

# EDN<sup>®</sup>

ELECTRONIC TECHNOLOGY FOR ENGINEERS AND ENGINEERING MANAGERS WORLDWIDE

Visit Us at Booth Numbers:  
2324-32, 2423-31

A SUPPLEMENT TO EDN  
A CAHNERS PUBLICATION

May 7, 1992

## SHOW DIRECTORY

Electro Exhibitor  
Booth List

Electro/92 Floor Plan

## GUIDE TO BOSTON

Transportation  
Accommodations  
Sights  
Museums  
Tours  
Dining  
Nightlife

## ELECTRO HIGHLIGHTS

Electro/92 Show Preview  
Electro/92 Highlights  
and Products

## PRODUCT AND PROCESSOR UPDATES

A glimpse at products,  
microprocessors and  
microcontrollers that  
have been introduced in  
the past few months.


## DEPARTMENTS

Career Opportunity  
Business/Corporate Staff  
EDN's International  
Advertisers Index  
Reader Service Card



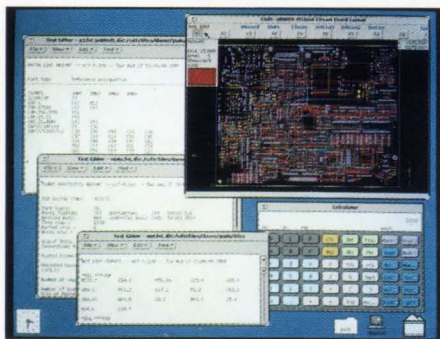
## Electro '92 Show Guide & Product Spotlight

# FINALLY, One Company offers you the Power and the ease...with integrated Workstation tools from PADS...




## PADS-View

- ▲ A complete design entry & simulation solution
- ▲ Mixed-Mode analog/digital simulator
- ▲ Multiple-windows featuring cross-probing of nets to/from PADS-2000 with waveform analysis
- ▲ Built-in analysis tools for Engineering Rules Check and Logic Simulation



## PADS-2000/UX

- Interactive and automatic PCB design bundle with placement and auto-interactive/batch auto-routing tools
- Comprehensive SMT and analog design support with copper pour and edit
- Bi-directional interface to PADS-View supporting back-annotation and ECO's



## PADS-ForceRouter

- AutoRouting for High Density Design and Testability
- Gridless routing thru shape-based architecture
- Comprehensive high-speed design features with table-driven cross-talk analysis
- State-of-the-Art Design for Manufacturability

**PADS** offers hardware independent EDA Solutions within your budget and to meet your toughest engineering challenges. PADS products offer you a consistent, easy-to-learn, easy-to-use design environment. For database compatibility, total migration and a common design philosophy between PC's and Workstations, call **1-800-554-SALES**.

  
VIEWlogic®

The Premiere Design Environment for ASIC, IC, and System Design  
VIEWlogic and the VIEWlogic logo are registered trademarks of VIEWlogic, Inc.

  
PADS  
Software, Inc.

Tel: (508) 486-9521 Fax: (508) 486-8217  
Toll Free: 1-800-554-SALES  
CIRCLE NO. 111

  
sun  
microsystems

The #1 Choice in Workstations:  
Sun SPARC Family of Products  
SUN is registered trademark of Sun Microsystems, Inc.  
SPARC is a registered trademark of SPARC International, Inc.  
developed by Sun

**Home Office**

275 Washington St, Newton, MA 02158  
 EDN Bulletin Board: (617) 558-4241  
 MCI: EDNBOS  
 (617) 558-extension

**VP/Publishing Director**

Peter D Coley -4673

**VP/Publisher**

Roy Forsberg -4367

**VP/Editor/Editorial Director**

Jonathan Titus -4573

**Executive Editor**

Steven H Leibson -4214

**Managing Editor**

Joan Morrow Lynch -4215

**Assistant Managing Editor**

Christine McElvenny -4741

Gary Legg, *Senior Technical Editor* -4404

Tom Ormond, *Senior Technical Editor* -4414

Charles Small, *Senior Technical Editor* -4556

MCI: EDNSMALL: Compuserve: 70324, 3270

John A Gallant, *Technical Editor* -4666

John C Napier, *Technical Editor* -4690

Dave Pryce, *Technical Editor* -4326

Dan Strassberg, *Technical Editor* -4205

Julie Schofield, *Senior Associate Editor* -4619

Jay Fraser, *Associate Editor* -4561

Carl Quesnel, *Associate Editor* -4484

Susan Rose, *Associate Editor* -4738

Helen McElwee, *Senior Copy Editor* -4311

James P Leonard, *Copy Editor* -4324

Gillian A Caulfield, *Production Editor* -4263

Brian J Tobey, *Production Editor* -4309

**Editorial Field Offices**

Doug Conner, *Technical Editor*

Atascadero, CA: (805) 461-9669

MCI: EDNDCONNER

J D Mosley, *Technical Editor*

Arlington, TX: (817) 465-4961

MCI: EDNMOSLEY

Richard A Quinnell, *Technical Editor*

Aptos, CA: (408) 685-8028

MCI: EDNQUINNELL

Anne Watson Swager, *Technical Editor*

Wynnewood, PA: (215) 645-0544

MCI: EDNSWAGER

Ray Weiss, *Technical Editor*

Woodland Hills, CA: (818) 704-9454

MCI: EDNWEISS

Maury Wright, *Technical Editor*

San Diego, CA: (619) 748-6785

MCI: EDNWRIGHT

Brian Kerridge, *Technical Editor*

22 Mill Rd, Loddon

Norwich, NR14 6DR, UK

(508) 28435

MCI: EDNKERRIDGE

**Contributing Editors**

Robert Pease, Don Powers,

David Shear, Bill Travis

**Editorial Coordinator**

Kathy Leonard -4405

**Editorial Services**

Helen Benedict -4681

**Art Staff**

Robert L Fernandez, *Art Department Director*

Ken Racicot, *Senior Art Director* -4708

Chinsoo Chung, *Associate Art Director* -4446

Cathy Madigan, *Associate Art Director* -4599

**Marketing & Business Director**

Deborah Virtue -4779

**Marketing Communications**

Kathy Calderini, *Manager* -4526

Pam Winch, *Promotion Specialist* -4660

## Electro '92 Show Guide and Product Spotlight

### SHOW DIRECTORY

Electro/92 Exhibitor Booth List ..... 11  
 Electro/92 Floor Plan ..... 30

### GUIDE TO BOSTON

Transportation ..... 41  
 Sights ..... 46  
 Museums ..... 56  
 Tours ..... 60  
 Dining ..... 60  
 Nightlife ..... 71

### ELECTRO HIGHLIGHTS

Electro/92 Show Preview ..... 75  
 Electro/92 Highlights and Products ..... 81

### PRODUCT & PROCESSOR UPDATES

A glimpse at products, microprocessors and microcontrollers  
 that have been introduced in the past few months ..... 91

### DEPARTMENTS


Career Opportunity ..... 182  
 Business/Corporate Staff ..... 191  
 EDN's International Advertisers Index ..... 192  
 Reader Service Card ..... 193

Cover photo courtesy of Greater Boston Convention & Visitors Bureau, Inc.

**Cahners Publishing Company**, A Division of Reed Publishing USA  Specialized Business Magazines for Building & Construction  Research  Technology  Electronics  Computing  Printing  Publishing  Health Care  Foodservice  Packaging  Environmental Engineering  Manufacturing  Entertainment  Media  Home Furnishings  Interior Design  and Lodging. Specialized Consumer Magazines for Child Care  Boating  and Wedding Planning.

EDN®(ISSN 0012-7515, GST Reg. #123397457) is published 48 times a year (twice monthly with 2 additional issues a month, except for March and October, which have 3 additional issues and July and December which have 1 additional issue) by Cahners Publishing Company, A Division of Reed Publishing USA, 275 Washington Street, Newton, MA 02158-1630. Terrence M McDermott, President/Chief Operating Officer; Frank Sibley, Executive Vice President; Jerry D Neth, Senior Vice President/Publishing Operations; J J Walsh, Senior Vice President/Finance; Thomas J Dellamaria, Senior Vice President/Production and Manufacturing; Ralph Knupp, Vice President/Human Resources. EDN® is a registered trademark of Reed Properties Inc., used under license. Circulation records are maintained at Cahners Publishing Company, 44 Cook Street, Denver, CO 80206-5800. Telephone: (303) 388-4511. Second-class postage paid at Denver, CO 80206-5800 and additional mailing offices. **POSTMASTER: Send address changes to EDN®, PO Box 173377, Denver, CO 80217-3377.** EDN® copyright 1992 by Reed Publishing USA; Robert L Krakoff, President and Chief Executive Officer. Annual subscription rates for nonqualified people: USA, \$119.95/year; Mexico, \$169.95/year; Canada, \$181.85/year; all other nations, \$207.95/year for surface mail and \$329.95/year for air mail. Single copies are available for \$20 USA and \$25 foreign. Please address all subscription mail to Ellen Porter, 44 Cook Street, Denver, CO 80206-5800.

# Low Delays.



## **High-Speed 7.5ns CMOS PAL® Devices.**

There's nothing we hate more than delays. That's why we developed high speed CMOS PAL devices that no one can beat—our CMOS 7.5ns 16V8H-7 and 10ns 22V10H-10 PAL devices.

In fact, nobody even comes close to our in-system performance, with the fastest set-up


and clock-to-out times available. Both come in PLCC and DIP varieties. All on state-of-the-art submicron EE CMOS.

## **High-Volume, High-Speed Delivery.**

Again, there's nothing we hate more than delays. You can get huge volumes of our new CMOS PAL devices now.

And they're on the shelf at your local dis-

# No Delays.



tributor, too. So you can get the quantity and speed you need, whenever you need them.

What more can you expect from the company that sells more programmable logic than all of its competitors combined?

So pick up the phone and place your order today, or call **1-800-222-9323** for more information.

Because at AMD, we don't believe in long delays either.



**Advanced Micro Devices**

901 Thompson Place, P.O. Box 3453, Sunnyvale, CA 94088 © 1991 Advanced Micro Devices, Inc. PAL is a registered trademark of Advanced Micro Devices. All brand or product names mentioned are trademarks or registered trademarks of their respective holders.

# Around the world. Around The Lambda Network.

It spans the four corners of the globe, from North America to Asia, from Europe to the Middle East. It's totally global, yet at the same time it's totally local. It's the Lambda network.

With twenty offices, factories and service centers in over 12 countries worldwide, Lambda's reputation is built on our ability to provide you with power supplies of the highest standards, where and when you need them. And because we're local, we're always on call and always ready willing and able to respond to all your customer service needs.

An integral part of the Lambda network starts with our regional headquarters in the United States, England, France, Germany, Israel and Japan. They're your assurance that, no matter where you are, Lambda and all our resources are there for you. From our local sales engineers to local customer service to localized technical support.




Lambda Electronics Inc. ■ Lambda Electronics (Canada) Inc. ■ Nemic-Lambda K.K. ■ Coutant-Lambda Ltd.  
Coutant Electronique SA ■ Nemic-Lambda(S) Pte Ltd. ■ Weir Electronics Ltd.

# the clock. Around the block. Let It Work For You.

Of course our products are as impressive as they are accessible. No matter what kind of power supplies your specific applications call for: Computer, Commercial, Industrial, or Full Military, you can count on Lambda to supply just the right solution.

Whether it's AC-to-DC switchers, AC-to-DC linears, DC-to-DC converters, or test and laboratory systems, you can take stock in this fact: Lambda delivers from local stocking depots.

To find out how the Lambda network can work for you, call your local office. And don't be surprised to find that there's a world of Lambda solutions waiting for you. All made possible by the Lambda Group.

**LAMBDA**  
Group of Unitech plc 



■ Lambda Electronics GmbH ■ IsLambda Electronics Ltd. ■ Lambda Electronique S.A. ■ Nemic-Lambda  
■ Lambda Novatronics Inc. ■ Qualidyne Systems Inc. ■ Nemic-Lambda(M)

# ULTRA-REL™

**\* ULTRA-REL™ MIXERS 5 yr. Guarantee**

with extra long life due to unique HP monolithic diode construction, 300°C high temp. storage, 1000 cycles thermal shock, vibration, acceleration, and mechanical shock exceeding MIL requirements.

the world's largest selection  
500Hz to 5GHz from \$2<sup>49</sup>

Over 200 off-the-shelf models, from low-cost rugged industrial to Hi-Rel military/space approved types, with LO power level requirements from -4dBm to +27dBm. We offer this wide variety of models, up to 5GHz, to allow you to select exactly what you need...

pin, surface-mount, TO-8, flatpack, and connector package types, the specific frequency range your design involves, the optimum LO drive level, and a host of special types.

And, exclusively from Mini-Circuits, ULTRA-REL™ mixers with a five-year guarantee and specification limits held to 4.5 sigma for unprecedented unit-to-unit repeatability.

Choose mixers with low LO drive, low noise, load insensitive, quadrature mixer/modulators, plus a large number of MIL-mixer types tested to MIL-M-28837/A, and TX screened.

For the most comprehensive computer characterization of mixers (isolation, conversion loss, intermod, and VSWR vs frequency), call or write your closest Mini-Circuits' rep or distributor or our office for a free copy of our RF-IF Signal Processing Handbook, Vol. 1/2.



finding new ways...  
setting higher standards

## Mini-Circuits

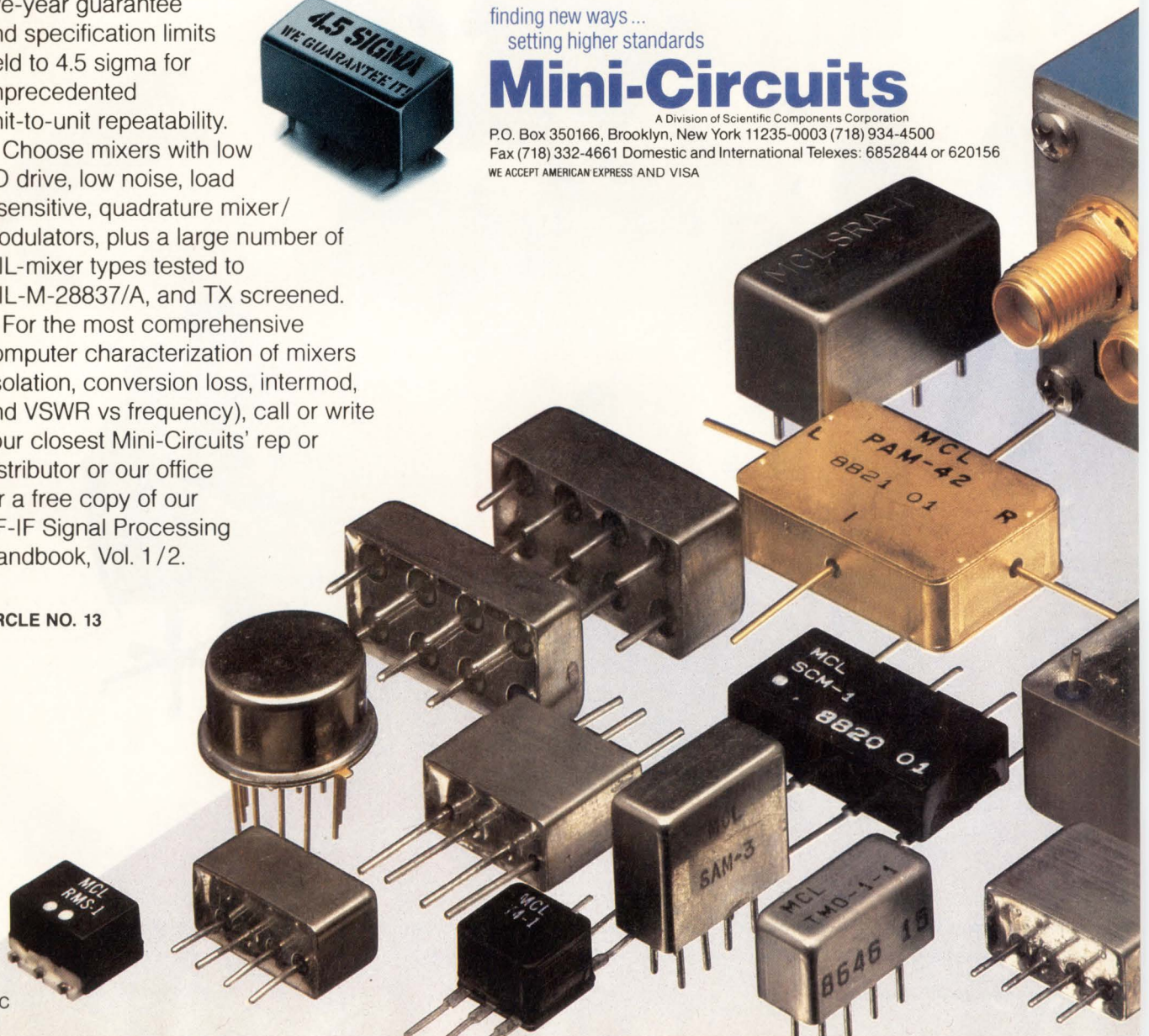
A Division of Scientific Components Corporation

P.O. Box 350166, Brooklyn, New York 11235-0003 (718) 934-4500

Fax (718) 332-4661 Domestic and International Telexes: 6852844 or 620156


WE ACCEPT AMERICAN EXPRESS AND VISA


CIRCLE NO. 13






# MIXERS





1986-MAC100. We introduce a combined disk formatter and buffer controller in a single disk controller chip.




1987-ESP100. The industry's first high performance SCSI chip is born at Emulex.



1988-ESP200. Second generation SCSI arrives with SCSI-2 support and Parity Pass-through.



1988-MAC200. Our advanced merged architecture controller is the first to include an automated Data Flow feature for faster data handling.




1989-BC200. A dynamic 4-port DMA controller for DRAMs is created.



1989-TEC100. EMD combines disk, buffer, and SCSI controllers in a single chip.



1990-FAS236. We deliver the first Fast SCSI chips with a 16-bit DMA port.




1991-TEC 200. Our second generation TEC becomes the industry's first Fast single-chip disk controller.




1991-TEC256. The first Fast and Wide SCSI disk controller also boasts the fastest disk data rate and highest system bandwidth.



*1988-ESP2X6. We give SCSI a 16-bit split-bus architecture for greater efficiency and throughput.*



*1990-TEC100A. Mid-to-low capacity SCSI drives get a reduced-price version of the TEC100.*



*1991-FAS256. 16-Bit Fast and Wide SCSI brings SCSI-2 support to host adapters and peripherals including drive array applications.*

# WE CREATED A FAMILY OF FIRSTS. WE'RE NOT DONE YET.

In all honesty, we've been building a history of innovative microcontroller products for disk and system applications right from the start.

In fact, the first high-performance SCSI chips we designed have become an industry standard in workstation and PC platforms. And our ESP chips have been so popular they're the interfaces of choice for OEMs and systems integrators worldwide.

But that's just for openers.

We've continued to lead the evolution of SCSI power—in speed, single-chip integration, full SCSI-2 support, Fast and Wide architecture, and more. Plus, we've created matching disk controller and buffer controller devices.

And now we're preparing to launch a new generation of products—a whole new family of microcontrollers...to again pioneer new industry standards in SCSI and other bus interfaces.

Look for our announcements to start soon.

Or if you can't wait, call us. We'll send you a preview of the big picture—so you can begin to spec for the future...now.

Firsts are part of our tradition. And we're not done yet.

Emulex Micro Devices.




3545 Harbor Blvd., Costa Mesa, CA 92626  
Outside California: 1-800-ON-CHIP-1  
Inside California: (714) 662-5600

Emulex Micro Devices Sales Representatives: NEW ENGLAND: Advanced Tech Sales, Inc. (508) 664-0888 • CANADA: Electro Source (416) 675-4490 • MICHIGAN: JMJ Associates (616) 774-9480 • SOUTHEAST: Montgomery Marketing, Inc. (919) 851-0010 • MIDWEST: Oasis Sales Corporation (708) 640-1850 • NORTHERN CALIFORNIA: Promerge Sales (408) 453-5544 • NORTHWEST: QuadRep-Crown, Inc. (503) 620-8320 • SOUTHERN CALIFORNIA: QuadRep Southern, Inc. (714) 727-4222 • FLORIDA: Sales Engineering Concepts (407) 830-8444 • MID-ATLANTIC: T.A.I. Corporation (609) 778-5353 • ROCKY MOUNTAINS: Wescom Marketing, Inc. (303) 422-8957 • TEXAS FOUR-STATES: West Associates (214) 680-2800

*1992-Emulex Chips. A whole new generation of firsts is due.*

# Get Your Sample In 3 $\mu$ Sec.



## Single Supply, 5V, 12 Bit, Sampling ADCs From \$16.90.

Linear Technology delivers 12 bit samples faster and cheaper using less power and less board space.

The new LTC1272 is a 3 $\mu$ sec, 12 bit sampling ADC that blows the doors off non-sampling 7572 and 574 type parts and their sampling upgrades. In the 7572 pinout, it samples at 250kHz and typically draws only 75mW from a single 5V supply.

And you don't need the extra errors, board space, power and cost of an external sample and hold! With on-chip sample and hold, the LTC1272 delivers

	LTC1272	AD7572	AD574	AD1674	MAX162
INTERNAL REFERENCE	✓	✓	✓	✓	✓
7572 PINOUT	✓	✓			✓
3 $\mu$ sec CONVERSION TIME	✓				✓
S & H INCLUDED	✓			✓	
LOW POWER CONSUMPTION	✓				
250 kHz SAMPLE RATE	✓				
SINGLE 5V SUPPLY OPERATION	✓				

a typical 450nsec acquisition time and 72dB typical signal to noise + distortion. The linearity, including the sample and hold errors, is  $\pm 0.5$  LSB.

With on-board voltage reference, the LTC1272 is a complete, sampling ADC solution. Get it now in your choice of 3, 5, and 8 $\mu$ sec speeds for military and commercial temperature grade applications. Packaging is plastic DIP, SO and hermetic. For details contact Linear Technology Corporation, 1630 McCarthy Blvd., Milpitas, CA 95035. Or call 800-637-5545.



TOUGH PRODUCTS  
FOR TOUGH APPLICATIONS.



# Electro<sup>®</sup> International

Electronics Conference and Exhibition  
May 12-14, 1992 / Boston, Massachusetts

## Electro Show Hours Hynes Convention Center 900 Boylston Street Boston, MA 02115

**Tuesday, May 12, 9:00AM -- 5:00PM**  
**Wednesday, May 13, 9:00AM -- 5:00PM**  
**Thursday, May 14 9:00AM -- 4:00PM**

### A

A.B. Controls & Technology Inc.. . . . .	1419
ACCEL Technologies, Inc.. . . . .	1124 1126
Acon, Inc.. . . . .	5614
Adaptive Micro Systems, Inc.. . . . .	1429 1431
Addelco Corporation. . . . .	2404
Advanced Component Group. . . . .	5607
Advanced Interconnections. . . . .	3412 3414
Aerovox, Incorporated. . . . .	1518
Alexander Batteries. . . . .	3226
Allen Avionics, Inc.. . . . .	4117
Allied Electronics. . . . .	2132 2134 2136
Alpha Wire Corporation. . . . .	4434 4436 4533 4535
Altech Corporation. . . . .	5617 5619
Ambit Microsystems Corporation. . . . .	1316
Amco Engineering Company. . . . .	1415 1417
Amerace Corporation/IEP. . . . .	4002
American Electric Cable Company. . . . .	3205
American Research & Engineering. . . . .	3423 3425
AMP Incorporated. . . . .	5218 5220 5222 5224 5226 5317 5319 5321
Amphenol Corporation. . . . .	3418 3517
Analytic Technology. . . . .	3213
Anchor Engineering Corporation. . . . .	1426 1428
Andon Electronics Corporation. . . . .	4310
Aries Electronics, Inc.. . . . .	3511 3513
Arnold Industries, Inc.. . . . .	5432
Arnold Magnetics Corporation. . . . .	4433 4435
Asahi Glass/Optrex Corporation. . . . .	2204 2206
Asian Sources. . . . .	2226
Astec America, Inc.. . . . .	4425 4427 4429
Astro-Med, Inc.. . . . .	2102 2104
AT&T Capital Corporation. . . . .	2405
Ault Incorporated. . . . .	4121

Avery Dennison. . . . . 3314

### B

Baldwin Components Center Inc.. . . . .	1305
Barbados Industrial Dev. Corp.. . . . .	3008
Barry Controls. . . . .	4210
Basler Electric Company. . . . .	1202 1204
Basler Electric Company. . . . .	1503
Bead Industries Inc.. . . . .	5621
Beaver Brook Circuits, Inc.. . . . .	4104
Belden Wire And Cable. . . . .	1534 1536
BH Electronics, Inc.. . . . .	4105
Blue M Electric Company. . . . .	2311 2313
Bomar Crystal Company. . . . .	2221
Bopla Enclosure Systems. . . . .	1302 1304
BP Microsystems. . . . .	1106
Bren-Tronics, Inc.. . . . .	1507
BTL. . . . .	2124
Buckeye Stamping Company. . . . .	4404 4406
Bud Industries, Inc.. . . . .	5303 5305
Burgess-Saia, Inc.. . . . .	1020 1022
Burndy Corporation. . . . .	5118 5120 5122 5124 5217 5219 5221 5223
Bussmann Division. . . . .	1420 1422


### C

C. . . . .	5201 5203
C.A.M. Graphics Company, Inc.. . . . .	3523 3525
C & K Components, Inc.. . . . .	1510 1511 1512
<b>Cahners Publishing Company.</b> . . . .	<b>2324 2326 2328</b> 2330 2332 2423 2425 2427
Cal-Greg Components Inc.. . . . .	5410

# ELECTRO/92 EXHIBITOR LIST

COMPANY NAME	BOOTH NUMBERS	COMPANY NAME	BOOTH NUMBERS
Calex Manufacturing Company, Inc.. . . . .	1505	Cosmo Corporation. . . . .	4206
Calibron Instruments. . . . .	1014	Croft Corporation. . . . .	3220
Carlingswitch, Inc.. . . . .	5431 5433 5435	CTS Microelectronics. . . . .	1318
Carlson, A Lamson & Sessions Company. . . . .	5141	CUI/Stack, Inc.. . . . .	4609
Carroll Design. . . . .	1102	Current, Inc. . . . .	3204
CBM America Corp.. . . . .	4527	Curtis Industries Inc.. . . . .	4633
Cell-Con Inc.. . . . .	4426	Custom Connector Corporation. . . . .	4208
Cherry Electrical Products. . . . .	3404 3406 3408 3503 3505 3507		
Circuit Assembly Corporation. . . . .	1311		
Clafin Associates. . . . .	2018		
Clarostat Manufacturing Co., Inc.. . . . .	4528 4530		
CMP Publications, Inc. . . . .	4218 4220 4222 4224		
Coakley Boyd & Abbett Inc. . . . .	3409 3510		
Coiltronics International Corp.. . . . .	4529		
Communication Cable Inc.. . . . .	5526		
Compunetics, Inc.. . . . .	1012		
Computer Design Magazine. . . . .	1024 1026		
Concord Electronics Corporation. . . . .	2217 2219		
Contact East, Inc.. . . . .	2312 2314		
Contex/Moldeon. . . . .	1530		
Conxall Corporation. . . . .	1335		
Cornell Dubilier Electronics, Inc.. . . . .	3508		
		<b>D</b>	
		Daburn Electronics & Cable Corp.. . . . .	4219
		Data Check Corporation. . . . .	2402
		Data Delay Devices. . . . .	4004
		Data I/O Corporation. . . . .	1210 1212
		Delta Electronics Mfg. Corp.. . . . .	4112
		Dempa Publications. . . . .	5020
		Design Mark Industries. . . . .	4627 4629
		Dexter Magnetic Materials Division. . . . .	4230
		Digital Equipment Corporation. . . . .	2305
		Digitec. . . . .	2419
		DMA Marketing. . . . .	4314 4407
		Dsp Development. . . . .	1136
		Du Pont Company. . . . .	4234 4236 4333 4335

## A relay line designed to be



# ELECTRO/92 EXHIBITOR LIST

COMPANY NAME	BOOTH NUMBERS	COMPANY NAME	BOOTH NUMBERS
<b>E</b>			
E.F. Johnson. . . . .	5119	Electric Motor Engineering. . . . .	5106
E-T-A Circuit Breakers. . . . .	4301 4303	Electro Assemblies Corporation. . . . .	4631
Eagle Picher Industries, Inc.. . . . .	5506 5508	Electro-Space Fabricators, Inc. . . . .	5512 5514
EAO Switch Corporation. . . . .	4504	Electroluminescent Technologies. . . . .	1129
Easi File Corporation. . . . .	3224	<b>Electronic Business</b> . . . . .	2324 2326 2328 2330 2332 2423 2425 2427
Easterly Sales Associates. . . . .	1010	<b>Electronic Business Asia</b> . . . . .	2324 2326 2328 2330 2332 2423 2425 2427
Eastern Caribbean Investment. . . . .	3206	Electronic Components Groupe. . . . .	4308
Eaton Corporation. . . . .	2233 2235	Electronic Design. . . . .	1004
EBM Industries, Inc.. . . . .	1231 1233 1235	Electronic Development Corporation. . . . .	2406
EBY Electro Inc.. . . . .	5606	Electronic Enclosures Magazine. . . . .	3307
Ecliptek Corporation. . . . .	5618	Electronic Industries Association. . . . .	1222
ECN-Electronic Component News. . . . .	5312 5314 5411 5413	<b>Electronics Purchasing</b> . . . . .	2324 2326 2328 2330 2332 2423 2425 2427
Edak Inc.. . . . .	1425	<b>Electronic Packaging &amp; Production</b> . . . . .	2324 2326 2328 2330 2332 2423 2425 2427
<b>EDN Magazine &amp; News Editions</b> . . . . .	2324 2326 2328 2330 2332 2423 2425 2427	Electronic Reps Association. . . . .	1108 1110 1112 1207 1209 1211
EE Product News. . . . .	4022 4024	Elform, Inc.. . . . .	5022
EG & G Wakefield Engineering. . . . .	4016	Elma Electronic, Inc.. . . . .	2227 2229
Eichhoff Electronics, Inc.. . . . .	4232	Elpac Electronics, Inc.. . . . .	2126 2128
Eldre Corporation. . . . .	4611 4613	Elpako Inc.. . . . .	1509

## solid state of the art.

### That's AT&T "Customerizing"

AT&T now offers one of the industry's most complete portfolios of high-voltage, <1 amp solid-state relays (SSRs).

#### State of the art in variety

Our new LH1500 line includes normally open (1 Form A). Normally closed (1 Form B). And combinations (1 Form A/B, C; 2 Form A; Dual Form A; Dual Form B). All offer logic-level Input Control, and come in 6 or 8 pin DIPs, through-hole or surface-mountable. That's what we mean by "Customerizing."

#### State of the art in performance

Our LH1500 SSRs offer 3750V Input/Output isolation. Built-in current limiting. And on-resistances as low as 3 ohms (lower in DC


mode operation!). And our low (3 to 7 mW) input drive gives you the flexibility to meet your design needs.

#### State of the art in reliability

Current limiting protects against unwanted transients. Built-in break-before-make reduces component count. Advanced silicon technology adds ruggedness by reducing number of internal wire bonds. All designed by AT&T Bell Laboratories to meet

U.L., C.S.A. and B.A.B.T. standards.

To sample an AT&T SSR or to place an order, call your AT&T local distributor. For more information, just call AT&T at 1 800 372-2447, ext. 628. In Canada: 1 800 553-2448, ext. 628.



CIRCLE NO. 1



**AT&T**  
Microelectronics





# ELECTRO/92 EXHIBITOR LIST

COMPANY NAME	BOOTH NUMBERS	COMPANY NAME	BOOTH NUMBERS
Harris Publishing Company.	1319 1321	IEEE Consultants Network.	1008
Harting Elektronik, Inc..	2230	Illinois Capacitor, Inc..	4514
Hartwell Corporation, The.	3304	Illinois Lock Company.	4432
Harwin Inc..	3524	Ind. Development Group-Honduras.	3331
Hasco Components International Corp.	5208	Indek Corporation.	5117
Hatch Associates, Inc..	5331 5332 5333 5334 5335 5336	Industrial Devices, Inc..	1430
Hathaway Electronics Inc..	4211 4212 4213 4214	Information Handling Services.	3518 3522
Hearst Business Communications.	1407 1409 1411	Inspec/IEE.	1118
HEI, Inc..	1615 1617	Instrument Dynamics, Inc..	1421
Heinemann Electric Company.	5204 5206	Instrument Specialties Co., Inc..	5613
Hewlett-Packard Company.	1603 1605	Int'l Power D.C. Power Supplies.	4413
Hirose Electric (USA), Inc..	4510 4512	Intermark (USA) Inc..	4405
Hirschmann Of America, Inc.	2118	International Power Devices, Inc..	5231
Hoffman Engineering Company.	2218 2220	Interstate Sales Associates.	5625 5626
Honda Connectors, Inc..	5233 5235	Intronics Incorporated.	5341
Huebcore Communications Inc..	5620	Irish Trade Board.	1336
Huntsville Microsystems, Inc..	1201	Iten Industries.	4026
Hypertronics Corporation.	5622 5624	ITT Schadow Inc..	4408
		ITW Switches.	1228 1230

## I

Identification Products Corporation. . . . . 5008  
 IEEE. . . . . 1116 1120 1215 1217 1219


## J

J.S.T Corporation. . . . . 2222, 2224

## UNIVERSAL INPUT SWITCHING POWER SUPPLIES

### FEATURING:

- 90-264 VAC (continuous) UNIVERSAL INPUT
- FCC CLASS 'B', VDE 0871 'B' OPTIONAL
- HIGH SURGE CURRENTS ON +12V OUTPUTS
- PRICE, DELIVERY AND QUALITY



WATTS	MODEL NUMBER	OUTPUT 1	OUTPUT 2 (Peak)	OUTPUT 3	SIZE in.
20	UPS20 - 5002	+5V @ 1.6A	+12V @ 1.0A (2.0)		3.0 X 4.0"
30	UPS30 - 4003	+5V @ 1.5A	+12V @ 1.5A (3.0)	-12V @ 0.3A	5.1 X 2.8"
40	UPS40 - 1002	+5V @ 3.0A	+12V @ 2.0A (4.5)		2.0 X 7.0"
40	UPS40 - 2002	+5V @ 3.0A	+12V @ 2.0A (4.5)		3.0 X 5.0"
40	UPS40 - 2003	+5V @ 3.0A	+12V @ 2.0A (4.0)	-12V @ 0.3A	3.0 X 5.0"
50	UPS50 - 1002	+5V @ 3.0A	+12V @ 3.0A (5.5)		2.0 X 7.0"
50	UPS51 - 2002	+5V @ 4.0A	+12V @ 3.0A (5.5)		3.0 X 5.0"
65	UPS65 - 1002 -X	+5V @ 3.5A	+12V @ 4.0A (7.0)		3.5 X 6.0"
65	UPS65 - 1003	+5V @ 6.0A	+12V @ 2.5A (4.0)	-12V @ 0.5A	3.5 X 6.0"

SINGLE AND QUAD OUTPUT MODELS ARE AVAILABLE.



CALL NOW...

**818-341-6123**

9301-101 JORDAN AVENUE  
 CHATSWORTH, CA 91311  
 FAX: 818-341-5726

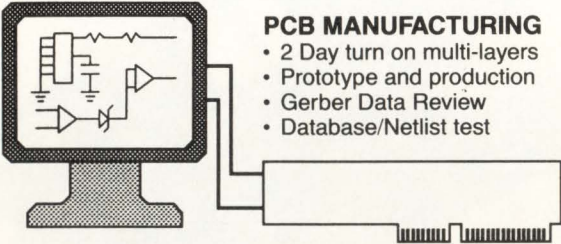
CIRCLE NO. 3

# ELECTRO/92 EXHIBITOR LIST

COMPANY NAME	BOOTH NUMBERS	COMPANY NAME	BOOTH NUMBERS
Johanson Manufacturing Corp.. . . . .	1506	Liberty International Corporation. . . . .	5306
John Fluke Manufacturing Co., Inc.. . . .	2318 2320	Linemaster Switch Corporation. . . . .	5535
Joule Power, Inc.. . . . .	4341	Littelfuse, Inc. . . . .	3411 3413
<b>K</b>			
KDS America-A Daishinku Corporation. . . .	5503	LMI Connectors, Inc.. . . . .	1404
Keithley Instruments, Inc.. . . . .	2418	Loctite Luminescent Systems, Inc.. . . . .	1401
Kemet Electronics Corporation. . . . .	1310 1312	Lyn-Tron, Inc.. . . . .	3218
Ken Ex, Inc.. . . . .	2101	LZR Electronics, Inc.. . . . .	5230
Kepeco, Inc.. . . . .	4503 4505	<b>M</b>	
Keymarc Electronics. . . . .	5510	Magnecraft Electric Company. . . . .	4511 4513
Koa Speer Electronics. . . . .	4431	Magnetics. . . . .	3422
Krohn-Hite Corporation. . . . .	2304 2306	Magtronics, Inc.. . . . .	3317
Kyocera Industrial Ceramics Corp.. . . .	2434 2436	Mallory - N. American Capacitor Co.. . . .	5518 5520
<b>L</b>			
Lake Publishing Corporation. . . . .	3520	Manhattan Electric Cable Corp.. . . . .	4118 4120
Laube Technology. . . . .	3310 3312	Marathon Special Products. . . . .	1619
Leader Tech, Inc.. . . . .	3328	Marcon America Corporation. . . . .	4617 4619
LEC America. . . . .	5018	Mass High Tech. . . . .	1524
Lemo USA, Inc. . . . .	4307 4309	Maxell Corporation Of America. . . . .	2014 2016
		Mckenzie Technology. . . . .	3319
		Memtron Technologies, Inc.. . . . .	4621
		Methode Electronics, Inc.. . . . .	5326 5328 5425 5427
		Metro Circuits, Inc.. . . . .	4111

## LOOKING FOR A QUALITY BOARDHOUSE?

ALL YOUR CIRCUIT BOARD NEEDS UNDER ONE ROOF



**PCB MANUFACTURING**

- 2 Day turn on multi-layers
- Prototype and production
- Gerber Data Review
- Database/Netlist test

**PCB LAYOUTS**


- Backplanes
- Impedance control
- Analog and ECL
- SMT both sides

**TECHNICAL ASSISTANCE**

- PCB layout tips
- Mfg cost cutting tips
- Artwork standards
- Gerber Data via modem, 24 hours (714) 970-5015

CALL FOR A QUOTE!

A MANUFACTURING, LAYOUT AND SUPPORT CENTER




**MURRIETTA  
CIRCUITS**

4761 E. HUNTER AVE. ANAHEIM, CA. 92807  
TEL: (714) 970-2430 FAX: (714) 970-2406


## HIGH POWER FACTOR

**Custom Switching Power Supplies**  
for ●Engineering work stations  
●Computer main frames  
●Computer peripheral equipment  
●Business equipment  
●Telecommunications  
●etc.



- High power factor 0.99
- Design, manufacturing in Japan
- Repair center in U.S.A.

FDK also specializes in DC-DC converters, hybrid ICs, memory cards, ferrite cores, lithium batteries, stepper motors, optical isolators, etc.



Your Best Strategic Partner  
**FDK AMERICA, INC.**

A Division of Fuji Electrochemical Co., Ltd.  
2880 Zanker Road, #102 San Jose, California 95134, U.S.A.  
TEL: 408-432-8331 FAX: 408-435-7478


---

Dallas TEL: 214-650-7742 FAX: 214-650-7792  
Boston TEL: 617-487-3198 FAX: 617-487-3199

# +3V POWERED RS-232 IS HERE!

## Eliminate +5V RS-232, Use 1/2 the Power and Meet the New EIA/TIA-562 Requirements

- ◆ **Guaranteed Operation Down to 3.0V**
- ◆ **4 Drivers, 5 Receivers**
- ◆ **Meets New EIA/TIA-562 Standards**
- ◆ **1 $\mu$ F External Capacitors**
- ◆ **Guaranteed RS-232 Compatibility\***
- ◆ **1 $\mu$ A Shutdown Mode**



The +3.3V powered MAX561 uses 1/2 the power of +5V RS-232 devices.

Maxim's new MAX561 is the first device to implement the new EIA/TIA-562 standard that guarantees operation with output voltages as low as  $\pm 3.7V$ . The MAX561 consumes **1/2 the power** of +5V RS-232 and operates from a 3.3V power supply. And, as stated in its forward, EIA/TIA-562 "allows for electrical interoperability with equipment designed to conform to EIA/TIA-232D interfaces."

## Choose a +3.3V Transceiver and Save Power

	+3V MAX561	+5V RS-232
<b>Quiescent Current</b>	<b>8mA</b>	15mA
<b>Data Rate</b>	20kbits/sec	20kbits/sec
<b>Output Driver Voltage, Min</b>	<b><math>\pm 3.7V</math></b>	$\pm 5V$
<b>Receiver Input Voltage, Min</b>	$\pm 3V$	$\pm 3V$
<b>Receiver Input Voltage, Max</b>	$\pm 30V$	$\pm 30V$
<b>T<sub>x</sub> Load Impedance</b>	3k $\Omega$ to 7k $\Omega$	3k $\Omega$ to 7k $\Omega$
<b>R<sub>x</sub> Input Resistance</b>	3k $\Omega$ to 7k $\Omega$	3k $\Omega$ to 7k $\Omega$
<b>Instantaneous Slew Rate</b>	<30V/ $\mu$ s	<30V/ $\mu$ s

**INTERFACE ANALOG DESIGN GUIDE**

**New RS-232 Transceiver Doubles Speed of Existing +5V RS-232 Devices!**  
Guaranteed Data Rate is 110kba/sec

**RS-232 at 1/10th the Power!**  
Quiescent Current is Only 800 $\mu$ A

MAXIM

## FREE Interface Design Guide

Includes: **Application Notes** ◆ **Data Sheets** ◆ **Cards For Free Samples**

To receive your free design guide, simply circle the reader response number, or contact Maxim Integrated Products, 120 San Gabriel Drive, Sunnyvale, CA 94086, (408) 737-7600, FAX (408) 737-7194.



**Distributed by Arrow, Bell/Graham, Elmo, Hall-Mark, Nu Horizons, Pioneer, and Wyle.** Authorized Maxim Representatives: Alabama, (205) 830-0498; Arizona, (602) 730-8093; California, (408) 248-5300, (619) 278-8021, (714) 261-2123, (818) 704-1655; Colorado, (303) 779-8060; Connecticut, (203) 384-1112; Delaware, (609) 778-5353; Florida, (305) 426-4601, (407) 830-8444; Georgia, (404) 447-6124; Idaho, (503) 292-8840; Illinois, (708) 358-6622; Indiana, (317) 844-8462; Iowa, (319) 393-2232; Kansas, (816) 436-6445; Louisiana, (214) 234-8438; Maryland, (301) 644-5700; Massachusetts, (617) 329-3454; Michigan, (313) 352-5454; Minnesota, (612) 941-9790; Mississippi, (205) 830-0498; Missouri, (314) 839-0033, (816) 436-6445; Montana, (503) 292-8840; Nebraska, (816) 436-6445; Nevada, (408) 248-5300; New Hampshire, (617) 329-3454; New Jersey, (516) 351-1000, (609) 778-5353; New Mexico, (602) 730-8093; New York, (516) 351-1000, (607) 754-2171; N. Carolina, (919) 851-0010; Ohio, (216) 659-9224, (513) 278-0714, (614) 895-1447; Oklahoma, (214) 234-8438; Oregon, (503) 292-8840; E. Pennsylvania, (609) 778-5353; W. Pennsylvania, (614) 895-1447; S. Carolina, (919) 851-0010; Tennessee, (404) 447-6124; Texas, (214) 234-8438, (713) 782-4144, (512) 346-9186; Utah, (801) 561-5099; Virginia, (301) 644-5700; Washington, (206) 823-9535; W. Virginia, (513) 278-0714; Wisconsin, (414) 476-2790; Canada, (416) 238-0366, (613) 225-5161, (604) 439-1373, (514) 337-7540.

\* As stated in the EIA/TIA-562 specification.

Maxim is a registered trademark of Maxim Integrated Products. © 1991 Maxim Integrated Products.

# ELECTRO/92 EXHIBITOR LIST

COMPANY NAME	BOOTH NUMBERS	COMPANY NAME	BOOTH NUMBERS
Meyer Wire & Cable Company.	4312	Panduit Corporation.	4517 4518 4519 4520 4521 4522 4523 4524
Micro Mo Electronics, Inc..	1434 1436	Panel Components Corporation.	4317 4319
Micro Stamping Corporation.	3306	Papst Mechatronic Corporation.	4226 4228
Microtran Company Inc..	4311	Penn Engineering & Mfg. Corp..	4332 4334 4336
Miles Platts Inc..	5531	Peter Parts And Associates, Inc..	1609 1611
Mill-Max Manufacturing Corporation.	5102 5104	Phoenix Contact.	5412 5414 5511 5513
ML Associates, Inc..	4221 4223 4225 4227	PIC Design.	1504
Mod-Tap.	2130	Piher International Corporation.	4313
Molex Inc..	5418 5420 5517 5519	Pinnacle Technologies, Inc..	3203
Mono-Systems, Inc..	3303	Plainview Batteries, Inc..	5524
Montrose Products Company.	3219	Pletronics, Inc..	5407
Mors/ASC.	1525 1527	Poisson Associates.	4541
Mouser Electronics.	4127	Polymer Design.	4006
Multi Products International.	3327	Pomona Electronics, Div. ITT.	2321
Multi-Contact USA.	4014 4018	Positronic Industries, Inc..	5417 5419
Murata Erie North America, Inc.	4603 4605 4607	Potter & Brumfield, Inc..	5318 5320 5322 5324
<b>N</b>			
National Instruments Corporation.	2201 2203 2205 2207	Power Conversion Systems, Inc..	1030 1032
National Manufacturing Company, Inc.	1641	Power Switch Corporation.	5108
National Wire & Cable Corporation.	4109	Power Systems, Inc..	5628
NCI.	2414	Power-Sonic Corporation.	4217
New Age Metal Fabricating.	3301	Precicontact Inc..	5227 5229
New England Electronic Sales Corp..	2231	Preh Electronics.	4411
Nichicon (america) Corporation.	4207 4209	Prema Precision Electronics.	2408
Nichifu America Inc..	1520 1522	Protolab.	5010
Nidec Corporation.	4202 4204	<b>Q</b>	
Nohau Corporation.	5403 5405	Qualtek Electronics Corporation.	5339
Noritake Company, Inc..	2120	<b>R</b>	
Nortech Engineering, Inc..	5528	R & M Metal Inc..	3202
Nova Elektronik GmbH.	1439 1441	Racal-Redac, Inc..	1223 1225
<b>O</b>			
Olsen Technical Sales, Inc..	4318 4321 4323 4324 4325 4326 4327 4328	Raf Electronic Hardware, Inc..	4302
Omni Switch Usa, Inc..	3320	Raltron Electronics.	3232
Omniprint, Inc..	4122	Ranoda Electronics, Inc..	4106
Omron Electronics Inc..	4532 4534 4536	Ray Perron & Company, Inc..	4507
OPT Industries, Inc..	5128 5130	Regal Electronics, Inc..	5623
Optima Eps (optima Enclosures).	1227 1229	Renco Electronics, Inc..	5239
Orcad.	1115 1117	Ria Electronic, Inc..	2232
Otto Controls.	4119	Rical Associates.	4635
<b>P</b>			
Pacific Electriccord Company.	1016 1018	Robert G. Allen Company Inc..	3228
Pactec.	5629	Rod-L Electronics, Inc..	2411 2413
Pads Software, Inc..	1226	Rogan Corporation.	4440 4441
Panasonic Industrial Company.	2112 2114 2211 2213	<b>S</b>	
<b>S</b>			
Saft America Inc..	1533 1535	San-O Industrial Corporation.	5134
Sanyo Energy (USA) Corporation.	1602	Sanyo Energy (USA) Corporation.	1602
Saronix.	4203 4205	Saronix.	4203 4205

# STEP-UP DC-DC REGULATORS DELIVER 90% EFFICIENCY!


## Compact Solutions for +5V, +12V, +15V or Adjustable Outputs

Use the new MAX731, MAX732, MAX733, and MAX752 step-up regulators to build complete 85% to 95% efficient power supplies that fit into less than 0.65in<sup>2</sup> of board space. Low input voltages (2.5V) and miniature external components make these compact regulators ideal for portable and board-level DC-DC conversion in 3V, 5V, or battery-powered systems. High-frequency 170kHz pulse-width modulation (PWM) current-mode control provides excellent transient response and minimum ripple.

- ◆ Evaluation Kits – SOIC and DIP
- ◆ Guaranteed Output Current:  
200mA @ 5V (MAX731, V<sub>IN</sub> > 2.7V)  
150mA @ 12V (MAX732, V<sub>IN</sub> > 4.5V)  
100mA @ 15V (MAX733, V<sub>IN</sub> > 4.5V)
- ◆ Regulates From Low Input Voltage:  
2.5V & Up (MAX731/MAX752)  
4.0V & Up (MAX732/MAX733)
- ◆ Logic-Controlled 6μA Shutdown
- ◆ 8-Pin DIP & 16-Pin SOIC

Part	Input Voltage Range	Output Voltage	Output Current	Power Eff. Range	Price† (1000-up)
MAX731	2.5V to 4.65V	+5V	200mA	85%-90%	\$3.20
MAX732	4V to 9.3V	+12V	200mA	85%-95%	\$2.60
MAX733	4V to 11V	+15V	125mA	85%-95%	\$2.60
MAX752	2.5V to 15V	Adjustable 2.7V to 15.75V	200mA	85%-95%	\$3.20

### EVALUATION KITS GIVE IMMEDIATE RESULTS

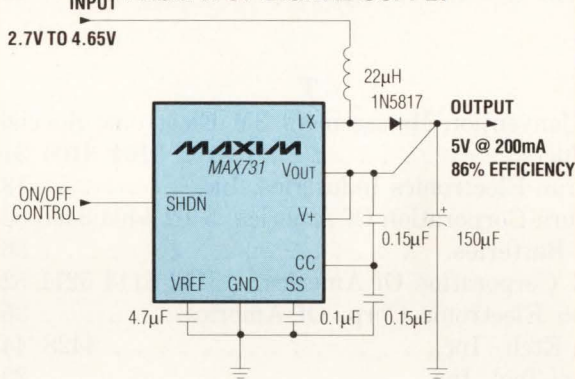


#### MAX732 Surface-Mounted EV Kit

Each complete surface-mount or through-hole kit contains a PC board and all external components, including inductor. \$20.00 each.†

MAX731EVKIT – DIP      MAX733EVKIT – DIP  
MAX732EVKIT – DIP      MAX752EVKIT – DIP  
MAX732EVKIT – SO\*

### POWER 1 WATT OF 5V-LOGIC FROM A 3V DIGITAL SUPPLY



The MAX731 surface-mount circuit fits in 0.65in<sup>2</sup> (4.2cm<sup>2</sup>) and has 86% efficiency while delivering 200mA at 5V from a 3V source.

**POWER SUPPLIES ANALOG**  
Data Sheets • Application Notes • Free Samples

**+5V To +15V DC-DC Converter Delivers 30W**  
No Design Required—Just Drop It In

**Production 88 Ramp-Up and Increases Reliability**

**ANALOG**

## FREE Power Supply Design Guide

Includes: Application Notes ◆ Data Sheets ◆ Cards For Free Samples

To receive your design guide, circle the response number, or contact Maxim Integrated Products, 120 San Gabriel Dr., Sunnyvale, CA 94086, (408) 737-7600, FAX (408) 737-7194.



Distributed by Arrow, Bell/Graham, Elmo, Hall-Mark, Nu Horizons, Pioneer, and Wyle. Authorized Maxim Representatives: Alabama, (205) 830-0498; Arizona, (602) 730-8093; California, (408) 248-5300, (619) 278-8021, (714) 261-2123; (818) 704-1655; Colorado (303) 779-8060; Connecticut, (203) 384-1112; Delaware, (609) 778-5353; Florida, (305) 426-4601, (407) 830-8444; Georgia, (404) 447-6124; Idaho, (503) 292-8840; Illinois, (708) 358-6622; Indiana, (317) 844-8462; Iowa, (319) 393-2232; Kansas, (816) 436-6445; Louisiana, (214) 234-8438; Maryland, (301) 644-5700; Massachusetts, (617) 329-3454; Michigan, (313) 352-5454; Minnesota, (612) 941-9790; Mississippi, (205) 830-0498; Missouri, (314) 839-0033, (816) 436-6445; Montana, (503) 292-8840; Nebraska, (816) 436-6445; Nevada, (408) 248-5300; New Hampshire, (617) 329-3454; New Jersey, (516) 351-1000, (609) 778-5353; New Mexico, (602) 730-8093; New York, (516) 351-1000, (607) 754-2171; N. Carolina, (919) 851-0010; Ohio, (216) 659-9224, (513) 278-0714, (614) 895-1447; Oklahoma, (214) 234-8438; Oregon, (503) 292-8840; E. Pennsylvania, (609) 778-5353; W. Pennsylvania, (614) 895-1447; S. Carolina, (919) 851-0010; Tennessee, (404) 447-6124; Texas, (214) 234-8438, (713) 782-4144, (512) 346-9186; Utah, (801) 561-5099; Virginia, (301) 644-5700; Washington, (206) 823-9535; W. Virginia, (513) 278-0714; Wisconsin, (414) 476-2790; Canada, (416) 238-0366, (613) 225-5161, (604) 439-1373, (514) 337-7540.

\*Flash Memory Programming Supply. †FOB USA recommended resale.

Maxim is a registered trademark of Maxim Integrated Products. © 1992 Maxim Integrated Products.

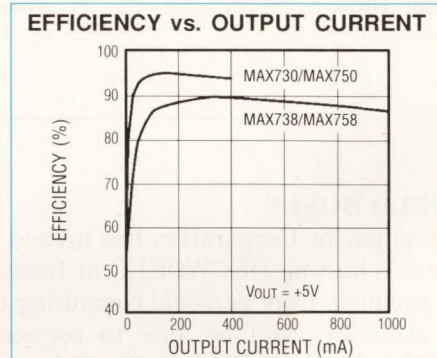


# SMALL +5V & ADJUSTABLE DC-DCs HAVE 94% EFFICIENCY!

## No Design Required for Guaranteed 300mA (1.5W) or 750mA (3.75W) Outputs

The new MAX730/MAX738 and MAX750/MAX758 step-down switching regulators are compact and simple solutions for battery-powered portable applications. They extend battery life by providing 85% to 95% efficient step-down regulation. Pre-selected components simplify design work and the standard application circuit delivers the guaranteed power over all specified line, load, and temperature conditions. High-frequency 160kHz pulse-width modulation (PWM) current-mode control provides low-noise operation and reduces output ripple to less than 50mVp-p.


- ◆ **Evaluation Kits – SOIC and DIP\***
- ◆ **Guaranteed Output Current:**  
750mA for  $V_{IN} > 10.2V$  (MAX738/MAX758)  
300mA for  $V_{IN} > 6.0V$  (MAX730/MAX750)
- ◆ **Regulates From Low Input Voltage:**  
+5.2V to +11.0V (MAX730/MAX750)  
+6.0V to +16.0V (MAX738/MAX758)
- ◆ **Logic-Controlled 6 $\mu$ A Shutdown**
- ◆ **Adj. Output: 1.25V to  $V_{IN}$  (MAX750/MAX758)**  
**Fixed Output: +5V  $\pm$  5% (MAX730/MAX738)**
- ◆ **Space-Saving Footprint:**  
8-Pin SOIC and 8-Pin DIP (MAX730/MAX750)  
16-Pin SOIC and 8-Pin DIP (MAX738/MAX758)



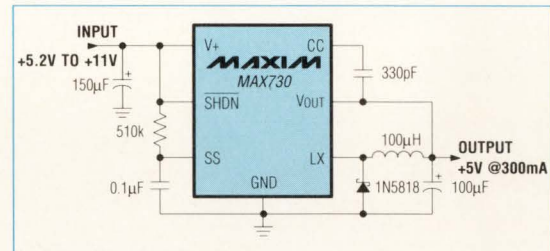
The MAX730/MAX750 and MAX738/MAX758 deliver high efficiency over a wide load range.

## Evaluation Kits\* Reduce Design Cycle & Provide Immediate Results

Surface-mount and through-hole kits are available for all four products, and contain a PC board and all external components, including inductor.\*



The MAX730 application circuit components fit into 1/2 in<sup>2</sup> (3.2cm<sup>2</sup>) of board space.



The MAX730/MAX738 evaluation kit has all the components needed to build a complete +5V step-down circuit.

**POWER SUPPLIES ANALOG**  
Data Sheets • Application Notes • Free Samples

**+5V To  $\pm$ 15V DC-DC Converter Delivers 30W**  
No Design Required—Just Drop It In

MAXIM INTEGRATED PRODUCTS, INC. 120 SAN GABRIEL DR., SUNNYVALE, CA 94086, (408) 737-7600, FAX (408) 737-7194. © 1992 MAXIM INTEGRATED PRODUCTS. ALL RIGHTS RESERVED. THIS DOCUMENT IS UNCLASSIFIED AND PUBLIC INFORMATION. MAXIM INTEGRATED PRODUCTS IS NOT RESPONSIBLE FOR ANY DAMAGE TO PROPERTY OR PERSONS ARISING FROM THE USE OF THIS DOCUMENT. THE MAXIM NAME AND LOGO ARE TRADEMARKS OF MAXIM INTEGRATED PRODUCTS. THE MAXIM NAME AND LOGO ARE TRADEMARKS OF MAXIM INTEGRATED PRODUCTS. THE MAXIM NAME AND LOGO ARE TRADEMARKS OF MAXIM INTEGRATED PRODUCTS.

**Includes: 20 Illustrations**

**Production Kit Saves Prototyping and Increases Reliability**

MAXIM INTEGRATED PRODUCTS, INC. 120 SAN GABRIEL DR., SUNNYVALE, CA 94086, (408) 737-7600, FAX (408) 737-7194. © 1992 MAXIM INTEGRATED PRODUCTS. ALL RIGHTS RESERVED. THIS DOCUMENT IS UNCLASSIFIED AND PUBLIC INFORMATION. MAXIM INTEGRATED PRODUCTS IS NOT RESPONSIBLE FOR ANY DAMAGE TO PROPERTY OR PERSONS ARISING FROM THE USE OF THIS DOCUMENT. THE MAXIM NAME AND LOGO ARE TRADEMARKS OF MAXIM INTEGRATED PRODUCTS. THE MAXIM NAME AND LOGO ARE TRADEMARKS OF MAXIM INTEGRATED PRODUCTS. THE MAXIM NAME AND LOGO ARE TRADEMARKS OF MAXIM INTEGRATED PRODUCTS.

## FREE Power Supply Products Guide

Includes: Application Notes ◆ Data Sheets ◆ Cards For Free Samples

To receive your design guide, circle the response number, or contact Maxim Integrated Products, 120 San Gabriel Dr., Sunnyvale, CA 94086, (408) 737-7600, FAX (408) 737-7194.



Distributed by Arrow, Bell/Graham, Elmo, Hall-Mark, Nu Horizons, Pioneer, and Wyle. Authorized Maxim Representatives: Alabama, (205) 830-0498; Arizona, (602) 730-8093; California, (408) 248-5300, (619) 278-8021, (714) 261-2123; (818) 704-1655; Colorado (303) 779-8060; Connecticut, (203) 384-1112; Delaware, (609) 778-5353; Florida, (305) 426-4601, (407) 830-8444; Georgia, (404) 447-6124; Idaho, (503) 292-8840; Illinois, (708) 358-6622; Indiana, (317) 844-8462; Iowa, (319) 393-2232; Kansas, (816) 436-6445; Louisiana, (214) 234-8438; Maryland, (301) 644-5700; Massachusetts, (617) 329-3454; Michigan, (313) 352-5454; Minnesota, (612) 941-9790; Mississippi, (205) 830-0498; Missouri, (314) 839-0033, (816) 436-6445; Montana, (503) 292-8840; Nebraska, (816) 436-6445; Nevada, (408) 248-5300; New Hampshire, (617) 329-3454; New Jersey, (516) 351-1000, (609) 778-5353; New Mexico, (602) 730-8093; New York, (516) 351-1000, (607) 754-2171; N. Carolina, (919) 851-0010; Ohio, (216) 659-9224, (513) 278-0714, (614) 895-1447; Oklahoma, (214) 234-8438; Oregon, (503) 292-8840; E. Pennsylvania, (609) 778-5353; W. Pennsylvania, (614) 895-1447; S. Carolina, (919) 851-0010; Tennessee, (404) 447-6124; Texas, (214) 234-8438, (713) 782-4144, (512) 346-9186; Utah, (801) 561-5099; Virginia, (301) 644-5700; Washington, (206) 823-9535; W. Virginia, (513) 278-0714; Wisconsin, (414) 476-2790; Canada, (416) 238-0366, (613) 225-5161, (604) 439-1373, (514) 337-7540.

\*Four Kits Available — MAX730/MAX738EVKIT-DIP; MAX730/MAX738EVKIT-SO; \$20 each. MAX750/MAX758EVKIT-DIP; MAX750/MAX758EVKIT-SO.

Maxim is a registered trademark of Maxim Integrated Products. © 1992 Maxim Integrated Products.

# ELECTRO/92 EXHIBITOR LIST

COMPANY NAME	BOOTH NUMBERS	COMPANY NAME	BOOTH NUMBERS
<b>X</b>		<b>Z</b>	
Xenotronix, Inc. . . . .	5605	Zenith Electronics Corporation. . . .	1101 1103 1105
		Zero Corporation. . . . .	4417 4418 4419 4420 4421 4422 4423 4424
<b>Y</b>			
Yamaichi Electronics, Inc. . . . .	5421 5423		
Yellow Springs Instrument Co. . . . .	1515 1517		
Yuasa-Exide, Inc. . . . .	3424 3426		


## DECWORLD BONUS

Digital Equipment Corporation has invited Electro/92 attendees to be special guests at DECWORLD '92. Digital is hosting DECWORLD at Boston's World Trade Center from April 27 - May 15, presenting a line of products from personal computing to supercomputing.

Electro attendees will be able to register for specially scheduled tours of DECWORLD at the DECWORLD booth at Electro. Bus transportation will be provided between the Hynes and the World Trade Center.



# POWER To Configure



## MegaPAC™

**Power:** Up to 1200 Watts

**Input:** 110/220 VAC, strappable; 300 VDC

**Outputs:** 1 to 8 isolated and fully regulated,  
2 to 95 VDC

**Size:** 11.8"L x 6.0"W x 3.4"H



Plug into *instant power supply configurability* with the new MegaPAC switcher from our Westcor division. MegaPAC outputs can be configured in virtually an infinite number of voltage and power combinations using up to 8 slide-in

ModuPAC™ assemblies. Want to change a voltage or power level at your factory or at a customer site? No problem. . . shut down input power, slide out the ModuPAC you want to replace and slide in the new one. It's that simple.

MegaPAC's instant configurability takes Westcor's popular StakPAC to the next level of customization and flexibility. And its improved manufacturability means a substantial price reduction too! At the heart of each plug-in ModuPAC is a standard Vicor VI-26X series DC-DC converter module. . . over 1 million are operating reliably in systems world-wide. With potential applications around the globe, MegaPAC is designed to meet stringent UL, CSA, and IEC safety standards (approvals in process).

So take the risk out of specifying your system power supply. Contact us today and request ordering information. . . then sit back and relax. . . your custom-tailored MegaPAC will be delivered within four weeks.

Call VICOR EXPRESS (800) 735-6200 for information and be sure to ask for a MegaPAC data sheet. Or call WESTCOR (division of Vicor) at (408) 395-7050. Fax us at (508) 475-6715 or (408) 395-1518.



**VICOR Corporation**  
23 Frontage Road, Andover, MA 01810

*Component Solutions For Your Power System*

# POWER



**Harness the power  
of DIN 41612:**


**More connector types,  
more termination styles,  
more performance.**

The extensive line of DIN connectors from Thomas & Betts brings you the versatility you need – with a complete range of DIN 41612 types for signal, coax, and power applications up to 40 amps per line.

Our broad product line offers pin counts and termination options to fit almost every application – we've eliminated the need for expensive custom solutions.

• **NORTH AMERICA** - Mexico: Naucalpan, 905-393-85-10 • **PACIFIC** - Australia: Knoxfield, Victoria, 61-3-764-9589;  
Hong Kong: Kowloon, 852-739-1286; Japan: Tokyo, 81-3-3791-6411; Singapore: 65-747-0244; Taiwan: Hsinchu, 886-2-713-0509

# VER



**A full range of DIN 41612 connector types** – Standard and Inverse, Low Profile and Heavy Duty Power connectors, and Modular Coax/Signal/Power combinations.

**Built-in high performance design features** – pre-loaded, dual-opposing beam female contacts with coined and polished mating surfaces for maximum reliability.

**A complete selection of termination styles** – solder tails and posts, wire wrap, compliant pin, crimp/snap, and coax. Post lengths and plating options for every requirement.

With the high performance features designed as standard into every Thomas & Betts DIN connector, we can solve even your most difficult packaging problems.

Off-the-shelf availability through our authorized distributors means you get what you need when you need it.

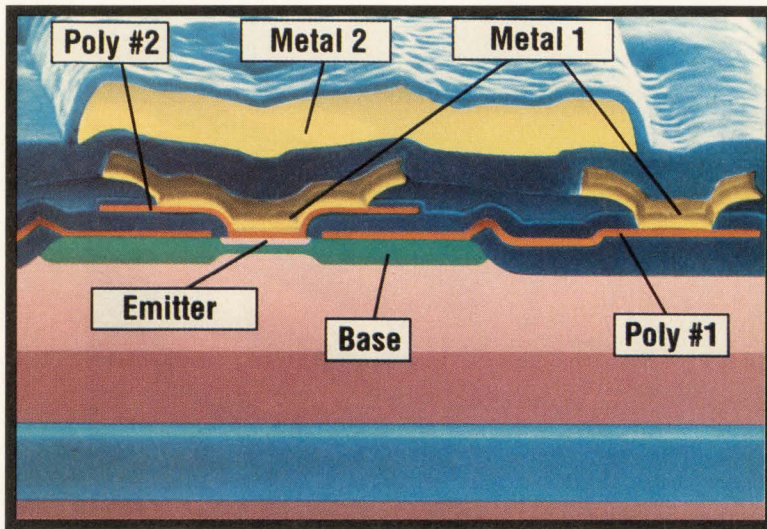
Now there's a reliable source with the breadth and depth you need to harness the full power of DIN 41612 versatility. For more information call or fax: Thomas & Betts Corporation, Electronics Division, 200 Executive Center Drive, Greenville, SC 29616. Phone: 803-676-2900. Fax: 803-676-2991.

**For the new DIN Catalog call 1-800-344-4744.**

## **Thomas & Betts**

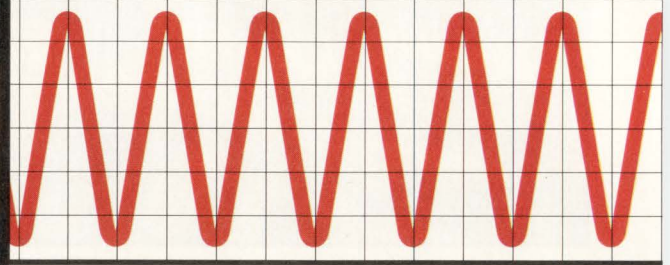
• **EUROPE - Belgium:** Brussels, 32-2-645-7711; **England:** Marlow, 44-6284-6055; **France:** Rungis Cedex, 33-1-4687- 2385; **Germany:** Egelsbach, 49-6103-4040; **Italy:** Milano, 39-2-6120451; **Luxembourg:** Foetz, 35-255-0002; **Spain:** Barcelona, 34-3-3002252; **Sweden:** Uplands Vasby, 46-760-88110.

# HARRIS GENERATES ASTOUNDING



This HFA1100 family's fast performance is made possible by Harris' unique UHF-1 process. The shallow structure of UHF-1 transistors is the result of bonded wafer technology.

## Harris HFA1100



## Ordinary high-speed op amp



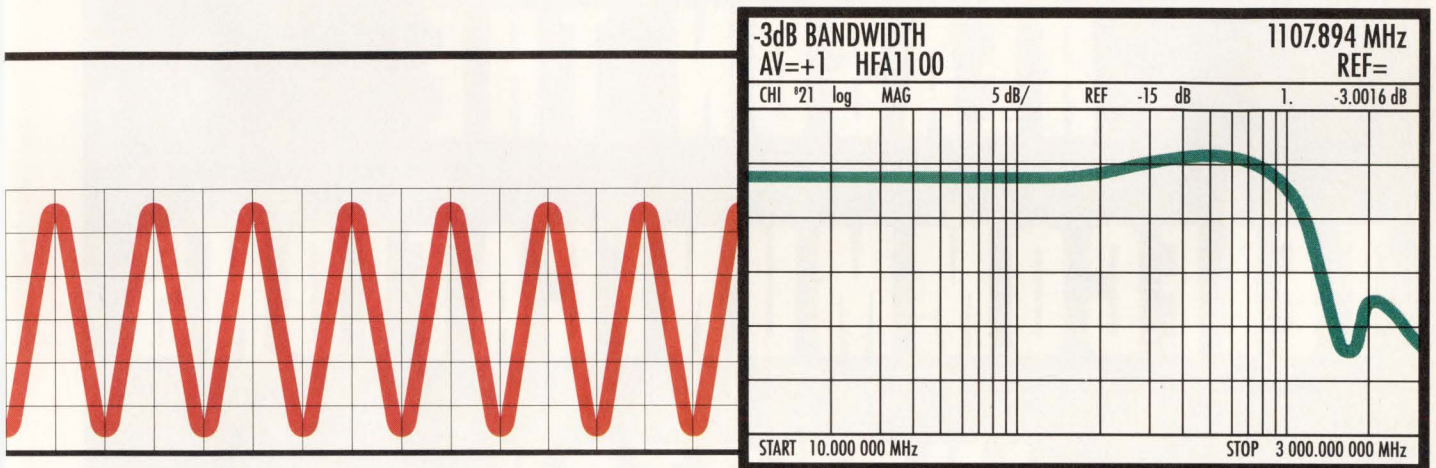
PRODUCT	CONFIGURATION
HFA1100 op amp	Standard pinout
HFA1120 op amp	Output offset adjust
HFA1130 clamped op amp	User-defined output clamp
HFA1110 buffer	Standard buffer pinout
HFA1112 buffer	Standard op amp pinout

Once again, the latest breakthrough in ultra-high-speed op amps comes to you from Harris. This time, it's the HFA1100. Three times as

fast as the old record holder. And just what fast-thinking engineers like you have been waiting for. Quickly imagine what you can do

with a bandwidth so huge. Providing excellent phase linearity and a remarkable gain flatness of 0.14 dB to 100 MHz. And your creativity

# INNOVATIONS WITH FREQUENCY.



## APPLICATIONS

- High-Resolution Displays
- RF Transmitters/Receivers
- Medical Imaging Systems
- Radar Systems
- Flash A/D Drivers
- Video Switching and Routing/Line Drivers
- Fiber Optics

## HFA1100/20/30

## HFA1110/12

-3dB Bandwidth	870 MHz	700MHz
Slew Rate	2500V/ $\mu$ sec	2500V/ $\mu$ sec
Settling Time (0.1%)	11 ns	7 ns
High Current Output	60 mA	60 mA
Temperature Range	-40°C to 85°C	-40°C to 85°C
Packages	8-pin PDIP, CerDIP, SOIC	8-pin PDIP, CerDIP, SOIC
Prices (100s)	\$9.95	\$5.95

needn't stop with standard products. Because the UHF-1 process is available in semicustom, as part of Harris' industry-leading FASTRACK™

design system.

So rev up your oscilloscopes. And get your hands on some HFA1100s today. Just call 1-800-4-HARRIS, ext. 1173.



**THE SHOCKING  
REASON THE  
TELECOMMUNICATIONS  
INDUSTRY  
TURNED TO  
OMRON.**

Recently, the telecommunications industry needed a new breed of low-signal relay — a relay that could withstand a shocking 2,500 volts, almost double the present standard, yet small enough for dense PCB mounting. They turned to Omron.

Omron responded with the G6N relay. It not only withstands a 2.5KV surge between coil and contacts, its footprint is almost 40% smaller than the previous standard. The G6N is the latest product to join Omron's family of low-signal relays for telecommunications, computer peripherals, office automation and more.

Why did the telecom industry turn to Omron? Because we not only have the broadest line of relays, switches and photomicrosensors in the industry, we also have a proven



track record of innovation. Last year alone, we invested over \$170 million in R&D, employed over 1,000 R&D engineers and introduced nearly 100 new products. The telecom industry was also impressed with our highly-automated manufacturing systems, which enable us to provide products of consistent quality in high volumes. The G6N, for example, undergoes 100% automated inspection on 13 critical performance parameters.

With more than 90 affiliates and subsidiaries, 1,500 sales locations and 17,000 employees worldwide, Omron also met the telecom industry's need to provide product and service support around the globe.

Omron's ability to meet the rigorous demands of the telecom industry may come as a shock to some people. But it effectively demonstrates our ability to meet the control demands of any industry,

For complete information  
control components, call us at

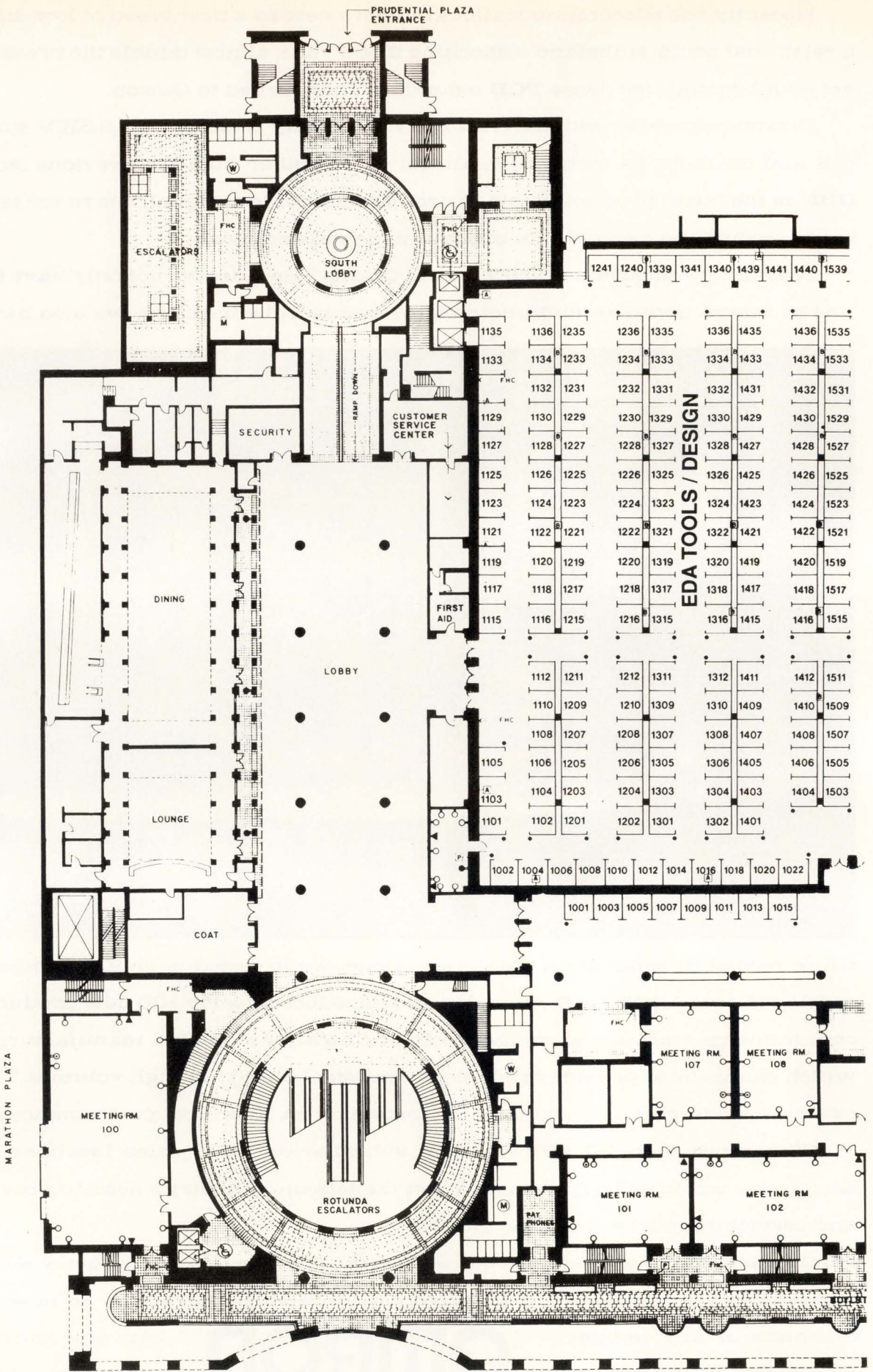
EDN's Electro/92 Supplement

**OMRON**  
WE HAVE THE FUTURE IN CONTROL.

both now and in the future.

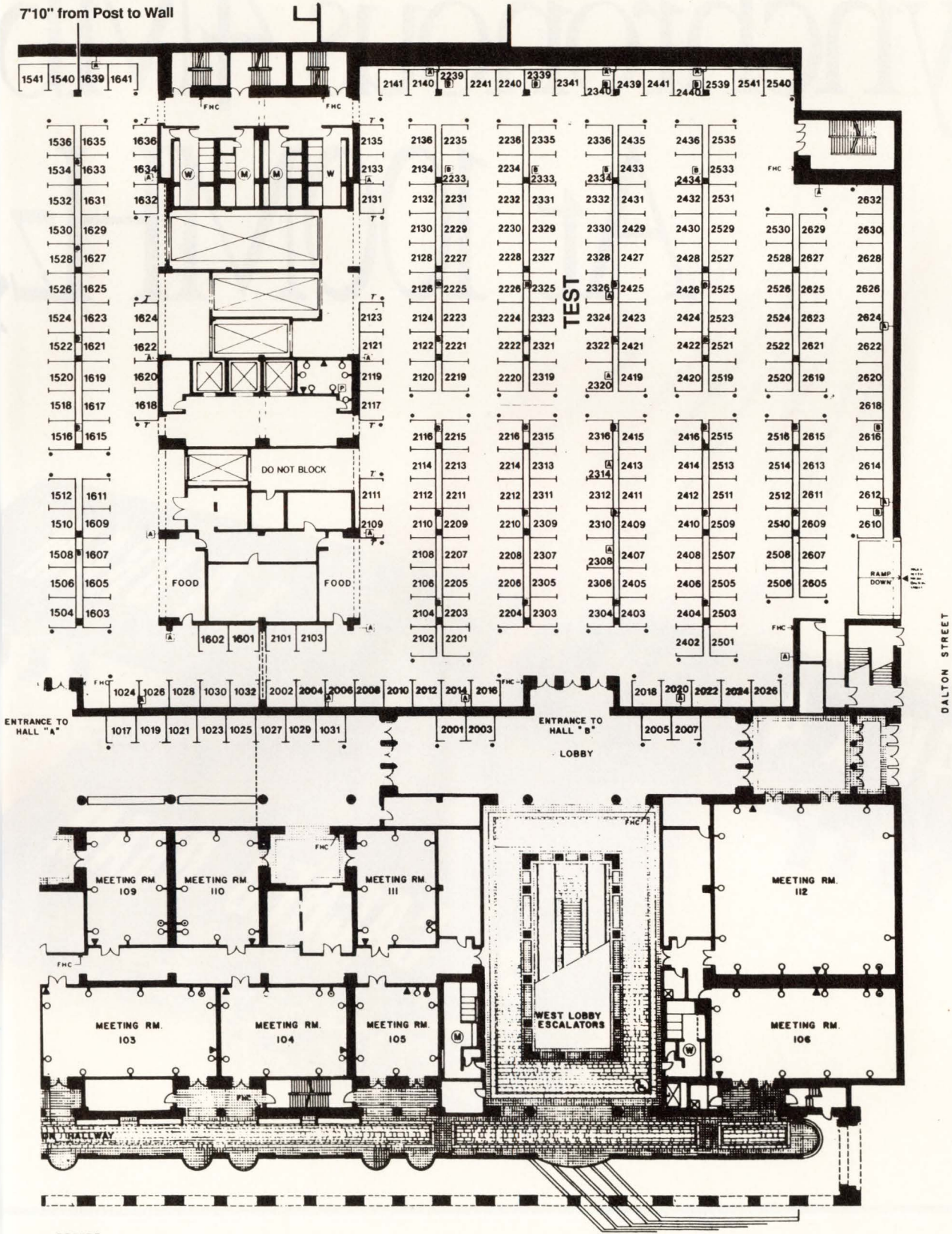
on our broad line of con-

1-800-62-OMRON.






# HYNES CONVENTION CENTER PLAZA CENTER



# Synchronous 4Mb At 100MHz



# Cached DRAM. It Screams!

Matching low-cost DRAM technology with today's high-speed CPUs can be a design engineer's nightmare. Until now. **Introducing the 100MHz 4Mb Cached DRAM from Mitsubishi.**

## FIRST SYNCHRONOUS DRAM

Mitsubishi combined a fast, 4K x 4 SRAM and a 1M x 4 DRAM with a wide, 16 x 4 bit internal bus and a synchronous clock design, all into one tiny TSOP IC. The result is the industry's first synchronous DRAM with on-board cache.

## 100MHz OPERATION

The Cached DRAM's large, 16 x 4 bit internal data path can transfer a 16-line data block in just one cycle, allowing the small on-chip cache to perform like a much larger external cache. The result is fast, 100MHz performance at a much lower cost than separate cache configurations. Plus, the Cached DRAM's fast copy-back scheme significantly reduces the miss cycle penalty time.

## COST-EFFICIENT, SMALL SIZE

The Cached DRAM die and package are only 7% larger than those of a standard 1M x 4 DRAM. And, since they are manufactured with the same process and on the same production line as Mitsubishi's standard 4Mb DRAMs, Cached DRAMs are highly cost-efficient to manufacture.

## LOW POWER OPERATION

With a clock that can be stopped to reduce power consumption to as low as 1mW, the Cached DRAM is ideal for portable and highly integrated applications where low power consumption, compact size and fast operation are essential.

## MITSUBISHI'S CACHED DRAM PERFORMANCE

Part Number	Cache Hit Access/Cycle	Cache Miss Access/Cycle	Direct Array Access/Cycle	Package
M5M44409TP-10	10ns/10ns	70ns/280ns*	70ns/140ns	TSOP**
M5M44409TP-15	15ns/15ns	75ns/300ns*	75ns/150ns	TSOP**
M5M44409TP-20	20ns/20ns	80ns/320ns*	80ns/160ns	TSOP**

\*Cache hit cycles can resume after one miss access time, while the copy-back completes in the background.

\*\*TSOP Type II. Also available in reverse pin-out TSOP.



Samples Available June 1992

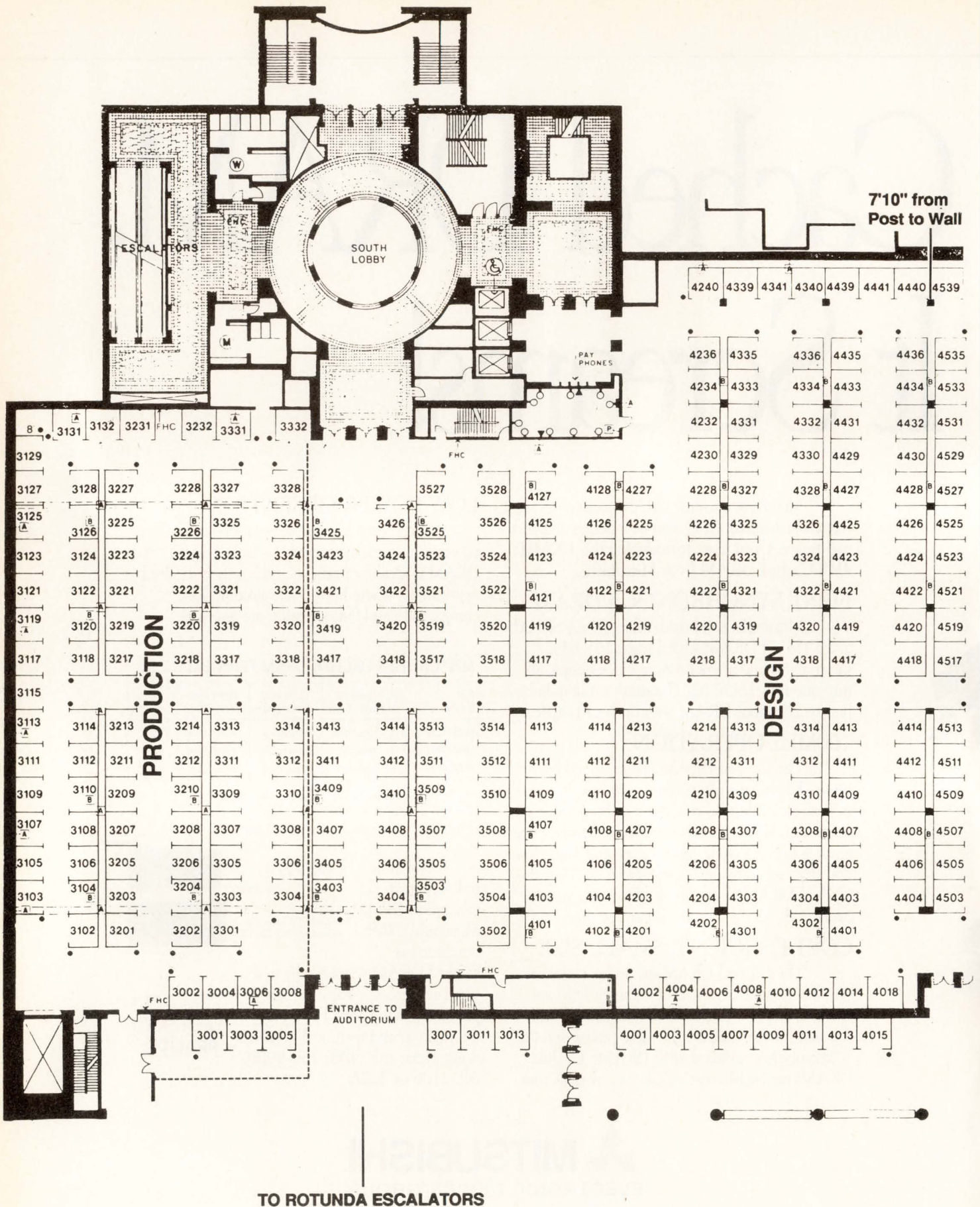
Not your ordinary next-generation DRAM, Mitsubishi's 4Mb synchronous Cached DRAM sets a totally new standard for cost-effective, high performance memory. For more information and technical specifications, please call (408) 730-5900, ext. 2106 or 2226.

Standard 4Mb DRAM.

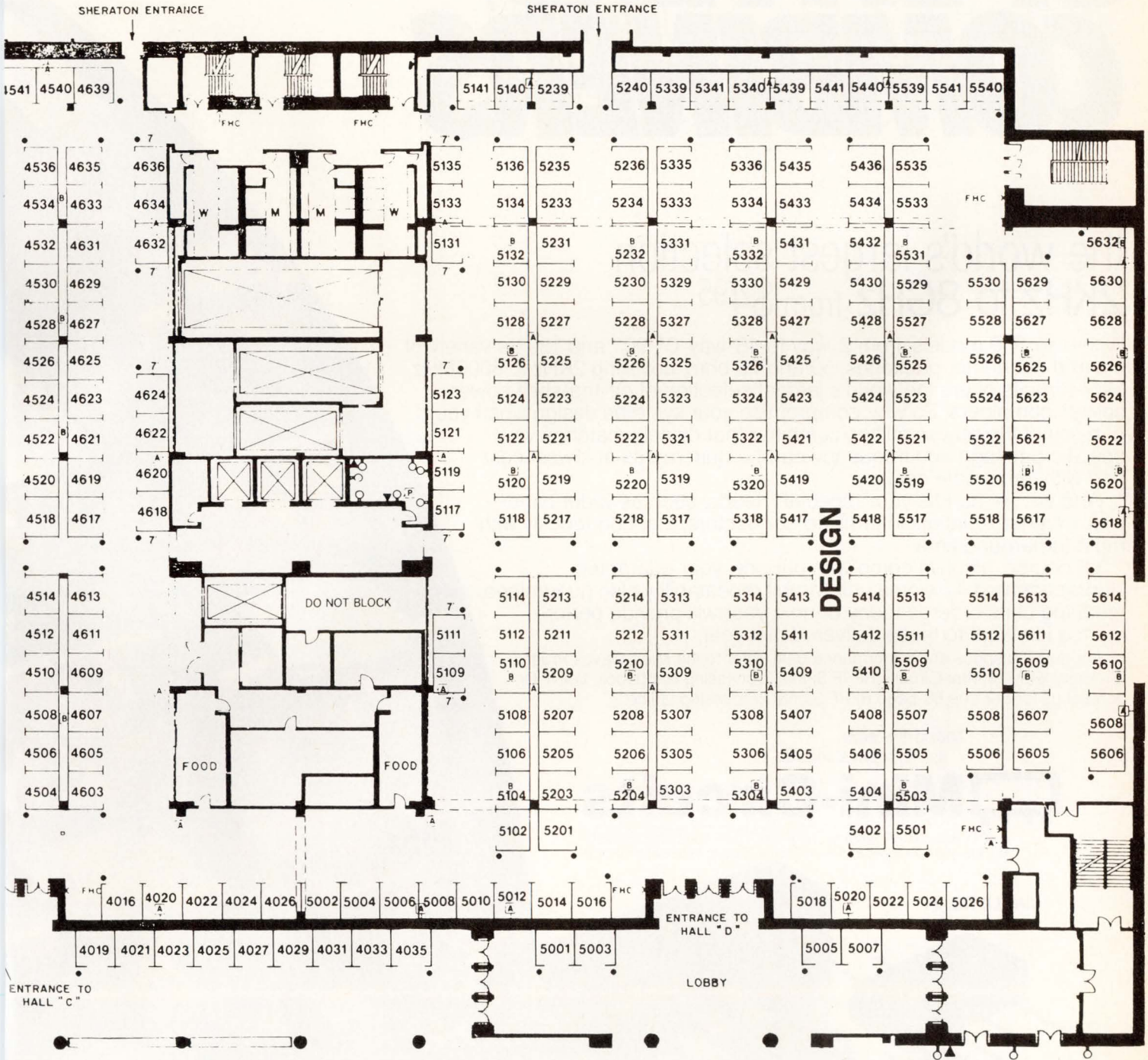
Actual size.

4Mb Cached DRAM is only 7% larger than a standard 4Mb DRAM.





# HYNES CONVENTION CENTER SECOND LEVEL



# POWER SPLITTERS/ COMBINERS

the world's largest selection  
2KHz to 8GHz from \$4<sup>95</sup>

With over 300 models, from 2-way to 48-way, 0°, 90° and 180°, a variety of pin and connector packages, 50 and 75 ohm, covering 2KHz to 8000MHz, Mini-Circuits offers the world's largest selection of off-the-shelf power splitter/combiners. So why compromise your systems design when you can select the power splitter/combiner that closely matches your specific package and frequency band requirements at lowest cost and with immediate delivery.

And we will handle your "special" needs, such as wider bandwidth, higher isolation, intermixed connectors, etc. courteously with rapid turnaround time.

Of course, all units come with our one-year guarantee. Unprecedented 4.5 sigma unit-to-unit repeatability also guaranteed, meaning units ordered today or next year will provide performance identical to those delivered last year.


For detailed specs and performance data, refer to the MicroWaves Product Directory, EEM or Mini-Circuits RF/IF Signal Processing Handbook, Vol. II. Or contact us for our free 68-page RF/IF Signal Processing Guide.


finding new ways ...  
setting higher standards

## Mini-Circuits

A Division of Scientific Components Corporation  
P.O. Box 350166, Brooklyn, New York 11235-0003 (718) 934-4500  
Fax (718) 332-4661 Domestic and International Telexes: 6852844 or 620156

CIRCLE NO. 24





# Whether it's 57 varieties, 31 flavors, 80 you know a leader by the



There is only one company that offers you a choice of more monolithic sampling analog-to-digital converters – 35 in all – than anyone else. Analog Devices.


But what makes us the leader isn't just the breadth of our product line. It is also its depth. For no other line of sampling ADCs encompasses a wider range of specs. A range that virtually guarantees we have the exact part for your specific application. Making it far easier for you to complete your design.

Incorporating a sample/hold front end onto an a/d converter is just one more example of our

Authorized North American Distributors: Alliance Electronics 505-292-3360 • Allied Electronics 817-595-3500 • Anthem Electronics 408-453-1200 • Bell Industries 213-826-6778 • Future Electronics 514-694-7710 • Hall-Mark Electronics 214-343-5000 • Newark Electronics 312-784-5100 • Pioneer-Standard Electronics 1-800-874-6633 • Pioneer Technologies Group 1-800-227-1693 • Zentronics 416-564-9600



# billion served, or 35 sampling ADCs, breadth of its product line.



#### THE ANALOG FAMILY OF SAMPLING ADCs

With such a broad selection of sampling ADCs to choose from, you can find the exact part for your design. For example, our family offers parts from 8 to 16 bits, from 50 kSPS to 1.25 MSPS, and some with up to 8 input channels. All low cost and easy to use.

expertise at integrating high-performance analog and digital circuitry on the same IC. And it is this same expertise that has made us the acknowledged leader in advanced mixed-signal technology.

So before you even think about beginning your next design, give us a call at 1-800-262-5643. Or write to us at the address below. We'll gladly send you a free copy of our complete monolithic sampling ADC guide.

It isn't very edible, but it does make for very tasteful reading.



CIRCLE NO. 25

**Schroff**<sup>®</sup>

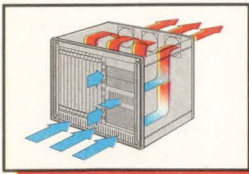
# Turn-Key Solutions



The most comprehensive support for "turn-key" and custom microcomputer systems available.

**1. Fully Engineered Packaging Solutions**

Completely documented and tested systems that fulfill your airflow and EMC requirements.



**2. Supports All Major Bus Architectures**

Fully configured systems and modules for the major bus structures.

VMEBUS  
VXIBUS  
MULTIBUS<sup>®</sup> II  
FUTUREBUS<sup>+</sup>

**3. Complete Custom Packaging Services**

Advanced CAD/CAM facilities enable us to customize a system to your application.



**4. Immediate In-stock Availability**

Fully assembled and tested systems and components can be delivered to you from stock.



**5. Packaging Systems Catalog**

Everything you need to know about configuring your complete system is included in our new comprehensive design guide.



...worldwide-Partners  
to the Electronics Industry

**SCHROFF INC.**

170 Commerce Drive • Warwick, R.I. 02886  
Tel. (401) 732-3770 • Fax (401) 738-7988  
CIRCLE NO. 26

For your copy,  
call toll-free  
**1-800-451-8755.**

See us at Electro Booth #5424

# BOSTON GUIDE

---

## TRANSPORTATION

Driving in and around Boston is not for the faint of heart. A stranger is likely to become confused by the one way traffic on the city's older narrow streets and the endless number of squares and circles that make driving seem more like understanding geometry than covering distance. Don't feel badly, many natives are in the same predicament. Major highways circle the city and an extension of the Mass. Turnpike splits it. Once you get into Boston, park in a garage--metered spaces are scarce--and walk, take the subway, or a cab. The city is small and you can't be too far off.

## GETTING IN:

**From the North:** Rts. 95, 1, and 93 enter Boston. Four major exits--STORROW DRIVE is best for the Back Bay, Beacon Hill, Cambridge, and Government Center; DOCK SQUARE provides access to Logan Airport, North End, Waterfront, and Faneuil Hall Marketplace; HIGH STREET goes downtown; KNEELAND STREET takes you to Chinatown and the Theatre District.

**From the South:** Rts. 94, 24, and 3 lead into Rt. 128 East which becomes Rt. 93 North inbound. Two major exits--KNEELAND ST/CHINATOWN is best for Back Bay and Theatre District; DOCK SQUARE leads to Logan Airport, North End, Waterfront, and Faneuil Hall Marketplace.

**From the West:** The Mass. Pike is the best of all available choices. Three major exits--EXIT 18-20 (Cambridge/Allston) provides access to Cambridge and Charles River locations; EXIT 22 (Prudential Center/Copley Square) is best for Back Bay, Fenway, and

Kenmore Square; EXIT 24 (Expressway/Downtown) is best for Downtown, North and South highway access.

## GETTING OUT:

**To the North:** Rt. 93 leads out of Boston and splits into Rt. 93 and Rt. 1. This fork is particularly treacherous; it is best to know exactly which Rt. to take before the moment of reckoning arrives. Rt. 93 heads to the Northwest suburbs and New Hampshire. Rt. 1 is best for Mystic River (Tobin) Bridge, the North Shore, coastal New Hampshire, and Maine.

**To the South:** Leaving Boston for the South would test the patience of Job because Rt. 93 (Southeast Expressway) is the only choice. Entrances are found at KNEELAND STREET, DOCK SQUARE, and STORROW DRIVE.

**To the West:** Rt. 90 (Mass Pike) is the best choice. From Downtown enter the Pike at ARLINGTON STREET, COPLEY SQUARE, and MASS. AVENUE.

## GETTING AROUND:

### **To and from airport:**

Logan Airport is linked to the city by cabs, subways, and shuttle buses that stop at the major hotels. The Blue Line on the "T" (subway) takes you to Airport Station at Logan where a shuttle bus will drop you off at your particular terminal.

## BUS:

One major bus terminal serves Boston: Greyhound, 10 St. James Ave., 423-5810, now called Greyhound-Trailways.

## SUBWAY:

Boston's was America's first subway system and on it you may meet the famous "Charlie" who is condemned to ride the "T" till the rates come down. With luck you won't share his fate. The "T" has four lines, known by the colors Blue, Red, Orange, and Green. Each line passes through at least two of the downtown stations--Park Street, Washington Street, State Street, and Government Center. In most cases the fare is \$.85¢.

## TRAIN:

Amtrak provides national service from South Station, Atlantic Ave., Boston (South Station "T"). Call 482-3660 for information.

The Boston and Maine Lines serve suburban stops from North Station, 150 Causeway St., Boston (North Station "T"). Call 722-3200 for information.

## CAR RENTALS:

### **American Int'l Rent-A-Car, 569-3550**

Logan Intl. Airport  
East Boston 02128

200 Milk St.  
Boston 02116, 423-3550

200 Stuart St.  
Boston 02116, 542-4196

### **Avis Rent-A-Car, 561-3500**

Logan Intl. Airport  
East Boston 02128


### **Budget Rent-A-Car,**

204 Logan St. at Logan Airport  
East Boston 02128, 561-5200

### **Hertz Corporation, 569-7272**

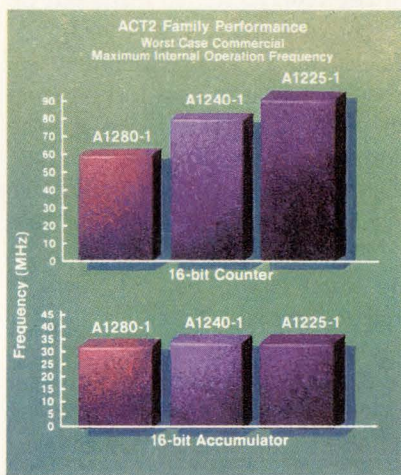
Logan Intl. Airport  
East Boston 02128

# You Design Actel FP You Do A PLD. But Th



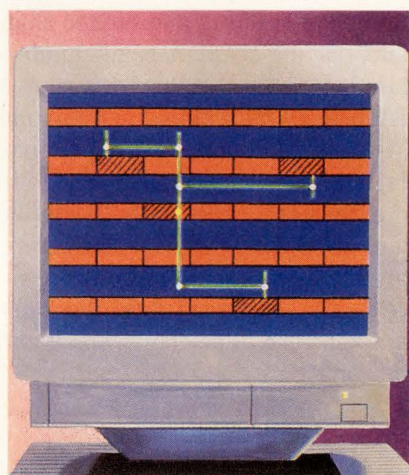
## Use PLD Tools.

You design Actel FPGAs using the same tools as you would a PLD: ABEL™, CUPL™, LOG/iC™ and PGADesigner™. But that's where the similarity ends.



## Fast. Fast. Fast.

Our FPGAs are real speed demons. Whatever application you may be working on, our parts will give you the kind of performance you're looking for.



## 100% Automatic Place And Route.

Coupled with your PLD tools, Actel's Action Logic™ System (ALS) software lets you create your own FPGAs—using a 386 PC or workstation—right at your own desk. With Auto Place and Route that's proven in thousands of applications.

## Announcing A Simple Way To Get From PLDs To FPGAs.

If you're a PLD designer with an interest in fast, flexible FPGAs, but you think you don't have time to learn new design techniques, we'd like to change your mind.

First of all, you don't have to give up your existing PLD design tools or Boolean equations. Actel's ALES™ 1 program translates the output of PLD

tools like CUPL™ and LOG/iC™ into logic optimized for our ACT™ devices. ABEL™ 4.0 includes optimization for Actel devices. Entire FPGA designs can be developed with PGADesigner™.

Actel devices offer everything you want in an FPGA. Like high I/O and flip-flop counts. And 100% automatic place

and route gets you to market fast.

Once your FPGA is designed, our Action Logic™ System (ALS) converts the captured design into a completed device in minutes. To give you true, high-density, field-programmable, channeled gate arrays.

Other FPGA manufacturers fall short on design verification. Our exclusive Actionprobe® diagnostic tools, give you 100%

observability of internal logic signals. So you don't have to give up testability for convenience.


It's never been easier to make your innovative designs a reality. We offer you a complete family of powerful FPGAs, like the A1010 and A1020, available in 44, 68 and 84 pin PLCC versions and implementing up to 273 flip-flops or up to 546 latches. And the first member of our ACT 2 family, the power-

# GA's The Same Way e Similarity Ends There.




### More Flexibility And Capacity.

Designing with Actel FPGAs gives you more freedom than you ever imagined. More gates. More flip-flops. More I/O. In fact, our new A1280 is the largest FPGA in the world.



### Small Footprint.

Actel FPGAs give you far more gates per square inch. As much as ten times as many as the densest PLDs. That can save a lot of real estate.



### More Fun.

Designing Actel FPGAs is so simple that you'll have more time to do the things that made you want to become an engineer in the first place. Or just relaxing. You've earned it.

ful A1280. With 8,000 gates, up to 998 flip-flops, and 140 I/O pins, it's the highest capacity FPGA today. And our A1240-1 is the fastest. In the A1240-1, 16-bit counters run at 75 MHz, 16-bit accumulators at 33 MHz. Enough capacity and speed to handle almost any application.

The superior speed,



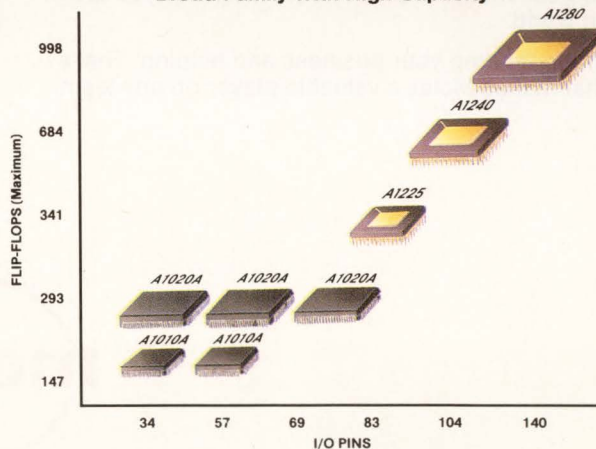
The FPGA Design Guide

capacity, and auto place and route capabilities of our FPGAs are made possible by Actel's revolutionary PLICE® antifuse programming element. The advanced technology that makes our family of FPGAs an ideal way to unleash your engineering creativity.

Call 1-800-228-3532

for your free FPGA Design Guide.

### Broad Family With High Capacity



**Actel**  
Risk-Free Logic Integration

SEE US AT ELECTRO BOOTH #5418

*We look at our business from a different point of view.*

*Yours.*

With the pressures of bringing your products to market today, you need an electronic components supplier who can not only fulfill your needs, but anticipate them. One who will share your concerns, understand your design parameters, and appreciate your way of doing business.

In this fast-paced global marketplace, you should be getting more than good products from your connector maker. You should have the assurance of the people behind the product. People whose commitment to you goes beyond the sale.

You can find this commitment in every division, every department at Molex. From the R&D and advanced engineering groups who help you improve your designs, products and turnaround time... to manufacturing and shipping people, who work to assure consistent quality and on-time delivery, whether in Chicago, Munich, Tokyo, or Singapore.


You don't have to have a problem to enjoy the connector expertise of our sales engineers. They'll come to you with practical ideas, technology, and suggestions for improvements wherever you are in the world.

Understanding your business and helping. That's what makes Molex a valuable player on any team.



*Bringing People & Technology Together, Worldwide<sup>SM</sup>*

Corporate Headquarters: 2222 Wellington Ct., Lisle, IL 60532 U.S.A., Tel: (708) 969-4550 • European Headquarters: Munich, Germany, Tel: 49-89-413092-0  
Far East North Headquarters: Tokyo, Japan, Tel: 81-427-21-5539 • Far East South Headquarters: Jurong Town, Singapore, Tel: 65-660-8555



# MORE SIGNS OF THE TIMES.

The signs of the times are everywhere. Designers are demanding greater speed and greater functionality at lower cost. And they're turning to Headland's Virtual Cache™ 486 Chip Set and Windows Express™ Local Bus VGA for unbeatable price/performance.

## HTK340

### Virtual Cache™ 486 Chip Set

Team up Headland's HTK340 Virtual Cache 486 core logic chip set with Intel's new super-fast 486DX2.

The result is a blistering 29.3 MIPS—without external cache. With special features like

**CORE LOGIC**  
**(486DX2) + (HTK340) = 29.3 MIPS**  
POWER METER 1.7

byte gathering write buffer and out-of-order operations, the HTK340 offers the best price/performance in the business.

© 1992 Headland Technology Inc.  
 Virtual Cache™ and Windows Express™ are trademarks of Headland Technology Inc. All other brand and product names are trademarks or registered trademarks of their respective companies.

## HT216-32

### Windows Express™ Local Bus VGA

With Headland's HT216-32 local bus, commands

**GRAPHICS**  
**WINMARK = 8.1M**

and data are transferred at speeds up to 33MHz. By incorporating Windows™ raster operations, the Windows Express local bus graphics controller will boost the performance of Windows applications significantly—as much as four times faster than SVGAs. *Without a costly co-processor or VRAM.*

Call Headland now for more information on our complete line of local bus core logic and graphics products. And follow the signs to the products of the future.

**Headland**  
**Technology Inc**

46221 Landing Parkway, Fremont, CA 94538  
 800-238-0101

# BOSTON GUIDE

**National Car Rental**  
Logan Intl. Airport  
East Boston 02128, 569-6700

210 Columbus Ave.  
Boston 02116, 350-6630

1663 Mass. Ave.  
Cambridge 02139, 661-8747

**Thrifty Rent-A-Car, 569-6500**  
Logan Intl. Airport  
East Boston 02128

## LIMOUSINE SERVICES:

**A & A Limousine Renting, Inc.,**  
623-8700  
161 Broadway  
Somerville 02145

**C & A Limousine Service, 625-6150**  
197 Washington St.  
Somerville 02143

**Coopers of Boston Limousine**  
**Service, 482-1000**  
131 State St.  
Boston 02109

## TAXIS:

**Ambassador Brattle Taxi,**  
492-1100

**Boston Cab, 536-5010**

**Checker Taxi, 536-7000**

**Red Cab, 734-5000**

**Town Taxi, 536-5000**


## SIGHTS

**The Hynes Convention Center**  
**Area:** 900 Boylston St., is located near the Copley Square section of Boston and near the renovated South End neighborhood. Copley Square, the Prudential Center, John Hancock Tower, Symphony Hall, the Institute of Contemporary Art, Copley Place and the prestigious Newbury Street shopping district are all within easy walking distance from here.

On a good weather day an energetic visitor may take a 20-minute to half-hour walk out of this heart of Boston to the Public Garden, then into the Boston Common to reach the Downtown Crossing shopping area.

**Back Bay:** The Back Bay was created from marsh and tidal flats 120 years ago and is now the city's

**WHEN YOUR  
CHIPS ARE DOWN,  
ALEXANDER'S  
CHARGE YOU UP!**




At **Alexander Batteries**, battery chargers and charge control I.C.'s are far from "new". We developed the only patented negative slope (- $\Delta V$ ) detection I.C. (or chip) over ten years ago. Presently we build Ni-CD (Nickel Cadmium) battery chargers utilizing a standard 20 pin D.I.P. providing the most flexible Ni-CD or Ni-MH (Nickel Metal Hydride) control imaginable. By combining - $\Delta V$  detection with an adjustable timer backup and temperature integration this I.C. can be utilized with charge rates from 14 minutes to 14 hours.

Alexander's expertise does not stop with the I.C. itself. We do not just sell chips, we know how to apply them. In addition to selling this component, we have applied over 25 years of knowledge. We have chips that test and condition batteries, chips

capable of charging up to twelve batteries simultaneously and charger control I.C.'s. These chips are the brain of Alexander Batteries' SmartCharger<sup>®</sup> and Optimizer<sup>®</sup> used in the medical, transportation management, cellular, communication and electronic news gathering fields.

From application assistance, state of the art controller I.C.'s, to finished product, no one has more experience designing, building or applying nickel-cadmium batteries and fast chargers.

Contact Alexander Batteries for your batteries and battery maintenance system needs, we'll charge you up.



Alexander's Optimizer<sup>®</sup>, the complete battery maintenance system, incorporates patented I.C. technology.



**Alexander  
Batteries**


**1-800-388-8314**

P.O. Box 28880 San Diego, CA 92198

CIRCLE NO. 6



# Changing the Signal Processing World Forever.



**ZAP!** Sometimes the best ideas come suddenly. With one great flash of insight, the problem is illuminated and quickly solved. Provided, of course, you are working with SPROC™ signal processing technology from STAR Semiconductor.

Before SPROC, many bright ideas produced little more than a flash of light and wasted energy. And you have probably seen more than one enlightened solution bogged down in the time-consuming prototyping of an analog board or the agonizing handcoding of a DSP chip.

Now SPROC can help you transform your bright ideas into brilliant signal processing solutions in a flash. By integrating an advanced, programmable signal processing chip and a powerful, easy-to-use

development system, SPROC technology allows you to create and modify an application in a matter of minutes . . . without writing code.

How? The SPROClab™ development system uses the unique "Sketch and Realize"™ design approach to allow rapid transformation of signal processing designs from signal flow block diagrams. SPROClab automatically converts your diagrams into code optimized for the SPROC chip, which contains multiple on-chip processors for real-time signal processing performance.

To learn more about the new SPROC technology, specially-designed to handle the needs of real-time signal processing, call

for your **free** 350-page DataBook and demonstration disk.  
**(908) 647-9400.**



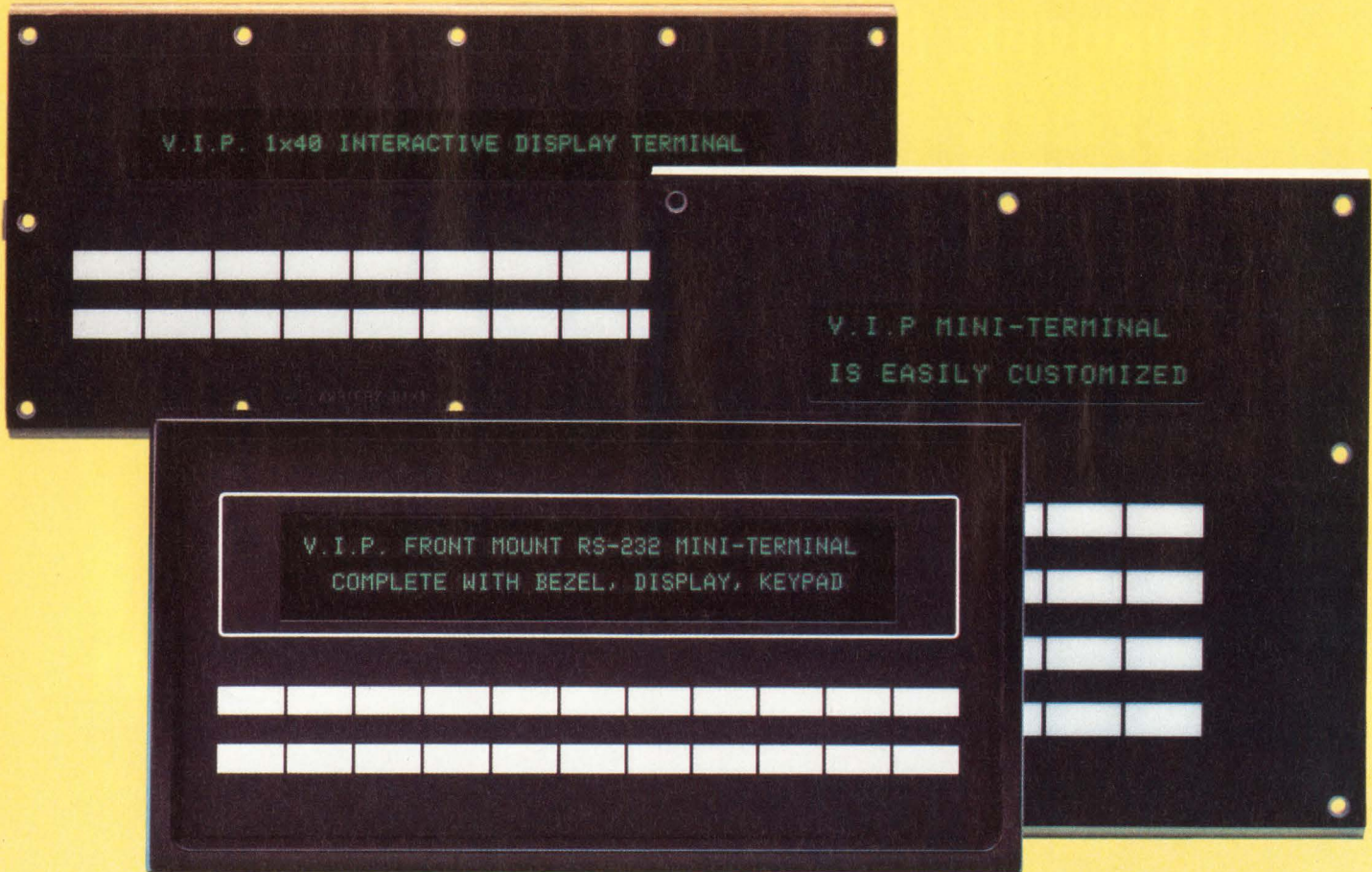
*The Signal Processing Company*

25 Independence Boulevard, Warren, NJ 07059

CIRCLE NO. 30



## A Flash of Brilliance.



# You have better things to do than reinventing the operator interface.

You **could** spend hours selecting displays, switches, and encoders for your operator interface. Of course, you'd still have to fabricate a wiring harness and individual panel cutouts for all those components. Then you'd be set, until the next configuration change meant redoing half your work.

But why do things the hard way, when you can choose a **V.I.P.**™ instead? This integrated display/keyboard system from IEE costs less than integrating "bits and pieces" yourself and also saves time. You see, **V.I.P.** is a ready-made "mini-terminal"—a

plug-in operator interface with lots of convenient features:

- Bright, easy-to-read vacuum fluorescent display.
- Operates on +5 VDC.
- Tactile dome membrane switches, with "slide-in" changeable legends. Ask about custom artwork and legends.
- One DB-25 RS-232C connector for display and switch I/O.
- On-board EPROM-based canned messages.
- Compact package easily seals to your front panel.

So what else is new? An optional front-mounted package—

with a die-cast bezel—for our popular two-line by 40-character model. And other new models are in the works.

Call today for ideas on how to use **V.I.P.** You'll have to come up with your own ideas for what to do with the time and money you'll save.

Industrial Electronic Engineers, Inc.  
Industrial Products Division  
7740 Lemona Avenue  
Van Nuys, CA 91405  
Tel. (818) 787-0311, ext. 418  
Fax (818) 901-9046



# WE'VE GOT TWO WORDS FOR PEOPLE LIKE YOU.

**FAX VODem™** \faks-vo-dem \n  
[origin: Yamaha LSI] **1:** world's first single-chip  
multimedia communications device **2:** Fax/data/  
ADPCM voice and caller I.D. **3:** transfers data,  
fax and voice via a single line

If you're one of those people who goes around integrating communications devices into PCs, laptops and other hardware, we've got two words for you — FAX VODem™.

What do they mean? In a word, plenty. Yamaha defined FAX VODem on September 26, 1991, as a major breakthrough in multimedia communications. And now it's going to change the way you communicate. Because with FAX VODem, you'll be able to integrate Fax. Data. ADPCM voice communications. And caller I.D. All on a single line. And all with a single-chip LSI that'll give your products multimedia communications capabilities you never thought possible.

Sound too good to be true? It's not. And we'd like to prove it to you. Just call us at 1-800-543-7457 or write and we'll send you all the nitty gritty technical details that wouldn't fit in this ad.

So start integrating FAX VODem into your new products. And when your colleagues notice what a great communicator you've become, just tell them you've got two words for people like them.

## YAMAHA® LSI

Yamaha Corporation of America  
Systems Technology Division  
981 Ridder Park Drive, San Jose, CA 95131  
(408) 437-3133 FAX (408) 437-8791

© 1992, Yamaha Corporation of America, Systems Technology Division. Yamaha LSI, Systems Technology Division and the Yamaha logo are registered trademarks and FAX VODem is a trademark of Yamaha Corporation of America.

# BOSTON GUIDE

beautiful combination of commercial, historical, cultural and residential properties. Stroll, run, bike, or skate down the Charles River "Esplanade" and wind up at the Hatch Concert Shell where the Boston Pops perform each summer and mix with veteran people watchers.

**Beacon Hill:** Walking the "Hill" is a must for people whose heart can be charmed by gas lights, cast-iron boot scrapes, and front doors with brass knockers that lead into elegant brownstone lodgings.

**Boston Common and Public Gar-**

**den:** These two parks are bordered by Beacon Hill and Back Bay. The swan boats swim every spring and summer; so wear a sheepish grin and head to the Public Garden for a ride.

**Copley Place:** Boston's newest mall houses gourmet and designer shops for every taste. The complex contains a 9-screen movie theatre and connects to the Westin Hotel.

**Downtown Crossing:** The busiest intersection in New England is closed to automobile traffic. The pedestrian shoppers and strollers at the intersection of Washington and Summer Streets are often audience to impromptu performances by street musicians. Home of the famous Filene's Basement.

**Faneuil Hall Marketplace:** Whatever you want to eat, they got. A wide variety of shops help fill the marketplace. Go down and take a look. Eventually you'll see a familiar face or an interesting stranger.

**Fenway Park:** Home of the Red Sox and described by John Updike as the "jewel" among baseball parks. In the shadow of the "Green Monster" are two of the best sports shops to be found anywhere.

**Freedom Trail:** Start at the Boston Common Visitor Information Booth near Park Street subway station and proceed to 16 historic sites of our colonial and revolutionary days. Stops include Paul Revere's House, Old North Church, U.S.S. Constitution—"Old Ironsides," and the Bunker Hill Monument.

**Harbor Islands:** Picnic, swim, camp, or visit historic ruins at the Harbor Islands State Park. Boats leave from Long Wharf and for information contact Boston Harbor Islands State Park 727-5290.

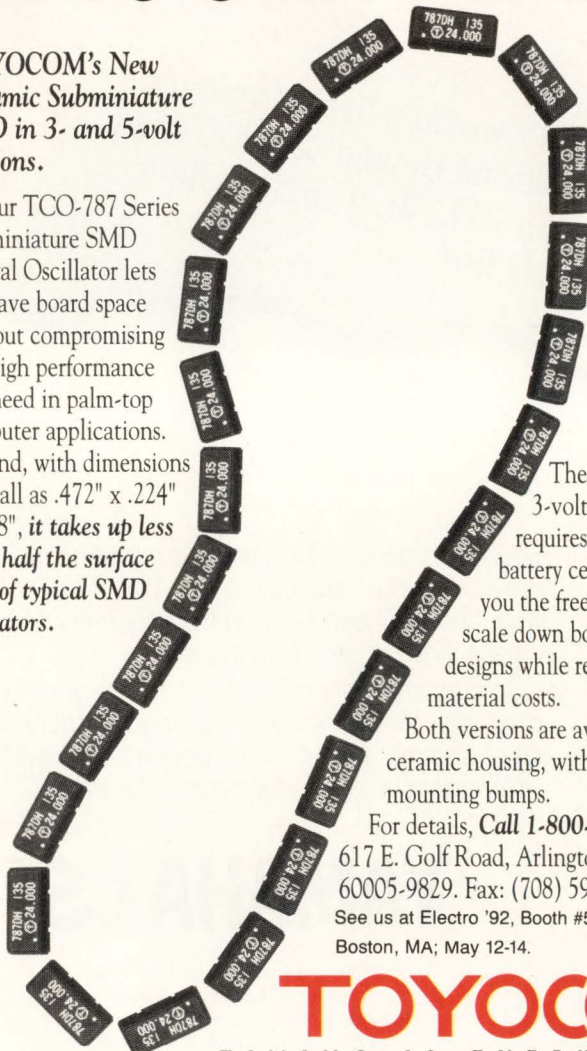
SMALLER FOOTPRINT

## BIGGER FEATS

TOYOCOM's New Ceramic Subminiature SMD in 3- and 5-volt versions.

Our TCO-787 Series Subminiature SMD Crystal Oscillator lets you save board space without compromising the high performance you need in palm-top computer applications.

And, with dimensions as small as .472" x .224" x .098", it takes up less than half the surface area of typical SMD oscillators.



The low-powered 3-volt version requires just one battery cell, assuring you the freedom to scale down board designs while reducing material costs.

Both versions are available in a ceramic housing, with or without mounting bumps.

For details, Call 1-800-TOYOCOM. 617 E. Golf Road, Arlington Heights, IL 60005-9829. Fax: (708) 593-5678.

See us at Electro '92, Booth #5336, Boston, MA; May 12-14.

**TOYOCOM**

T I M I N G I S E V E R Y T H I N G

CIRCLE NO. 7

# SURFACE MOUNT MIXERS



**ULTRA-REL™  
MIXERS**  
5-YR. GUARANTEE \*

**1-2500/MHz FROM \$330** (1000 qty)

The opportunity for automated, low-cost assembly is a key benefit of surface-mount technology but is often wiped out by the high price of surface-mount components. Now Mini-Circuits offers a new series of mixers to meet the pricing and quality demands of SMT... only \$3.30 in 1,000 quantity (\$3.95 in quantity of 10)... lower than most conventionally-packaged mixers.

The Ultra-Rel™ SCM-series spans 1 to 2500 MHz and is housed in a rugged non-hermetic 0.38 by 0.75 by 0.2 in. high (max. dimensions) plastic/ceramic package. Spacing between connections is 0.2 in.

Each SCM is built to meet severe environmental stresses including mechanical shock/vibration as well as temperature shock. Operating and temperature storage range is -55° to +100°C. Ultra-Rel™ SCM mixers come with a five-year guarantee, ready for off-the-shelf delivery, and available in tape-and-reel format (500 qty, 32 mm).

Unprecedented 4.5 sigma unit-to-unit repeatability is also guaranteed, meaning units ordered today and next year will provide performance identical to those delivered for your initial prototype design.

When you think SMT for low-cost production, think of Mini-Circuits' low-cost Ultra-Rel™ SCM mixers.

**\* ULTRA-REL™ MIXERS 5 yr. Guarantee**

with extra long life due to unique HP monolithic diode construction, 300°C high temp. storage, 1000 cycles thermal shock, vibration, acceleration, and mechanical shock exceeding MIL requirements.

**SPECIFICATIONS**

MODEL	SCM-1	SCM-2	SCM-5	SCM-2500
Freq. Range (MHz)				
LO, RF	1-500	10-1000	1250-1800	500-2500
IF	DC-500	DC-500	DC-500	DC-500
Conversion Loss (dB)				
mid-band	6.0	6.0	5.5	5.7
total range	6.5	7.0	5.5	6.4
Isolation (dB)	(L-R) (L-I)	(L-R) (L-I)	(L-R) (L-I)	(L-R) (L-I)
low-band	60 50	50 55	28 18	35 18
mid-band	45 45	40 40	28 18	35 18
high-band	40 40	35 30	28 18	35 18
PRICE (1000 qty)	3.30	4.15	8.85	8.85
(1-9 qty)	4.25	5.45	11.95	11.95

Units are shipped in anti-static plastic "tubes" or "sticks" for automatic insertion.

finding new ways ...  
setting higher standards


 **Mini-Circuits**

P.O. Box 350166, Brooklyn, New York 11235-0003 (718) 934-4500 Fax (718) 332-4661 Telexes: 6852844 or 620156


CIRCLE NO. 33

C115 REV. F


*.050 centerline stackers.  
Close, closer, closest.*



***THIS IS AMP TODAY.***



*Surface-mount stack heights: .250" / .320" / .390"*



AMPMODU 50/50 Grid Connectors give you a choice of parallel pcb stack heights: .390", .320", and a very close .250" (the tightest in the industry). So you can squeeze everything possible out of (or into) your design.

This surface-mount system utilizes a .050" contact grid in double row, polarized shrouded headers and receptacles, and offers our exclusive plated copper alloy holddowns. On standard .062" thick boards, the

barbed holddowns do their job without protruding through, allowing surface mounting on both sides. And holddowns are soldered during reflow, providing long-term strain relief.

Dual-beam receptacle contacts and duplex gold plating provide high reliability, in selected sizes from 10 to 100 positions. Dimensional tolerances, reference datums, holddown characteristics, and packaging support robotic application; materials are fully

compatible with IR and vapor phase reflow processing.

Ask us for more information on the AMPMODU 50/50 Grid Surface-Mount Connector System. Call the AMP Product Information Center at 1-800-522-6752 (fax 717-986-7575). In Canada call 416-475-6222. AMP Incorporated, Harrisburg, PA 17105-3608.

# FUTABA

*Sets the Standards in Custom Vacuum Fluorescent Displays and Vacuum Fluorescent Modules*



## CUSTOM DESIGN

Futaba is the leading global supplier of vacuum fluorescent displays and modules. We have the capability, technology, and market knowledge to provide you with the most cost effective display system tailored to your specific application.

Futaba's high brightness fluorescent display products range from simple numeric and dot matrix displays to large multi-color graphic panels.

## TECHNICAL SUPPORT

Futaba engineers have a broad range of application experience including automotive, point of sale, appliance, medical, and instrumentation products. They are ready to assist you in optimizing your display system design.

## U.S. MANUFACTURING

Futaba's state-of-the-art SMD manufacturing facility in Schaumburg, Illinois provides local service, JIT delivery, and reinforces its commitment to supply the North American market.

## QUALITY

Futaba's number one commitment is supplying products having the highest level of quality. Quality begins with the initial design and is controlled throughout the manufacturing process by using SPC and having well trained and motivated employees.

Futaba is dedicated to the principal of continuous improvement and always strives to provide the highest level of customer satisfaction.

*Pick up the phone - take advantage of our superior technical background and design expertise. Call or write for more information on Futaba custom vacuum fluorescent display modules.*



*Electronic Instrument Panel to J.I. CASE Tractors.*



*NCR "S1" Supplier.*



*Appliance Control Display.*



711 E. State Parkway  
Schaumburg, IL 60173  
708-884-1444  
FAX 708-884-1635



**Actual size**


**Actual output**

20 WATTS

**Now AC to DC**

**Actually meets**

MIL-STD-2000  
MIL-STD-810C  
MIL-S-901C  
MIL-STD-461C  
MIL-STD-704D  
NAVMAT GUIDELINES



**Mil/Pac™ high-density military power supplies.**

Now you can order Abbott's full mil-qualified compact power supplies in both DC and AC input models.

Mil/Pacs come in 20W, 35W and 50W configurations, with single (5, 12, 15, 24, or 28V) or dual ( $\pm 12V$ ;  $\pm 15V$ ) outputs.

DC-to-DC models accept input from 14V to 32V. AC-to-DC models accept 103.4 to 126.5V rms, 47-440 Hz single phase.

All Mil/Pacs operate at temperature extremes from

$-55^{\circ}C$  to  $+100^{\circ}C$ . All are designed with a field-proven topology that has been verified by rigorous environmental stress screening.

Mil/Pacs are available with or without MIL-STD-2000. Either way, the specs are worth reading. Just write us at 2727 South La Cienega Bl., Los Angeles, CA 90034. Or call (213) 936-8185.

**abbott**

**WHEN RELIABILITY IS IMPERATIVE.™**

# BOSTON GUIDE

**Harvard Square:** Where tomorrow's leaders are spending time today. Harvard University, the oldest in the country, has exerted a profound influence on the Square. Stroll down Brattle St. and Tory Row--where Longfellow lived in the 19th century, or go modern and

visit the book, record, and specialty stores that dot the area.

**North End:** Boston's Italian neighborhood is packed with cafes, restaurants, and bakeries. In the summer, street festivals are held just off Hanover St.

**Prudential Center:** The "Pru" is the enclosed shopping area in the Back Bay and connects to the Hynes Auditorium. A trip to the Skywalk provides a panorama of Boston.

**Theatre District and Chinatown:** Nestled between Downtown Crossing and Back Bay lies the third largest Chinatown in the U.S. Dim sum at a local restaurant is a must. And adjacent to Chinatown is Boston's theatre district with seven different performance centers that range from comedy to national productions. All theatres are within a five minute walk of each other.

## MUSEUMS

### BOSTON/CAMBRIDGE

**Arnold Arboretum,** 524-1717, The Arborway, Jamaica Plain. A garden for all seasons. Grounds open sunrise to sunset.

**Boston Tea Party Ship and Museum,** 338-1773, Congress St. Bridge, Museum Wharf, Boston. Boston's most notorious protest is recreated aboard full-scale, working replica of boarded ship. Toss a couple tea chests.

**Children's Museum,** 426-8855, Museum Wharf, 300 Congress St., Boston. Hands-on exhibits encourage and entertain children of all ages.

**Computer Museum,** 426-2800, 300 Congress Street. The only computer museum in the country featuring exhibits from historic to state-of-the-art equipment.

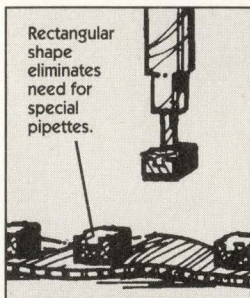

**Institute of Contemporary Art,** 266-5152, 955 Boylston St., Boston. The nation's oldest museum of contemporary art. The "Currents" program goes on.

# GET MORE FROM OHMITE!

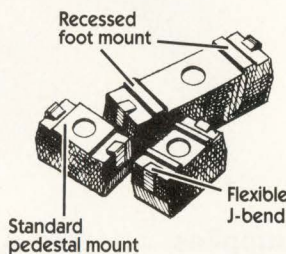
**More Selection. More Performance. More Reliability.**

Ohmite's advanced surface mount power resistor design gives you the broadest selection in the industry:

- Six Power Ratings – 0.8 to 3.0 watts
- Five Package Sizes
- Two Mounting Styles – Pedestal and Recessed Foot Mount
- Three Construction Types – Film, Wirewound, and Power Film
- Wide Ohmic Range – .005 ohm to 10 Megohm
- Wide Tolerance Choice – 0.1% to 5%



You get even more from Ohmite with full compatibility to major vacuum pick and place equipment and our patented flexible J-bend terminations which reduce solder joint breakage due to thermal expansion and vibration.




Your answer to Surface Mount Power Resistor Technology is Ohmite.  
Tel 708-675-2600 Fax 708-675-1505

## OHMITE®

Since 1925, Ohmite Manufacturing Co. has been in the forefront of innovative electronic component technology. Progressive and competitive, Ohmite maintains a tradition of quality and service.

Ohmite Manufacturing Co., 3601 Howard St., Skokie, IL 60076 Tel 708-675-2600 Fax 708-675-1505

# HP's 50 MBd Plastic Fiber-Optic Data Links. Anything else would be twisted.



**Our new data links are so fast and cost-effective, it would be crazy to stick with twisted pair.**

Sure, optical fiber is immune to noise, but who can afford it? With HP's new high-speed plastic fiber links, the answer is anyone.

That's because our new links rely on plastic optical fiber cable which keeps costs way below glass fiber, while offering far greater voltage isolation and noise immunity than twisted pair wire.

#### **A quick turn for the best.**

With data rates soaring to 50 MBd, HP's plastic fiber links offer the fastest solution for designing computer, telecommunications, or industrial applications. So you can avoid bottlenecks, and design in data multiplexing.

#### **Perfectly flexible.**

You can choose interlocking horizontal or vertical mounts for greater mechanical design flexibility. The

analog in/out provides the electrical design flexibility you need to meet your cost and performance goals.

#### **The whole ball of wax.**

What's more, as the largest opto-electronic supplier in the U.S., HP offers you the industry's most complete package of products and support services. To find out more about HP's 50 MBd Plastic Fiber-Optic Data Links, call **1 (800) 752-0900, ext. 2948** in the U.S.\* You'd be crazy not to.

**There is a better way.**



**HEWLETT  
PACKARD**

# A GIANT IN COMPUTERS, A WELL KNOWN MEDICAL FIRM AND A MAJOR TELECOMMUNICATIONS COMPANY HAVE ALL CHOSEN HUGHES FLEX CIRCUITS.

## WHY?

Unless you're one of the above, you're probably surprised about this. Because we've been so busy expanding our efforts in commercial flex circuits we forgot to tell anyone.

We've been too busy delivering high speed, high density solutions like fine line with 2 mil spacing, and Gold Dot™, the highest density flex circuit interconnects on the planet. Too busy perfecting true high volume SPC manufacturing for six sigma quality. And far too busy producing products like single-sided, double-sided and multi-layer flex circuits with up to 24 layers. Plus, a variety of integrated assemblies.

And frankly, we plan to stay busy. So if you need unique flex circuit experience for everything from 3D electronic packages and multichip modules to semiconductor test heads and ABS braking systems, call Hughes. We'll send you the new Hughes

Interconnect Systems brochure and show you what we're talking about.

Oh, about those companies we mentioned above. Did you ever get the feeling that there's a lot going on at Hughes you might not know about? We're ready to connect you to more than 25 years of flex know-how.

Call toll-free **1-800-821-2998**.



**HUGHES**

**INTERCONNECT SYSTEMS DIVISION**

Industrial Electronics Group

EDN's Electro/92 Supplement

"When I think about density, a few things come to mind. For example, the Earth is the densest planet in our solar system—5.515 times denser than water. The most densely populated place on the densest planet is Macao, on the coast of China. 479,000 people in an area of 6.5 square miles. Hope they like each other. As for programmable logic, the award for the highest density goes to Altera's MAX 7000. With 1,000 to 20,000 usable gates. And more I/O than any other PLD family. Bye-bye masked gate arrays. That's as dense as it gets. Well, there is Rocko Miller, my old college roommate. 30-inch neck, crushed empty beer cans into his head. You know the type."



They're big. They're fast. They're everything you've asked for. Find out more big news. Call 800-800-7256. **MAX7000**

© 1992, Altera Corporation. MAX is a registered trademark of Altera Corporation.

# BOSTON GUIDE

**Isabella Stewart Gardner Museum**, 566-1401, 280 The Fenway. A sumptuous Italian style palace which was built by Mrs. Gardner to house her collection. Renaissance & Dutch art, tapestries, sculptures, flowering courtyard, period furnishings.

**Museum of Fine Arts**, 267-9300, 465 Huntington Ave., Boston. From all there is to choose--and there is a lot--choose the Impressionist and post-Impressionist Room.

**John Fitzgerald Kennedy Library**, 929-4523, Columbia Point on Dorchester Bay, Boston. Trace the life of the 35th President through the use of photographs, memorabilia, tapes, and 30-minute film.

**John Hancock Observatory**, 572-6000. Copley Square, Boston. Take a peek from the top of the town.

**Museum of Science**, 523-6664, Science Park, Boston. Over 400 participatory exhibits range from astronomy to zoology.

**New England Aquarium**, 973-5200, Central Wharf, Boston. Over 200 species of aquatic life on display.

**The Skywalk**, 236-3318. Fiftieth Floor Observation Deck, Prudential Center, Boston. Experience Boston's only 360 degree panoramic view.

## TOURS

### SIGHTSEEING TOURS CUSTOM & GROUP TOURS

**Bay Colony Historical Tours**, 523-7303. JFK Post Office Box 9186 Boston, MA 02114

### SIGHTSEEING TOURS/ REGULARLY SCHEDULED

#### BUSES

**Greyline, Inc.**, 426-8805. Daily tours of Boston, Cambridge, Lexington, & Concord.

**Trolley Tours of Boston**, 269-7010, 329 West Second St., South Boston 02127. A one and a half hour tour of Boston aboard a modern trackless trolley. Departs hourly 9am-4:30pm. Also Cambridge tour available.

#### BOATS

**Boston Harbor Cruises**, 227-4320, One Long Wharf, Boston 02210. Call for times for the Constitution Cruise, Sightseeing Cruise and Sunset Cruise.

**Swanboats**. Every Spring and Summer since 1877 the Swanboats have sailed the Frog Pond in the Public Garden. Join the tradition of watching people watching you.

#### WALKING TOURS

**Boston by Foot**, 367-2345, 77 North Washington St., Boston 02114. Regularly scheduled walking tours highlight the architecture and history of Boston. Starts May.

**Uncommon Boston, Ltd.**, 731-5854, 437 Boylston St., Boston 02116. A personal view of Boston's townhouses, gardens and galleries, private clubs, and libraries.

## DINING

A—American Express

C—Carte Blanche

D—Diner Card

M—Master Card

V—Visa

\$—Inexpensive (Most entrees less than \$10)

\$\$—Moderate (Most entrees \$10-\$15)

\$\$\$—Expensive (Most entrees \$15-\$20)

\$\$\$\$—Very Expensive (Most entrees over \$20)

### BOSTON/BROOKLINE

**Another Season**, 97 Mount Vernon St., 367-0880. For a romantic evening, take a stroll through the quaint streets of Beacon Hill to discover the delights of this restaurant. The diverse menu may offer anything, from squash with apple and curry soup to sauteed perch and ginger cheesecake. Open Tues-Fri, noon to 2pm, Mon-Sat, 6-10pm. (AMV) \$\$\$


**Anthony's Pier 4 Restaurant**, 140 Northern Ave., 423-6363. Fine dining with outstanding views of Boston Harbor and the city's skyline. Menu combines fresh seafood with hearty New England fare. (ADMV) \$\$\$

**Atlantic Fish Company Restaurant**, 777 Boylston St., 267-4000. Many varieties of fish with different preparations are offered. Also a raw bar and homemade chowder. (AMV) \$\$

**Aujord'hui at the Four Seasons**, 200 Boylston St., 451-1392. Formal dining with views of the Public Garden. Specialties include terraine of duck, foie gras, creamed wild mushroom soup, roasted smoked Maine lobster with crayfish fritters. Reservations recommended. (ACDMV) \$\$\$\$.

**Back Bay Bistro**, 565 Boylston St., 536-4477. Seasonal American Cuisine. (ACDMV) \$\$

# 40 MB/SEC DUAL-PORT VME/VSB MEMORY



## CI-VME40

The CI-VME40 is the ultimate high-speed, high-capacity DRAM memory board with a dual-port interface to the VME and VSB Busses. The CI-VME40 is optimized for Block Transfer Cycles yielding a bus transfer rate up to forty megabytes per second. Chrislin is the only memory supplier to offer such an advanced and versatile dual-ported VME/VSB memory!

### THE CI-VME40 FEATURES:

- 20ns write/20ns read ACCESS TIMES in BLOCK CYCLE
- 90ns write/140ns read ACCESS TIMES in SINGLE CYCLE
- 63ns write/83ns read CYCLE TIMES in BLOCK CYCLE
- 195ns write/195ns read CYCLE TIMES in SINGLE CYCLE
- 4MB, 8MB, 16MB, 32MB, 64MB in one VMEbus/VSB slot
- Byte Parity Error Detection
- Memory start and end addresses selectable on 256KB boundaries
- VMEbus and VSB memory start and end addresses configured independently

## ALSO AVAILABLE FOR THE VMEBUS ARE...

### THE CI-VMEemory FEATURES:

- Low-cost high-power VME memory with 4, 8, or 16MB
- VME Revision C.1 compatibility
- Lower and upper memory addresses independently selectable in 64K byte increments
- Byte Parity Error Detection with selectable trap on Parity Error
- On-board Control Status Register

### THE CI-VSB-EDC FEATURES:

- Low-cost high-power dual-ported VMEbus/VSB EDC (Error Detection and Correction) memory
- 4, 8, 16, 32 or 64MB in one VMEbus/VSB slot
- VME Revision C.1 compatibility, VSB Revision C
- Lower and upper memory addresses independently selectable on 256K byte boundaries
- Single-Bit Error Detect and Correct, Double-Bit Detect



**Chrislin Industries, Inc.**

31312 Via Colinas, Suite #108, Westlake Village, CA 91362

TEL: (818) 991-2254 FAX: (818) 991-3490

*Providing Top Quality Memory for Over 16 years!*

**CALL TOLL FREE: (800) 468-0736 (PST)**

# Soon, Eight Ho Computing Will



(actual size)

## AMD Introduces The World's First 386 Microprocessor With 3-Volt Technology.

Two standard dry-cell batteries. There's really nothing special about them. Aside from the fact that they can run a powerful, portable 386 computer for a full eight hours. Provided, of course, that portable is built around a low-voltage Am386™ microprocessor.



The 25MHz DXLV and the 25MHz SXLV are available in PQFP packaging.

Thanks to the low-voltage Am386 microprocessors, laptop, palmtop and notebook computer designs will become smaller, lighter, and more powerful than ever before.

With battery life of up to eight hours or more. That's a full day's worth of 386 performance—the per-



# urs Of Portable Look Like This.

formance you need to run sophisticated applications like Windows™ 3.0.

And rest assured, the low-voltage Am386 microprocessors are proven compatible and comply fully with JEDEC standards for low-power, 3-volt computing. We can even supply you with the 3-volt EPROMs your systems will need. Other 3-volt system logic is also readily available.

For more information on the low-voltage

Am386 microprocessors call AMD today at **1-800-222-9323**. You'll never look at dry-cell batteries the same way again.



**Advanced Micro Devices**

*"We're Not Your Competition."™*

# BOSTON GUIDE

**Bay Tower Room**, 60 State St., 723-1666. A place to impress someone, maybe even yourself. Elegant dining 33 floors above the Faneuil Hall Marketplace with a view of Boston Harbor. Creative American and international cuisine using fresh regional ingredients. Dancing in the piano bar. Reservations required. Reduced rate parking in building. (ACDMV)\$\$\$\$

**Bernardos**, 24 Fleet St., 723-4554. One of the North End's best bets. Northern Italian cuisine featuring light wine sauces, rather than heavy tomato sauces. Delights include veal saltimbocca, shrimp marinara and a tortellini in cream sauce appetizer. This fairly small establishment serves beer and wine, only. A fine place for a romantic dinner or a party. (ACDMV)\$\$

**Bertucci's** 39-45 Stanhope St., 247-6161. Fire stoked ovens produce great pizzas. (MV)\$

**Biba**, 272 Boylston St., 426-7878. Lydia Shire's new restaurant features food for the serious gourmet. (ACDMV)\$\$\$\$

**Bnu**, 123 Stuart St., 367-8405. Reasonably priced upscale Italian food. Spaghetti with grilled Italian sausage, small crisp pizzas, half roast chickens. The before-theater crowd meets here (AMV)\$\$

**Brandy Pete's**, 267 Franklin St., 439-4165. A popular spot for home cooking and afterwork cocktails. (MV)\$

**Bull & Finch Pub**, 84 Beacon St., 227-9605. The inspiration for the television series, "Cheers" serves burgers, nachos and sandwiches. Downstairs from the elegant Hampshire House Restaurant. (ACDMV)\$

**Cactus Club**, 939 Boylston St., 236-0200. A trendy restaurant serving southwestern food and delicacies. (AMV)\$\$

**Cafe Budapest**, 90 Exeter St., 266-1979. Top-notch fine dining specializing in Hungarian cuisine. Very attentive service. Warm and romantic dining amidst old world decor and elegance. Major credit cards accepted. \$\$\$\$

**Cafe Fleuri**, Hotel Meridien, 250 Franklin St., 451-1900. French-American bistro featuring a glass-roofed atrium. It's also a busy downtown favorite for business lunches. Dinner menu includes grilled lamb chops with garlic potato gratin; poached scrod; and pasta primavera. (ACDMV)\$\$\$

**Cafe Marliave**, 10 Bosworth St., 423-6340. One of the best Italian Restaurants in the city and the best outside of the North End. The downstairs dining room features a cozy old world atmosphere with wooden booths that can make diners feel as if they're eating on the Via Veneto rather than in downtown Boston. Upstairs is a terrace-style dining room with balconies overlooking small sidestreets. Lasagna, veal scallopini, swordfish a la Columbo. (AMV)\$\$

**Commonwealth Brewing Co.**, 138 Portland St., 523-8383. Near North Station this restaurant actually brews its own beer and ale on premises. Good appetizers, beer and steaks. Sports fans often gather here before a game at the nearby Boston Garden. (ACDMV)\$

**Cornucopia**, 15 West St., 338-4600. Housed in a cozy building that Ralph Waldo Emerson frequented in the 18th century. Elegantly simple presentations. Menus change

monthly. Located near Downtown Crossing, the restaurant prides itself in being "a sophisticated culinary adventure in the new American style". Reservations suggested. Adjacent parking is available. \$\$.

**DuBarry**, 159 Newbury St., 262-2445. Boston's oldest French restaurant. Traditional French cuisine, including escargot and Crepes Suzette. (ACDMV)\$\$

**Durgin Park**, Faneuil Hall Marketplace, 227-2038. Upstairs, New England favorites served in rooming house style by boisterous waitresses makes this place fun. Share a table, family style, with other patrons, sample fresh seafood, prime rib, Boston baked beans, Indian pudding and corn bread. Downstairs is good for a quick pint and a bowl of the creamiest chowder in town. No credit cards. Lines form for dinner. \$\$

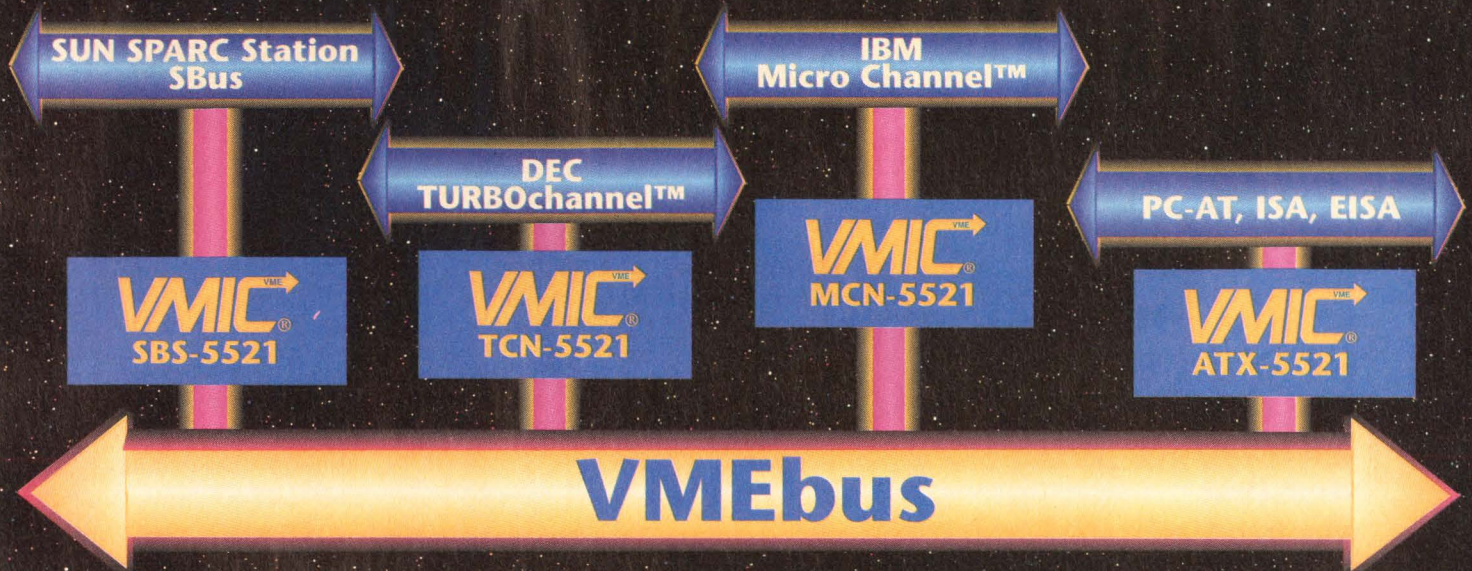
**European**, 218 Hanover St., 523-5694. A Boston favorite since 1917. Large North End restaurant divided into manageable rooms. Casual dining. Great pizzas! (ACDMV)\$

**Gyuhama of Japan**, 827 Boylston St., 437-0188. A semi-formal, tranquil, beautiful oasis to enjoy authentic Japanese cuisine. (ADMV)\$\$

**Hard Rock Cafe**, 131 Clarendon St., 424-7625. The Massachusetts Institute of Rock. High priced hamburgers and sandwiches served in this rock 'n' roll museum chain. Major credit cards accepted. \$

**Hamersley's Bistro**, 578 Tremont St., 267-6068. A terribly chic, cozy little black and white bistro in the South End. Cuisine includes braised rabbit, spicy hot sausage,

# We Like to Illustrate How Well We Adapt



## Link Your Sun Sparc, DEC, IBM, PC-AT, ISA or EISA Bus to VMEbus Computers.

VMIC's new family of VMEbus adapters gives you the ability to easily connect your workstation to your VMEbus. VMIC's new adapter family links Sun Sparc Stations, DEC 5000 Workstations, IBM 6000 Series Workstations, and machines based on PC-AT, ISA or EISA bus to VMEbus computers.

The product line supports master(s) and slave(s) in the VMEbus chassis and features a software-controlled dynamic address mapping mode. A software transparent mode is supported at power-up and requires no additional initialization.

VMIC also offers a Reflective Memory product line. Call VMIC toll-free and let us illustrate how easy it is to connect you.

1-800-322-3616

**VMIC**®

VME Microsystems  
International Corporation

12090 South Memorial Parkway  
Huntsville, AL 35803-3308


(205)880-0444 FAX (205)882-0859

CIRCLE NO. 42

TURBOchannel is a trademark of Digital Equipment Corporation.  
Micro Channel is a trademark of International Business Machines Corporation.

What do p-channel load switches give battery powered systems?

# LIFE EVERLASTING



**Life everlasting.  
Well, not quite.  
But it may  
seem that  
way to users  
of your battery-  
powered system.**

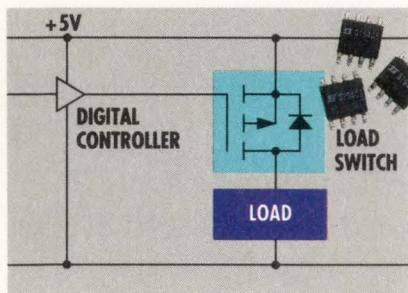
**Double battery life during normal operation! And increase it by 1000% (ten times) in standby mode!**

How? With Siliconix' Si9405 load switches. Devices that let you shut down unneeded sections of your system. Now you can turn off the display, disk drive, internal FAX/modem, coprocessor, extra memory, transmitter and other analog functions when they are not in use. Then activate them instantly from your standby mode.

### Added value.

This improved power management empowers your system with (almost) life everlasting. It's a compelling competitive advantage that will significantly increase your product's

market share and profit margin.



### LITTLE FOOT™ packaging.

The 5-V logic compatible p-channel Si9405 has an incredibly

low 120-m $\Omega$  on-resistance that allows simple switching of high currents. And it comes in a space-saving LITTLE FOOT SOIC 8-pin package — assuring your portables will be truly portable, your laptops lap-size, and your notebooks notable. Other small footprint solutions are listed below.

### Siliconix P-Channel & N-Channel Load Switches

**Si9400DY** Single P-channel, 250 m $\Omega$

**Si9405DY** Single P-channel, 120 m $\Omega$

**Si9953DY** Dual P-channel, 2 x 250 m $\Omega$

*These SO-8 IC devices can be driven directly by 5-V logic.*

**Si9956DY** Dual N-channel, 2 x 100 m $\Omega$

*This SO-8 IC device is ideal for higher current loads.*

**SMP60N03-10L** Single N-channel TO-220, 10 m $\Omega$

*A great solution for switching between batteries.*

Get more compact and power-saving designs! Call our toll-free hot line now. **1-800-554-5565, Ext. 960.** Ask for our "Power Management" Design Kit. And remember, at Siliconix we're committed to achieving a seamless interface between the power and digital worlds.

## Siliconix

2201 Laurelwood Road, Santa Clara, CA 95056

© Copyright 1991 Siliconix, LITTLE FOOT is a trademark of Siliconix

# CONDITIONED "FRONT END" POWER

## RUGGED AC-DC OFF LINE SOURCES



**AC INPUTS**  
1 $\phi$  and 3 $\phi$  available

- True N+1 current sharing for loads to kilowatts.
- .99 power factor correction—provides 25% more usable power with low harmonic distortion.
- Line isolation/EMI suppression to D0160B and Mil-Std-461 (including CE01, CE03, RE02).
- Surge/spike protection per Mil-Std-704D and Mil-Std-1399.

### DC OUTPUTS

24 to 300V available  
(including 28V, 48V, 155V, 270V)


**NEW**

### PB Series

**IDEAL FOR USE  
WITH DISTRIBUTED POWER  
DC-DC CONVERTERS AND SYSTEMS**

Features include 600 watt low profile 2" high package; lightweight, unpotted designs; environmental performance to Mil-Std-810D; -55°C to +85°C operation without derating; extended MTBF greater than 350,000 hours...

Call **toll free** for additional technical information and application assistance **1-800-421-8181** (in California 805/484-4221)



**ARNOLD MAGNETICS**

## ARNOLD MAGNETICS CORPORATION

4000 Via Pescador, Camarillo, California 93012 • Phone: (805) 484-4221 • Fax: (805) 484-4113

CIRCLE NO. 44

# BOSTON GUIDE

chicken roasted with lemon and garlic and bouillabaisse. (MV)\$\$\$\$

**Hampshire House**, 84 Beacon St., 227-9600. Fine dining in a Beacon Hill mansion. Entrees include filet mignon, veal marsala, lobster. (ACDMV)\$\$\$\$

**J. C. Hillary's Ltd.**, 793 Boylston St., 536-6300. Good steaks, fish specials, broiled breast of chicken. (AMV)\$\$

**Jacob Wirth's**, 31 Stuart St., 338-8586. Founded in 1868 this German beer hall style restaurant features hearty meals. Pork chops, pigs knuckles, ham, boiled bacon, herring. Has what may be the oldest draft beer system in the country. (ACMDV)\$\$

**Jaspers**, 240 Commercial St., 523-1126. Boston Magazine food critic Paul Fisher says you'll be amazed with your meal at Jasper White's waterfront restaurant, whether it's lobster and corn chowder with corn fritters, grilled lamb chops with vegetable ragout or pan-roasted lobster with chervil and chives. (ADMV)\$\$\$\$

**Julien**, Hotel Meridien, 250 Franklin St., 451-1900. Sophisticated contemporary French cuisine. Executive setting. Crisp salmon with sesame seeds and duck foie gras; sauteed loin of venison with pepper and a persimmon chestnut compote. (ACDMV)\$\$\$\$

**La Trattoria**, 288 Cambridge St., 227-0211. Small chef-owned Italian restaurant at the foot of Beacon Hill. Full range of Italian specialties and a good wine list. (ACDMV)\$\$

**Legal Sea Foods**, Park Plaza Hotel, 35 Columbus Ave., 426-4444. Very well prepared fresh fish. No reservations required but waits can

be long. (ADMV)\$\$

**L'Espalier**, 30 Gloucester St., 262-3023. Posh Victorian establishment features tempting foie gras, sweet breads, venison loin, native pheasant, roast veal chop and lobster-truffle ravioli. The waiters will remind you of Buckingham Palace guards. Fixed price menu, either 50 odd dollars per person or 70 odd dollars per person. (MV)\$\$\$\$

**Lafayette Swissotel**, 1 Avenue de Lafayette, 451-2600. Cafe Suisse features New England cooking and traditional Swiss/Italian specialties. (ACDMV)\$\$\$\$

**Locke-Ober's**, 3 Winter Place, 542-1370. Elegant dining since 1875. Women were not allowed in here until 1970, but don't let that stop you. New England cuisine with a traditional French accent is served in this Brahmin atmosphere with baroque decor. (ACDMV)\$\$\$\$

**Maison Robert**, 45 School St., 227-3370. One of Boston's most well-known, elegant dining spots. Upstairs in the formal dining room the menu features foie gras of duck served with apples; fillet of lamb. Downstairs at Ben's Cafe the menu features tartare of smoked and fresh salmon; grilled duck breast with cranberry sauce. Guests may dine on the outdoor terrace during summer months. (ACDMV)\$\$\$\$

**Mama Maria**, 3 North Square, 523-0077. Elegant dining in a three-story townhouse in the North End, near Paul Revere's house. Gourmet Italian food served with a wide selection of fine wines. Accept most major credit cards. \$\$\$.

**Michael's on the Waterfront**, 85 Atlantic Ave., 367-6425. Excellent, fresh seafood and other delicacies are served in this formal dining

area, complete with book-filled bookcases. (ACDMV)\$\$\$\$

**Morton's of Chicago**, One Exeter Plaza, 266-5858. Downstairs in the "Darth Vader" building (so named by critical architects of this black looming structure). This Chicago steakhouse chain has terrific Caesar salads and superb steaks as well as Maine lobster and fresh seafood. Valet parking available. (ACDMV)\$\$\$\$

**No Name Restaurant**, 15½ Fish Pier, 338-7539. Some of the freshest fish in Boston served in a family-style atmosphere. Located directly in the waterfront of Boston Harbor. \$

**Plaza Dining Room at the Copley Plaza Hotel**, 138 St. James Ave., 267-5300. Enjoy contemporary French cuisine magically created by acclaimed chef, Philippe Reininger. Elegant atmosphere. Reservations accepted. (ADMV)\$\$\$\$

**Ritz Carlton Main Dining Room**, Ritz Carlton Hotel, 15 Arlington St., 536-5700. Superb service beneath chandeliers. Roasted rack of lamb, broiled scrod, veal chops, lobster in bourbon whiskey sauce. (AMV)\$\$\$\$

**Rows Wharf Restaurant and Cafe**, Boston Harbor Hotel, 70 Rows Wharf, 439-3995. Incredible view of the waterfront and Logan Airport. Elegant dining. A wide choice of fish as well as other specialties. (ACDMV)\$\$\$\$

**Seasons**, Bostonian Hotel, across from the Faneuil Hall Marketplace, 523-4119. Refined multi-level dining atop the Bostonian Hotel. The food not only looks beautiful it is scrumptious. Fresh, in-season ingredients are used. (ACDMV)\$\$\$\$



# 3 good reasons to buy your next pulse generator from LeCroy.

**1.**  
**PERFORMANCE.**  
(300 MHz, 300 ps)

**2.**  
**PRICE.**  
(around \$8,000)

**3.**  
**RELIABILITY.**  
(backed by a 5-year warranty)

The 9210 GPIB programmable pulse generator mainframe accepts up to two plug-in modules that feature a wide range of repetition rates, edge transition times and output swings.

	with 9211 Module	with 9212 Module	with 9213 Module
TRANSITION SPEED	1 ns - 1 ms	300 ps - 1 ns	6.5 ns - 95 ns
MAX. REP RATE	250 MHz	300 MHz	50 MHz
OUTPUT SWING	5V pp (50Ω)	5V pp (50Ω)	16V pp (50Ω)
VARIABLE EDGES	Yes	Yes	Yes
TIMING ACCURACY	± (0.5% + 0.2ns)	± (0.5% + 0.2ns)	± (0.5% + 0.2ns)
DC LEVEL ACCURACY	± (1% + 5mV)	± (1% + 5mV)	± (1% + 5mV)
LIST PRICE - 1 CHANNEL	\$7,500	\$8,100	\$6,900
2 CHANNELS	\$8,900	\$9,900	\$7,900



LeCroy, 700 Chestnut Ridge Road, Chestnut Ridge, NY 10977-6499 • FAX: 1-914-578-5981


**LeCroy**

TEL: 1-800-5-LeCroy

Innovators in Instrumentation

CIRCLE NO. 45

# incredible!



## SPDT switches with built-in driver

### **ABSORPTIVE or REFLECTIVE** dc to 5GHz

Truly incredible...superfast 3nsec GaAs SPDT reflective or absorptive switches with built-in driver, available in pc plug-in or SMA connector models, from only \$19.95. So why bother designing and building a driver interface to further complicate your subsystem and take added space when you can specify Mini-Circuits' latest innovative integrated components?

Check the outstanding performance of these units...high isolation, excellent return loss (even in the "off" state for absorptive models) and 3-sigma guaranteed unit-to-unit repeatability for insertion loss. These rugged devices operate over a -55° to +100°C span. Plug-in models are housed in a tiny plastic case and are available in tape-and-reel format (1500 units max, 24mm). All models are available for immediate delivery with a one-year guarantee.



finding new ways ...  
setting higher standards

## Mini-Circuits

P.O. Box 350166, Brooklyn, New York 11235-0003 (718) 934-4500 Fax (718) 332-4661 Telexes: 6852844 or 620156

#### SPECIFICATIONS (typ)

	Absorptive SPDT			Reflective SPDT		
	YSWA-2-50DR	ZYSWA-2-50DR		YSW-2-50DR	ZYSW-2-50DR	
Frequency (MHz)	dc- 500	500- 2000	2000- 5000	dc- 500	500- 2000	2000- 5000
Ins. Loss (dB)	1.1	1.4	1.9	0.9	1.3	1.4
Isolation (dB)	42	31	20	50	40	28
1dB Comp. (dBm)	18	20	22.5	20	20	24
RF Input (max dBm)	20			22	22	26
VSWR "on"	1.25	1.35	1.5	1.4	1.4	1.4
Video Bkthru (mV,p/p)	30	30	30	30	30	30
Sw. Spd. (nsec)	3	3	3	3	3	3
Price, \$ (1-9 qty)	YSWA-2-50DR (pin) 23.95 ZYSWA-2-50DR (SMA) 69.95			YSW-2-50DR (pin) 19.95 ZYSW-2-50DR (SMA) 59.95		

CIRCLE NO. 46



# BOSTON GUIDE

---

**St. Botolph**, 99 St. Botolph St., 266-3030. Continental cuisine in a charming, restored 19th century brick townhouse. Conveniently located behind the Colonnade Hotel, 3 minutes from Copley Place. Reservations recommended. (AMV)\$\$\$

**Union Oyster House**, 41 Union St, 227-2750. Established in 1826 it is the city's oldest restaurant with continuous service. Famous patrons have included Daniel Webster and J.F.K., whose favorite booth is clearly marked with a plaque. Specializes in fresh seafood and other New England favorites. (ADMV)\$\$\$

## CAMBRIDGE

---

**Acropolis**, 1680 Mass Ave., 492-0900. Shishkebob and moussaka are featured at this Greek restaurant. (ACDMV) \$

**Border Cafe**, 32 Church St., Cambridge, 864-6100. Cheap to moderately priced Mexican dining where the Marqueritas flow and the salsa flies amid the lines of customers waiting around dinner time. (AMV) \$

**Casa Mexico**, 75 Winthrop St., 491-4552. A wide assortment of Mexican dishes are served in this restaurant that is adorned with hand painted wall tiles. (ACDMV) \$\$

**Charlie's Kitchen**, 10 Eliot St., 492-9646. Offer praise to Bacchus that such a tavern as Charlie's exists among the trendy settings of Harvard Square. The double cheeseburger special is the best deal in town. \$

**Coffee Connection**, 36 JFK St., 492-4881. Sample a wide selection of international coffees while nibbling on light foods and desserts. (MV) \$

**Harvest**, 44 Brattle St., 492-1115. Roast duck and grilled salmon highlight this restaurant's international menu. (AMV) \$\$\$

**La Groceria**, 853 Main St., 547-9258. Once you're finished waiting downstairs, head for a table upstairs and order one of the homemade fettucini dishes. That's Italian. \$\$

**Middle East Restaurant**, 472 Mass Ave., 354-8238. Your only problem at this authentic Middle East setting is choosing among cous cous, tabouleh, falafel, kibbe, and kafta. \$

**The Regattabar**, One Bennett St., Cambridge, 661-5000 or 864-1200. Talented jazz vocalists and groups play in this formal room at the elegant Charles Hotel. Adjacent to the hotel is an upscale shopping mall. (AMV)\$\$

**T.T. the Bear's Place**, 10 Brookline St., 492-0082. Three differently decorated dining rooms serve seafood dishes that include scallop pie, Maryland crab cakes, and fillet of sole. (AM) \$\$

**33 Dunster St.**, 354-0636. The best salad bar in town is supplemented by burgers, quiche, and spinach lasagna. (ACDMV) \$\$

**Upstairs at the Pudding**, 10 Holyoke St., 864-1933. The dining room of Harvard University's Hasty Pudding Club adorned with a gallery of theatre posters and serving northern Italian fare. (AMV) \$\$\$

## NIGHTLIFE

---

### BOSTON

---

#### The Boston Pops

The Boston Pops Orchestra's season runs from May 6, through July at

Symphony Hall, Huntington Ave. at Mass Ave., 266-1492. The orchestra, made famous by the late Arthur Fiedler, is now conducted by John Williams. Williams has composed numerous movie scores including Star Wars and Born on the Fourth of July. Light classical to popular music is played. Table seats where refreshments are served are available. Tickets cost between \$10 to \$32.

#### Theater

Some plays hit the Boston area before heading for Broadway. They are usually held at the larger theaters such as:

**Shubert Theater**, 265 Tremont St., 426-4520

**Wilbur Theater**, 246 Tremont St., 423-4000

**The Colonial Theater**, 106 Boylston St., 426-9366

Some local theater companies include:

**Huntington Theater Company**, 264 Huntington Ave., 266-0800  
**Charles Playhouse**, 74-76 Warrenton St., 426-5225.


**American Repertory Theater at Harvard's Loeb Theater**, 64 Brattle St., Cambridge, 547-8300.

Tickets can sometimes be purchased at half-price, the day of the show, at Bostix, next to Faneuil Hall. They do not accept credit cards and all sales are final. Bostix is open Tuesday through Saturday, 11am to 6pm and on Sunday, from 11am to 4pm.



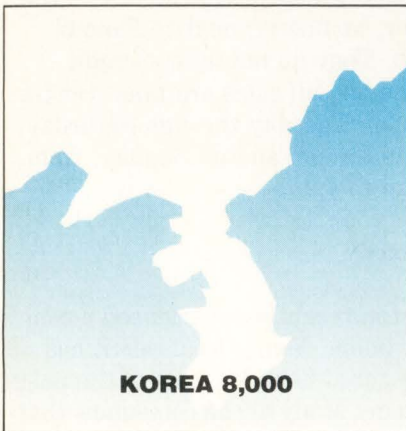
#### Comedy

Boston recently experienced a comedy boom. Young local talent has prospered here for most of the past decade. Many of the comedians that


# FOOD FOR



## CIRCULATION CHART



# THOUGHT



Engineering professionals are hungry for technology and design information. And EDN Asia satisfies the technical appetites of 28,000 Asian engineering professionals. Every month, EDN Asia provides a full plate of leading-edge, relevant editorial that isn't found anywhere

else in Asia. The technology features, reviews of technology trends, and state-of-the-art product areas are the same quality as EDN, EDN Asia's sister publication, the uncontested readership champion with engineers in North America and Europe. In addition, EDN Asia has an editorial staff based in Hong Kong that concentrates on the technological interests of the region.

EDN Asia offers the largest circulation of any electronics magazine in the Asia/Pacific region

servicing engineers and engineering managers. EDN Asia's circulation objectives parallel the established policy for EDN's North America and Europe editions. This policy insures that the circulation of EDN Asia reaches the engineering professionals responsible for the bulk of the buying and specifying in the major electronics plants and companies in Asia.

Here is your opportunity to take advantage of readership EDN Asia's circulation and editorial quality can provide for your advertising message.

For more information on EDN Asia contact, in Hong Kong - Jack Kompan at (852) 572-2037, Fax: (852) 838-5912 or in the US - Peter Coley at (617) 558-4673, Fax: (617) 558-4470.

## EDN ASIA

22/F Lo Yong Court, 212-220 Lockhart Road, Wanchia, Hong Kong



# BOSTON GUIDE

---

started in local clubs and restaurants here have gone on to stardom or at least an appearance on the Johnny Carson Show, including Steven Wright, Barry Crimmons, Lenny Clark and Jimmy Tingle.

Some outstanding talent can usually be seen at:

**Nicks Comedy Stop**, 100 Warren-ton St., 482-0930

**Comedy Connection**, 76 Warren-ton St., 426-6339

**Stitches**, 835 Beacon St., 424-6995

**Catch a Rising Star**, 30-B John F. Kennedy, Cambridge, 661-9887

## Nightclubs

Bostonians are forced to start clubbing early because of a law that closes bars and nightclubs at 2AM. Still there are a myriad of places featuring a variety of musical entertainment to be seen.

**The Roxy**, 279 Tremont St., 227-7699. A formal nightclub for person of all ages. The New York style club is housed in the former Bradford ballroom and features a balcony, several bars, an adequately sized dance floor and a stage. On most nights a live swing band takes turns with a disc jockey who plays loud dance music. Sometimes a jazz singer accompanies the live band. The band plays for about 20 minutes and then the d.j. takes over for another 20 minutes. This goes on throughout the night. Dress here is formal. Women usually show up in elaborate dresses or gowns. Most men wear suits and ties. Drinks are on the expensive side of moderate.

Other clubs with the New York touch, include:

**Zanzibar**, One Boylston Place, 451-1955

Next door to the Roxy is the **Jukebox**, 542-1123. The club is modelled after a 1950's malt shop.

Oldies from the 50's and 60's are played to an energetic crowd that make the dance floor sizzle. Draft beers are served in Coca-Cola glasses. Lines start to form here early on Friday and Saturday nights.

For some live rock music, which sometimes features raw local talent, check out:

**Avenue C**, 120 Boyston St., 423-3832. Usually open Thursday through Saturday, this hot spot features live bands and a disc jockey.

**The Rat**, 528 Commonwealth Ave., 247-8309 or 536-9438 concert line. For adventurous types, the Rat in Kenmore Square features blaring and sometimes bizarre avante guard groups. College crowd on the Bohemian side.

**The Paradise**, 967 Commonwealth Ave., 254-2052. Usually features nationally acclaimed rock groups playing in a dark setting.

For some good bar hopping, there is no place like Faneuil Hall.

**Cityside**, in the center building, usually features live bands for a nominal fee. **The Purple Sham-rock**, across the street from the flower shop in the marketplace, features Irish music as does the **Black Rose**, 160 State St. Explore!

## BEYOND BOSTON

---

**Lexington and Concord:** These two towns, where the American Revolution broke out, are only a half hour to the west of Boston. Battle Green in Lexington is where men first shed blood in the colony's struggle against Britain. Concord shares in the revolutionary heritage but also contains the more serene Orchard House of Louisa May Alcott, Author's Ridge in Sleepy Hollow Cemetery, and Walden Pond--

the site of Thoreau's famous cabin.

**Marblehead and Salem:** Out on Boston's North Shore, Marblehead is a yachting capital and sailor's paradise. Hanging in the Town Hall is the original painting of "The Spirit of '76". Salem is best known for its grisly executions of witches in the late 17th century, but also is host to the birthplace of Nathaniel Hawthorne and the House of Seven Gables.

**Gloucester:** At Gloucester you are approaching Cape Ann, the furthest point on the North Shore. The famous statue of the Gloucester Fisherman overlooks the ocean, a memorial to fishermen lost at sea. The coastal scenery is unsurpassed.

**Plymouth:** Thirty nine miles south of Boston is Plymouth, where the Pilgrims landed in 1620. Historic Plymouth Rock is here along with the Mayflower II, a full scale replica of the vessel that carried the Pilgrims to the New World. A little further south is Plymouth Plantation, a reconstruction of the Pilgrims' village as it appeared in 1627.

**New Bedford:** This old whaling town remains true to the sea. The large Portuguese community continues to fish for a living. The Whaling Museum features original whale boats, harpoons, and exhibits that stir memories of Ahab and the White Whale.

**Cape Cod:** Fifty seven miles south of Boston is a flat, narrow, sandy, elbow-shaped peninsula affectionately known as "the Cape". An area unspoiled by industry and almost entirely residential that caters to the tourist. Carouse in crowded Hyannis or stroll stretches of beach near Provincetown in near solitude. From the Cape you can cruise to Martha's Vineyard or Nantucket.

# ELECTRO'92 BOSTON

Focusing on the needs of design engineers, *Electro/92* will offer more than 60 technical sessions and 800 exhibits. Technical courses and management seminars round out the program.

Dave Pryce, Technical Editor

THE CITY OF BOSTON, noted for its cultural and historical attractions, will host *Electro/92* on May 12, 13, and 14. This year, all *Electro* events will be held at the Hynes Convention Center, which is located on Boylston Street adjacent to the Prudential Center in downtown Boston.

The theme of *Electro/92* is "New Directions in High-Tech Innovation." In keeping with this theme, and in response to the increasing significance of software innovation, this year's show will feature several sessions on software in engineering. You'll be exposed to the

most current software programs and methods, and be able to meet the experts at the forefront of software development.

Helping to kick off *Electro/92* will be Jim P. Manzi, president and CEO of Lotus Development Corp. Manzi will deliver the keynote address, entitled "Networks and Mobile Users: Personal Computing in the 90s." The keynote program will take place at a luncheon at noon, Tuesday, May 12, in the Hynes Convention Center. Tickets are \$25.

Following the keynote luncheon, IEEE life members are invited to attend the seminar on

"The Father of Radio: E H Armstrong." Professor William Siebert, Ford Professor of Engineering at MIT, will deliver the talk at 2:30 pm in the Hynes Convention Center.

In addition to the focus on software engineering, Electro/92 includes more than 50 other technical

sessions (see table). The categories for these sessions are

- Concurrent-engineering methodologies
- Concurrent-engineering technology
- Semiconductor-device technology
- Manufacturing, quality, and reliability

- Engineering and technical education
- Going international
- Current topics.

Complementing the technical sessions are several conferences, technical short courses, and management seminars. An all-industry

### Electro/92 technical-session schedule

Day/time	Concurrent-engineering methodologies	Concurrent-engineering technologies	Semiconductor device technology	Manufacturing, quality, and reliability	Software engineering	Engineering and technical education
<b>Tuesday May 12, 1992</b> 9:15 am to 11 am		<b>Session 1</b> New trends and techniques in system-level verification	<b>Session 2</b> Model availability and how we achieve it	<b>Session 3</b> Total-quality-management trends	<b>Session 4</b> A re-engineering process for large software systems	<b>Session 5</b> Competitive engineering methodology
1 pm to 2:45 pm	<b>Session 8</b> Expert-system development and application	<b>Session 9</b> TCAD for total quality control	<b>Session 10</b> Modern solid-state microwave design	<b>Session 11</b> Customer-driven product design	<b>Session 12</b> Software-engineering process trends and overviews	<b>Session 13</b> Restructuring the engineering resource for the 21st century
3:15 pm to 5 pm	<b>Session 16</b> Knowledge-based engineering/expert systems	<b>Session 17</b> Impact of integrated-component information management	<b>Session 18</b> Building design-for-test into your ASICs	<b>Session 19</b> Supportability-assessment systems and model-development environments	<b>Session 20</b> Software reliability engineering	<b>Session 21</b> Systems for keeping world-class engineers up to date
<b>Wednesday May 13, 1992</b> 9:15 am to 11 am	<b>Session 24</b> Product data sharing using STEP	<b>Session 25</b> Innovations in CAD for electromechanical design	<b>Session 26</b> FPGAs—Where is the industry going?	<b>Session 27</b> Design-to-cost	<b>Session 28</b> Object-oriented design	<b>Session 29</b> Education for total quality management
1 pm to 2:45 pm	<b>Session 32</b> ECAD frameworks: standardization in the marketplace	<b>Session 33</b> PC-board technology trends	<b>Session 34</b> FPGA design technology enhances design productivity	<b>Session 35</b> SMT processing	<b>Session 36</b> Software development and applications using object-oriented and other technologies	<b>Session 37</b> Software education for open systems
3:15 pm to 5 pm	<b>Session 40</b> Improving the design process—the best of theory and practice	<b>Session 41</b> Computer-aided-design tools for solid-state-device development	<b>Session 42</b> Programmable architectures	<b>Session 43</b> An approach to building distributed applications on the plant floor	<b>Session 44</b> Software re-use issues	<b>Session 45</b> Career planning for the 1990s
<b>Thursday May 14, 1992</b> 9:15 am to 11 am	<b>Session 48</b> Managing concept-to-commercialization cycle time: opportunities and expectations	<b>Session 49</b> Concurrent engineering in ASIC design	<b>Session 50</b> Multichip modules	<div style="border: 1px solid black; padding: 5px; width: fit-content; margin: auto;">                     Admission to technical sessions and exhibits is complimentary.                      *Sessions 7 and 39 require special registration.                 </div>		
1 pm to 2:45 pm	<b>Session 53</b> Concurrent engineering	<b>Session 54</b> Current issues in thermal management	<b>Session 55</b> Cache-memory design: what's new?			
3:15 pm to 5 pm			<b>Session 58</b> Specialty memory: applications and innovations			

conference, titled "How the North-east Can Grow in the World Marketplace," will be held Tuesday, May 12, from 9:15 to 11:00 am. Tickets are \$20. A purchasing conference, titled "Teambuilding: The Ultimate Vendor," will be held Wednesday, May 13, from 1:00 to

2:45 pm. Again, tickets are \$20.

The technical short courses include full-day seminars on such topics as programming with the X-Window system, the Demeter method for object-oriented design, surface-mount technology, use of Spice for modern analog simulation, and concurrent engineering. The cost of these technical courses ranges from \$300 to \$400.

The management seminars feature idea-generating topics such as project management, doing business with the Japanese, and prepar-

ing and delivering effective presentations. These seminars cost \$300 each. The technical short courses and the management seminars will be held on Monday, May 11, from 9 am to 5 pm.

### Exhibits abound

Engineers attend Electro as much for the diverse exhibits as for the technical sessions and other programs. Perhaps nowhere else can an engineer gain as much knowledge of available products as in the aisles of these exhibits.

	Going international	Current topics
	<b>Session 6</b> Global engineering	<b>Session 7*</b> All-industry conference
	<b>Session 14</b> Government support to international trade	<b>Session 15</b> Super glue: high-speed logic for the 1990s
	<b>Session 22</b> European perspective: overview of Europe on becoming a single market	<b>Session 23</b> Current topics in medical electronics
	<b>Session 30</b> Avoiding legal landmines in global marketing strategies	<b>Session 31</b> Getting started: the right steps in starting and growing your own high-tech company
	<b>Session 38</b> Third-world manufacturing	<b>Session 39*</b> Purchasing conference
	<b>Session 46</b> International finance	<b>Session 47</b> Marketing in Asia
	<b>Session 51</b> Specs and standards go international	<b>Session 52</b> Recent developments in high-performance storage batteries
	<b>Session 56</b> Forming international relationships	<b>Session 57</b> Energy management from utility to customer
	<b>Session 59</b> The use of on-line resources for scientific, technical, and marketing research	

### Traveling to Electro

The site of this year's Electro show is the Hynes Convention Center, located at 900 Boylston Street adjacent to the Prudential Center in the Back Bay section of Boston.

From the west, you can reach the Convention Center by taking the Massachusetts Turnpike (Route 90) to the Prudential Center exit.

From Logan Airport and points north, take Route 93, which runs north and south through Boston, to the Storrow Dr exit at Copley Square. Turn right on Beacon St, left on Massachusetts Ave, and left on Boylston St.

From the south or east, take the Southeast Expressway (Route 93/3) to the Massachusetts Ave exit. Continue on Massachusetts Ave to Boylston St.

### Park 'n ride locations

To avoid the rush-hour traffic and to address the limited parking available in downtown Boston, four park-and-ride locations will operate Tuesday through Thursday, May 12 to 14. You can park in one of three suburban locations and take the free Electro shuttle to the Hynes Convention Center.

The shuttle location for the north is the Showcase Cinema in Woburn; for the west, Shoppers World in Framingham; and for the south, the Showcase Cinema in Dedham.

Shuttle buses will leave at 20-minute intervals from 7:40 to 9:00 am and return from the Convention Center from 4:00 to 5:30 pm on Tuesday and Wednesday and 3:00 to 4:30 pm on Thursday.

### Bayside parking

"In-town" parking will be available at the Bayside Expo Center in Boston. The cost to park will be \$5. Shuttle service to the Hynes Convention Center will run from 8:30 am to 5:30 pm and will operate at 20-minute intervals most of the day.

You can reach Bayside from the north or south by taking exit 15 from Route 93/3. From the west, take the Massachusetts Turnpike east until it merges with the Fitzgerald Expressway and Route 93 in Boston; follow the signs to Route 93 South.

**AVOCET SYSTEMS, INC.**

Intel 8051 8048 8085 8096	<p><b>C and Pascal Compilers</b></p> <p><b>Simulators</b></p> <p><b>Assemblers</b></p> <p><b>In-Circuit Emulators</b></p> <p><b>EPROM Programmers</b></p>	Motorola 680x0 68300 68HC11 6800 6801 6802 6803 6804 6805 6809
Hitachi 64180 H8		Zilog Z8 Z80 Z180
Western 65816		TI 32010 32020
Rockwell 6500 6502		
RCA 1802		

**The Source For Quality Embedded-System Tools**

120 Union Street, P.O. Box 490, Rockport, ME 04856  
 In Maine, or outside U.S., call (207) 236-9055  
 TLX: 467210 Avocet CI • FAX: (207) 236-6713 **Call today: 1-800-448-8500**

CIRCLE NO. 9

Nearly 400 manufacturers will display products ranging from components, hardware, and semiconductors to CAD/CAE tools, test equipment, power supplies, and production equipment.

Exhibits will be open from 9 am to 5 pm on Tuesday and Wednesday (May 12 and 13), and from 9 am to 4 pm on Thursday, May 14. Registration at the door is \$5 for IEEE members and \$10 for nonmembers. However, if you bring a complimentary registration form with you to Electro, you'll receive free admission to the show. Registration will be located on the second floor of the Hynes Convention Center.

Digital Equipment Corp has invited Electro/92 attendees to DECWorld '92, which is being held at Boston's World Trade Center from April 27 through May 15. DECWorld will present a line-up of personal computing and supercomputing products. The exhibits will highlight new services and business practices and will feature advanced business applications available from DEC and hundreds of its business partners.

Electro attendees will be able to register for specially scheduled tours at the DECWorld booth in the Hynes Convention Center. Bus transportation will be available between the Hynes Center and the World Trade Center.

With its wealth of historical attractions and its notably good food and entertainment, Boston is always a favorite spot for Electro visitors. After a full day of attending technical sessions and visiting the exhibits, you can relax and enjoy the best that the city has to offer. **EDN**

*Dave Pryce, Technical Editor, can be reached at (617) 558-4326; FAX (617) 558-4470.*

Article Interest Quotient  
(Circle One)

High 470 Medium 471 Low 472

EDN's Electro/92 Supplement

**Zenith's ZPS-45**

**BIG 45 watt universal input power supply in a small 3" x 5" size**

Who said big things don't come in small packages? The ZPS-45 with universal input gives you increased power density in a miniature 3" x 5" footprint — with no minimum load requirements.

Available for new systems design and replacement, the triple output ZPS-45 automatically operates from any continuous AC voltage between 90 and 265 VAC or DC voltage between 120-364 VDC. Choose the ZPS-45 with +5V output, in either the ± 12V or the ± 15V version, open-frame or enclosed configuration. It's designed to meet rigid international safety and EMI standards: UL, CSA, IEC and VDE/B. And it's backed by a one year warranty from Zenith — a leading worldwide OEM supplier with over 70 years of electronics experience.

Zenith Model	Maximum Output Power (Watts)	Main Output		2nd Output		3rd Output	
		Volts DC (Nominal)	Amps (Min/Max) (PK 7.0)	Volts DC (Nominal)	Amps (Min/Max) (PK 3.0)	Volts DC (Nominal)	Amps (Min/Max) (PK 2.0)
ZPS-45	45	+ 5.0	0.0/5.0 PK 7.0	+ 12.0	0.0/2.0 PK 3.0	- 12.0	0.0/0.7
ZPS-45-15	45	+ 5.0	0.0/5.0 PK 7.0	+ 15.0	0.0/1.5 PK 2.0	- 15.0	0.0/0.7

*At Zenith, the quality goes in before the name goes on!*<sup>®</sup>

**ZENITH** magnetics


1000 Milwaukee Avenue  
Glenview, IL 60025-2493  
Fax: (708) 391-7078  
U.S. and International Stocking Distributors

**For more information call:  
1-800-827-8720**

★ ★ ★ ★ ★ ★ ★ ★ ★ ★  
Inquire about the ZPS-30 — our 30 watt triple output 3" x 5" power supply.

CIRCLE NO. 10





# DIGITAL STEP ATTENUATORS

up to 35dB  
10 to 1000MHz

FROM **\$59.95**

TOAT-R512 ZFAT-R512 Accuracy (dB) (+/-dB)	TOAT-124 ZFAT-124 Accuracy (dB) (+/-dB)	TOAT-3610 ZFAT-3610 Accuracy (dB) (+/-dB)	TOAT-4816 ZFAT-4816 Accuracy (dB) (+/-dB)	TOAT-51020 ZFAT-51020 Accuracy (dB) (+/-dB)
<b>0.5</b> <b>0.12</b>	<b>1.0</b> <b>0.2</b>	<b>3.0</b> <b>0.3</b>	<b>4.0</b> <b>0.3</b>	<b>5.0</b> <b>0.3</b>
<b>1.0</b> <b>0.2</b>	<b>2.0</b> <b>0.2</b>	<b>6.0</b> <b>0.3</b>	<b>8.0</b> <b>0.3</b>	<b>10.0</b> <b>0.3</b>
1.5 0.32	3.0 0.4	9.0 0.6	12.0 0.6	15.0 0.6
<b>2.0</b> <b>0.2</b>	<b>4.0</b> <b>0.3</b>	<b>10.0</b> <b>0.3</b>	<b>16.0</b> <b>0.5</b>	<b>20.0</b> <b>0.4</b>
2.5 0.32	5.0 0.5	13.0 0.6	20.0 0.8	25.0 0.7
3.0 0.4	6.0 0.5	16.0 0.6	24.0 0.8	30.0 0.7
3.5 0.52	7.0 0.7	19.0 0.9	28.0 1.1	35.0 1.0

Price \$ (1-9 qty) TOAT \$59.95/ZFAT \$89.95  
bold faced values are individual elements in the units

Finally...precision attenuation accurate over 10 to 1000MHz and -55°C to +100°C. Standard and custom models are available in the TOAT(pin)- and ZFAT(SMA)-series, each with 3 discrete attenuators switchable to provide 7 discrete and accurate attenuation levels.

The 50-ohm components perform with 6µsec switching speed and can handle power levels typically to +15dBm. Rugged hermetically-sealed TO-8 units and SMA connector versions can withstand the strenuous shock, vibration, and temperature stresses of MIL requirements. TOAT pin models are priced at only \$59.95 (1-9 qty); ZFAT SMA versions are \$89.95 (1-9 qty).

Take advantage of this striking price/performance breakthrough to stimulate new applications as you implement present designs and plan future systems. All units are available for immediate delivery, with a one-yr. guarantee, and three-sigma unit-to-unit repeatability.

finding new ways ...  
setting higher standards

**Mini-Circuits**™



WE ACCEPT AMERICAN EXPRESS AND VISA

P.O. Box 350166, Brooklyn, New York 11235-0003 (718) 934-4500 Fax (718) 332-4661  
DISTRIBUTION CENTERS/NORTH AMERICA 800-654-7949 • 417-335-5935 Fax 417-335-5945 EUROPE 44-252-835094 Fax 44-252-837010

For detailed specs and computer-automated performance data (CAPD), refer to Thomas Register Vol. 23, MicroWaves Product Directory, EEM, or Mini-Circuits' 718-pg Handbook.

CIRCLE NO. 48

# No Matter What The Application...




## With Piher Controls, You Won't Be Left Out In The Cold

Piher quality (winner of the prestigious Ford Q-1 award), versatility and fast efficient response to your inquiries puts you in control with these potentiometers. **Model PC16** is completely insulated and is available in a wide variety of mounting configurations. Its dust proof case is made from autoextinguishable plastic and is dust and solvent resistant. Up to 4 PC16s may be ganged; if required, switches can be incorporated in the assembly. These controls have wide application including industrial and electronic test equipment, lighting and audio circuitry. All configurations are custom made.


Models **T16** and **T21** are control potentiometers with outstanding mechanical and electrical properties. Each comes in a wide variety of types and with an impressive range of options for essentially any design application. Both may be ganged and are available with switches. The **T16** comes in carbon only while the **T21** is offered in cermet. The **T21** has higher wattage ratings, higher temperature coefficients and more versatile mounting characteristics. And with **Piher's** high level of technical and customer service, you won't be left "out in the cold".

High quality...wide application...rapid quantity delivery and price competitive. **You're** in control with the *new* Piher.

### Other Piher Products...




Slide Potentiometers



Modular Potentiometers



Trimmer Series




Wirewound Resistors

# PIHER

A **M MEGGITT** Co.  
ELECTRONICS

903 Feehanville Drive  
Mount Prospect, IL 60056  
In Illinois: (708) 390-6680  
Fax: (708) 390-9866  
Toll Free: (800) 323-6693



## Lighted Pushbutton Switches

The Series 584 lighted pushbutton switches includes an extended-capsule model that provides a 75° cone of vision. Other models are a rod-mount model that permits gang-mounting into small panel openings and a termination system that permits easy assembly and disassembly of wires. The 5/8-in. switches and indicators have an 8A rating. Matrix-mount switches accept poke-home terminals conforming to the MIL-C-39029/57-354 standard. Options include RFI/EMI protection, drip- or slash-proof seals, switch guards, and spacers for light-plate thicknesses. \$95 to \$285 (1000).

**Eaton Corp, Aerospace and Commercial Controls Div, 4201 N 27th St, Milwaukee, WI 53216. Phone (414) 449-7326. Booths 2233 and 2235. Circle No. 400**

## Fine-Pitch Sockets


The Socket/Adapter System lets you temporarily surface mount a quad flatpack (QFP) on a pc board. The lower portion of the socket surface mounts to a footprint pattern of the QFP via a gull-wing lead frame. The upper portion of the socket, which houses the QFP device, connects to the lower assembly. When the QFP device no longer requires a socket, you can surface mount the device directly to the board without redesign costs. The unit accepts any QFP having lead pitches of 0.025 in. or less. Units are available for 100-, 128-,

132-, 164-, 196-, and 208-pin devices. 100-pin unit, \$272.

**Advanced Interconnections Corp, 5 Energy Way, West Warwick, RI 02893. Phone (401) 823-5200. FAX (401) 823-8723. Booths 3412 and 3414. Circle No. 401**

## In-Circuit Emulator

The Emul16/300-PC is an in-circuit emulator for Motorola's 16-bit 68HC16 and 32-bit 68300  $\mu$ Cs. The emulator consists of an ISA bus plug-in board, a 5-ft twisted-pair ribbon cable, a pod board, and an optional trace board. The software runs under Windows 3.0, which lets



you monitor several functions at the same time. For example, you could link the contents of a shadow-RAM to an Excel cell while the emulator is running at full speed. The emulator provides real-time emulation at 16.78 MHz. The pod board has 256 kbytes of emulation RAM, and the ISA bus board has 1 Mbyte of shadow RAM that writes to both external and internal memory at full speed. \$1995.

**Nohau Corp, 51 E Campbell Ave, Campbell, CA 95008. Phone (408) 866-1820. FAX (408) 378-7869. Booths 5403 and 5405. Circle No. 402**

## Universal Programmer


You can use the BP-1200 universal programmer to program EPROMs, EEPROMs, bipolar PROMs, PLDs, and all microcontrollers. The unit can change the voltage on any pin,

which eliminates the need for DACs. The programmer weighs less than 6 lbs and measures 9.56 x 6.75 x 3 in. You can choose among versions with 32-, 40-, or 48-pin driver cards; all versions come with a 48-pin ZIF DIP IC socket. The universal SMT-84 surface-mount socket accepts 20- to 84-pin plastic leaded chip carriers and small-outline packages. BP-1200/32, \$2500; BP-1200/40, \$3000; BP-1200/48, \$3500. SMT-84 surface-mount socket, \$750; individual plastic-leaded-chip-carrier sockets, \$90.

**BP Microsystems Inc, 10681 Haddington Dr, Houston, TX 77043. Phone (800) 225-2102; (713) 461-9430. Booth 1106. Circle No. 403**


## Switching Power Supply

The ZPS-45 switching power supply operates with a single-phase 85 to 265V ac or 120 to 364V dc input voltage. The unit provides 40W max using convection cooling and 45W max using air-flow cooling. The triple-output unit supplies 5V dc at 5A; 12V dc at 2A; and -12V dc at 0.7A. The 5V output has a



$\pm 3\%$  load regulation. The  $\pm 12V$  outputs have  $\pm 5\%$  load regulation. The supply resides on a 3 x 5-in. pc board and has a 1.25-in. profile. The supply meets FCC Part 15J Class B and VDE 0871/B EMI emission standards and has a 100,000 MTBF. \$55.

**Zenith Magnetics, 1000 Milwaukee Ave, Glenview, IL 60025. Phone (708) 391-8510. FAX (708) 391-7078. Booths 1101 to 1105. Circle No. 404**



## PGA Sockets

The Series MD cold-formed pin-grid-array (PGA) sockets come in five grid sizes ranging from  $11 \times 11$  to  $17 \times 17$  pins. The sockets have 68 to 168 pins. Seamless BeCu contacts require a typical insertion force of 1.5 oz. Molded standoffs and a liquid-crystal-polymer insulator allow vapor-phase or IR soldering. A cold-form sleeve prevents solder wicks from forming in the contact area. Features include 10-m $\Omega$  contact resistance, 3A contact rating, 2-pF contact-to-contact capacitance,  $1 \times 10^6$ -M $\Omega$  insulation resistance, 1000V ac (rms) dielectric withstanding voltage, and a  $-55$  to  $+125^\circ\text{C}$  operating temperature range. \$0.01 to \$0.018 (OEM).

**Marc Eyelet Inc, 63 Wakelee Rd, Wolcott, CT 06716. Phone (203) 756-8847. FAX (203) 755-9410. Booth 4318. Circle No. 405**

## CAD Software


The HiWire II Version 2.2 electronic CAD package lets you do schematic capture and circuit-board design. A menu-driven executive program automatically organizes projects and files. A graphical editor uses a single pull-down menu, which contains frequently used commands. You can draw schematics and circuit-board drawings having as many as 200 ICs within the 640-kbyte MS-DOS limit. In addition, the editor supports 32 Mbytes of expanded memory and 15 Mbytes of extended memory for more complex designs. The drawing grid can

be in inch or millimeter scales. A utility for rubber bands and rats nests simplifies both editing and placement. Two autorouters feature 1-mil resolution and support buried and through-hole vias. From \$995 to \$2395.

**Wintek Corp, 1801 South St, Lafayette, IN 47904. Phone (800) 742-6809; (317) 742-8428. FAX (317) 448-4823. TLX 709079. Booth 1216. Circle No. 406**


## Terminal Strips

The company has expanded its line of 0.05-in. microconnectors to include headers having variable post and body heights. The MTMS Series lets you order custom post heights without long lead times or minimum orders. The 0.05  $\times$  0.10-in. centerline terminal strip is available with post heights ranging from 0.10 to 0.605 in. in 0.005-in. increments. The terminal strips come in single or double rows having as many as 50 positions/row. The DWM Series provides flexibility in board stacking. The 0.05  $\times$  0.10-in. terminals permit board spacings of 0.38 to



0.92 in. when they mate with the company's SLM and SMS Series socket strips. Plating options and a variety of lead styles are available for both series. MTMS and DWM Series, from \$0.028 and \$0.031 per pin, respectively.

**Samtec Inc, Box 1147, New Albany, IN 47151. Phone (800) 726-8329. FAX (812) 948-5047. Booth 3322. Circle No. 407**



## Surface-Mount LEDs

The SMT LEDs are a line of T-1 and T-1 3/4 surface-mount LEDs. The LEDs are available in five colors—red, green, amber, yellow, and blue. Bicolor (red/green) LEDs are also available. The units withstand IR and vapor-phase mounting and have standoffs to ease cleaning solder flux. The LEDs mount at right angles to the board and have built-in resistors for 5 or 12V operation. A black-molded housing meets the UL 94V-0 rating. Solder-coated terminals employ a self-aligning 6-point attachment to ensure electrical and mechanical integrity. The units come in antistatic tape and reel packages that conform to EIA 481 specifications. From \$0.78 (1000).

**Industrial Devices Inc, 260 Railroad Ave, Hackensack, NJ 07601. Phone (201) 489-8989. FAX (201) 489-6911. Booth 1430. Circle No. 408**

## Arc Suppression Networks

The Type LNEM metalized-polyester suppression network suits arc-suppression and snubber applications. The network provides a series-connected capacitor and resistor in a single component. Laser-produced patterns create 60 to 1000 $\Omega$  resistors that dissipate 0.5 to 2W. Capacitance is 0.1 or 0.5  $\mu\text{F}$  ( $\pm 20\%$ ), rated for 600V dc or 250V ac. The unit has been tested to withstand one billion 330V peak-to-peak pulses. The axial-lead networks are available in bulk quanti-



© 1991 Brooktree Corporation.

## Just What Your Customers Need, Another Outlet For Their Creativity.



What's in? Video Out. Putting video to a VCR and displaying video on a composite monitor are the newest capabilities every computer will need to compete in the Multimedia Age.

Now you're just a single chip away from adding Video Out to your very next computer design. Introducing Bt858, a monolithic digital device that packs in a board full of analog circuitry and puts out studio quality composite video.

EDN's Electro/92 Supplement

Bt858 is a tweakless all-digital chip that bridges the video gap between RGB computers and composite or S-VHS outputs in the NTSC/PAL formats. It accepts multi-format digital inputs from 24, 16 or 15-bit RGB, 24 and 16-bit YCrCb and 8-bit VGA.

And because it has a programmable clock rate it adjusts for the 1:1 square pixels in computers and 4:3 rectangular pixels on TV without distortion.

Bt858 gives your system an image quality advantage, too. Studio quality output is a step

above tape decks and TV monitors so images always look "first generation."

You've read the book. Now see the picture. Call **1-800-VIDEO IC** and we'll send you "The Ins and Outs of Video Out," a revealing presentation of Bt858's capabilities.

That's all folks.

Brooktree Corporation, 9950 Barnes Canyon Road, San Diego, CA 92121, (619) 452-7580, FAX (619) 452-7294

# Brooktree®

CIRCLE NO. 52

ties or tape and reel packages for automatic insertion. 0.1  $\mu$ F, 600V dc, 100 $\Omega$ , 0.5W unit; \$0.58 (1000).

**Aerovox, 742 Belleville Ave, New Bedford, MA 02745. Phone (508) 999-1000. FAX (508) 990-8696. Booth 2221. Circle No. 409**



## Optical Rotary Encoder

The Series 61 optically coupled rotary-encoder switch provides two quadrature encoded output signals. The switch produces the output signals by interrupting a light beam or allowing light to fall on a pair of phototransistors. Because there are no metal-to-metal contacts, the switch's rated lifetime is one million cycles of operation. An integral pushbutton switch lets you set the 2-bit output code for a desired setting. \$10.50 (100).

**Grayhill Inc, 561 Hillgrove Ave, LaGrange, IL 60525. Phone (708) 354-1040. FAX (708) 354-2820. Booths 3504 and 3506. Circle No. 410**

## Switching Power Supplies


The MSC Series includes 350, 400, and 750W triple-output and a 400W dual-output switching power supplies. The supplies power multiple synchronous disk-drive systems. Each supply can maintain 1% regu-

lation on the 12V line when powering as many as 16 disk drives. The 350 and 400W triple-output units deliver 35A from a primary 5V output and 26A peak from secondary  $\pm$ 12V outputs. The 750W unit delivers 120A from 5V, 27A from 12V, and 6A from -12V. The 400W dual-output unit has input and output connectors instead of standard barrier strips. The dual-output unit delivers 20A at 5V and 25A from 12V. An autorange option automatically selects a 115 or 230V ac range. \$300 to \$500.

**Todd Products Corp, 50 Emjay Blvd, Brentwood, NY 11717. Phone (800) 223-8633; (516) 231-3366. FAX (516) 231-3473. Booths 5308 and 5310. Circle No. 411**


## DIN Enclosures

The E Series DIN-standard enclosures are available in a black wrinkle-finish powder coat. The enclosures are made from extruded aluminum shapes that lock together to create rectangular or square enclosures of any length. Standard units are 6- or 8-in. deep and have integral grooves that are 0.08-in. wide on



0.2-in. centers. The spacing lets you mount boards vertically or horizontally. Side bars lock the units in a panel. The enclosures have a PVC vinyl-coated tilt handle. A 44 $\times$ 91-mm, 6-in.-deep case, \$16.05 (25).

**Buckeye Stamping, 555 Marion Rd, Columbus, OH 43207. Phone (614) 445-8433. Booths 4404 and 4406. Circle No. 412**



## PGA Cooling Modules


The Thermalloy Cooling Modules consist of a pin-fin heat sink and a brushless dc fan. The five standard modules cool Intel's i486, i860, i960, Advanced Micro Devices' Am29000, and Motorola's 68040  $\mu$ Ps. The units also fit on pin-grid arrays (PGAs) having 15 $\times$ 15, 17 $\times$ 17, 18 $\times$ 18, or 21 $\times$ 21 pins. You can select a 5 or 12V fan for the module. Cooling with a 5V fan is 5 to 9 times more efficient than natural convection cooling and 2.7 times more efficient than forced-air convection at a 400 ft/min (fpm) linear airflow. For example, a module for a 17 $\times$ 17-pin PGA has a thermal resistance of 1.4 $^{\circ}$ C/W as compared with 10 $^{\circ}$ C/W for natural convection cooling and 3.9 $^{\circ}$ C/W for 400-fpm forced-air cooling. \$13.24 (500).

**Thermalloy Inc, Box 810839, Dallas, TX 75381. Phone (214) 243-4321. FAX (214) 241-4656. TLX 203965. Booth 5136. Circle No. 413**

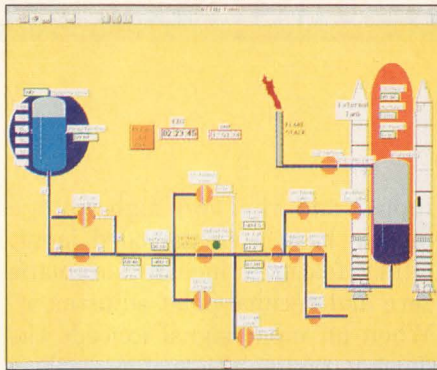
## Impact Printers

The TG and TXG Series impact printers come in an injection-molded housing having a 7.8 $\times$ 6-in. footprint. The nine models provide a range of 24 to 42 print columns and have an RS-232C, RS-422, or Centronics parallel port. The 24-column model prints 144 dots/line; the 42-column model prints 252 dots/line. An input buffer and bit-image graphics are standard on all models. The TXG Series has a 6912-character input buffer, and the TG Series has a 2048-character input buffer. The units operate from a


Data Acquisition Boards



LabVIEW®




Training




DSP Hardware & Software




VXI Controllers



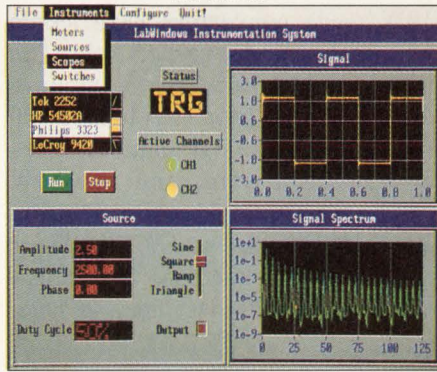
IEEE-488.2 Interfaces



Signal Conditioning




LabWindows®



GPIO Support Products



# MORE CHOICES, MORE ANSWERS for data acquisition and instrument control



**FREE CATALOG**

In the complex world of data acquisition and instrument control, National Instruments gives you choices. With our diverse range of products, you can choose the type of instrumentation you want to use, how to analyze your data to extract meaningful information, and how to present your data so that it makes sense. These choices give you more than a single answer to your application needs.

one of our application engineers. He or she will help you find the answers to your specific data acquisition and instrument control problems.



6504 Bridge Point Parkway  
Austin, TX 78730-5039  
Tel: (512) 794-0100  
(800) 433-3488 (U.S. and Canada)  
Fax: (512) 794-8411

To find out more about your choices, call for our free catalog. Or, better yet, speak with

Branch Offices: Australia 03 879 9422, Belgium 02 757 00 20, Denmark 45 76 73 22, France 1 48 65 33 70, Germany 089 714 50 93, Italy 02 48301892, Japan 03 3788 1921  
Netherlands 01720 45761, Norway 03 846866, Spain 91 896 0675, Sweden 08 98 49 70, Switzerland 056 45 58 80, U.K. 0635 523545

Product names are trademarks of their respective manufacturers. Company names listed are trademarks or trade names of their respective companies.

See us in Booth #2201


© Copyright 1992 National Instruments Corporation. All rights reserved.

**CIRCLE NO. 53**

120V ac wall-mount power supply; a 12V dc power input is available as an option at no extra cost. Options for the TG series include one or two cash-drawer drivers for point-of-sale applications. From \$177 (100). Delivery, 8 to 10 weeks ARO.

**Telpar Inc, Box 796, Addison, TX 75001. Phone (214) 233-6631. FAX (214) 233-8947. Booth 2308.**

**Circle No. 414**



## Aluminum Capacitor

A line of low-leakage, radial-lead, aluminum capacitors offers an alternative to tantalum capacitors. The devices feature a 0.1- to 1000- $\mu$ F capacitance range, a working voltage range of 10 to 50V dc, a minimum leakage current of 0.4  $\mu$ A; an operating temperature range of  $-40^{\circ}\text{C}$  to  $+85^{\circ}\text{C}$ ; and a storage temperature range of  $-55^{\circ}\text{C}$  to  $+85^{\circ}\text{C}$ . Standard capacitance tolerance is  $\pm 20\%$ ;  $\pm 10\%$  tolerance is optional. From \$0.04 (1000).

**Illinois Capacitor Inc, 3757 W Touhy Ave, Lincolnwood, IL 60645. Phone (708) 675-1760. FAX (708) 673-2850. TLX 724361. Booth 4514.**

**Circle No. 415**

## Digital Voltmeter

AP-501 Series digital voltmeters have a  $3\frac{1}{2}$ -digit LED display and a measurement accuracy of 0.1% of the reading or 1 digit at room temperature. The four meters in the series span the measurement range from 200 mV to 200V. The two low-voltage models have a differential


input, and the two high-voltage models have a single-ended input. Other features include automatic zero and decimal-point adjustment. When an input signal exceeds the display range, the meter displays an overrange indicator. The meters measure  $48 \times 96 \times 12.2$  mm and weigh 50 grams. The meter's conversion rate is 2.5 sec. \$71.

**Delco Products Co, 7580 Stage Rd, Buena Park, CA 90621. Phone (800) 257-3526; (714) 521-8673. FAX (714) 739-1507. Booth 4305.**

**Circle No. 416**

## PC-Board AC/DC Converters


The YAS and YAW series 5 and 10W ac/dc converters have single and dual outputs, respectively. The units mount to a pc board and have autoranging inputs that handle 100 to 240V ac. The 5W units measure  $58 \times 45 \times 19.5$  mm, and the 10W units measure  $65 \times 45 \times 21$  mm. Both series come in 5V,  $\pm 12$ V, or  $\pm 15$ V output models. Other features include 20-msec holding time,



47- to 440-Hz frequency range, typical inrush current of 20A for 100V ac inputs and 40A for 200V ac inputs, and automatic recovery from overcurrent operation. The units operate from 0 to  $55^{\circ}\text{C}$ . They can withstand 10g vibration from 10 to 55 Hz and an impact of 50g for 11 msec. \$41 to \$48 (100).

**US Elco Inc, 2930 Scott Blvd, Santa Clara, CA 95054. Phone (800) 888-3526. FAX (408) 980-9754. Booth 1405.**

**Circle No. 417**



## Portable Digital Oscilloscope

The 465 portable digital oscilloscope can simultaneously sample two channels at 200 Msamples/sec, thus providing a 100-MHz signal bandwidth for both channels. The unit has a 2-Gsample/sec equivalent time-sampling rate for repetitive signals. Other features include 8-bit resolution for all input sensitivities, three nonvolatile waveform memories, 400V input protection, and a battery option for field-service applications. The scope conforms to the IEEE-488.2 Standard Commands for Programmable Instruments (SCPI) standard. On-screen cursors facilitate voltage and time measurements, and the automatic setup feature evaluates a signal to optimize scope settings. \$3490.

**Gould Inc, Test and Measurement Group, 8333 Rockside Rd, Valley View, OH 44125. Phone (216) 328-7263. FAX (216) 328-7400. Booth 2303.**

**Circle No. 418**

## Hybrid Switch

The Hybrid Double-Pole Switch consists of two independent switches—a double-break snap-action switch and a solid-state optical switch—that are mechanically linked together. The unit permits simultaneous switching of both high-current and logic-level loads. High-current loads can be as high as 10A; logic-level loads can be microamperes. The switch lets you control three isolated circuits using a single package. The solid-state switch is immune to bounce and



from  
*Noritake*

Express yourself ...  
With VFD Graphic Module flexibility,  
a new world is at your command.



One module that will do the work of several.

*itron* VFD Graphics Module

- Low cost
- Easy, flexible programming
- High visibility, high brightness
- Six models to choose from
- Controller, character generator and RAM on board
- Simultaneous graphic and character overlay

Call or write to see our entire line:

*Noritake*

Los Angeles  
23820 Hawthorne Blvd.  
Suite 100  
Torrance, CA 90505  
Tel. 213-373-6704  
Fax 213-772-3918

Chicago  
2635 Clearbrook Dr.  
Arlington Heights, IL 60005  
Tel. 708-439-9020  
Fax 708-593-2285

Boston  
263 Winn St.  
Suite 1D  
Burlington, MA 01803  
Tel. 617-270-0360  
Fax 617-273-2892

Dallas  
2454 Trade Mart  
Dallas, TX 75207  
Tel. 214-742-9389  
Fax 214-747-5065

Europe  
Frankfurter Strasse 97-99  
6096 Raunheim  
F.R. Germany  
Tel. 06142-43095/96/97  
Fax 06142-22799

CIRCLE NO. 54

contact contamination, and the mechanical switch employs a butterfly configuration. \$10 (1000). Delivery, 12 weeks ARO.

**ITW Switches, 6615 W Irving Park Rd, Chicago, IL 60634. Phone (312) 282-4040. FAX (312) 545-4450. Booth 1228. Circle No. 419**

## Digital Multimeter

The Model 2001 digital multimeter (DMM) has a resolution range of 4½ to 7½ digits. Other features include 18-ppm dc voltage accuracy (90 days); 0.05% ac voltage accuracy; average, rms, and peak ac measurements; frequency measurement to 15 MHz; a 1100V input rating; and a resistance resolution of 1Ω. You can program the DMM's 10-channel scanner to measure different func-




tions on each channel. In addition, the DMM can simultaneously display multiple measurements of the same signal. The DMM can take as many as 45 readings/sec, and you can specify the reading rate. The unit can change ranges and functions in 20 to 150 msec, and the trigger delay is 20 μsec. \$2695.

**Keithley Instruments Inc, 28775 Aurora Rd, Cleveland, OH 44139. Phone (800) 552-1115; (216) 248-0400. FAX (216) 248-6168. Booth 2418. Circle No. 420**

## Vertical Enclosures

Models in the Frugal Frame line of vertical enclosures incorporate top and base cowlings as part of the frame. The enclosures accept most



of the company's accessories, including cooling devices, mounting channels, hardware, shelves, power strips, drawers, writing surfaces, panels, and doors. The enclosures are available in 21- to 78-in. panel heights having 19-in. widths. Depths of 25½ or 30 in. are optional. The enclosures have a textured finish, and panels, doors, and tops are available in a variety of standard colors. A modular design permits series-mounted and multibay configurations. Typical cost for a 61 × 19 × 25½-in. console is \$450 including frame, top panel, side panels, and rear door.

**Amco Engineering Co, 3801 N Rose St, Schiller Park, IL 60176. Phone (800) 833-3156; (708) 671-6670. FAX (708) 671-9469. TWX 910-227-3152. Booths 1415 and 1417. Circle No. 421**

## Spectrum Analyzer


The Model 2610 portable RF spectrum analyzer can operate at 1.0 GHz. The 4.5 × 11.8 × 13.4-in. unit weighs 20 lbs and runs from ac or battery power. For communications measurements, you can select a fixed RF bandwidth of 1 MHz regardless of the scan-width setting. The analyzer has a recharge-

able battery and battery charger as well as a 100-MHz, 80-dBμV calibration signal. The unit has a switch-selectable input impedance that matches either 50 or 75Ω cable. The analyzer comes with a 75Ω input cable, BNC-to-F connector adapter, CRT hood, adjustment tool, spare fuses, and a manual. \$2995.

**B+K Precision, 6770 W Cortland Ave, IL 60635. Phone (312) 889-1448. FAX (312) 794-9740. Booth 2132. Circle No. 422**

## Futurebus+ Products

A line of Futurebus+ floor-standing tower chassis meets Profile A, B, and F specifications. The multilayer 64-bit, 192-pin backplane has three I/O slots. The chassis feature RFI/EMI shielding and come with a fan and power supply. A line of backplanes that meet Profile A, B, and F specifications is also avail-



able. The multilayer, impedance-controlled backplanes have 3 to 14 slots and 192 I/O pins for 64-bit data transfers. The backplanes feature surface-mount terminators, distributed and central arbitration, and 2-mm metric connectors. Chassis, from \$3000. Backplanes, from \$850 for a 3-slot version; \$2150 for a 14-slot version.

**Schroff Inc, 170 Commerce Dr, Warwick, RI 02886. Phone (800) 451-8755; (401) 732-3770. FAX (401) 738-7988. Booth 5424. Circle No. 423**

# All the benefits of a laser printer

A size



DESKTOP CONVENIENCE  
RELIABILITY  
LOW COST  
SHARP, HIGH QUALITY OUTPUT  
FAST PRINTING SPEED  
PLAIN PAPER

C size



## On a much larger scale.



At last. A personal output device that combines the best features of a desktop laser printer with the ability to produce large format drawings. It's called ProTracer — a 360 dpi desktop printer/plotter that produces A, B, as well as C-size output.

ProTracer's speed and quiet operation come from the latest Canon inkjet technology and an Intel i960 processor. Drawings that take up to half an hour to print on a pen plotter take only five minutes on ProTracer!

And, unlike other large format devices, ProTracer isn't limited to plotting. Start with the ProTracer base unit that incorporates resident IBM ProPrinter and Epson LQ-1050 emulations, as well as an ADI plotter driver for AutoCAD users. Then, depending on your needs, choose from a variety of optional accessories includ-

ing HP-GL® and PostScript® language emulation cards.

#### Optional Printer Accessories

HP-GL emulation card	\$399
PostScript language emulation card	\$499
2 MB memory upgrade	\$299
4 MB memory upgrade	\$499
8 MB memory upgrade	\$899
Sheet feeder I (100 sheet)	\$149
Sheet feeder II * (100 sheet)	\$129
PacificTalk (AppleTalk interface module)	\$199

\* Sheet feeder I is required for use

At Pacific Data Products, we're devoted to customer service. We offer a 60-day money back guarantee of satisfaction, one year and optional extended warranties, and free lifetime technical support. Should you require a replacement unit while under warranty, one will be rushed to you immediately to minimize your downtime.

If you'd like to expand your printing and plotting capabilities, call Pacific Data Products at (619) 597-4653, Fax (619) 552-0889.

**PACIFIC DATA**  
PRODUCTS

Pacific Data Products, Inc., 9125 Rehco Road, San Diego, CA 92121. ProTracer is a trademark of Pacific Data Products, Inc. PostScript is a registered trademark of Adobe Systems, Inc. Canon is a registered trademark of Canon, Inc. All other trade names referenced are the trademarks or registered trademarks of the respective manufacturer. Nozzle image courtesy of AutoDesk Inc. Tiger rendering, artist unknown; picture part of public domain. ProTracer uses the latest in high technology innovation including PeerlessPage™, the advanced Imaging Operating System from Peerless. EUROPEAN OFFICES: Geneva Tel (41) 22 41 26 50, Fax (41) 22 41 06 82, France Tel (33) 1 39 23 20 00, Fax (33) 1 39 63 31 20, U.K. Tel (44) 442 231414, Fax (44) 442 23 65 40 © 1992 Pacific Data Products, Inc.

MORNING EDITION

TECHNOLOGY  
INNOVATION  
SECTION

# AMPERE NEWS

## IR 900 And 1200 Volt IGBTs Replace Bipolar.

# Current Events.




It's now official. Bipolar is yesterday's news. IR announces 900v and 1200v IGBTs in TO-3P and TO-220 packages.

They're the more efficient, faster switching, easier-to-design alternative to bipolar.

They're also more rugged, take up less board space, and less budget space. And like their 600v predecessors, they're bound to set new performance standards wherever they're designed in.

For more information



about the new 900v and 1200v TO-3P and TO-220 IGBTs, just phone your local IR rep, or the IR IGBT Marketing Group at 310/640-6534.

Or if you like your news delivered, we'll send you specs and samples.

### International Rectifier

WORLD HEADQUARTERS: 233 KANSAS ST., EL SEGUNDO, CA 90245, U.S.A. (310) 322-3331. FAX (310) 322-3332. TELEX 472-0403. EUROPEAN HEADQUARTERS: HURST GREEN, OXTED, SURREY RH8 9BB, ENGLAND TELEPHONE (0883) 713215, TELEX 95219

CIRCLE NO. 55

## Module-generation tool eases top-down FPGA design

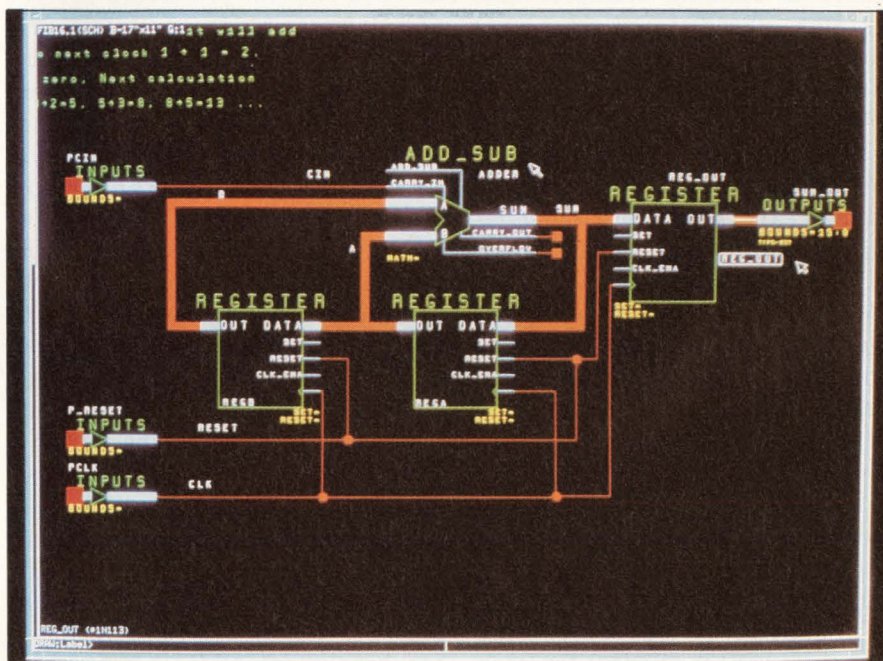
Engineers no longer need to face a Hobson's choice between low-level gate delay or high-level language for FPGA design. With Xilinx's Blox tool, which uses high-level module generation, engineers can define their designs graphically with parameterized functional blocks similar to those in silicon-module or data-path compilers.

Blox comprises 30 logic modules, including adders, subtractors, registers, static RAMs, comparators, multiplexers, accumulators, shift registers, PROMs, bus interfaces, counters, 3-state buffers, and bus functions.

With this tool, you don't need to learn a new front-end tool. Instead, you can continue to use current schematic editors, such as Viewlogic's Viewdraw, Mentor's Neted, Futurenet's Dash, the Cadence editor, and the OrCAD-SDT. Blox accepts netlist entry from these popular editors, and has the ability to specify a design in higher-level, parameterized models.

By simply changing a parameter, a module such as an adder can have its size automatically changed. Thus, modules can be changed from 9 to 10 bits without having to redraw anything. In addition, the tool is "smart"; it can take one parameter size and backtrack to other modules that feed the labeled entity—and change their sizes as well. A single parameter change can scale a design up or down.

The software then converts a generic design to a standard, hierarchical Xilinx netlist file (XNF) and feeds the file to the tool for processing. This design is then synthesized into an FPGA implementation. But



Engineers can define designs at a functional block level using Blox's schematic capture.

unlike most gate-level designs, Blox has the advantage of top-down design information. This grouping of function and location helps to ensure efficient routing.

The Blox tool does the following operations on the netlist:

- Scales data-path widths
- Assigns clock and high fanout signals to buffers
- Assigns master reset signal
- Remaps arithmetic functions to use XC4000 fast-carry logic
- Moves registers/flip-flops to I/O blocks on the chip periphery (these I/O blocks have built-in flip-flops)
- Expands and merges the logic modules.

Blox is built with a rule-based system, which makes it easy to map designs into the underlying RAM-based logic architecture. The soft-

ware has an advantage over the older gate-based mapping: Blox has high-level design knowledge, which aids in mapping the logic into the FPGA architecture.

Engineers no longer have to use pure module-based design; they can mix design representations. The circuit structure and major blocks can be defined graphically. But, control logic, such as state machines, can be defined in a number of ways, such as schematics or equations.

Blox links into the standard Xilinx XACT 4000 development system and costs \$2995 for a PC and \$4995 for a workstation version.

—Ray Weiss

Xilinx Inc, 2100 Logic Dr, San Jose, CA 95124. Phone (408) 559-7778. FAX (408) 559-7114. TWX 510-600-8750.

## In-circuit emulator supports multiprocessing debugging

Debugging software is a major barrier to building multiprocessor systems. Traditional test approaches, such as ICEs, become unaffordable for large numbers of CPUs. However, a Texas Instruments's hardware/software team, the TMS32C40, with on-chip debugging, and the XDS 510 parallel debugger, lets you debug DSP multiprocessing systems.

With the XDS 510 debugger you can control multiple C40s. They can stop and start all or just one processor; halt one or more CPUs with breakpoints; and single-step one or all processors. The processors can be stopped within a few clock steps. Also, you can group and control processors by a defined name. And, executing software can be debugged at the source-code level with a host window for each processor.

Each TMS320C40 has a JTAG (IEEE JTAG 1149.1 test bus) serial port for onboard test and real-time execution control. The JTAG serial port links to an on-chip analysis module and can be used to control the processor. The CPU can be halted, registers and status read or set, breakpoints set, and events monitored. Multiple C40 processors are linked via a JTAG serial link.

The XDS 510 parallel In-System Emulator development system utilizes the C40's JTAG interface to control one or more C40 processors. The emulator runs on a PC. It has a PC half-card, which drops into the PC host bus. A target cable runs from the half-card to an Active Buffer Pod and a short cable that links to an onboard, 14-pin JTAG connector. A full C/assembly source-code debugger also comes as part of the package. The debugger provides a set of interactive win-

dows for each C40 CPU; they allow users to view the processors' source and disassembled code, memory, function call, and a watch window.

The XDS 510 comes with a TMS320C40 C compiler, which has a parallel runtime support library. Library functions support interprocessor communications via the C40's six communication-link ports (each C40 has six ports for point-to-point links with other C40s). Each 8-bit port has a peak throughput of 20 Mbytes/sec. A parallel-processing assembler/linker partitions code between processors. The assembler/linker has directives for mapping program and data code to specific processors.


Each C40 has an on-chip DSP analysis module, which takes on key ICE-like functions. Each module has breakpoint address comparators for program, data, and DMA addresses. Discontinuities—program trace address changes—are saved in a program discontinuity

stack, which holds the from, to, and PC addresses. Also included is an event counter for benchmarking and profiling execution.


Currently, the XDS 510 runs on a PC under OS/2. The development software runs on PCs (DOS, OS/2) and the Apple Macintosh, as well as Sun and DEC workstations.

The company is also fielding a parallel development system (PDS), which integrates four C40s onto a single board. These DSP processors each have no-wait-state 64k×32-bit words or static RAM (SRAM) and 8 kbytes of EPROM. The system also has a shared global memory on a common bus with 128k×32 words of one-wait-state SRAM. A board JTAG connector links in the XDS 510 emulator. The debugger system costs \$8000; the compiler costs \$1500.—**Ray Weiss**


*Texas Instruments, Semiconductor Group, Box 809066, Dallas, TX 75380. Phone (800) 336-5236.*



*You can debug multiple processors via a JTAG serial port on the TMS32C40.*



There's only one  
alternative to quality.



And Cherry has so many quality alternatives.

Success is no longer a matter of knowing the right button to push or switch to choose. Now, it's a matter of engineering entire assemblies and systems. For Cherry, it's *designing for manufacturability*, with capabilities such as solid modeling and finite element analysis. In final production, success means that *every one* of our products is the result of our Total Quality Leadership—so that every one of *your* products starts with the finest control devices. Sure, Cherry provides every switch, sensor and control device shown above (and much, much more), but more important, we have success stories for every one.

Call us now for information on these Cherry success alternatives.

*For specific application success stories, call 1-708-360-3518.*

*For general product information, call 1-708-662-9200.*

Make it the Cherry Best 



**Cherry Electrical Products**  
3600 Sunset Avenue  
Waukegan, IL 60087  
Phone: 708-662-9200  
Facsimile: 708-360-3566

CIRCLE NO. 56

## Microcontroller combines CISC and DSP for low-end voice processing

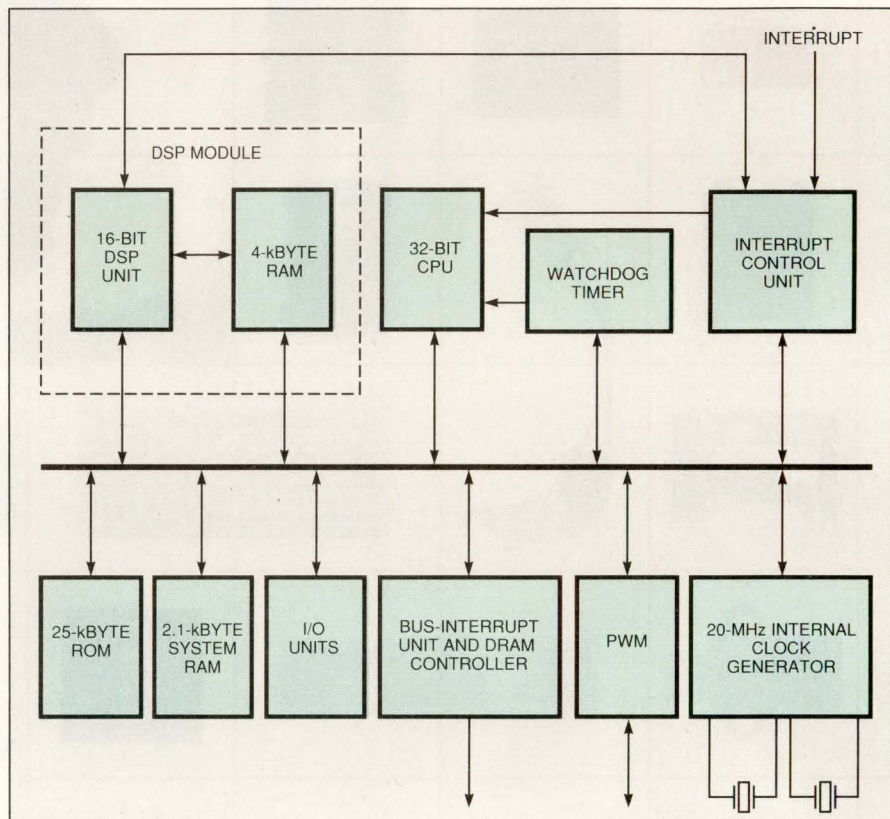
The NS32AM160 microcontroller ( $\mu$ C) is part of a 3-chip set for low-end voice processing. When combined with two chips, an ARAM (audio-quality DRAM that's flawed) and a codec, the  $\mu$ C performs voice processing. It handles voice synthesis, recording, and playback, as well as modem and phone-line processing.

In addition, the company provides application software and algorithms for voice processing. Also available is a set of turnkey answering-machine software. You can modify this generic code to build tailored applications or run it as is for a fast out-of-the-box implementation.

The  $\mu$ C has a dual-processor arrangement. It combines the company's 32-bit embedded CISC- (complex-instruction-set-computer) core processor with a 16-bit DSP processor. In this arrangement, the host 32-bit CISC CPU handles overall system control and I/O, as well as setting up and kicking off DSP. Both processors run at 20 or 25 MHz.

The chip contains a 25-kbyte ROM to hold program and constants and a 2.1-kbyte RAM for dynamic data and code. Off-chip memory can hold processing parameters and data. The DSP processor runs from its own 4-kbyte RAM. However, one on-chip memory space serves both the CISC and DSP processors, allowing data exchanges between the processors. The DSP processor runs as a slave to the host CPU and executes out of on-chip memory.

The DSP module is a pipelined, vector-processing engine. In many ways, it resembles the old-fashioned display-list processors for



The 32AM160 microcontroller controls voice processing by combining a 32-bit CISC CPU with a dedicated DSP module.

vector graphics. The host CPU sets up the initial program and initializes processing by setting a program pointer to nonzero. The DSP module runs the program to completion and then stops, waiting for its next assignment. It can pass data to the host via shared memory, as well as trigger a host interrupt for immediate response. A 16-bit processor, the DSP module provides a simplified instruction set, having 52 instructions. It's a DSP processor that handles complex math calculations.

At 25 MHz, the  $\mu$ C executes an FIR-filter algorithm at 40 nsec/tap and a complex FIR-filter algorithm

at 160 nsec/tap. The chip has a dynamic-RAM controller, a 1-MHz PWM unit, a timer, a watchdog timer, a 4-level interrupt control unit, and 16 bit-programmable I/O lines. For off-chip memory, the  $\mu$ C relies on an 8-bit bus and 11 address lines.

The chip sells for \$17 (10,000) and comes in a 68-pin plastic-leaded-chip-carrier package.—**Ray Weiss**

National Semiconductor Corp,  
Box 58090, Santa Clara, CA 95052.  
Phone (408) 721-5000.



# Not Since You Were a Kid Have You Had So Many Choices.



## Teledyne Components. Power Choices for Power Drivers.

Remember the candy store? Having so much to choose from was the best part of going there.


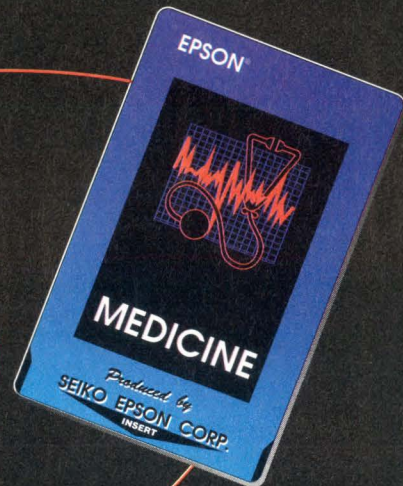



And that's the way it is with Teledyne Components. We have the most extensive product offering in power drivers than any other manufacturer in CMOS technology. We have more than 40 individual devices in our product line; single, dual, quad in pull-up or pull-down configurations. Our specs range from 1.5A to 9A; 15ns to 25ns.

Best of all, whichever Teledyne Components power driver you do choose, you know you are selecting high performance, reliability and the Teledyne name.

For a free information packet describing our power driver choices, call toll free 1-800-888-9966; in California (415) 968-9241 or write Teledyne Components, 1300 Terra Bella Avenue, Mountain View, CA 94039. Choosing power drivers will be like a trip to the candy store!

 **TELEDYNE COMPONENTS**

# EPSON® IC MEMORY CARDS



IC MEMORY CARDS	JEIDA PCMCIA	CARD EDGE
SRAM	16KB to 2MB	8KB to 1MB
OTP ROM	64KB to 2MB	32KB to 1MB
FLASH MEMORY	256KB to 2MB	32KB to 1MB
MASK ROM	256KB to 8MB	128KB to 4MB
EEPROM	16KB to 32KB	8KB to 128KB


PRODUCED BY SEIKO EPSON CORP.

**EPSON** EPSON AMERICA, INC.  
Component Sales Department telephone: 213/787-6300

EPSON Sales Representatives: AL-GA-TN-NC Concord Components 205/771-8883 · AZ-NM Fred Board Assoc. 602/994-9388 · CA-No. Costar 408/446-9339  
CA-Sa. Bager Electronics 714/957-3367 · CO-UT Wn. Region Mktg. 303/428-8088 · FL Dyme-A-Mark 305/771-6501 · IL-WI LTD Technologies 708/713-2900  
IN-KY C C Electro 317/921-5000 · KS-MO-IA Microtronics 913/262-1444 · MA-NH-CT Rosen Assoc. 617/449-4700 · MD-VA Tech Sales Assoc. 301/461-7802  
MN Electro Mark 612/944-5850 · NJ JMR Sales 201/525-9000 · NY Elcom Sales 716/385-1400 · METRO-NY Niktronix 516/929-4671 · OH-MI J.D. Babb Assoc. 216/934-4454 · OR-WA Matrex 503/245-8086 · PA Omega Sales 215/244-4000 · TX-OK Component Tech. 214/783-8831

Call your sales rep today.

**TOTAL  
RECALL  
NEVER  
CAME  
SO  
FAST  
AND  
EASY**



## IC encodes RGB or YCrCb inputs to produce NTSC or PAL outputs

The Bt858 digital encoder IC converts computer-graphics images to formats used with television display standards. It can drive NTSC video devices used in the USA and PAL (phase-alternation-line) units that are common in Europe. It also provides Y and C outputs for S-Video display applications and can accept input data in RGB (red-green-blue) or YCrCb color-space formats.

The IC provides one of the key capabilities needed in multimedia systems. Boards that use the encoder can output computer-generated presentations directly to televisions or to consumer video-tape recorders. Other applications include video editing and using the IC with video peripherals such as scanners and cameras and photo databases.

The IC's generated 4-field, 525-

line NTSC signals are considered nearly studio quality. For PAL applications, the chip produces an 8-field, 625-line image. In NTSC, PAL, or S-video modes, the IC provides pixel clock rates ranging from 12 to 18 MHz. You can also program the number of pixels generated for each scan line, allowing you to use the IC in applications other than standard 12.27-MHz NTSC, 13.5-MHz CCIR601, and 14.75-MHz PAL.

Fig 1 depicts the internal architecture of the Bt858. The IC has three 256x8-bit lookup-table RAM arrays. A separate stack of 15 24-bit registers stores overlay information. The IC also has an on-chip color-bar generator and can handle mixing of computer-generated graphics and captured video images.

The IC accepts composite sync or separate horizontal and vertical sync signals for timing control. It can also accept the CCIR601 H, V, and F control signals, or it can generate horizontal and vertical sync signals. The color-conversion blocks perform RGB to YIQ/YUV for NTSC applications and YCrCb to YIQ/YUV for PAL applications.

The video encoder represents the first in a family of ICs from the company that targets multimedia applications. The CMOS device requires a 5V power supply and typically dissipates 900 mW. It comes in a 132-pin quad flatpack and costs \$67 (100).—**Maury Wright**

Brooktree Corp, 9950 Barnes Canyon Rd, San Diego, CA 92121. Phone (800) 843-3642; (619) 452-7580. FAX (619) 452-1249.

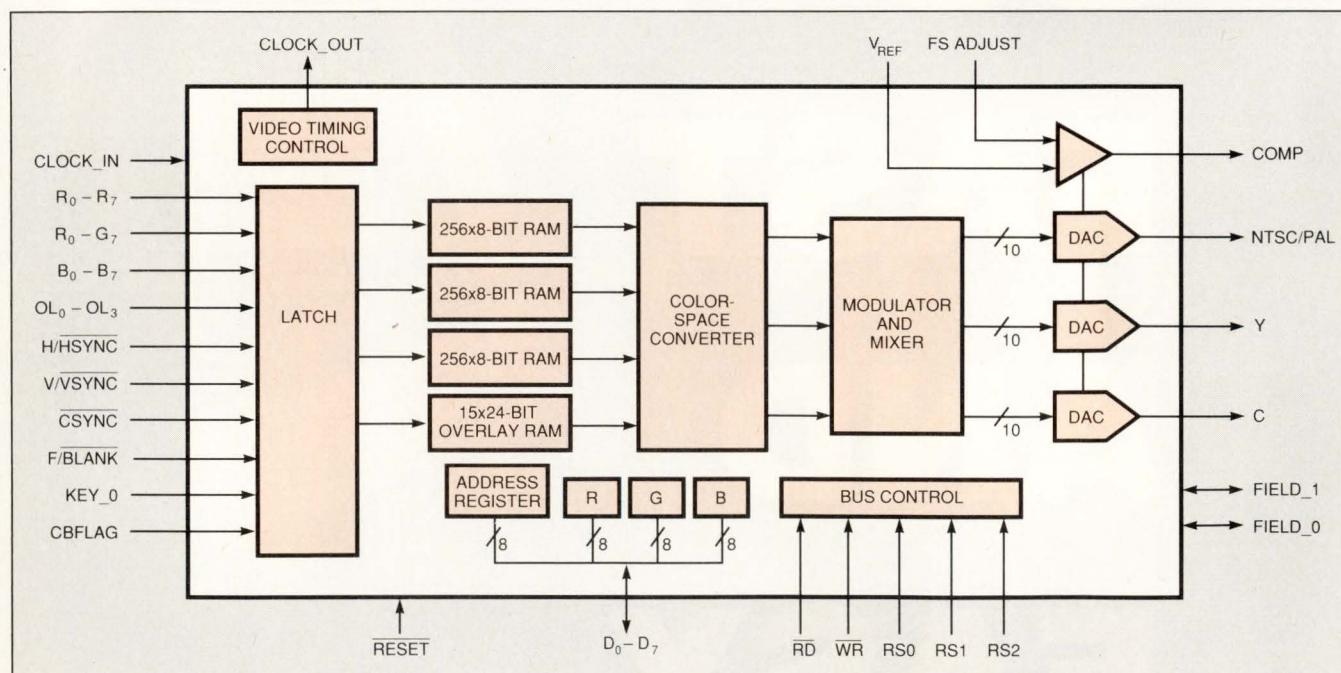


Fig 1—A choice of S-Video, NTSC, or PAL outputs makes the Bt858 video-encoder IC useful in applications that require compatibility with different international television standards.

# USER-FRIENDLY ASIC SUPPORT AT YOUR FINGERTIPS

## Local Resources Speed ASIC Design Cycle

**E**asy access to ASIC support means fast design cycles—and fast time to market. Oki's East and West Coast design centers offer the local, comprehensive ASIC resources you need for quick turnaround times.

With Oki, you work in a user-friendly environment equipped with state-of-the-art workstations, industry-standard CAD tools, advanced software support, and an experienced staff. We provide leading-edge 0.8 $\mu$ m sea-of-gate, standard cell, and 3-volt technology. Plus we assign a task team to your project, ensuring a steady communications link and a speedy, successful design flow.

For easy access to complete, local ASIC design support, call 1-800-OKI-6388 today. To receive Oki's ASIC Capabilities Brochure, ask for Package 057.



### Oki ASIC Design Tool Support for 0.8 $\mu$ m, 1.0 $\mu$ m, & 1.2 $\mu$ m

Vendor	Platform	Operating System/Application
Cadence	Sun/Solbourne	Verilog: Simulation, fault grading, design verification
DAZIX	Sun	Design capture, simulation
IKOS	IKOS	Simulation, fault grading
Mentor Graphics	HP/Apollo Sun/Solbourne	Design capture, simulation Parade: Layout, clock and timing structures
Synopsys	Sun-4 Interface to Mentor, Valid, Viewlogic	Design synthesis, test synthesis
Valid	Sun/Solbourne DECstation 3100 IBM RS6000	Design capture, simulation Design check GED, ValidSIM, RapidSIM
VIEWlogic	Sun-4 PC386	Design capture, simulation Design check

All brands, product names, and company names are trademarks or registered trademarks of their respective owners.

TRANSFORMING TECHNOLOGY INTO CUSTOMER SOLUTIONS



**OKI**  
Semiconductor

785 North Mary Avenue  
Sunnyvale, CA 94086-2909  
800-OKI-6388

## Gyroscope allows 3-D motion sensing for robotics and desktop computers

The Gyropoint pointing device lets you add to your computer the ability to sense either linear or angular motion with three degrees of freedom. A miniature gyroscope is the key to the pointer's unique ability and is available to system developers for other motion-sensing applications.

The pointing device resembles a 3-button mouse, but it's a mouse with wings. Instead of being confined to a flat surface, the pointer works in unrestricted free space and allows you three degrees of freedom. If you're using it in its mouse-compatible mode, the pointer gives you X- and Y-axis position data. You can either slide the pointer along a flat surface (it has a Teflon bottom for easy sliding) or wave it around in mid-air.

If your application software signals the pointer that it can accept 3-D data, the pointer operates as an angular sensor, giving you direct measurements of roll, pitch, and yaw. The pointer's mode switch lets you signal the application software whether to interpret the pointer's data as linear or angular motion. It also has an activate switch, allowing you to turn the pointer when you're not pointing with it.

An embedded microcontroller handles all the pointer's interface functions and translation between angular and linear data in mouse-compatible mode. At rates from 1200 to 4800 baud, the device will handle RS-232C, RS-423, and Apple Desktop Bus protocols.


The key element of this pointer is a miniature spin gyroscope, the Gyroengine. The pointer uses two of these devices to provide three degrees of freedom. Like a conven-

tional gyroscope, the Gyroengine uses a spinning motor inside a double-gimbaled housing to establish an inertial reference axis. The gim-bals allow the axis to remain stable if the housing moves. Optical sensors detect the housing's movement relative to the axis and an onboard microcontroller translates that movement into a serial data stream.

The gyroscope is small, measuring 1.75 in. high by 1.25 in. in di-

ged. It will operate in 0 to 70°C temperature at unlimited altitude. It will also tolerate shocks as great as 1000G for 3 msec.

Although the Gyropoint is available to OEMs as a product for bundling with 3-D application software, it is intended to be a demonstration vehicle for the Gyroengine. The engine suits a range of motion-sensing applications. Electronic navigation, robotic arm movement, and plat-



*You can't see the wings on this mouse, but it has them. The Gyropoint 3-D pointer can operate like a mouse, but it doesn't need to stay on a table.*

ameter. It weighs 1.2 oz and draws a nominal 0.1W at 3V when running. Its microcontroller handles all of the gyroscope's control functions, including spinning up the motor, sampling the position data, and recovery from out-of-range motion. The gyroscope's range is 360° for yaw and  $\pm 80^\circ$  for roll and pitch, with an angular resolution of 10 bits/degree. It has a drift of  $< 2^\circ/\text{min}$ .


The gyroscope is also fairly rug-

form stabilization are among the possibilities. A developer's kit that includes a pointer, interface schematics, and documentation costs \$1000. Production pointers will be available in early 1992.

—Richard A Quinnell

Gyration Inc, 12930 Saratoga Ave, Bldg C, Saratoga, CA 95070. (408) 255-3016. FAX (408) 255-9075.

# NO ONE OFFERS MORE 1 MEG SRAMs. PERIOD.



More variety. More speeds. More packages.  
SRAMs built to run at extended operating temperatures, yet take only 12  $\mu$ A.

Plus fast cache and quick delivery so you can get better products to market sooner.

Sony knows low power, small spaces, high volume, quality, and reliability like no other company.

Call 1-800-288-SONY. Or FAX your current requirements to (714) 229-4333 in U.S.A., (416) 499-8290 in Canada.

We make the chips. You make the history.

### The Sony 1 Megabit SRAM Family

Model	Speed (ns)	Package	Standby Current ( $\mu$ A)	Special Features
CXK581000P	100/120	DIP 600 mil	12/50	-25° - +85° C
CXK581000M	100/120	SOP 525 mil	12/50	-25° - +85° C
				-40° - +85° C
CXK581100TM	100/120	TSOP	12/50	
CXK581100YM	100/120	TSOP (rev.)	12/50	
CXK581001P	70/85	DIP 600 mil	12/50	
CXK581001M	70/85	SOP 525 mil	12/50	
CXK581020SP	35/45/55	DIP 400 mil		
CXK581020J	35/45/55	SOJ 400 mil		
CXK581021J	47	SOJ 400 mil		
CXK581120J	15/17/20	SOJ 400 mil		
CXK77910J	20	SOJ 400 mil		Sync., 128K x 9

Note: All packages 5V, 32 pin, 128K x 8, unless otherwise noted.

© 1992 Sony Corporation of America  
Sony is a trademark of Sony

## SONY

## Fractal geometry compresses video images that have independent resolution

In the late 1970s Benoit Mandelbrot, a professor at the Massachusetts Institute of Technology, demonstrated that you can create abstract pictures by the repeated use of some fundamental mathematical formulas called fractals. This work stimulated the interest of scientists as to whether still or moving video images could be represented by a fractal model. The P.OEM series uses fractals for image compression in hardware and image decompression in software.

In the mid-1980s, Dr Michael Barnsley discovered that you can describe an image using a mathematical breakthrough called the "fractal transform." In May of 1987, Dr Barnsley helped found Iterated Systems Inc to put the fractal transform into practical use in image-compression applications. The company currently offers a family of fractal-based, image-compression products for the OEM, software development, and system-integration market. The product family name, P.OEM, stands for Pictures for OEMs.

The company has developed an ASIC that performs the fractal transform and offers an ISA bus board having eight fractal-transform ASICs, 256 kbytes of RAM, and an Intel 80960

$\mu$ P. The board accepts data from a frame grabber or a scanner and the eight fractal-transform chips operate in parallel to compress an image into fractal-image-format (FIF)

files. The board can compress a 768-kbyte image to 10 kbytes in 240 sec or less. The company recently announced a price reduction for this board, called the FTC-8B, from \$8850 to \$2995.

In addition, a lower-cost version of the board, called the FTC-1B, has one fractal-transform ASIC. The \$1995 board calculates the fractal transform at a much slower rate, however. An \$8850 board, called the FTC-II, uses eight fractal-transform chips, 1 Mbyte of RAM, and an 80960  $\mu$ P. This board operates with the latest version of the company's software development kit, called P.OEM Color Stillframe Developer's Kit version 2.1, which performs decompression in software.

By taking advantage of a feature of fractal-transform technology called fractal Zoom, version 2.1 of the developer's kit can demonstrate compression ratios as high as 2456:1. This feature can scale sections of a compressed image file to create a "zoom effect" without degrading the resolution. Because of the resolution-independent nature of fractal image compression, the resolution is limited only by the display circuitry. The \$2995 software package consists of MS-DOS linkable modules, which can be ac-



*A 20-kbyte fractal-image-format (FIF) file generated these three photographs. By applying the fractal transform to successive sections of the file, the pictures display compression ratios of 154:1, 614:1, and 2456:1, while maintaining 1280 x 800-pixel resolution.*




# UPDATE

cessed by a C language program for OEM use.

To illustrate the power and viability of fractal image-compression, the company is offering a \$79 software package that has a "clip-art library" of 250 color images having  $640 \times 400 \times 24$ -bit resolution. This software, called the Fractal Formatter, occupies less than 4 Mbytes of hard-disk space and represents 192 Mbytes of uncompressed color-image data. The images are in FIF format and are compressed using the P.OEM compression algorithm.

In addition, Fractal Formatter accepts image files from a variety of formats including Targa, Tiff, and Raster files for editing or conversion to FIF files. You can cut and paste images, rotate images, and shrink the dimensions. Because the software runs under Microsoft Windows, you can extract images from the "clip-art library" into a graphic design with the click of a mouse.—**John Gallant**


*Iterated Systems Inc., 5550A Peachtree Pkwy, Norcross, GA 30092. Phone (404) 840-0310. FAX (404) 840-0029.*



You can control any IEEE-488 (HP-IB, GP-IB, 488.2) device with our cards, cables and software for the PC/AT/386, EISA, Micro Channel and Macintosh II. You get fast hardware and software support for all the popular languages, plus a software library of time saving utilities. Instrument control has never been easier.

**FREE**

Informative Catalog **800-234-4CEC**  
Applications help **617-273-1818**



Capital Equipment Corp.  
Burlington, MA. 01803

Micro Channel is a trademark of IBM

## TOUGH BNC?

©1992 TE

For digital applications, you need a Tough BNC to ensure error-free signal transmission. Trompeter's 75Ω Tool Crimp BNCs give you the toughest termination in the industry.


(Typically 70-90 lbs. pull on .242" O.D. cable) Double mil spec requirements!



**Radial & Axial Grooves**  
Better cross-meshing of the outer braid.

**Captive Center-Contact Pin**  
Prevents pistoning  
**Octadent Crimped**  
Increased conductor retention

**Full 1/2 inch Crimp Sleeve**  
Larger crimp area for a stronger termination.



**26 standard configurations and specials for custom cables.** Trompeter BNCs are designed, spec'd and tested to stay terminated to most cables.

**Stepped Crimp Sleeve**  
Grips the outer jacket which is up to 25% of the strength of the cable (see top diagram).

**Learn more about Trompeter's BNCs:**  
Send for a Free "Features & Benefits" sheet and a "Free Crimp Kit" offer!



31186 La Baya Drive • Westlake Village, CA 91362 • (818) 707-2020 • Fax 706-1040



# C&K SWITCH TECHNOLOGY MAKES BETTER SWITCHLOCKS!

Switches have been a C&K specialty for years. We offer the largest and most versatile line of switch options in the industry from low level to power to multi-position and multi-pole configurations. Now combine these switching capabilities



*New 12mm miniature switchlock.  
(VDE approval pending).*

with a variety of locks and you can see why C&K offers the greatest selection of switchlocks on the market today.

Take the new 12mm miniature switchlock. C&K switch technology made it possible. Our new VDE switchlock incorporates the first American-made switch of this type designed for international approval—by C&K.

C&K switches can also be dressed up with many value-added features including wire leads and special harnesses. We do it all. We provide the right switch, the right lock and the right value-added enhancements to meet your needs from low to high security.



*New 4 Amp switchlock.  
(VDE approval pending).*

Fax for the facts from the No. 1 supplier of switchlocks to the electronics industry, C&K. Or send us your specs and we'll send you a free engineering sample.



**The Primary Source Worldwide®**

C&K Components, Inc.  
Clayton Division  
2035 Highway 70 East  
Clayton, NC 27520-0687

Sales/Customer Service Direct: (800) 334-7729  
Fax: (919) 553-4758


See us at Electro/92 booth #1510, 1511 & 1512

CIRCLE NO. 62

# 6 to 60 VDC Input

12.8W/IN<sup>3</sup>

Operates down to 6 VDC input  
(Steady State) allowing for  
droop/engine crank requirements.



## XW Series DC-DC Converters

From Powercube, the leading manufacturer of High Reliability DC to DC Converters comes an extra wide input DC to DC Converter. This converter, with 6 to 60VDC input, is designed to exceed the requirement of steady state, initial engagement and engine cranking conditions of MIL-STD-1275 at 50 watt load (10 to 60VDC at 100 watt load).

### Designed to Meet or Exceed

- MIL-STD-704A through D
- MIL-STD-461B
- MIL-STD-462
- MIL-STD-1275A
- MIL-STD-810
- NAVMAT P-4855-1A
- NAVSO P-3641

### Features

- Efficiency up to 72%
- Remote Sense
- Remote Shutdown
- External Trim
- Current Limit Protection
- Active OVP
- Parallelable
- MTBF > 1,000,000 Hours
- -55°C to +100°C Operation (baseplate temperature)
- Outputs 5, 12, 15, 24, & 28VDC
- Accepts 250VDC Transients
- MIL-S-19500 JANTX & 883C (consult factory)




Eight Suburban Park Drive, Billerica, Massachusetts 01821  
Phone: (508) 667-9500 • Fax: (508) 667-6280  
Additional Facilities: Texas • Arizona • Mexico

# Electrostatic plotter makes E-size drawings at 6 ips

The Colorstation 400X family of electrostatic plotters produces color or monochrome, E-size (36×50-in. cut-sheet) or D-size (24×36-in. cut-sheet), drawings. The series consists of four models: the Colorstation 436CX for E-Size color drawings; the Colorstation 424CX for D-size color drawings; the Colorstation 436MX for E-Size monochrome drawings; and the 424MX for D-size monochrome drawings. The plotters boast a writing speed of 6 ips—considerably faster than competitive models that write between 0.8 and 2 ips.

The plotters achieve their high plot speed by employing a patented Silicon Imaging Bar writing head. Conventional electrostatic plotters employ a multiplexed writing head to transfer electrical charge to the media. A multiplexer transfers charge from a common source to multiple nibs. The Silicon Imaging Bar writing head consists of a dedicated driver for each nib. Because a multiplexed driver necessitates a time delay before applying charge to subsequent nibs, it is slower than these dedicated drivers.

In addition, the Colorstation Series can accurately register the location of dithered color dots. Conventional electrostatic plotters employ a multipass reel-to-reel media-transport system, which rewinds on each pass to deposit the four primary colors. On the first pass, reel-



Providing switch-selectable 200- or 400-dpi resolution, the Colorstation 400X Series color and monochrome electrostatic plotters produce plots at 6 ips.

to-reel systems place registration marks on the edge of the media to provide servo information for subsequent passes. However, during the toning process, any paper stretching can distort this registered information.

The Colorstation Series locks the cut-sheet media onto a belt using a vacuum. Registration marks are fixed on the vacuum-locked belt, which rotates past the nibs on each color pass. Because the media cannot shift or stretch while locked to the belt, the vacuum-locked system

ensures registration from one color application to the next. The Colorstation series has an overall plot-accuracy specification of 0.05%.

For a print controller, the Colorstation Series plotters employ an Intel 80960CA RISC  $\mu$ P that delivers 66 MIPS peak. The plotters also offer 200-dpi plots for quick drafts and 400-dpi plots for fine detail. You switch between modes with the press of a button. Competitive models offer only one of these resolutions. In 200-dpi mode, the 436CX can produce a full-color, E-size plot in less than 3 minutes.

A plot-nesting feature places A- through E-size drawings on a single sheet. For example, an E-size model can plot 16 A-size, 8 B-size, 4 C-size, 2 D-size, or a combination of these sizes on a single E-size sheet. A plot-tiling feature lets you plot large panels by automatically splitting a drawing into several images and plotting the im-

Table 1—Electrostatic plotter prices

Model	Hard-drive capacity		
	42 Mbytes	100 Mbytes	234 Mbytes
424MX	\$22,895	\$23,895	\$24,895
424CX	\$34,895	\$35,895	\$36,895
436MX	NA	\$28,895	\$29,895
436CX	NA	\$44,895	\$45,895

NA = Not available

NEW RISC/CISC  
DEVELOPMENT TOOLS

# BEWARE!

Are you buying a Logic Analyzer for RISC or high-speed CISC\* Development? Compare...

Features	American Arium	Tektronix'	Hewlett Packard'
100 channels, 100 MHz sync	YES	YES	YES
Dynamic cache control	YES	NO	NO
Data cycles fully labeled in disassembly	YES	NO	NO
Maximum trace depth	128K	128K	4K
Maximum synchronous rate	200 MHz	100 MHz	100 MHz
Maximum asynchronous rate	1GHz	400 MHz	500 MHz
Split timebase on a single card	YES	NO	YES
Setup+Hold time	3.0 nsec	5.0 nsec	3.5 nsec
Price performance value	High	Low	Moderate

(1) 92A96XD (2) 16550A

## Introducing Paladin™ —

American Arium's new single card capture system for the ML4400 Logic Analyzer featuring 100 and 200 MHz synchronous and 1 GHz asynchronous data capture. With 100 channels of 100 MHz synchronous capability per capture card, plus the powerful features of the ML4400, Paladin delivers the maximum capability available today for state and timing measurements on high-performance  $\mu$ P-based designs.

### Fully Labeled Disassembly

The ML4400 boasts fully automatic synchronizing disassemblers for all major families of  $\mu$ Ps, including RISC, CISC, DSP and GSP. These are the *only* disassemblers available that completely identify and label all data cycles including task switches, exception processing, page translation and other complex CISC instructions.

\*Such as 80486 or beyond, or 68040 or beyond.



### Dynamic Cache Control

The ML4400 provides dynamic control of cache fill on many processors, allowing complete disassembly of some program segments while the majority of the program runs fully cached.

### Total Versatility

Paladin cards may be paralleled to form analyzers with up to 200 channels per timebase. You can configure the ML4400 to fit your needs, with the flexibility of 5 different types of capture cards.

### Compare First

Paladin delivers the speed and power you'd expect from the leader in Logic Analyzer technology. And you can save thousands of dollars. For a demo, call (714) 731-1661.

**American Arium**

Formerly American Automation and Arium Corporation  
14281 Chambers Road, Tustin, California 92680


## Multichip-module substrate handles 200-MHz signals and has copper interconnects

System designers are approaching a clock/transfer rate barrier for their board-level designs. Today's boards are stalling at clock rates as low as 70 MHz, as noise and transmission-line effects limit system speeds. To overcome this barrier, many designers are turning to high-speed multichip modules (MCMs)—high-density subsystems with fast substrates and packageless ICs for high-speed subsystems. MCM developers are rising to the challenge: nChip's second-generation MCM, the nC2000, can handle clock and data-transfer rates as fast as 200 MHz.

Multichip modules let designers partition systems into board-level logic and critical modules that incorporate high-speed, interlinked chips. An example of a critical module is a CPU and its cache and floating-point coprocessor. MCMs can handle these modules' critical logic speeds, thus removing the need to boost system board speeds.

Company engineers achieved high subsystem speeds on an MCM by using IC design techniques for layout and a high-speed silicon substrate instead of slower board polymers. One advantage to using silicon as a base is that these MCMs can be built by established, older, less-precise silicon foundries. Also, silicon substrates provide a high thermal conductivity as well as a thermal-expansion coefficient that closely follows that of silicon chips.

To handle fast signals and data transfers, company engineers thickened the first-generation nC1000's signal and dielectric substrate layers, thus lowering the nC2000's signal-line resistance by as much as 75%. They also added as an optional



The base for a new RISC multiprocessor module from Control Data Corp (Bloomington, MN) is the nC2000 multichip module. The multichip module supports fast CMOS, BiCMOS, ECL, and GaAs ICs.

layer a resistive film for termination resistors. Engineers can use this layer to design and build in termination resistors to minimize transmission-line effects. The resistive layer eliminates the need for surface-mounted chip resistors.

The nC2000 MCM is built on a silicon base with individual power and ground planes, each separated by a dielectric layer. These layers have a built-in, integral decoupling capacitor with a capacitance of  $\geq 50$  nF/cm<sup>2</sup>. These four layers are covered with a 10.5- $\mu$ m-thick silicon dioxide insulator layer.

The MCM has two metal interconnect layers. These layers sit on top of the silicon dioxide insulator layer. The nC2000 has copper interconnects instead of the nC1000's aluminum traces, which have a higher resistance. The interconnect layers are 3.3- $\mu$ m-thick electro-


plated copper. Termination resistors built into the optional resistive layer can connect to the lower metal layer. The metal layers are each covered with SiO<sub>2</sub>.

Chip wire bonds connect to a pad layer of 0.2- $\mu$ m aluminum on the top of the MCM substrate. This pad layer links to the upper metal layer. The maximum signal-wiring density is 1333 lines/in<sup>2</sup>. The typical line propagation delay is 62 psec/cm.

nChip designers lay out and fabricate the nC2000 Silicon Circuit Board; typical design-turnaround time is 16 weeks. Prices for an nC2000 module start at \$50, not including die costs.—**Ray Weiss**

nChip Inc, 1971 N Capitol Ave, San Jose, CA 95132. Phone (408) 945-9991. FAX (408) 945-0151.

# The Industrial Color Portable PC



How many times have you been wishing to bring your desktop computer to a job site without having to carry a monitor, a desktop body and a keyboard? Now you can with Bi-Link's PORTABLEdesktop color display PC.

The PORTABLEdesktop comes with a choice of three processors of 80486-33, 80386-33 to 80386-25 CPU board with memory up to 32 megabytes and an internal hard disk drive up to 500 megabytes! The advanced on-board write-back cache controller even out perform many more expensive full size desktop computers! Besides the above features, it also has 3 full length 16-bit ISA expansion slots for your add-on peripherals and a built-in color SVGA monitor. We built the PORTABLEdesktop for all the engineers and scientists that demand the absolute best. For more information on the PORTABLEdesktop and other products, please call our toll free number today.

**1-800-888-5369**

For information or order

**BI-LINK**

A PC OEM/ODM Company




#### 9" Color SVGA Monitor

This high resolution color monitor is suitable for all industrial and commercial applications. It is ideal for special project cabinets, data acquisition stations, point of sales machines, system control centers, vending machines, security systems and on.



#### PORTABLEworkstation System

A portable computer that comes with a choice of 486-33, 386-33 and 386-25 CPUs and a hard disk drive of up to 500MB! Three full length ISA or EISA expansion slots are available for add-on peripherals. The display is a high contrast gas plasma screen.



#### PORTABLEdesktop System


The PORTABLEdesktop is a desktop computer in disguise. This portable come with a choice of 3 processors: 486-33, 386-33 and 386-25. An affordable scientific instrument as well as a powerful PC complete with a built-in color SVGA monitor.



#### Rack Mounted Industrial PC (IPC)

The IPC comes with a built in 9" color SVGA or a monochrome MGA monitor. An 8 slot ISA backplane is standard for add-on CPU cards for the lowest MTBR. Two 3.5" drive slots for floppy and hard disk drive are standard and available CPU cards including 286, 386SX/DX and 486SX/DX CPU.

**Bi-Link Computer Inc.** 11606 E. Washington Blvd. Suite AB, Whittier, California 90606 Tel: (310)692-5345 Fax: (310)695-9623. All brand or product names mentioned are trademarks or registered trademarks of their respective holders.



This  
Space  
Available

# Prime Real Estate Available in a Great Location.

Locate your next product on a VME MXbus™ SideCard™ adjacent to a Mizar CPU card and you get your product to market faster because you start with an off-the-shelf CPU that comes up with the debugger the first time you power it on. And if you want to use a commercially available real-time OS, it is probably already ported to the board.

By building your custom design on a proven hardware and software foundation you also minimize your design risk. But you

need not sacrifice any design flexibility because Mizar supplies a variety of configurations based on Motorola processors, including the 040. And the VME MXbus™ accommodates single high 3U, conventional double height 6U, as well as unconventional 9U and custom configurations.

Call us today to take advantage of this opportunity to put your next design in a great location. It's a unique solution from Mizar that you can build on.

# MIZAR

1419 Dunn Drive • Carrollton, TX 75006

1-800-635-0200 FAX 214-242-5997


Mizar is a registered trademark of Mizar Digital Systems, Inc. Other names are trademarks of their respective manufacturers. ©1992 Mizar Digital Systems, Inc.



# LISTEN.

**“P-CAD helps us transform abstract engineering concepts into sound designs.”**

*Jeff Rowland*  
Jeff Rowland, President



## **Sound PCB designs, with P-CAD® software.**

Jeff Rowland Design Group creates high end audio products that are not only elegant in design, but are technically innovative as well.

The Jeff Rowland product design strategy emphasizes the control of complex field interactions and electrical geometries. And this task demands the finest PCB design software available.

P-CAD designed PCB products give Jeff Rowland engineers the speed and features they need to design minimum area layouts with custom path geometries.

P-CAD also combines an easy to use interface with end-to-end integration, so audio electronics designs can be completed and verified to support the world's most demanding product quality and performance criteria.

## **P-CAD products, unique as your application.**


P-CAD products include all the interactive and automatic tools you need to complete PCBs, from symbol creation through manufacturing.

All made possible by P-CAD's open architecture and its interfaces to a wide range of third party tools such as VIEWlogic®. P-CAD lets you easily exchange PCB files with your favorite

mechanical CAD programs such as CADAM's MICRO CADAM®. And whether it's a DOS or UNIX®-based solution you're looking for, there is a P-CAD product that is engineered to meet your desktop PCB design needs.

## **Now hear this. Here's how to get a free P-CAD demo.\***

When it comes to designing better PCBs faster and more productively, the advantages of P-CAD are definitely worth hearing about. To take advantage of this free offer for a hands-on demonstration, just call us for the name of your nearest CADAM Value Added Reseller. If you think this offer sounds great, simply call today toll-free: **1-800-255-5710**.



**CADAM**  
AN IBM COMPANY

**World Class PCB CAD Productivity**

\*Available from CADAM Value Added Resellers. Contact CADAM for details. IBM is a registered trademark of International Business Machines Corp. CADAM and MICRO CADAM are registered trademarks of CADAM INC. P-CAD is a registered trademark of Personal CAD Systems, Inc. UNIX is a registered trademark of UNIX Systems Labs, Inc. VIEWlogic is a registered trademark of Viewlogic Systems, Inc. CADAM INC., 1935 N. Buena Vista St., Burbank, CA 91504. ©1992 CADAM INC.

# Analog IC combines five functions for battery power management

Many system designers are extending the lifetime of their battery-powered systems by incorporating power-management logic. The ML4860 power-control IC integrates many of the analog elements needed to execute the logic's commands; it also provides voltage regulators and other power functions commonly found in battery systems. If the device's combination of power functions is not a perfect match to your system's needs, you can arrange for some modifications. The device is based on a semistandard analog array that the manufacturer can easily adapt.

The standard ML4860 chip provides the basic elements of a 100-kHz dc/dc converter and buck regulator on chip (Fig 1), allowing you to create a 3A, 5V regulated power supply from a 5.5 to 20V dc source. You need add only two power-switching transistors and some passive components. The voltage can come from a battery, an ac adapter, or both. When you use an adapter, the device will automatically drive an external power switch to disconnect the battery from the system.

In addition to the buck regulator, the device provides boost and linear regulators to generate a 12V and a second 5V source. The 12V source has an on/off control. You can therefore use the 12V source for in-system programming of EEPROM devices, then turn off the programming voltage to prevent inadvertent data changes.

The device supports your power-control logic by providing several control and output signals. For example, it generates a 2.5V reference and compares that signal internally against the battery. It provides a Battery Low signal if the battery voltage falls below 2.5V. It

also supplies the reference signal on a separate pin.

Your power-management logic can also control the ML4860 chip. The device offers both a standby mode and a sleep mode. In standby mode, it turns off all of its functional blocks except the Low Battery indicator and the second 5V source. The sleep mode also turns off the indicator. Because the second 5V source always remains active, you can use it to power your power-management logic when you turn off the rest of the system. The device consumes 4 mA when active, but only 75  $\mu$ A in sleep mode.

You will probably want to use n-channel transistors to switch power in your system because they are

less expensive than p-channel types of similar resistance. Your system's power-control logic signals, however, cannot drive n-channel power transistors directly. The ML4860 has three translators for giving your logic signals the drive they need to handle n-channel devices. The output signals for battery switching and the buck regulator also handle n-channel transistors. The device comes in a 28-pin plastic leaded chip carrier and costs \$4.95 (1000).—**Richard A Quinell**

*Micro Linear Corp, 2092 Concourse Dr, San Jose, CA 95131. Phone (408) 433-5200. FAX (408) 432-0295. Contact Jon Klein.*

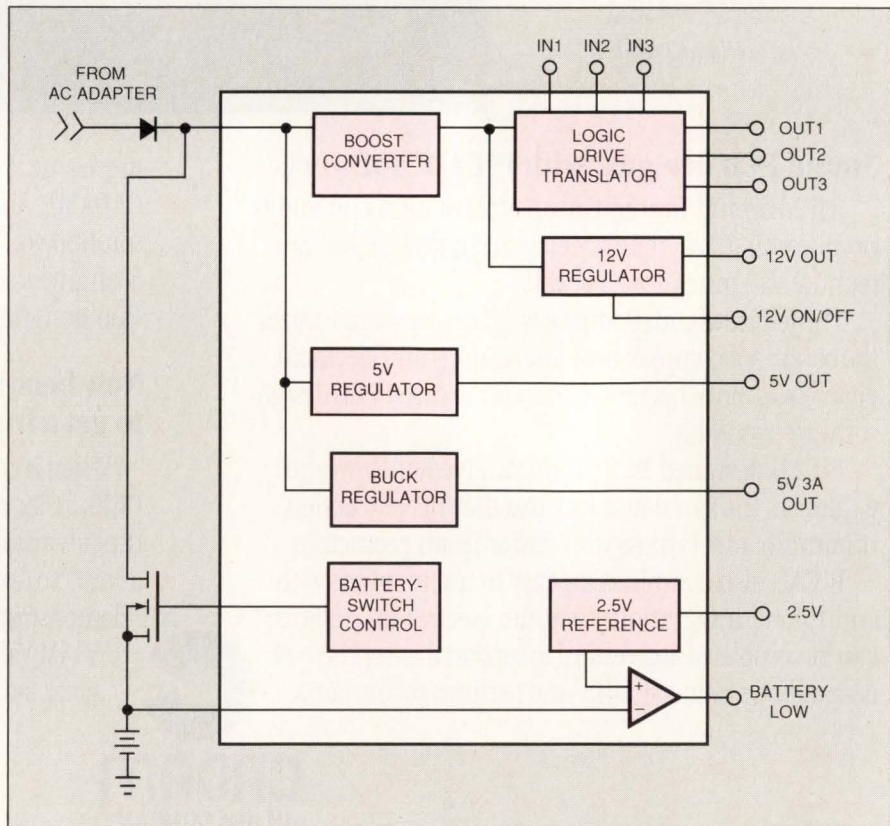


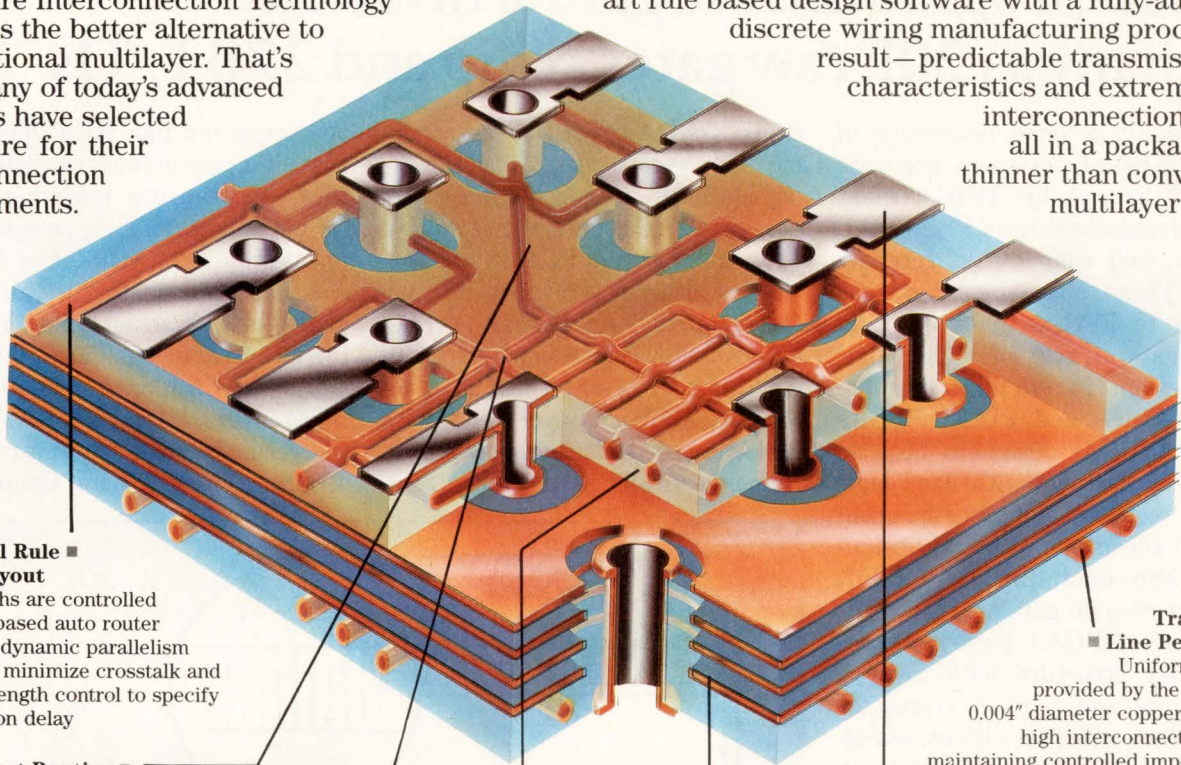
Fig 1—Systems with power-management logic still need analog circuits to execute commands. The ML4860 device combines many circuits like this in one IC.

# Multiwire<sup>®</sup>

## The High Performance Alternative To Multilayer.

When you need superior performance in a circuit board that's smaller...denser...faster... Multiwire Interconnection Technology provides the better alternative to conventional multilayer. That's why many of today's advanced systems have selected Multiwire for their interconnection requirements.

Multiwire Technology is more than just a circuit board. It's an advanced interconnect system, integrating state-of-the-art rule based design software with a fully-automated discrete wiring manufacturing process. The result—predictable transmission line characteristics and extremely high interconnection density, all in a package much thinner than conventional multilayer circuits.



### Electrical Rule Based Layout

Signal paths are controlled by a rule based auto router providing dynamic parallelism control to minimize crosstalk and dynamic length control to specify propagation delay

### Concurrent Routing

Signal paths can be routed in both X, Y and 45 degrees on a single wiring layer, achieving extremely high density wiring allowing up to 4 wires to pass between holes on 0.050" centers

### No Via Holes

Polyimide insulated wire allows conductors to cross on a single layer, eliminating the electrical discontinuity associated with interstitial via holes required by conventional multilayer circuits

### Superior Thermal Performance

Extremely thin interconnect layer minimizes thermal resistance to the internal copper planes or optional metal core

### Transmission Line Performance

Uniform geometry provided by the 0.0025" and 0.004" diameter copper wire offers high interconnection density, maintaining controlled impedance, low attenuation, and low crosstalk

### High Density Surface Mounts

Electroplated copper pads compatible with both high density SMT and through hole components

### Multilayer Power And Ground

Discrete copper planes provide low impedance power and ground distribution essential for high speed digital systems

For specific application information contact AIT or one of the licensed manufacturers below.

**AIT** ADVANCED  
INTERCONNECTION  
TECHNOLOGY

181 Freeman Avenue, Islip, New York 11751  
(516) 968-1400 • FAX: (516) 277-0695

## WORLDWIDE AVAILABILITY

### NORTH AMERICA

#### \*AnTel, Inc.

Plano, TX  
(214) 867-0000 ■ FAX: (214) 867-0897

#### Circuitech, Inc.

Eatontown, New Jersey  
908-542-6550 ■ FAX 908-542-1612

#### Hitachi Chemical Electro-Products, Inc.

Tucker, Georgia  
404-938-9388 ■ FAX 404-934-9862

#### I-Con Industries, Inc.

Eules, Texas  
817-283-5361 ■ FAX 817-571-4281

#### \*Interconnect Design Services, Inc.

Norcross, GA  
(404) 448-6576 ■ FAX: (404) 448-9148

#### \*Praegitzer Design, Inc.

Wilsonville, Oregon 97070  
(503) 682-7500 ■ FAX: (503) 682-5544

### EUROPE

#### Corona SRL

Torino, Italy  
39-11-998-1476 ■ FAX  
39-11-997-4814

#### Exacta Circuits, Ltd.

Selkirk, Scotland  
44-44-089-64321 ■ FAX  
44-44-750-22513

#### MW Technologies, Ltd.

Hampshire, England  
44-252-334141 ■ FAX  
44-252-334148

#### Rapide Circuits Imprime

Lisses, France  
33-16-497-7300 ■ FAX 33-16-497-7274

#### \*Seal Industrie

Coignieres, France  
(33) 13-461-6155 ■ FAX: (33) 13-461-8856

### PACIFIC RIM

#### Hitachi Chemical Company, Ltd.

Tokyo, Japan  
81-3-3346-3111 ■ FAX 81-3-3346-3475

\*Design Only Bureaus

© AIT, Inc. 1992

Multiwire<sup>®</sup> is a registered trademark of Advanced Interconnection Technology, Inc.

EDN's Electro/92 Supplement

CIRCLE NO. 68

113

## Mask-programmable gate arrays field as many as 20k raw gates/chip and 270 I/Os

Only a small proportion of board designers use gate arrays or ASICs; most board designers rely on PLAs, PAL devices, and complex discrete devices. These board designers are turning to FPGAs (field-programmable gate arrays) for higher logic densities and I/Os to fill the gap between ASICs and PLDs. FPGAs appeal to PLD designers because of a PLD heritage with fixed logic cells. Crosspoint Solutions has considered the needs of board designers when modeling its CP20K FPGA series on gate arrays.

CP20K FPGAs have a gate-array-like structure with rows of basic gate and register transistor cells. They offer an almost sea-of-gates, gate-array granularity in an FPGA form. Taking advantage of this similarity, the manufacturer has integrated the array libraries and tools with workstation CAE tools from Mentor Graphics, Viewlogic, and Cadence. Thus, gate-array designers can switch to these FPGAs without changing tools. Even better, they can prototype their designs using a relatively low-cost FPGA, thereby minimizing nonrecurring engineering costs.

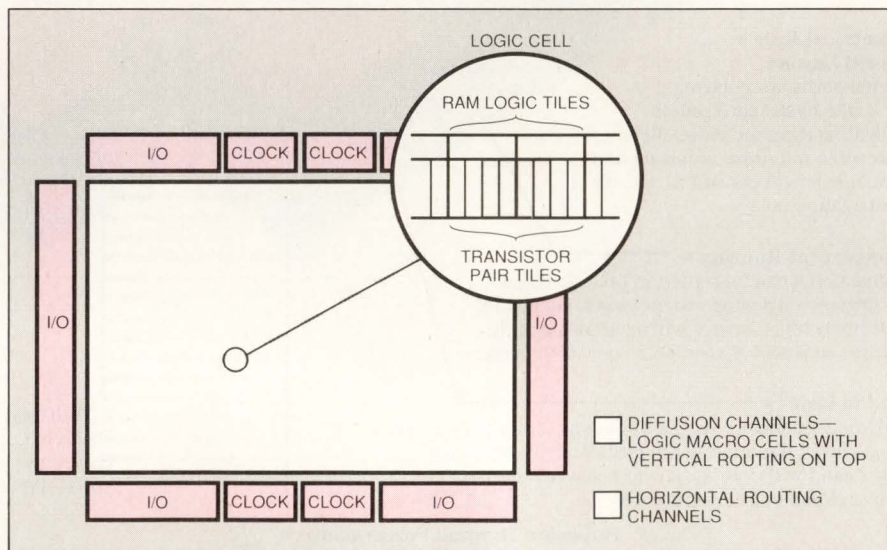
The one-time-programmable FPGAs fall below current gate-array densities and speeds. Densities range from 2.2 to 20.6k raw gates and reach clock speeds as high as 40 MHz for a counter and 52 MHz for a flip-flop driving three gate levels (fanout = 3) to another flip-flop. FPGAs are slower because of their programmable interconnections. As many as 7 million programmable interconnections may be in the large 20k-gate array, although the company

expects only 3 to 5% to be programmed for a typical design. The FPGAs do, however, approach mainstream gate-array I/O counts, with available I/Os running from 91 to 270 pads.

Each array has rows of diffusion layers. A row of gate pairs overlaid with register cells constitutes a single diffusion layer. The FPGA alternates diffusion-layer rows with horizontal rows of routing resources. Lying vertically across these rows

are organized into RAM logic tiles that sit on top of four transistor-pair tiles. You can use RAM-logic tiles for combinatorial logic as well, such as multiplexers, XORs, and NORs.

An innovative feature of these arrays is their structuring for register-intensive designs as well as control logic. Each array has a built-in register grid, linking the RAM-logic-tile resistor resources to a memory structure (Read, Write, Column Se-



*Transistor-pair tiles (TPTs) come from pairs of the array's gate transistors. Two TPTs make up a 2-input NAND gate. RAM logic tiles, organized from register resources, sit on top of four TPTs.*

is vertical routing metal for local, as well as long routing.

Unlike most FPGAs, which have complex logic cells, the granularity of the Crosspoint cells is at the basic gate level. This fine logic granularity allows designers to work at the gate level. The array's gate transistors are ordered into transistor pairs called transistor-pair tiles, two of which make up a 2-input NAND gate. Register resources

lects, and Data signals). Consequently, you can access any one bit independently of the transistor-pair-tile logic. This feature also makes testing easy—you can implement scan-level testing without degrading the flip-flop or logic performance.

The FPGAs incorporate a mix of logic and registers. The company projects gate utilization to range from 60 to 90+, depending on the combinatorial logic to register/

# NEWS

1553 DATA BUS  
 SYNCHRO CONVERSION  
 A/D & D/A CONVERSION  
 POWER HYBRIDS  
 SOLID-STATE POWER CONTROLLERS



## Motor Drives don't have to be a Headache!

It's 5:00 p.m. and your boss tells you he needs a new universal 3-phase motor control design that operates in a 28Vdc or 270Vdc system with 15A-20A of drive current. It has to be a high-performance, continuous drive that's small and light weight. Then he needs it in half the time of your last rush project. Now you have a headache. What do you do?

Call DDC and let us show you our complete family of standard motor drive products. Whatever your

system requirements, DDC has a drive hybrid to fit the application.


Look at our selection chart, then choose the PWR-82331. With 30A of continuous current and 200V breakdown, it can meet both drive and derating requirements. The PWR-82331 is also a high-performance drive with an internal dc-dc converter for continuous high-side drive. It requires only 6.3 square inches of mounting space, offers a thermal resistance of 0.85°C/watt, and operates from -55°C to +125°C.

Take a second look at our selection chart, and that same system can be operated at 270Vdc with our PWR-82333 motor drive. This pin-for-pin, form fit, and function replacement, offers all the same features of the PWR-82331 with 500V breakdown capability to meet the demands of the latest 270V systems.

It doesn't matter what type of drive you need, DDC can customize one of our already existing products to meet your needs. From 5A to 30A, 28V to 270V, printed circuit board or chassis mount DDC can satisfy your requirement.

For information call Bob Fryer at 516-567-5600 ext. 390. We have the cure for your motor drive headache. □

CHARACTERISTIC FEATURES				
MODEL NO.	PWR-82331	PWR-82333	PWR-82340	PWR-82342
TYPE	3 PHASE	3 PHASE	2 PHASE	2 PHASE
RATED POWER	4.2kW	10.5kW	4.2kW	10.5kW
MAX. VOLTAGE	200V	500V	200V	500V
CONTINUOUS CURRENT	30A	30A	30A	30A
PEAK CURRENT	50A	50A	50A	50A
OPERATING FREQUENCY	50kHz	25kHz	50kHz	25kHz
DIMENSIONS	3.0"L x 2.1"W x 0.390"H		2.25"L x 2.1"W x 0.390"H	



HEADQUARTERS AND MAIN PLANT: ILC Data Device Corporation, 105 Wilbur Place, Bohemia, NY 11716, (516) 567-5600, TLX: 310-685-2203, FAX: (516) 567-7358, (516) 563-5208, Toll Free Outside N.Y. 1-800-DDC-1772  
 WEST COAST (CA): GARDEN GROVE, (714) 895-9777, FAX: (714) 895-4988;  
 WOODLAND HILLS, (818) 992-1772, FAX: (818) 887-1372  
 WASHINGTON, D.C. AREA: (703) 450-7900, FAX: (703) 450-6610  
 NORTHERN NEW JERSEY: (201) 785-1734, FAX: (201) 785-4132  
 UNITED KINGDOM: 44 (635) 40158, FAX: 44 (635) 32264; IRELAND: 353 (21) 341065, FAX: 353 (21) 341568  
 FRANCE: 33 (1) 4333-5888, FAX: 33 (1) 4334-9762; GERMANY: 49 (8191) 3105, FAX: 49 (8191) 47433  
 SWEDEN: 46 (8) 920635, FAX: 46 (8) 353181; JAPAN: 81 (33) 814-7688, FAX: 81 (33) 814-7689

# PICO AC-DC POWER SUPPLIES


meet all your  
military, computer  
and industrial  
requirements

## INDUSTRIAL



- Both Linear and Switching Models available New Switching Series .500" Tall
- Linear available with terminal strip or PC mount
- Single, Dual, Triple Outputs
- No Derating to 70°C
- Regulated—Isolated

## OPEN-FRAME



- Up to 200 Watts available
- Universal AC Input 85—264V AC up to 65 Watts
- Jumper Selectable Inputs up to 200 Watts
- Short Circuit Protection
- UL-CSA-TUV Compliant
- Regulated-Isolated
- Multiple Outputs

## HI-RELIABILITY and MILITARY Applications



- Low Profile .500" Height
- Meet MIL-STD-704D Input Requirements
- Optional -55°C to +85°C Operating Temperature
- Selected Environmental Screening per MIL-STD-883 available

**PICO  
Electronics, Inc.**

453 N. MacQuesten Pkwy. Mt. Vernon, N.Y. 10552

Call Toll Free **800-431-1064**

IN NEW YORK CALL **914-699-5514**  
FAX **914-699-5565**

See EEM  
or send direct for  
FREE PICO Catalog

## EDN EDITORS' CHOICE

memory mix. The more registers there are, the higher the density should be. A built-in clock-distribution network minimizes skew, holding it to 1.3 nsec/clock.

The manufacturer is also fielding a programmer/tester for its arrays. The device ties into the arrays via a standard JTAG (Joint Test Action Group) port, taking four I/O pins running at 20 MHz. In addition, it provides parts pretests: a simple, 2-minute programming test and a production test. A JTAG boundary scan can test the programmed part. A developmental tool set back-ends standard CAE tools. It allows engineers to interactively hand-place and route, as well as automatically place and route. The tool set handles engineering change orders, and it allows users to freeze or thaw portions of the design for rework. The set provides a delay calculator and a pin and package editor.


The FPGAs use 3.5V internal logic, mainly to support 10V programming. As a side effect, the arrays consume less power than standard 5V parts. In addition, the transition to 3.3+ voltages for future systems will be easy, eliminating the present level translators at the I/O buffers.

The company uses a 0.75- $\mu$ m, 2-level metal CMOS process for the arrays. The programmable interconnection is a metal-to-polysilicon antifuse with a native  $R_{OFF}$  of 1 G $\Omega$  and a programmed  $R_{ON}$  of 100 $\Omega$ . Each connection has low capacitance, measuring 0.65 fF per antifuse.

Each chip has five power and ground planes that have four decoupling capacitors. The devices come in ceramic PGAs (pin grid arrays), ceramic quad flatpacks, and plastic quad flatpacks. The CP20420 4245-gate FPGA will be available next month in a 155-pin ceramic PGA for \$277.70 (100). The programmer/tester sells for \$4000.—**Ray Weiss**

Crosspoint Solutions Inc, 5000 Old Ironsides Ave, Santa Clara, CA 95054. Phone (408) 988-1584. FAX (408) 980-9594.

## Sprague-Goodman



### Filmtrim® Single Turn Plastic Trimmer Capacitors


- Cap ranges: 1.0-5.0 pF to 25-500 pF
  - Q to 5000 at 1 MHz
  - Operating temp:  
PTFE, Polycarbonate, Polyimide:  
-40° to +85°C  
Polypropylene: -40° to +70°C  
High temp PTFE: -40° to +125°C
  - 6 sizes from 5 mm to 16 mm
  - More stable with temperature than other single turn trimmers
- Phone, fax or write today for Engineering Bulletin SG-402E.

**SPRAGUE  
GOODMAN**

134 Fulton Ave., Garden City Park, NY 11040  
Phone: 516-746-1385 • Fax: 516-746-1396

CIRCLE NO. 116

## Sprague-Goodman



### Airtrim® Single Turn Air Dielectric Trimmer Capacitors

- Cap ranges: 1.0-3.7 pF to 2.9-24.0 pF
- Q typically 8000 at 1 MHz;  
4000 at 100 MHz; 1500 at 200 MHz
- Operating temp: -55° to 85°C
- Temp coefficient as low as  
10  $\pm$  10 ppm/°C
- 2 sizes and 10 mounting configurations  
for printed circuit and panel mounting
- Machined from solid brass

Phone, fax or write today for Engineering Bulletin SG-600A.

**SPRAGUE  
GOODMAN**

134 Fulton Ave., Garden City Park, NY 11040  
Phone: 516-746-1385 • Fax: 516-746-1396


CIRCLE NO. 70

**FLUKE®**



**PHILIPS**

# Test results:



90% of those who try  
a Philips Logic Analyzer from Fluke buy one.



100% get a free DMM\*.

Our logic analyzers sell themselves. All we have to do is get one in your hands. To make sure you do, we're giving you a Fluke DMM\*, whether you buy our analyzer or the competition's. (See attached card for complete details).

Only the Philips PM 3580 family of logic analyzers give you *true* dual state and timing on up to 96 channels - simultaneously. All accessible with one probe and one keystroke. Which means no more dual probing or reconfiguration between state and timing. Or no probes at all if you use our boundary-scan test option!

\*The top-of-the-line Fluke 12 in our newest DMM family. It combines a smart set of troubleshooting features in a new design that's exceptionally fast and simple to operate — with one hand. It's yours after our 30 minute demo, no matter whose logic analyzer you purchase.

All our analyzers feature 50 MHz state and up to 200 MHz timing speeds. As well as integrated state and timing triggering for fast debug of complex hardware and software problems. Plus broad  $\mu$ p support like Intel®'s i486; i386; 80286; 80186/88 families. The MCS-96, 8051, and i960 families. And the Motorola 68040 to 6800, 68HC11, 68332/1, 68302, 68340, 56001, AMD®'s AM 29030, and TI's 320Cxx family.

The PM 3580 family of logic analyzers is priced from \$4495 to \$11,450 - about half the cost of comparable analyzers. What's more you can have them up and running in only 30 minutes.

Find out why the PM 3580 family of logic analyzers were the only ones cited for

excellence and innovation by *Electronic Design*, *EDN*, *Embedded Systems*, *Electronic Products*, and *R&D* magazines. Take the Fluke Challenge. The odds are 100% you'll be totally impressed.

For literature, our video or a demonstration, call **1-800-44-FLUKE**.

John Fluke Mfg. Co., Inc., P.O. Box 9090, M/S 250C, Everett, WA 98206-9090. U.S. (206) 356-5400. Canada (416) 890-7600. Other countries: (206) 356-5500. ©1992. All rights reserved. Registered T.M. of Advanced Micro-Devices and Intel Corp. Ad No. 00178.


FAST ANSWERS

**FLUKE®**

# Shrink Your Power Supplies with TOKIN SMDs

The continuous integration of high-density electronic equipment has created a burgeoning demand for thinner, more compact switching power supplies. To meet this demand, TOKIN has come up with an outstanding lineup of SMD (Surface Mount Devices) transformers. And to help you counter noise emissions

from compact, high-frequency power supplies, TOKIN offers a full selection of SMD-type EMC components including High-Capacitance Multilayer Ceramic Capacitors. Give us a call.



**Common-mode Choke Coils at output sector**

EMC Chip Filters • M-600 Series

Common-mode chip filters ideal for surface-mounting on PC boards

**Ceramic Capacitor for Converters**

Multilayer Ceramic Capacitors

Chip-type ceramic capacitor with large capacitance using Y5U materials

	W	L	H	L <sub>1</sub> , L <sub>2</sub>	L <sub>3</sub>
C205 (SD)	2.7 ± 0.3	5.9 ± 0.4	2.5 max.	0.3 ~ 2.5	0.3 min.
C505 (SE)	5.0 ± 0.4	5.6 ± 0.5	3.0 max.	0.3 ~ 2.5	0.3 min.
C408 (SA)	4.0 ± 0.4	8.0 ± 0.5	3.2 max.	0.3 ~ 2.5	0.3 min.
C610 (SB)	6.3 ± 0.4	10.0 ± 0.5	4.5 max.	0.3 ~ 2.5	0.3 min.
C812 (SC)	8.0 ± 0.4	12.5 ± 0.5	4.5 max.	0.3 ~ 2.5	0.3 min.

Products above are sold only in the U.S.

**Normal-mode Choke Coils at input/output sector**

SN Coils • SN-S3M Series

Excellent absorption characteristics for countering high impulse noise; ideal for high-density mounting

**Bead Inductors for eliminating switching/spike noise**

Solid Chip Inductors • NZ Series

Thin, ultra-small, with monolithic structure and excellent frequency characteristics; designed for automatic mounting

**Transformers for Converters**

SMD Transformers • FEY9.1/7.3

• FEY12.8/11.5

• FEY15.3/13.0

• FED11.6

• FEP7T

• FEE5

Superior magnetic circuit design technology ensures excellent frequency characteristics; compact, thin; ideal for ultra-high density mounting; SMD discrete monolithic structure



**Tokin Corporation**  
 Hazama Bldg., 5-8, Kita-Aoyama 2-chome, Minato-ku, Tokyo 107, Japan  
 Phone: 03-3402-6166 Fax: 03-3497-9756

**Korea Representative Office**  
 # 602, Champs-Elysees Bldg., 889-5,  
 Daechi-Dong, Kangnam-gu, Seoul, Korea  
 Phone: (2) 569-2582 ~ 5 Fax: (2) 544-7087

**Tokin America Inc.**  
 155 Nicholson Lane, San Jose, California 95134, U.S.A.  
 Phone: 408-432-8020 Fax: 408-434-0375  
**Chicago Branch**  
 9935 Capitol Drive, Wheeling, Illinois 60090, U.S.A.  
 Phone: 708-215-8802 Fax: 708-215-8804  
**Boston Branch**  
 945 Concord Street, Framingham, Massachusetts 01701, U.S.A.  
 Phone: 508-875-0389 Fax: 508-875-1479

**Tokin Electronics (HK) Ltd.**  
 Room 806 Austin Tower, 22-26A Austin Avenue,  
 Tsimshatsui, Kowloon, Hong Kong  
 Phone: 367-9157 Fax: 739-5950  
**Taiwan Liaison Office**  
 3F-4, No. 57 Fu Shing N. Road, Taipei, Taiwan  
 Phone: (02) 7728852 Fax: (02) 7114260  
**Singapore Branch**  
 140 Cecil Street, No. 13-01 PIL Bldg., Singapore  
 Phone: 2237076 Fax: 2236093, 2278772

**Tokin Europe GmbH**  
 Knorrstr. 142, 8000 München 45, Germany  
 Phone: 089-311 10 66 Fax: 089-311 35 84 Telex: 5 24 537 tokin d



# If You're Buying Flash Or E<sup>2</sup>PROMs From Somebody Else, You're Missing A Few Parts.

Catalyst offers the largest selection of nonvolatile memories in these parts. And worldwide.

We start with a full range of CMOS Flash memories—reliable, cost-effective E<sup>2</sup>PROM alternatives, with access times as low as 120ns and densities up to 1 Megabit. And we're the only manufacturer to offer both 12V and 5V designs.

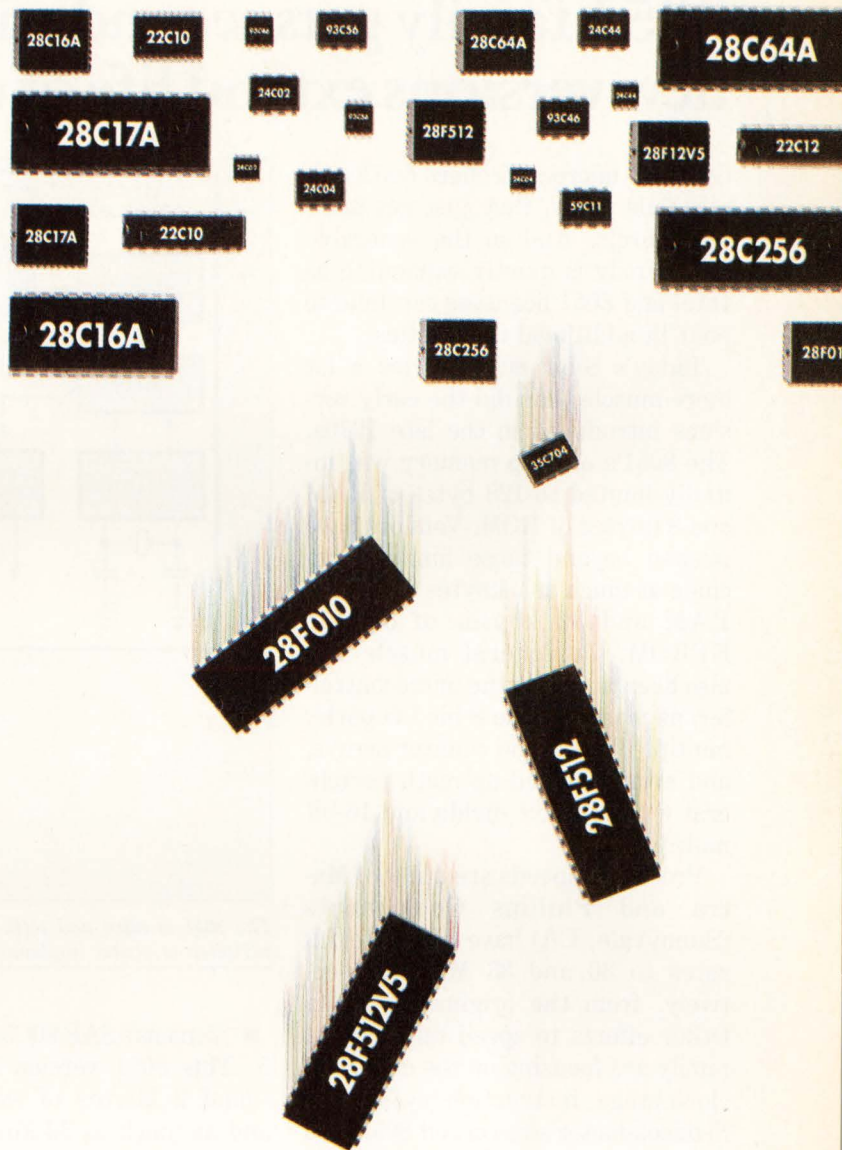
Next we offer a wide variety of serial and parallel E<sup>2</sup>PROMs, giving you the exact densities, bus structures and voltage levels you need. Then we add parts with innovative design features, such as ZERO Power™ standby current and our password-protected Secure Access E<sup>2</sup>PROMs.

We also play an important part in the RAM world with our low-power CMOS NVRAM.

These quality Catalyst parts offer compatibility with industry-standard memories and exceptional ease of interfacing. Most come in commercial and industrial temperature ranges and a complete choice of packaging options.

So now you not only have unparalleled design freedom. You also have the convenience of working with one vendor for all your memory needs—including high-speed CMOS EPROMs.

If you're missing any of these devices, call today for a product selection guide—or a part-to-part talk: (408) 748-7700. Or write Catalyst Semiconductor, Inc., 2231 Calle de Luna, Santa Clara, CA 95054.



**CATALYST**  
SEMICONDUCTOR

# We Deliver More For Less.

## 8051 family gets second wind; new versions extend life of classic $\mu$ C

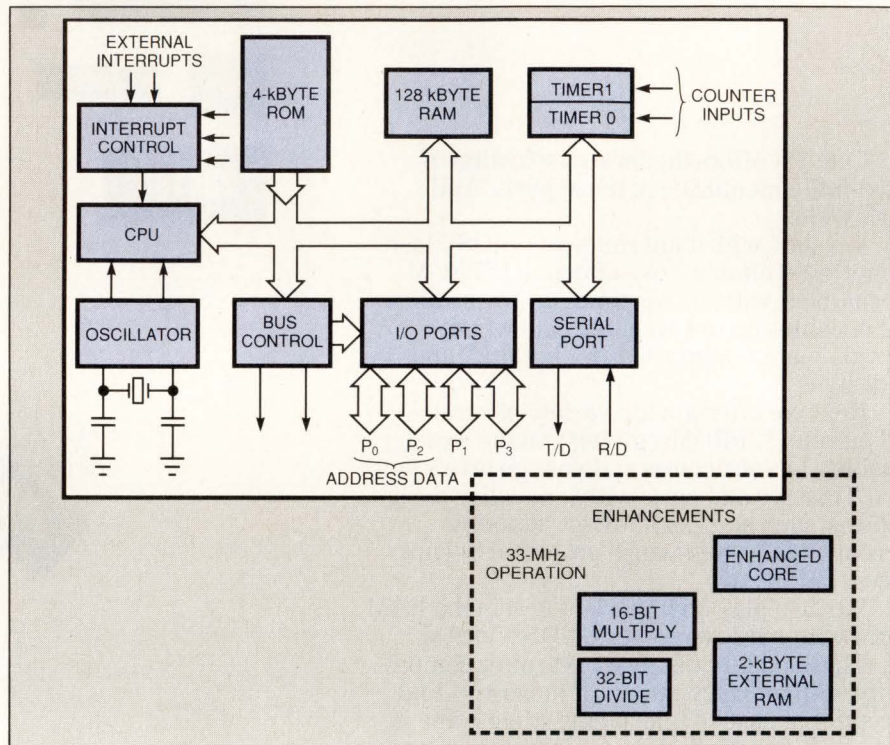
Old 8-bit microcontrollers don't quietly fade away, they just get more peripherals. And so the venerable 8051 family is quietly expanding as Intel and 8051 licensees continue to pour in additional capabilities.

Today's 8-bit 8051 carries a lot more muscle than did the early versions introduced in the late 1970s. The 8051's on-chip memory was initially limited to 128 bytes of RAM and 8 kbytes of ROM. Vendors have pushed beyond those limits to include as much as 2 kbytes of on-chip RAM and 32 kbytes of on-chip EPROM. Peripheral muscle has also been added to the microcontroller: as many as nine 8-bit I/O ports, multiple timers and counter arrays, and even a beefed-up math peripheral with a 32-bit divide and 16-bit multiply.

Processor speeds are up, too. Matra and Phillips Components (Sunnyvale, CA) have pushed clock rates to 30 and 33 MHz, respectively, from the original 12 MHz. Other efforts to speed up the 8051 family are focusing on the core's 12-clock-stage instruction cycle. Oki Semiconductor's reworked 8051, the nX 65 K series, executes instructions in four clock cycles, compared with the original 8051's 12 cycles.

New 8051 versions include

- Oki Semiconductor's one-time-programmable version of its nX 65K series. The architecture of this series is a superset of the 8051 architecture. The series has a fast core and 4, 8, or 16 kbytes of ROM and 128, 256, or 384 bytes of RAM. Prices start at \$6.51 (5000). Oki Semiconductor Inc, 785 N Mary Ave, Sunnyvale, CA 94086; (408) 702-1900.



*The 8051 is alive and well. The 8-bit microcontroller unit is gaining capability through new peripherals, faster implementations, and higher clock rates.*

- Siemens's SAB/80C517A/83C517A-5. This 8051 version has an additional 2 kbytes of external RAM and as much as 32 kbytes of ROM. Its clock rate is as fast as 18 MHz. The device also has seven I/O ports, a 10-bit ADC (8 channels), six counters, eight 16-bit data pointers, a 16-bit-multiply and 32-bit-divide unit, and a 21-channel PWM. Prices start at \$15 (1000). Siemens Integrated Circuit Div, 2191 Laurelwood Rd, Santa Clara, CA 95054; (408) 980-4500.

- Signetics's 83C524/87C58. This 512-byte-RAM version has as much as 32 kbytes of ROM or EPROM and runs as fast as 16 MHz. The chip includes two serial ports, three

timer/counters, and the company's I<sup>2</sup>C (Inter Integrated Circuit Bus) serial interface. Prices start at \$7.50 (10,000). Signetics Co, 811 E Arques Ave, Santa Clara, CA 94088; (408) 991-2000.

- Matra's high-speed 8051s. Based on a fully static design, the 80C52, 80C32, and 80C154 now come in 25- and 30-MHz versions. The 80C154 also comes in 16- and 32-kbyte-ROM versions. The chips have three counter/timers, a full-duplex serial port, and 256 bytes of RAM. The 80C31 $\Omega$ -30 costs \$6 (10,000). Matra Design Semiconductor, 2895 Northwestern Pkwy, Santa Clara, CA 95051; (408) 986-9000; FAX (408) 748-1038.

And over the last year, several vendors made some significant extensions to the 8051. Intel introduced its 87C58/80C58, which has as much as 32 kbytes of EPROM, and the 87C51FX, which has a set of programmable counter functions. And Signetics pushed out more microcontroller units with its chip-level serial bus, the I<sup>2</sup>C. This bus is part of Digital Equipment Corp's proposed Access Bus for low-speed desktop peripherals. It may become a standard.

Vendors continue to modify and extend the 8051 because of the device's popularity. Many engineers like the 8051 because of its many versions and the wide range of on-chip peripherals available. "With the 8051, if I need more power or different peripherals I can just go to another chip," says Jim Manley, director of electronic design at Span Instruments Inc (Costa Mesa, CA). Many take advantage of this prolific processor family to move to a higher-level language like C from assembly language. They pay for the additional overhead by moving to a more powerful chip.

The 8051 microcontroller has a rather baroque architecture. On one hand, it provides a complete set of processing operations including complex addressing and bit operations. The architecture provides memory-mapped I/O control.

On the other hand, Intel designers made some design compromises that complicate programming the device. For example, the 8051 has a complex addressing scheme that includes indexed, direct, and indirect addressing. But some addressing capabilities apply to only some

areas, thus segregating entities that share the same address space (special-function registers share the same space as external RAM, for example). Also, bit operations are confined to an addressing set of 128 bits in local RAM.

On the positive side, the 8051 has direct bit addressing, four register sets in RAM, and a pseudo-Harvard architecture with as much as 64 kbytes each for program and data memory. On the down side, off-chip memory accesses take an additional instruction cycle, making off-chip access expensive. Competing microcontroller units, such as the Motorola 68HC11, take the same time for on- and off-chip accesses. Also, the 8051 has one 16-bit pointer, which makes off-chip addressing difficult. However, Siemens has added a set of eight pointer registers to its 80C517A.


Many engineers find the 8051 easy to learn and program, but they find its peripherals complex. Intel, for example, has gone beyond the original two counter/timers by adding more counters, a programmable counter array, and an up/down counter. Similarly, other vendors have added their own versions of advanced counter peripherals.

Designing in 8051s can be easy. Dallas Semiconductor Corp (Dallas, TX) offers an 8051 superchip, the DS5000. The device is a hybrid: Inside is an 8051 CPU, 8 or 32 kbytes of RAM, and a battery backup—in other words, a complete system.

—Ray Weiss

Intel Corp, 5000 W Chandler Blvd, Chandler, AZ 85226. Phone (602) 554-2388.

# THE AIR CONDITIONER FOR HARSH ENVIRONMENTS



## AHP-1801X SOLID STATE AIR CONDITIONER

Reliable Protection From Heat Build-up  
in NEMA (12,4,4x) Electronic Enclosures

Designed to excel in harsh industrial environments such as NEMA-4X.

Can withstand corrosive salt spray, shock, vibration, windblown dust, rain, and water hose down in outdoor and indoor use.

Applications range from steel mills, foundries, papermills, to communication and remote microwave antenna installations. Entirely sealed and gasketed, mil-spec fans are the only moving parts.

### FEATURES:

- **Operating Range:** -30 °C to +80°C ambients
- **Power Input:** 115 or 230 VAC@50-60 HZ
- **Capacity:** 1500 BTU/HR in cooling (heating optional)
- **Size:** Compact 16"x12.7"x9.7", weight 45 lbs
- **Mounting:** Any orientation, vertical or horizontal plane (gasket and mounting hardware included)
- **Technology:** Thermoelectric, no compressor, fluorocarbons or piping. (Environmentally safe)
- **Temperature Control:** Three position thermostat, Model TC-5F included

To learn more about the AHP-1801X and our entire cooling line, contact:

**teca**

ThermoElectric Cooling America Corp.  
4048 W. Schubert  
Chicago, Illinois 60639  
312/342-4900 • FAX: 312/342-0191

Made in U.S.A.

Visit us at the Electro Booth #1421

CIRCLE NO. 73

## Transceiver IC handles both T1 CSU and ISDN primary-rate interfaces

The LXT310 transceiver integrates most of the elements of a T1-rate telephone channel-service unit (CSU) with ISDN primary-rate interface compatibility into one IC. The device allows you to build CSU capability into other customer premise equipment rather than having to add separate units.

The transceiver has separate transmit and receive ports, each capable of either bipolar or unipolar operation. Both ports integrate most of the active components needed for connection to the telephone network, requiring only isolation transformers and impedance-matching resistors to complete the interface. The device complies with relevant industry standards, including ANSI T1.403 and 408, FCC part 68, and AT&T Pub 62411.

The transmit port can drive signals through twisted-pair cable as long as 6000 feet. To handle shorter cables without needing tuned output circuits, the port offers selectable frequency-dependent line build-outs. You can select 7.5, 15, 22.5, or 0 dB of attenuation.

The receive port has a programmable receive equalizer. To increase noise margin in shorter loops, you can limit the maximum equalizer gain to 26 dB; otherwise, you can allow the gain to range to 36 dB. Using a status I/O pin, the receive channel reports on the line insertion loss as indicated by the equalizer gain setting.

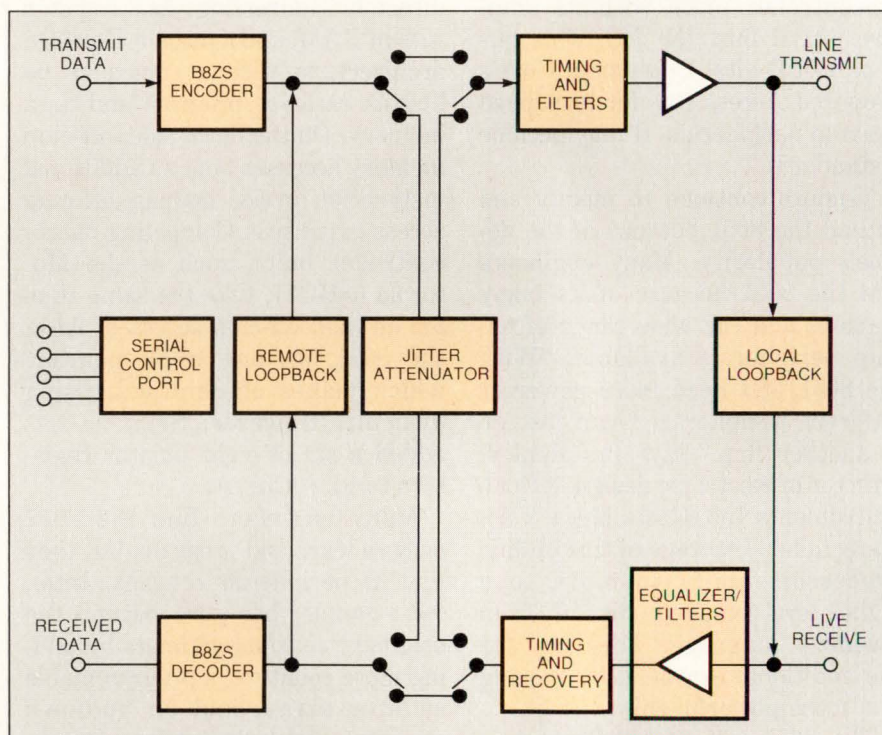
The transmit and receive channels both have selectable B8ZS encoder/decoders. In addition, the channels share a low-frequency (3-Hz) jitter-attenuator circuit. You can select which channel uses the attenuator. The attenuator stores incoming data in a FIFO register,

then relocks the data. The output clock adjusts by intervals as small as  $\frac{1}{8}$  of the clock period.

The transceiver offers several diagnostic features. For example, you can set the transmit section to produce a continuous stream of 1s at the transmit clock frequency to test the cable. You also have a choice of two loopback tests. The local

or software methods for controlling the device. The hardware method uses hardwired control pins and coded signals on data pins to select the various operating conditions. If you prefer software control, the device offers a serial communications port for exchanging commands and status information.

The LXT310 operates from a 5V



*Packing most of a channel service unit (CSU) into one IC, the LXT310 allows you to embed CSU capability into other types of equipment.*

loopback test routes the transmit output lines to the receive input lines, allowing you to test the entire on-chip data path. The remote loopback test routes the recovered receive data to the transmitter section so that the device acts as a repeater. You can activate the remote loopback test either at the chip or through the telephone network.

You have a choice of hardware

supply and typically consumes 300 mW. It comes in a 28-pin PLCC (plastic leaded chip carrier) and ceramic and plastic 28-pin DIPs. Prices are \$30 to \$33, respectively (1000). —**Richard A Quinnell**

*Level One Communications Inc, 105 Lake Forest Way, Folsom, CA 95630. (916) 985-3670. FAX (916) 985-3512.*

# Warning: This Ad Contains Strong Language.



## CUPL™, the premier language for Multiple State Machine PLD design, starts at \$495.00

CUPL cuts your PLD/FPGA design time in half, compared to most other PLD design software. Unlike many semiconductor vendor specific tools, CUPL is designed as a universal programmable logic development system. In over eight years of evolution, it has grown with the industry and has been fine tuned to the taste of most digital designers. CUPL is a tool for engineering productivity.

CUPL's benefits far outweigh its cost in saved design time. The high level behavioral entry HDL and powerful simulator will allow you to design counters and sequential circuits in just a few hours. You can also save your circuit designs in macros and create hierarchical PLD designs. CUPL gives you a choice of

schematic entry tools and you can mix graphics with text entry. What's more, you can use CUPL to design complex PLDs and FPGAs. Unlike our competitors, we don't force you to spend additional thousands of dollars for a separate FPGA tool.

Finally, you can own CUPL for less than half the cost of the competition, and that includes advanced synthesis, partitioning and automatic device features, running on your choice of platform, MS-DOS, SUN or Macintosh. We'll even give you up to \$1,000 in trade for your ABEL-4.\* If you'd like to try CUPL, you can rent it for up to three months at \$49 per month. Call us now — (800) 331-7766.

\*The brands or product names mentioned are trademarks or registered trademarks of their respective holders. ©1992, Logical Devices, Inc.

1201 NW 65th Place  
Ft. Lauderdale, FL 33309  
800 331 7766 / 305 974 0967 / Fax: 305 974 8531

**LOGICAL**  
DEVICES, INC.

## The Future in Autorouting... Here Today

Tango

For complete specs  
and FREE evaluation  
package, call  
800 488-0680



New **Tango-Route PRO** is the fastest, high-completion PCB autorouter for PC workstations. Its speed, ease of operation and professional results set Tango-Route PRO apart from all other autorouters. Whether you're a novice or an experienced designer, you'll find Tango-Route PRO packed with features to help you be more productive, design better boards and get your products to market faster.

### **Unrivaled Performance and Features.**

Tango-Route PRO has a unique "reconstruct" algorithm which iterates to 100% completion up to five times faster than comparable PC-based "rip-up and retry" or "push and shove" PC-based autorouters. Its automated options work like an "expert system" selecting the optimum routing configuration right out of the box for best results in the shortest time. Intelligent algorithms produce boards with fewer vias and shorter trace length to ensure high yields, lower fab cost and enhance board aesthetics. Uniform-, non-uniform- and off-grid routing offer performance equal to or better than "gridless routers." The program fully supports the 32-bit power of 386/486 computers, virtual memory and all current PCB technologies including advanced SMD. And you'll drive Tango-Route PRO with the easy-to-use, Windows™-like Tango interface.

### **Benchmark Tango-Route PRO.**

Tango-Route PRO, together with our design editor, Tango-PCB PLUS, can greatly enhance your productivity. But don't take our word for it... call toll-free for complete specs and a free evaluation package to see the future in auto-routing for yourself.

CIRCLE NO. 75



**Tango**®

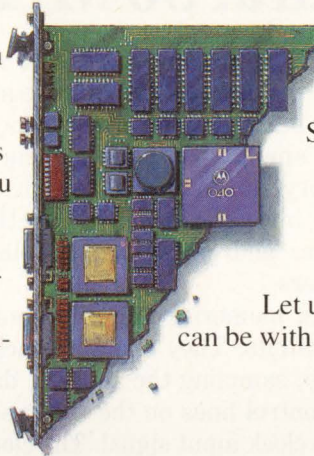
**Helping good ideas become great products.**

ACCEL Technologies, Inc.  
6825 Flanders Drive • San Diego, CA 92121 USA  
Service & Support 619/554-1000 Fax 619/554-1019

# Why Settle for 1/2 an '040 Board?

You've chosen the '040 because you need maximum performance in your VME system. But look carefully, because other Single Board Computers may only give you only half of what you expected from the '040.

Compare Synergy's SV430 performance to any other SBC. Compare bus speed, MIPS, support, flexibility, documentation, reliability, I/O intelligence or any spec you can think of. We think you'll find the same thing we did—the

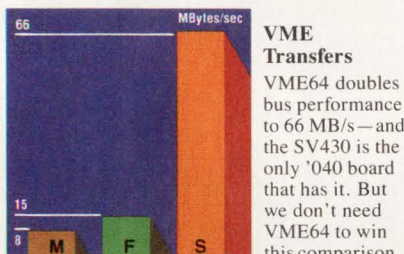


SV430 outperforms every other SBC on the market by as much as 150%.

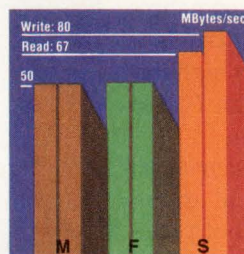
Surprisingly, this kind of quality won't cost you any extra, because Synergy products lead in another important area—value. At Synergy, you don't have to pay a premium price for premium performance.

Let us show you just how far ahead your system can be with a Synergy processor board. Call us today, and get the *whole* '040 story.

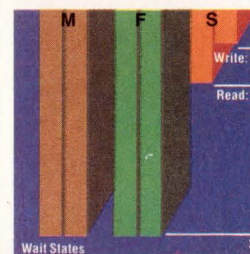
## Compare our specs. Synergy is superior across the board!



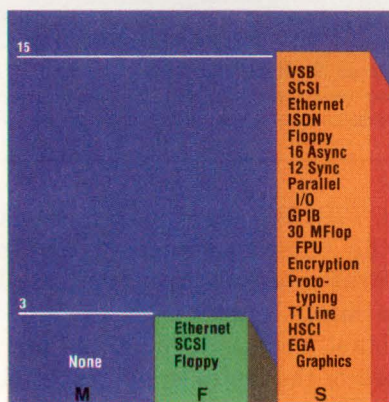
Even normal 32-bit transfers race at 33 MB/s. That's 200% faster than Force or Motorola.



A 25 MHz '040 is capable of accessing memory at 80 MB/s. The closer you are to this maximum, the more '040 performance you're gaining. SV430 bursts are 26% faster than Force and Motorola.



Non-burst '040 performance is measured in wait states. Fewer wait states mean higher performance. The SV430 is not only 66% faster than Force or Motorola, it supports twice the on-board memory—32 MB.

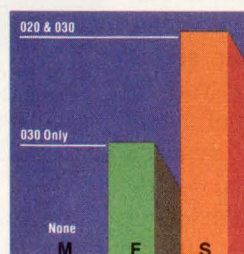


### I/O Modules

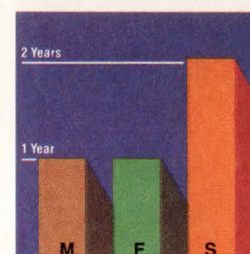
Synergy's EZ-Bus modules are compatible with our entire line of SBCs. This means Synergy's current line of 12 intelligent I/O modules are immediately available for the SV430—today. No other vendor comes close for selection, functionality or availability.

Data from Motorola MVME165 data sheet dated 2/90, and Force CPU-40 data sheet A1 Rev. 1. DRAM measurements shown are with parity. VMEbus transfers are to a 60ns slave.

VME64 is a trademark of Performance Technologies, Inc.




'030 SBCs. Force offers compatibility only from the '030 level, and Motorola offers "upward migration"—a polite phrase that means rewriting your code.



### Product Warranty

Synergy backs the reliability of its SBCs with a two year standard warranty. Force and Motorola only offer you one.



## Synchronous cache RAMs run at 50 MHz

Crying for micro interconnects but nobody listening?



The CY7B173 and CY7B174 synchronous cache RAMs operate at 50 MHz, but they offer more than just high speed. To simplify cache-memory subsystem design, the devices incorporate logic functions such as address latches and burst counters.

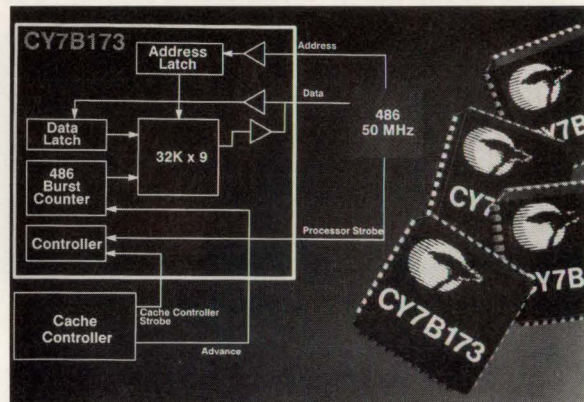
Both memories are organized as 32k x 9 bits. They operate synchronously, sampling the address, data, and control lines on the rising edge of the clock input signal. The clock's minimum cycle time is 20 nsec, allowing operation at 50 MHz. Only the output-enable line operates asynchronously, setting the data output lines to high impedance within 7 nsec of de-assertion.

For the memories to respond to a given clock cycle, both the chip select and address-strobe lines must be properly asserted. The devices have two complementary chip select lines, allowing you to use two banks of memory in your system without external decoding logic. The devices also have two address strobe lines: one for the system processor and one for the cache controller. Having two address strobe lines eliminates the need for external logic in systems with processors that don't relinquish control in the event of a cache miss.

Both address strobe lines have the same effect during a read operation. The data output becomes valid within 14 nsec of the rising clock edge. For write operations, however, the address strobes have different results. The controller's address strobe causes a write opera-

tion to complete in a single clock cycle. The processor's address strobe, however, causes the memory to delay one clock cycle before completing the write operation. This delay lets cache-tag RAM or other logic time identify a cache miss and prevent the write operation if necessary. If both address strobes are active, the processor address strobe takes precedence.

The memories support burst access for read and write operations by supplying an address latch and a built-in burst counter. The



*Running as fast as 50 MHz, the CY7B173 and CY7B174 cache RAMs also speed system design. The devices include data latches, burst counters, and other design-simplifying logic on chip.*

CY7B173 has a counter that follows the burst sequence of the Intel 80486 processor. The CY7B174 offers a linear counter. You can use the burst mode with either the processor or the controller address strobes.

The devices operate at 5V and consume 250 mA. They come in 44-pin PLCC (plastic-leaded-chip-carrier) packages and cost \$69 (100).

—Richard A Quinnell

Cypress Semiconductor, 3901 N First St, San Jose, CA 95134. Phone (408) 943-2600. FAX (408) 943-2741.





Samtec hears your smallest request.

## Nobody reacts to small interconnects and small orders better than Samtec.

Whether you need to shrink your centers or lower your profile, Samtec has the solutions you need. And even when you only need a small quantity, Samtec still jumps to fill your order fast.


Our new *Sudden Solution Guide* shows thousands of Micro Interconnect solutions.

Call 1-800-SAMTEC-9 for your free copy today!




BOARD SPACES  
AS LOW AS  
(6.00mm) .235"


.050" x .050"




.050" x .100"




.050" x .100" IDC



2mm x 2mm



SURFACE MOUNT



CUSTOM & MODIFIED

**samtec**



**IS SUDDEN SOLUTIONS**

New Albany, Indiana USA • Cumbernauld, Scotland UK • Singapore

SAMTEC, INC. P.O. Box 1147 • New Albany, IN 47151-1147 USA • Phone 812-944-6733 • Fax 812-948-5047 • TWX 810-540-4095 • Telex 333-918

CIRCLE NO. 78



# **BELDEN** brings out the custom in our customers.

Belden is known worldwide as a leading supplier of wire and cable products including fiber optic cables, multi-conductor/multi-paired cables, flat cable and connectors, coaxial cables, lead wire, plenum cables, power supply cords, and molded cable assemblies. What is not so well-known is the fact that every "standard" wire and cable in our Master Catalog started out as a custom design for a specific application.

#### **World's largest wire and cable engineering facility.**

In May, 1990, Belden dedicated the most progressive and innovative cable development facility in the world today: the Belden Engineering Center (BEC). Housing over 100 engineers and technicians, this 70,000 square foot facility is committed

to keeping our OEM customers on the leading edge of technology with product development samples, process capabilities equipment, compound materials analysis, and testing and evaluation labs.

The BEC is where Belden brings out the custom in our customers with custom design or co-development of new products, custom modification of standard products, and all the technical assistance you need to keep you ahead of your competition.

#### **Quality you can stake your reputation on.**

As a leading edge manufacturer, Belden's mission is continuous improvement toward a goal of 6-Sigma quality. Total Quality Control is the central theme in

all of our processes, from vendor quality assurance through customer service. That's why original equipment manufacturers (OEMs) like IBM, Black & Decker, Motorola, DEC, Skil, Makita, and Milwaukee Electric Tool rely on Belden for wire, cable, cords, and assemblies they can count on for flawless performance and exceptional reliability.

**For more information about how Belden can turn your dreams into reality, call:**

**1-800-BELDEN-4**

**COOPER**

**Belden**

Quality from Cooper Industries

**NEW**  
2900/3900  
Programming Series starts at \$2995!



# The new 3900 takes you wherever technology goes.

At the speed technology is advancing, you need to be ready for anything. On a limited budget.

The NEW 3900 Programming System keeps up with your most advanced designs while keeping device-programming costs down. It offers leading-edge support for FPGAs, PLDs, memory devices, and microcontrollers up to 88 pins, with future device and package capabilities built in. Yet this support is



offered in device libraries so you pay for only what you need, when you need it. And you can get into the 2900/3900

Programming Series for as little as \$2995.\* Move up to 88-pin support and beyond with a simple upgrade.

Find out how the 3900 can make

your future affordable.

Call today for more information and we'll also send you a FREE copy of Data I/O's all-new, and expanded Wall Chart of Programmable Devices (a \$24.95 value).

To qualify, just call us with the brand name and serial number of any programmer you are currently using.



**1-800-3-DataIO**  
(1-800-332-8246)

\*U.S. list price only.

**Data I/O Corporation** 10525 Willows Road N.E., P.O. Box 97046, Redmond, WA 98073-9746, U.S.A. (206) 881-6444  
1-800-3-DataIO (1-800-332-8246)

**Data I/O Canada** 6725 Airport Road, Suite 302, Mississauga, Ontario L4V 1V2 (416) 678-0761

**Data I/O Europe** 660 Eskdale Road, Winnersh, Wokingham, Berkshire, United Kingdom RG11 5TS, 0734 448899

**Data I/O GmbH** Lochamer Schlag 5A, 8032 Graefelfing, Germany, +49 (0)89-858580

**Data I/O Japan** Sumitomoseimei Higashishinbashi Bldg., 8F, 2-1-7, Higashi-Shinbashi, Minato-Ku, Tokyo 105, Japan  
011-81-3-3432-6991

**Data I/O Limited** 660 Eskdale Road, Winnersh, Wokingham, Berkshire, United Kingdom RG11 5TS, 0734 440011

©1992 Data I/O Corporation

CIRCLE NO. 80

# DATA I/O

## 24-bit DSP processor runs at 40 MHz

**D**SP processor clock rates are climbing. Motorola's 56002 is the second generation of the 24-bit, fixed-point 56001. The 56002 runs to 40 MHz, whereas the 56001 topped out at 33 MHz; this speed increase yields an improved performance of more than 20%. The 56002 peaks at 20 MIPS and 120 million operations/sec: it performs a MAC (24-bit add and multiply, result to 56-bit accumulator) with X and Y data transfers.

The 56001/2 is the only 24-bit, fixed-point DSP processor currently available. It provides higher accuracy and performance than basic 16-bit DSPs, without the larger memory of a 32-bit fixed- or floating-point DSP.

The 56002 incorporates the 56001's core and peripherals. However, the 56002 uses Motorola's universal-design-rule technology, which enables designs to move from process to process easily. The current implementation is on 1.0- $\mu$ m CMOS but eventually will be moved to 0.8- $\mu$ m CMOS. The design is

fully static with clocks to dc frequencies. The PLL is programmable with a clock multiple to 4096.

Motorola added on-chip-emulation features of the 32-bit 96002 to the 24-bit DSP. Using on-chip emulation, designers can debug their application code, controlling the DSP processor via a 6-wire serial interface. Thus, engineers can opt to start and stop the processor, set breakpoints, and monitor and change memory and register values. Breakpoints trigger on program or data access, either ad-

resses or address ranges. On-chip-emulation features include a breakpoint or pass counter to trigger a breakpoint on the *n*th compare iteration; the features also furnish a trace counter, specifying the number of instructions to be executed for each trace step.—**Ray Weiss**

*Motorola Inc, Microprocessor and Memory Technologies Group, 6501 William Cannon Dr W, Austin, TX 78735. Phone (512) 891-2000. FAX (512) 891-2652.*

## Chip links DAT devices and DSP $\mu$ Ps

**D**igital audio brings the ease and interchangeability of today's plug-in audio jacks. Motorola's single-chip digital audio chip, the DSP56401, links DAT (digital audio tape) devices to DSP processors. The chip acts as a transceiver to multiple digital-audio devices, linking them directly to DSP56001/2 DSP processors.

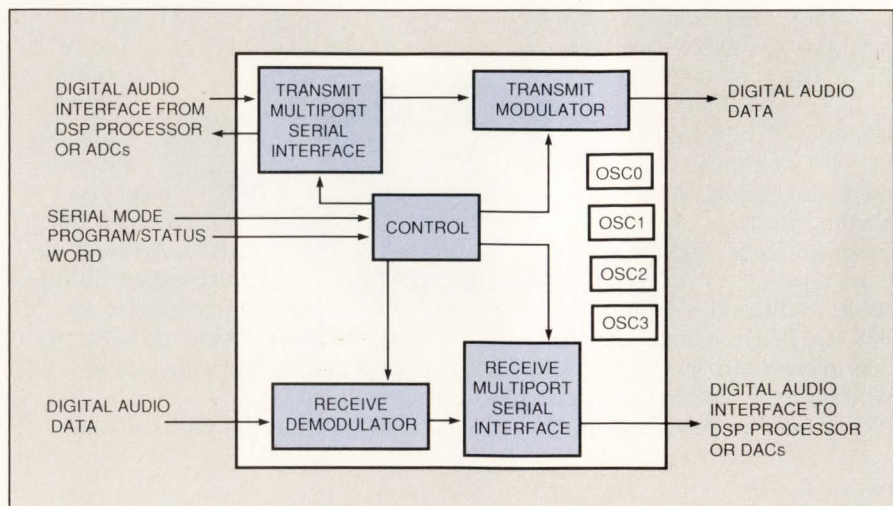
The device meets the AES/EBU and EIAJ CP-340 digital-audio standards. It takes in unidirectional,

self-clocked, stereo digital-audio formats in a single serial channel. It acts as a DAT transmitter and receiver and contains a transmit serial interface, transmit demodulator, receive demodulator and a receive serial interface with a common clock generator. The transmit and receive serial interfaces can be clocked independently if needed. The hardware implements preamble detection and synchronization, parity and CRC checks, and block and frame synchronization.

A phase-locked loop (PLL) detects and recovers the bit clock from the modulated serial input. For

### 56002 DSP processor

Clock . . . . . to 40 MHz internal (PLL input, to 4096 $\times$ )  
 Instruction cycle . . . . . 2 clock cycles, 50 nsec  
 Registers . . . . . 2 24-bit; 2 56-bit accumulator  
 Address space . . . . . 3 64-kbyte $\times$ 16 bit: program, X, Y  
 On-chip memory . . . . . 512 $\times$ 24-bit ROM (Instruction) 2 256 $\times$ 24-bit RAM  
 Arithmetic . . . . . 56-bit ALU (24-bit logic) 48-bit multiply (24 $\times$ 24)  
 Interrupt . . . . . 3 external interrupts  
 I/O . . . . . 24 pins  
 Serial . . . . . asynchronous serial interface synchronous serial interface A/D, D/A, AES/EBU  
 Other . . . . . automatic loop control, on-chip emulation, host and DMA interfaces  
 Package types . . . . . 132-pin pin-grid array or plastic quad flatpack  
 Price . . . . . \$79 (sample qty)



With this single-chip digital-audio transmitter/receiver, you can link DAT devices to DSP processors, ADCs, and DACs.

transmission, a modulator state machine generates the preambles, parity, and CRC data incorporated in the transmitted frame with audio and nonaudio data. DAT transmission uses the LSB-first, biphasemark Manchester decoding for transmission and receive. Multiple DAT devices interface to a single DSP56401. Combined with the DSP56001/2, it provides two chips for processing DAT applications.

In addition, the chip interfaces directly to Motorola D/A and A/D converters. The chip includes four oscillators and a jitter clock recovery system.

The DSP56401 comes in a 64-pin

plastic quad flatpack and costs \$25 (sample qty). An evaluation board is available from Spectrum Signal Processing Inc (Burnaby, BC, Canada). This 5 × 5.75-in., 4-layer board includes DAT input/output ports as well as ports to the DSP56001/2 and to audio converters such as those made by Burr-Brown. Audio connectors for AES/EBU optical lines, balanced-line XLR connectors, and unbalanced RCA connectors are also available.—**Ray Weiss**

*Motorola Inc, Microprocessor and Memory Technologies Group, 6501 William Cannon Dr W, Austin, TX 78735. Phone (512) 891-2000.*

### 80C51 family hits 33-MHz clock rates

Memory costs—especially for high speed parts—are a major limiting factor for embedded systems. Signetics has raised 8051 clock rates to an unprecedented 33 MHz and held down memory access time, keeping memory costs down as well. Other 8051 vendors such as Matra MHS and Siemens are supplying 30-MHz parts.

Two 80C51 family members, the 80C51 and 80C52, run at rates to 33 MHz but require only a 90-nsec memory access time for external memory. As designers moved clock rates out, they recharacterized the parts, reducing interface requirements and gradually improving process upgrades.

The 8051 architecture is designed for both single-chip and external-memory applications. An 8051 supports a single 64-kbyte external address space or two 64-kbyte address spaces: one for instructions and one for data. External references are slower than referencing internal RAM; they must go through the accumulator and take extra cycles. The 80C51 and 80C52 differ in their amounts of scratchpad RAM and on-chip ROM: The 80C52 doubles

80C51 RAM and ROM to 256 bytes of RAM and 8 kbytes of ROM.

An 8051 takes 12 external clocks (6 internal clocks) for an instruction cycle, which includes an instruction and a potential data fetch. At 33 MHz, a base instruction takes 360 nsec. The instruction access time for external memory is specified at 90 nsec, which under previous specs would have been 60 nsec.

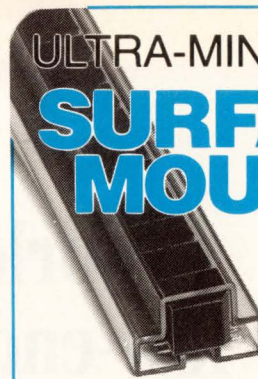
Recharacterized 80C51 timing results in memory access times that are lower across the entire line: a 24-MHz 8x80C51 now uses a 120-nsec memory, compared with 90 nsec previously required.—**Ray Weiss**

*Signetics Corp, 811 E Arques Ave, Sunnyvale, CA 94088. Phone (408) 991-2000. FAX (408) 991-2311.*

#### The 80C51/52 family

Clock . . . . .	3.5 to 33 MHz
Instruction cycle . . . . .	12 clocks
Memory . . . . .	128- to 256-byte scratchpad, 4- or 8-kbyte 64-kbyte instruction address space 64-kbyte data address space
Timers . . . . .	2/3 16-bit timers
I/Os . . . . .	Four ports: 32 lines
Interrupts . . . . .	2 external
Package types . . . . .	40-pin DIP, LCC, 44-pin quad flatpack
Price . . . . .	\$3.50 (10,000); \$17.50 for one-time-programmable version (1000)

## ULTRA-MINIATURE SURFACE MOUNT



Actual Size

## DC-DC Converter Transformers and Power Inductors

All PICO surface mount units utilize materials and methods to withstand extreme temperature (220°C) of vapor phase, IR, and other reflow procedures without degradation of electrical or mechanical characteristics.

These units have gull wing construction and are packaged in shipping tubes, which is compatible with tube fed automatic placement equipment or pick and place manufacturing techniques. Transformers can be used for self-saturating or linear switching applications. The Inductors are ideal for noise, spike and power filtering applications in Power Supplies, DC-DC Converters and Switching Regulators.

- Transformers have input voltages of 5V, 12V, 24V and 48V. Output voltages to 300V.
- Transformers can be used for self-saturating or linear switching applications
- Schematics and parts list provided with transformers
- Inductors to 20mH with DC currents to 23 amps
- Inductors have split windings

Delivery—  
stock to one week

See EEM  
or send direct for  
FREE PICO Catalog

## PICO Electronics, Inc.

453 N. MacQuesten Pkwy. Mt. Vernon, N.Y. 10552

Call Toll Free 800-431-1064

IN NEW YORK CALL 914-699-5514

FAX 914-699-5565

## Workstation brood adds low-end machine and servers

An entry-level workstation, four servers, and two high-end, 24-plane graphics boards expand the utility of the HP 9000 Series 700 family of PA-RISC-based workstations. The Series 700 Model 710 has an entry-level price of \$7490 and delivers 49.7 SPECmarks, 57.9 MIPS, and 12.2 Mflops from its 50-MHz CPU. These metrics contrast with the \$11,990 Model 720, whose performance of 59.5 SPECmarks, 57.9 MIPS, and 17.9 Mflops represents a compiler-enhancement-based improvement from its introductory numbers. Two mechanisms that reduce price and improve performance of the Model 710 workstation are the smaller caches: the 32-kbyte instruction cache and 64-kbyte data cache are from one-quarter to one-half the size of those of the other family members.

The base machine comes diskless, with 16 Mbytes of memory, graphics supporting eight image planes, and a 19-in., 1280 × 1024-pixel-resolution gray-scale monitor. Graphics options allow you to configure the machine with color monitors: a 16-in. 1024 × 768-pixel monitor (\$4000) or a 19-in. 1280 × 1024-pixel monitor (\$6500). All three graphics options are integrated into the CPU and utilize hard-coded graphics primitives to achieve 7292 X11 performance and 950,000 2- or 3-D vectors/sec. Integration onto the CPU is another cost-saving feature.

You can add as much as 840 Mbytes of internal disk storage in four half-height slots or 9.4 Gbytes using external disk arrays. The low-end workstation also supports 1.44-Mbyte, 3½-in. floppy-disk drives, CD-ROM storage, or 2-Gbytes of 3.5-in. DDS (direct-digital-synthesizer) tape. You can also increase

your main memory from 16 Mbytes to as much as 64 Mbytes, using error-correction code SIMMs.

The four servers come in four configurations ranging in price from \$23,440 to \$87,638. The servers enhance network capacity via an internal disk capacity of as much as 2.6 Gbytes and an external capacity of 236 Gbytes. All servers offer two 8-Gbyte, 4-mm DAT (digital-audio-tape) drives and a 600-Mbyte CD-ROM. You can stuff the main memory with 32 to 384 Mbytes of RAM.

The existing workstation family previously offered three graphics choices. These choices featured circuit boards with 8-plane gray-scale or color and a board with as many as four i860 CPUs.

Two new boards for the higher-end 720, 730, and 750 workstations are called the CRX-24 and CRX-24Z. They provide a 24-plane single buffer or 12 + 12-plane double buffer and offer eight overlay planes for additional storage. The CRX-24Z supplements the features

of the CRX-24 with a hardware Z-buffer, accelerated shading, and antialiasing.

Because both boards operate at greater than 30 frames/sec, they both support video. These two graphics options range in price from \$13,500 to \$21,500. A \$2000 software product called Power Shade adds shading capabilities to the existing graphics products or to the new CRX-24; it comes with the CRX-24Z.

In contrast to the relative dearth of software vendors committed to the Series 700 at introduction, HP announces that almost 2000 applications are possible on the workstations today.

Prices are not yet firm and could be lower than quoted. All products are available except for the graphics boards, whose delivery takes four to eight weeks ARO.

—Michael C Markowitz

Hewlett-Packard Co, 19310 Pruneridge Ave, Cupertino, CA 95014. Phone (800) 752-0900.



Extending the low end of its RISC-based workstation line, Hewlett-Packard's Series 9000 Model 710 runs at almost 50 SPECmarks.

# End the connector compromise...

1. SIMPLE PUSH BUTTON RELEASE

2. OPTIONS FOR 3, 7, 9 AND 12 POSITIONS

3. NO SHOCK PLASTIC HOUSING

...in patient  
monitoring  
equipment



Only Hypertronics ends the compromise in quick-disconnect plugs and receptacles...by combining patient-proof design, economical plastic housings and the reliability of military approved contacts in a line of electrical connectors.

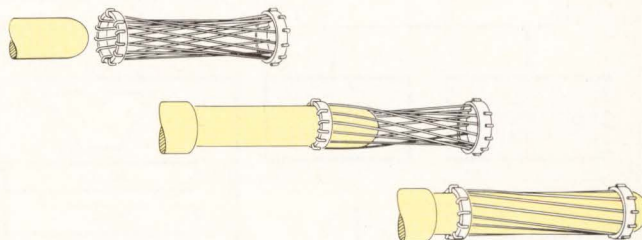
Our injection-molded polycarbonate and polysulfone housings completely shroud current-carrying elements to avoid both reliability and repair problems, as well as user hazards. Yet a simple push-button release allows quick disconnects by untrained personnel.

The economically priced D Series connectors are available in 3, 7, 9 and 12 position modules. Each incorporates the Hypertac® low insertion force contact for unique operational and cost efficiency.

Now you can have it all...in long-life, user-

friendly circular connectors for medical, personal computer and other equipment. End the connector compromise by calling 1-800-225-9228, toll free.

**HYPERTAC®:**  
Inserting pin into hyperboloid sleeve.



**HYPERTRONICS CORPORATION**

*"New Horizons in Connectors"*

16 Brent Drive, Hudson, MA 01749 (617) 568-0451 Telex 951152 FAX 617-568-0680

## 8-bit 68HC05K microcontroller minimizes cost and fits in 16-pin DIPs and SOICs

Engineers who need to watch their design pennies will like a low-end version of the Motorola 68HC05 8-bit microcontroller ( $\mu$ C). The 68HC05K series brings the  $\mu$ C's architecture down to a 16-pin DIP, the smallest pin package for any 8-bit  $\mu$ C. In large OEM volumes, these  $\mu$ Cs' cost will fall to less than \$0.90. In addition, the  $\mu$ C's design minimizes the need for extra components.

Motorola's 68HC05 is a simple  $\mu$ C with a single accumulator and index register. It comes with limited on-chip ROM or EPROM and RAM, typically with 2 to 4 kbytes of ROM and 176 bytes of RAM. It has no provisions for accessing off-chip memory and has four 8-bit I/O ports and a counter/timer system.

The series takes the 68HC05 architecture down another level. Although it has the standard 6805

processor core, the 68HC05K's peripherals have been cut back. It has two I/O ports—one has eight and one has two I/O lines. On-chip memory has been reduced to a 1-kbyte address space, with 504 bytes of ROM or EPROM (including eight interrupt vectors) and 32 bytes of RAM. A new  $\mu$ C option is a 64-bit personality EPROM, which holds version or design data.

Reduced stack-pointer size is a result of the series' limited addressing space. The  $\mu$ Cs have a reduced, multifunction 15-stage timer. A programmable watchdog timer catches runaway software. Both watchdog-timeout and timer-overflow conditions trigger interrupts.

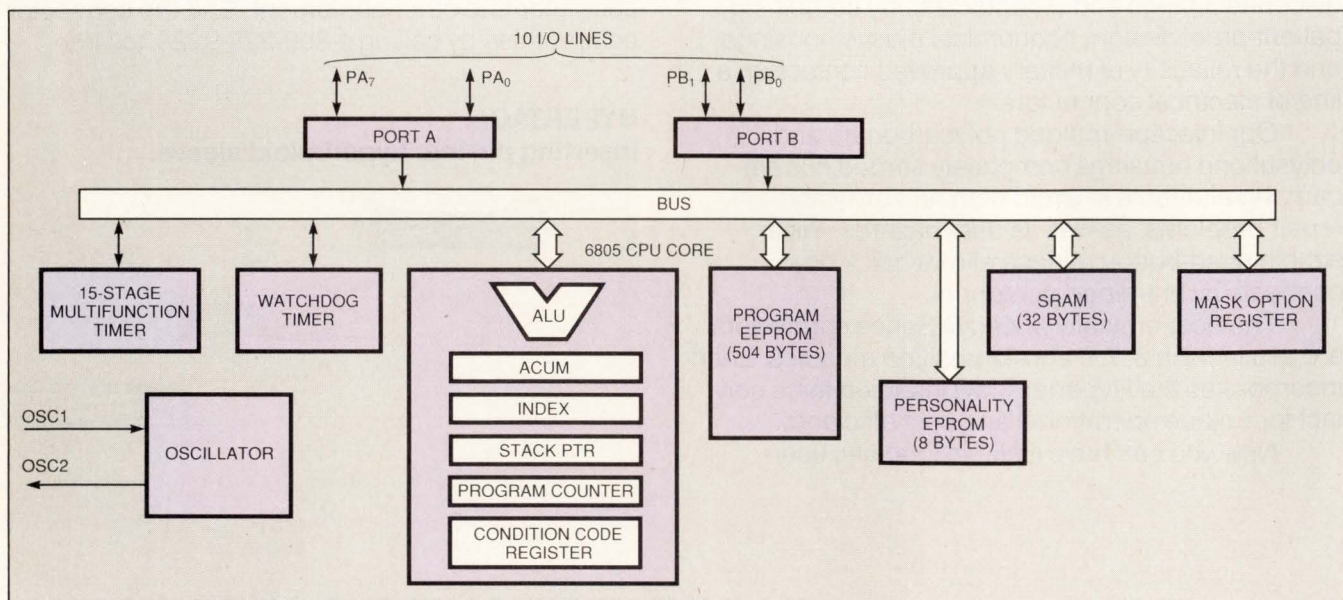
The  $\mu$ Cs feature the standard IRQ external-interrupt line as well as a programmable option for four I/O lines. The I/O lines can be ORed to IRQ, creating five external-

interrupt sources. The  $\mu$ C series runs with a 4-MHz external oscillator or clock; internal clocks are 2 MHz divided down from the rate.

Three new  $\mu$ Cs enlarge the 68HC05K family: the base level 68HC05K0; the 68HC05K1 with personality EPROM; and a one-time-programmable 68HC705K1 with EPROM.

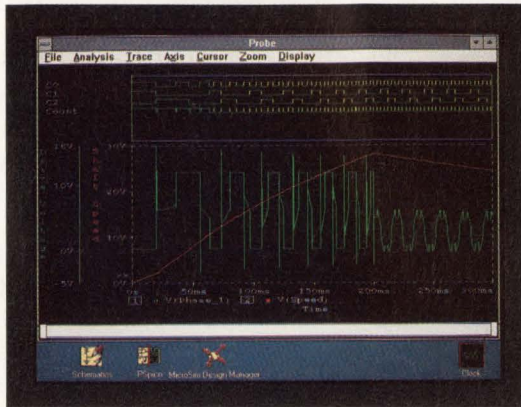
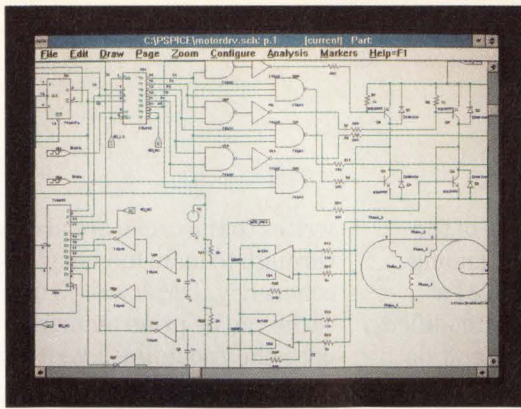
To save external components, four of the I/O lines can sink 4 mA to drive LEDs directly, eliminating drivers. Port I/O pins have software-programmable pull-down resistors (100  $\mu$ A), eliminating external pull-down resistors.

Shortly, the company will introduce a new PC-based integrated-development-software package for the 68HC05K. Developed by P&E Microsystems (Woburn, MA), the package includes a macro assembler, an editor, a simulator, and a

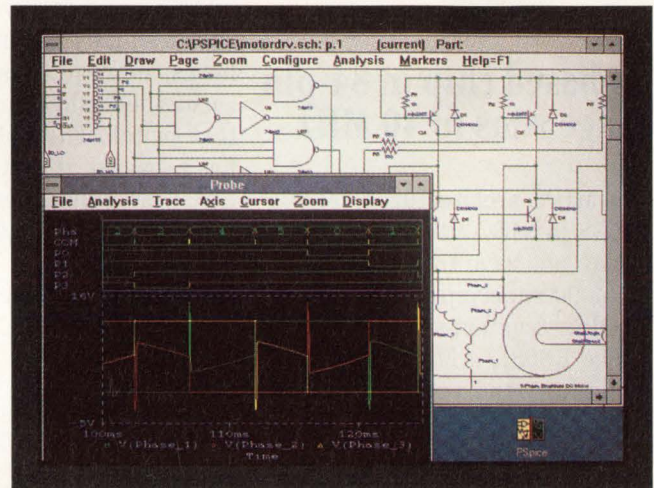


This low-end, 8-bit  $\mu$ C family, the 68HC05K microprocessor series, has a 1-kbyte address range with 504 bytes of ROM or EPROM and 32 bytes of RAM. The series also has a reduced set of peripherals and 10 I/O pins.





**Where would you go to answer all of your analog and digital circuit design questions?**



## THE DESIGN CENTER™!

We brought you PSpice — the world's most popular mixed analog and digital circuit simulator. Now we bring you the **Design Center** — the universal analog and digital circuit design environment! Offering integrated schematic capture, mixed-mode simulation, and graphical waveform analysis, the **Design Center** will take you and your circuit design from conception to realization with ease and efficiency. Here's how!

- Define circuits graphically, selecting from over 4,000 analog and 1,700 digital devices and symbols maintained in our libraries (or create your own).
- Run PSpice simulations directly from the circuit drawing. These features are standard: analog behavioral modeling, Monte Carlo and sensitivity/worst-case statistical analyses, and event-driven digital simulation including worst-case timing.

- View analog and digital waveforms simultaneously along a common time axis, while remaining within your circuit drawing environment. With graphical waveform analysis, you'll be able to interactively visualize simulation results in a variety of ways by applying expressions, user-defined functions, performance analysis, and many more functionalities.

Whether you run with our full-featured configuration with schematic capture (available on Windows 3.0 and OpenWindows), or with one of our reduced configurations (available on a variety of platforms), the **Design Center** will provide you with the most comprehensive system for circuit design available today.

**We're making mixed analog and digital circuit design the standard!** Why not make it yours! For further information on MicroSim Corporation's **Design Center**, call toll free at (800) 245-3022 or FAX at (714) 455-0554.



**MicroSim Corporation**

*The Standard for Circuit Design*

20 Fairbanks • Irvine, CA 92718

PSpice is a registered trademark of MicroSim Corporation

windowed source-code debugger, all combined in an integrated environment.

The low-end 68HC05 parts cost \$1.20 for the 68HC05K0, \$1.85 for the 68HC05K1, and \$2.75 for the one-time-programmable 68HC705K1 (10,000). Samples of the chips are available now.

—Ray Weiss

*Motorola Inc, Microprocessor Products Group, 6501 William Cannon Dr, Austin, TX 78735. Phone (512) 891-3434.*

## MIPS-based chip in 84-pin package runs to 40 MHz

The MIPS-architecture-based ACE, a RISC alternative to PCs, may not have to wait for the Mips R4000 superpipelined RISC (reduced-instruction-set computer) chip. The R3081, a MIPS-based chip, is a high-end version of IDT's R3051/2 family of embedded RISC CPUs. The R3081 is compatible with the Mips R3000 and can run the emerging Microsoft Windows/NT operating system, the core of the ACE (advanced-computing environment) architecture, and Unix. R3081 clock rates run from 20 to 40 MHz.

IDT has solved some of the design obstacles of the original Mips R3000 architecture. For example, the R3081 incorporates a 16-kbyte instruction cache and a 4-kbyte data cache, eliminating the R3000's need for sequential accesses to two caches in a single cycle. Also, the chip has a simple, minimal glue logic interface and uses standard dynamic RAMs (DRAMs) instead of more-expensive static RAMs (SRAMs). The chip integrates an FPU on chip, saving board space and wiring.

The R3081 is pin compatible with earlier R3051 CPUs; existing designs can be upgraded without re-

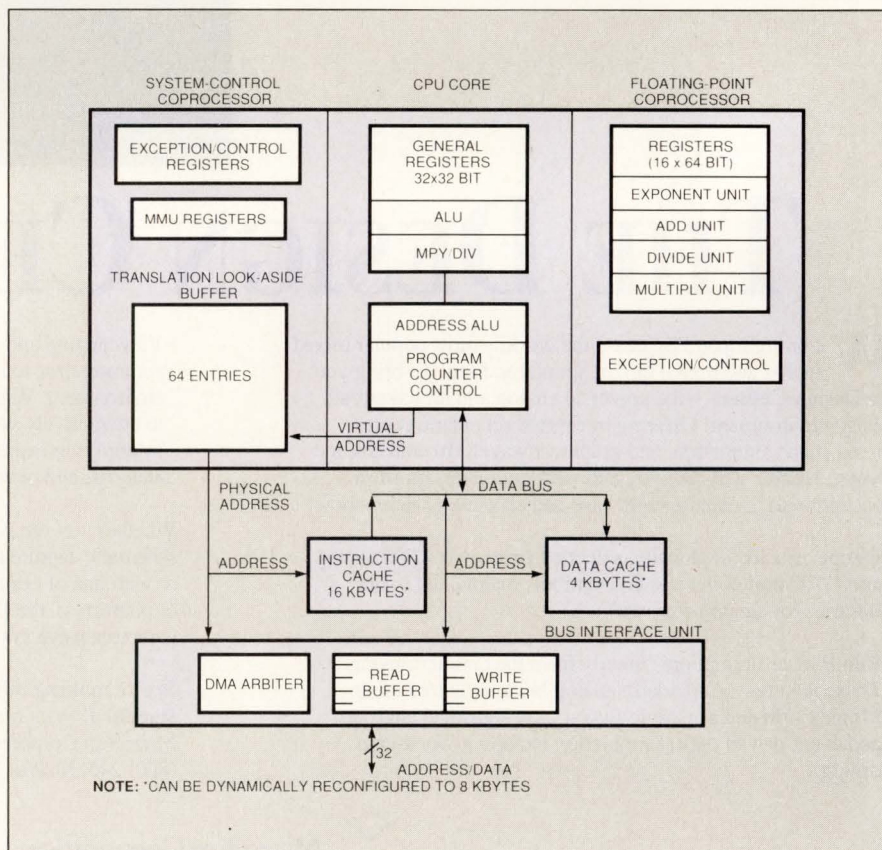
design. The R3081 has one of the largest instruction caches among RISC processors. The R3081's caches can be dynamically modified to an 8-kbyte instruction and data cache configuration, creating a more-balanced configuration. Thus, the operating system can configure the hardware for large-scale applications; the only limitation is that the caches must be flushed before reconfiguring them.

The R3081 caches are direct mapped (only one cached item per address) and are physically, rather than virtually, addressed. This relieves the requirement that virtual caches be flushed on a process context switch. The instruction cache has a 4-word, 16-byte line size (smallest cached element is four words). The data cache has a word or 4-byte line size. The R3081 has a write-through cache policy—

writes to the cache are also written through to main memory. For cache coherency, DMA writes from the cache can be programmed to invalidate the cache lines written, eliminating potential data conflicts (the main memory data now is the valid data).

Like the R3051, the R3081 CPU uses a multiplexed address and data bus to help minimize pin count. This approach does not markedly hamper CPU-memory performance: It shifts from address to data in 1/2 a clock cycle and has read/write buffering. With fast enough DRAMs, reads can take two memory cycles, and writes two or three cycles, depending on decode-logic times. The multiplexed bus does, however, require external logic to latch the address and hold it during the data-presentation phase of a memory cycle.

IDT designers improved CPU



The latest IDT revision of the MIPS RISC architecture, the R3081 combines large on-chip cache with an FPU and a multiplex bus, fitting a small-package IC.

# STANDARD MICROSYSTEMS CORPORATION

COMPONENT  
PRODUCTS DIVISION



## The Leader In Floppy Disk Controller Solutions Announces:

# FDC37C65C+

The FDC37C65C+ Floppy Disk Controller supports the new 2.88MB floppy disk drives with minimal effort and expense, while maintaining backward compatibility with the same pinout as the industry-standard FDC37C65C Floppy Disk Controller.

- Vertical Recording Format And 1Mb/s Data Rate For 2.88MB Floppy Disk Drives
- FDC37C65C Pin Compatible
- True 765B Core
- 16-Byte FIFO

#### Floppy Disk Controller Devices Available

PART NO.	IDE LOGIC	24mA BUS DRIVERS	2.88MB FLOPPY
FDC37C65C		√	
FDC37C65C+		√	√
FDC37C75*	√	√	
Custom	Contact Your SMC Representative		

Available Packages: 40 DIP, 44 PLCC and 68 PLCC  
\*The FDC37C75 includes Game Port.

#### For additional information contact:

Standard Microsystems Corporation  
80 Arkey Drive  
Hauppauge, New York 11788 USA  
Tel. (516) 273-3100 ■ Fax (516) 231-6004

performance by adding read and write buffers. These 4-word-deep read and write buffers allow the CPU to continue processing: Writes are buffered for later execution and burst or block reads can be picked up independently of the CPU.

In addition, the R3051 and R3081 support DMA for peripherals (the DMA takes over the CPU's external bus). Also, the bus interface has been improved with a higher drive, clock output, a half-frequency bus operation option (to have memory

bus speeds relative to the CPU bus rates), and a slow bus turnaround feature that eliminates 3-state contention problems for external memory reads followed by writes. The 20-, 33-, and 40-MHz parts cost \$98, \$146, and \$196, respectively, (10,000). Samples of the R3081 will be available in March.—**Ray Weiss** *Integrated Device Technology Inc, 3236 Scott Blvd, Santa Clara, CA 95052. Phone (408) 727-6116. FAX (408) 492-8674.*

clock and has an execution cycle of 0.95  $\mu$ sec. The CPU has a set of general-purpose registers, eight 4-bit registers, or four 8-bit registers. These are not minimal processors; they have more than 100 instructions, including bit manipulation and table-reference operators. Six data-addressing modes comprise 1-, 4-, and 8-bit direct; 4-bit register indirect and 8-bit register indirect; and bit-manipulation addressing.

This chip is an extension of an existing 4-bit  $\mu$ C, the  $\mu$ PD75P316. The new chip has doubled data memory and additional EPROM. Both chips can run at low voltages, minimizing operating power dissipation: Voltage ranges are 2.7 to 6V.

RAM is organized into four banks of 256 nibbles each. The first bank is for CPU registers, interrupt vectors, and the program stack. The  $\mu$ C peripherals are memory mapped and are in memory bank 15.

The  $\mu$ PD75P316A chip comes with peripherals that include an LCD controller, a watchdog timer, an 8-bit binary counter with comparator and count register, a serial bus for interfacing with other processors, and three 4-bit I/O ports.

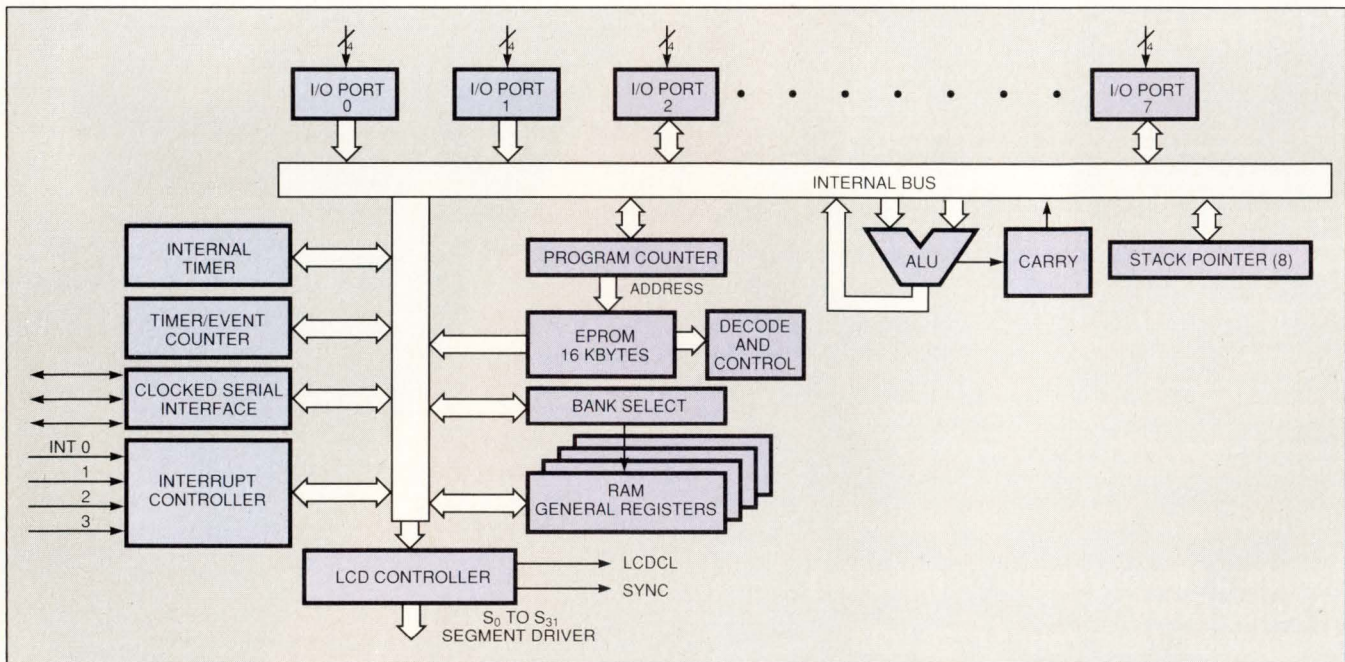
## 4-bit microcontroller supports 16 kbytes of EPROM and 1k nibbles of static RAM

Engineers shouldn't treat 4-bit (1-nibble) microcontrollers ( $\mu$ Cs) as outdated technology. Four-bit  $\mu$ Cs are alive and kicking. In fact, they're busy attacking the low end of the 8-bit  $\mu$ C market with specialized peripherals. A 4-bit  $\mu$ C, the  $\mu$ PD75P316A, combines 16 kbytes of EPROM with low power consumption, direct drive for LEDs, and an LCD controller.

Four-bit  $\mu$ Cs are a variation of

8-bit  $\mu$ Cs, in that they sport 8-bit instruction sets but use 4-bit arithmetic and data. Thus, they have the same control capabilities of 8-bit  $\mu$ Cs but suit applications that don't need 8-bit arithmetic or long data words. The  $\mu$ UPD75P316A, a single-chip  $\mu$ C with no external memory capability, has 16 kbytes of programmable EPROM on chip and 1k nibbles for data storage.

The chip runs with a 4.19-MHz



This 4-bit  $\mu$ C, the NEC  $\mu$ PD75P316A, is a full-fledged microcontroller with sophisticated peripherals, including an LCD controller.

# Performance's FCT-T CMOS Logical Solution

Low-Noise, Ultra High-Speed, Low Ground Bounce

Parameters	Performance's FCT-T	Leading Competitor's FCT-T
$V_{OLP}^*$	0.6	0.8
$V_{OLV}^*$	0.8	1.0
$V_{IHD}^*$	1.5	1.7
$V_{ILD}^*$	0.8	0.8

\* $V_{OLP}$  = Peak Ground Bounce     $V_{OLV}$  = Undershoot  
 $V_{IHD}$  = Dynamic Input High     $V_{ILD}$  = Dynamic Input Low

Performance's  
**FCT-T vs.**  
Leading Competitor's  
**FCT-T**

## Highest Speed, Low-Noise Solution

Performance Semiconductor now offers an ultra high-speed CMOS logic family designed for extremely low noise and available in three speed grades. The C speed at 4.1 nanoseconds is the fastest TTL compatible logic available — up to 55% faster than equivalent bipolar FAST logic products. The A and B speed grades are up to 40% faster than FAST products and the regular speed matches FAST production speeds. This 5 volt logic family, designed with a limited output swing from 0 to 3.4 volts,

includes edge rate control circuitry, output feedback circuitry, and multiple transistors staged to turn on and off at different times. Performance's FCT-T addresses additional elements that include controlled edge rates, tighter skews, matched rise and fall times, significantly improved ESD characteristics and power-off / power-down. All are offered in commercial grades (available in plastic, DIPs and SOIC) and military grades (available in ceramic DIP's and LCC's).

### Buffers/Line Drivers

<input type="checkbox"/> Inverting Octal	FCT240T
<input type="checkbox"/> Non-inverting Octal	FCT241T
<input type="checkbox"/> Non-inverting Octal	FCT244T
<input type="checkbox"/> 10-bit Non-inverting	FCT827T
<input type="checkbox"/> 10-bit Inverting	FCT828T

### Transceivers

<input type="checkbox"/> Inverting Registered	29FCT52AT
<input type="checkbox"/> Non-inverting Registered	29FCT53AT
<input type="checkbox"/> Non-inverting	FCT245T
<input type="checkbox"/> Non-inverting Registered	FCT543T
<input type="checkbox"/> Inverting Registered	FCT544T
<input type="checkbox"/> Inverting Bus Transceiver w/ 3 States	FCT620T
<input type="checkbox"/> Non-Inverting Bus Transceiver w/ 3 States	FCT623T
<input type="checkbox"/> Non-inverting Buffered	FCT643T
<input type="checkbox"/> Non-inverting Registered	FCT646T
<input type="checkbox"/> Inverting Registered	FCT648T
<input type="checkbox"/> Inverting Registered	FCT651T
<input type="checkbox"/> Non-inverting Registered	FCT652T
<input type="checkbox"/> Non-inverting w/ Odd/Even Parity	FCT657T
<input type="checkbox"/> 10-bit Non-inverting Transceiver	FCT861AT
<input type="checkbox"/> 9-bit Non-inverting Transceiver	FCT863AT
<input type="checkbox"/> 9-bit Inverting Transceiver	FCT864AT

### Latches

<input type="checkbox"/> Octal Non-inverting Transparent	FCT373T
<input type="checkbox"/> Octal Transparent w/ Inverted Outputs	FCT533T
<input type="checkbox"/> Octal Transparent w/ Flow Thru Pinout	FCT573T
<input type="checkbox"/> 10-bit Non-inverting Buffered	FCT841T
<input type="checkbox"/> 9-bit Non-inverting Buffered	FCT843T
<input type="checkbox"/> 8-bit Non-inverting Buffered	FCT845T

### Registers/Flip-Flops

<input type="checkbox"/> Multilevel Pipeline w/ Dual 2-Level Shift	29FCT520T
<input type="checkbox"/> Multilevel Pipeline	29FCT521T
<input type="checkbox"/> Diagnostic Scan	29FCT818T
<input type="checkbox"/> Octal D Flip-Flop w/ Master Reset	FCT273T
<input type="checkbox"/> 8-Input Universal Shift	FCT299T
<input type="checkbox"/> Octal D Flip-Flop w/ Output Enable	FCT374T
<input type="checkbox"/> Octal D Flip-Flop w/ Clock Enable	FCT377T
<input type="checkbox"/> Quad Dual-port w/ True Outputs	FCT399T
<input type="checkbox"/> Octal D Flip-Flop w/ Inverted Outputs	FCT534T
<input type="checkbox"/> Octal D Flip-Flop w/ Flow-Thru Pinout	FCT574T
<input type="checkbox"/> 10-bit Non-inverting Buffered	FCT821AT
<input type="checkbox"/> 9-bit Non-inverting Buffered	FCT823AT
<input type="checkbox"/> 8-bit Non-inverting Buffered	FCT825AT

### Decoders

<input type="checkbox"/> 1-of-8 Decoder	FCT138T
<input type="checkbox"/> Dual 1-of-4 Decoder	FCT139T

### Counters

<input type="checkbox"/> Synchronous Binary w/ Asynchronous Reset	FCT161T
<input type="checkbox"/> Synchronous Binary w/ Synchronous Reset	FCT163T
<input type="checkbox"/> Up/Down Binary Counter	FCT191T
<input type="checkbox"/> Up/Down Binary Counter	FCT193T

### Multiplexers

<input type="checkbox"/> Non-inverting Quad 2-input	FCT157T
<input type="checkbox"/> Inverting Quad 2-input	FCT158T
<input type="checkbox"/> Non-inverting Quad 2-input w/ 3-State	FCT257T
<input type="checkbox"/> Inverting Quad 2-input w/ 3-State	FCT258T

### Comparators

<input type="checkbox"/> 8-bit Identity Comparator	FCT521T
--	---------

\*Performance Semiconductor also offers most of the above functions with 3.3V power supplies

For more information call  
**(408) 734-9000**

**PERFORMANCE**  
SEMICONDUCTOR CORPORATION  
610 East Weddell Drive, Sunnyvale, California 94089

To save on component costs, the I/O-port pins have programmable pullup resistors. Three ports can drive LEDs directly, eliminating the cost of drivers or buffers.

The on-chip LCD controller has four modes, which drive 32, 64, 96, or 128 LCD segments. The controller saves the LCD data in the upper 32 nibbles of RAM bank 1. The controller has built-in timer functions (using the  $\mu$ C timer) to refresh the LCD displays automatically. Signals coordinate multiple  $\mu$ Cs acting as LCD controllers.

The  $\mu$ PD75P316A comes in an 80-pin quad flatpack for one-time-programmable versions and in an 80-pin leadless chip carrier with a

window for reprogramming. To program the EPROM, 12.5V are needed. The chips meet commercial -40 to +85°C temperature ranges.

Development support for the 4-bit  $\mu$ C includes a structured assembler preprocessor, which incorporates high-level control constructs into assembly code, making it easier to structure a program.

The  $\mu$ PD75P316A costs \$27.95 (10,000) for the one-time-programmable part and \$65 for the reprogrammable part (small qty).

—Ray Weiss

NEC Electronics Inc, 401 Ellis St, Mountain View, CA 94039. Phone (415) 960-6000. FAX (800) 729-9288.

## 16-bit $\mu$ C combines 200-nsec instructions with low power and 64-kbyte EPROM or ROM

American engineers can now design in Hitachi's 16-bit, high-end microcontroller ( $\mu$ C) H8/500 series. Because a patent-infringement suit between Motorola and Hitachi has been settled, the H8/500 is now available in the United States. The H8/500 is a 16-bit  $\mu$ C having a 200-nsec basic instruction cycle backed up with as much as 62 kbytes of on-chip EPROM or ROM and 2 kbytes of static RAM.

The previous-generation 300 series  $\mu$ Cs have a 64-kbyte address space, 8- or 16-bit registers, a register operation orientation, and fixed 2- or 4-byte instructions. In contrast, the 500 series can address 16 Mbytes using paged addressing. The series also features an orthogonal instruction set, a 32-bit-long word for 32-bit processing, and a peripheral set.

The H8/500  $\mu$ Cs support a single

address space—with as much as 16 Mbytes of external memory—using memory pages. The CPU works within a 64-kbyte page, which is defined by page registers. The three major memory modes of the chip include Expanded Minimum, which addresses 64 kbytes of external memory; Expanded Maximum, which addresses 1 Mbyte of external memory (16 pages); and Single Chip, which addresses on-chip memory only. The  $\mu$ Cs have an 8- or 16-bit external memory bus. Internal-memory accesses take two internal clock cycles, and external-memory accesses take three cycles.

The series has eight general-purpose 16-bit registers—two of which are dedicated as stack and frame pointers. Running at 10 MHz, the  $\mu$ Cs deliver a 200-nsec add, a 1.6- $\mu$ sec multiply, and a 2.6- $\mu$ sec divide. The series has a variable instruction length with 63 instructions. The  $\mu$ Cs' seven addressing modes include a register indirect with an increment/decrement option, which is effective for optimized table-entry processing. The instruction set also includes bit manipulation and test instructions.

The instruction-processing rate increases by laying out instruction object code in reverse order in memory. Instead of having the op code as the leading byte for an instruction, it is presented last, trailing the effective address information. This reversal speeds execution because the effective address fetches can parallel instruction decoding.

The  $\mu$ Cs have as much as 62 kbytes of on-chip program memory, which is the largest amount of on-chip memory for any commercial 16-bit  $\mu$ C. This factory-programmed memory is either mask ROM or one-time-programmable EPROM (zero turn-around time) for fast delivery and prototyping. For program development, windowed reprogrammable EPROM parts will be available in 80-pin, plastic-leaded-chip-carrier versions of standard 84-pin, zero-

Table 1—Hitachi H8/500 Series Microcontrollers

H8 Version	Features	Price (quantity)
Common to all	Seven or more ports, duplex serial channel, 10-bit A/D converter (13.8 $\mu$ sec) watchdog timer, 9 external interrupts, DMA controller, wait-state controller, 8-bit multifunction timer, 2 or more 16-bit timers, 3V power versions	NA
510	ROMless controller 16-bit external bus, on-chip DRAM refresh 112-pin quad flatpack	\$11.85 (5000)
520	Low-end controller 64-pin package 16-kbyte ROM/EPROM, 512 bytes of RAM	\$11.45 ROM (10,000) \$22.22 EPROM (1000)
532/534	Midrange controller, 3 PWM timers, extra 16-bit timer, 32-kbyte ROM/EPROM, 1- to 2-kbyte RAM 84-pin plastic leaded chip carrier or 80-pin quad flatpack	\$14.20 ROM (10,000) \$25.80 EPROM
536	High-end controller, 3 PWM timers, extra 16-bit timer, 62-kbyte EPROM/ROM	\$19.40 ROM (10,000) \$34.10 EPROM (1000)

Note: NA=Not applicable.



# The Key Building Block in High-Frequency EDA Applications

From cellular and satellite communications to radar and electronic defense, EEsof's electronic design automation (EDA) software suite is the key building block in today's rapidly growing RF and microwave applications. In fact, EEsof is the world leader in EDA software tools for high-frequency analog circuit and system design.

Top electronic engineering firms like AT&T, General Electric, IBM, Motorola, Raytheon and Texas Instruments use EEsof's powerful design-for-manufacturing software to increase design efficiency, reliability and yields while reducing time-to-market.

Our easy-to-use tools provide engineers with a complete hierarchical suite to support




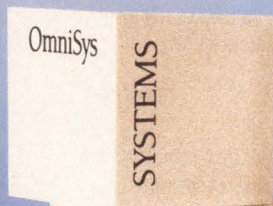


advanced circuit design... from top-down design of high-frequency systems, to bottom-up development of detailed electrical models. EEsof provides the most complete line of high-frequency simulators, along with libraries of circuit and system models. We support industry manufacturing standards like Gerber,<sup>TM</sup> GDSII,<sup>TM</sup> and IGES,<sup>TM</sup> and interfaces to Cadence, Mentor Graphics

and other top EDA vendors.

Make EEsof the key building block in your applications. Call, FAX or write EEsof for more information on the complete

suite of integrated high-frequency analog simulation software.

5601 Lindero Canyon Road  
Westlake Village, CA 91362 USA  
Phone: 1-800-34-EESOF  
FAX: 1-818-879-6467.



©1992, EEsof Incorporated

turnaround-time parts. These devices can be programmed in a standard 27256-type EPROM programmer.

These 16-bit  $\mu$ Cs also have a large set of on-chip peripherals, which include two or three 16-bit timers, an 8-bit free-running timer, a DMA controller, seven to nine I/O ports, an interrupt controller, a 10-bit A/D converter, a serial communications interface (duplex), and a watchdog timer.

The  $\mu$ Cs have built-in power management. You can choose three programmable power-down states: Sleep, where the clock and support peripherals run, but the CPU is halted; Software Standby; or Hardware Standby—in both standby modes everything is halted. In all power-down modes, RAM and reg-

ister values are held. Recovery is triggered by combinations of interrupts and special pin inputs. Typical current dissipation is 30 mA running, and 20 mA and 0.01  $\mu$ A, respectively, for sleep and standby modes.

Software tools are available for the  $\mu$ C series: two C compilers from Avocet Systems Inc (Rockport, ME) and Software Environments Ltd (Dallas, TX), as well as a Forth system, and a Fuzzy-Logic compiler from Togai Infralogic (Irvine, CA). In-circuit emulators are also available from a number of vendors.

—Ray Weiss

*Hitachi America Ltd, Semiconductor and IC Div, 2000 Sierra Point Pkwy, Brisbane, CA 94005. Phone (415) 589-8300. FAX (415) 583-4207.*

## Programmable I/O processor services device interrupts

Device and I/O channel management processing can quickly load a system down, bringing a host CPU to its knees. To combat this, in the 1960s, IBM developed programmable I/O channel processors to offload device channel processing from the 360 and later-version host CPUs. Now, desktop, server, and dedicated-systems designers can apply the same solution to their designs with an I/O processor chip, the Signetics SC26C460.

When a device needs service, it triggers a request line; the SC26C460 processor will then queue these requests, servicing them by assigned priority. The chip can interrupt the host CPU to pass data or request service.

The chip is a dedicated I/O processor that can handle as many as 32 device channels, directing and controlling their I/O data streams. The chip is programmable, with 15 instructions; the processor offloads the host CPU by fielding device interrupts and managing the device data transfers between the peripherals and main memory. The proc-

essor can address as many as 16 Mbytes of memory with an 8- or 16-bit bus.

The processor does not buffer device data. Instead, it directs the data flow, managing device access to a common memory. The processor can be used directly with the host CPU's main memory or with a dual-port memory scheme, which isolates device and host access without creating contention on the host memory bus.

The processor stores separate memory addresses and buffer lengths for each device channel; each device channel has a separate channel program-entry point. The processor can interrogate and check device status, read and write a peripheral, and branch to a different processing stream. It can also translate device code via decision tables.

The SC26C460 I/O processor comes in a 68-pin plastic leaded chip carrier and costs \$18.50 (1000).—Ray Weiss  
*Signetics, Box 3409, Sunnyvale, CA 94088. Phone (408) 991-2000. FAX (408) 991-2311.*

## Where you can learn a little black magic.

If you'd like to learn a few new tricks in analog design, check the schedule of the Analog Devices Advanced Linear Design Seminar below and then reserve your space by calling 1-800-ANALOGD (in Canada, call 617-937-1430) today.

### NORTH AMERICA

City	Date
Cleveland, OH	May 5
Detroit, MI	May 6
Santa Clara, CA	May 7
Burlington, MA	May 7
Pleasanton, CA	May 8
Milwaukee, WI	May 11
San Diego, CA	May 11
Chicago, IL	May 12
Irvine, CA	May 12
Houston, TX	May 13
Woodland Hills, CA	May 13
Dallas, TX	May 14
Phoenix, AZ	May 14
Dayton, OH	May 15
Denver, CO	May 15
Minneapolis, MN	May 18
Huntsville, AL	May 18
Waterbury, CT	May 19
Atlanta, GA	May 19
Whippany, NJ	May 20
Tampa, FL	May 20
Smithtown, NY	May 21
Orlando, FL	May 21
Santa Clara, CA	May 27
Rochester, NY	May 27
Beaverton, OR	May 28
Toronto, Can	May 28
Bellevue, WA	May 29
Montreal, Can	May 29
Waltham, MA	June 1
Raleigh, NC	June 2
Ft. Washington, PA	June 3
Baltimore, MD	June 4
McLean, VA	June 5

### EUROPE


City	Date
Copenhagen, Denmark	May 4
Berlin, Germany	May 5
Wiesbaden, Germany	May 6
Hamburg, Germany	May 7
München, Germany	May 8
Vienna, Austria	May 11
Zürich, Switzerland	May 12
Lyon, France	May 13
Paris, France	May 14
London, England	May 15
Edinburgh, Scotland	May 18
Eindhoven, Netherlands	May 19
Stockholm, Sweden	May 20
Rome, Italy	May 21
Milan, Italy	May 22

Far East and Japan seminars to be held in June. Please call 1-617-937-1430 for schedule.





If you've always thought linear design involved a little black magic, here's where you can learn a few of the tricks.



If you're one of the few engineers who realizes the world of analog design isn't all that mysterious, you'll appreciate our Advanced Linear Design Seminar. Because it's the perfect opportunity to pick up a few new tricks.

Hosted by Analog Devices, one of the leading suppliers of analog and mixed-signal ICs, and its distributors, the seminar series will include talks by prominent design wizards such as Derek Bowers, Paul Brokaw, Lou Counts, Barrie Gilbert, Walt Jung, and others.

The full-day tutorials also include solutions-oriented discussions that are geared towards showing you how to increase system performance while actually lowering overall cost. Plus you'll get free product samples, our 700-page *Amplifier Applications Guide*, other technical reference materials, and more.

Admission to the seminar is just \$20, and it includes everything above, lunch, and refreshments.


So if you're a design wizard who wants to add to your repertoire of linear design tricks, it's no secret what you should do — call 1-800-ANALOGD (in Canada, call 617-937-1430) and reserve a seat today. Before they all disappear.



## The Analog Devices Advanced Linear Design Seminar.

Analog Devices, Inc., One Technology Way, P.O. Box 9106, Norwood, MA 02062-9106. Headquarters: (617) 329-4700. Offices, applications support and distribution available worldwide.

# Get A Load Of This!



## Closest Thing Yet To A Real-World Load

No more testing trade-offs! Kikusui's PLZ-3W series has everything you want in an electronic load. Four operating modes — constant current, voltage, resistance and power — let you simulate any real-world loading requirements.

Recreate your actual load demand on the PLZ-3W by capturing it with a DSO. Then use Kikusui's exclusive sequence mode, which acts as a 10bit arbitrary waveform generator, to accurately replay the captured waveform on the load. For added flexibility, you can program functions and read measured values from

the front panel or the optional GPIB or RS-232C interfaces. Additional advances include programmable rise and fall times, slew rates to 4 A/ $\mu$ sec, soft start and short circuit capabilities, plus such convenience features as front panel calibration.

Find out how easily you can produce incredible load simulations for research, testing and manufacturing of all DC power devices. Contact us by calling toll free 1-800-545-8784 or

by fax at 1-310-986-1624. Kikusui International Corp., 1980 Orizaba Ave., Signal Hill, CA 90804.



# 50% higher discharge capacity 25% less space



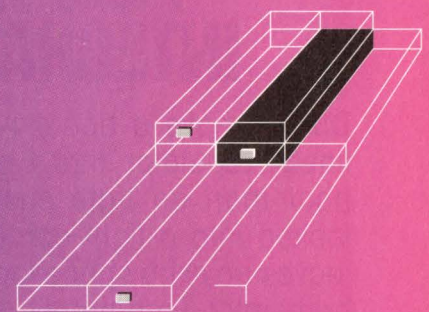
Advanced Cylindrical Sealed Rechargeable Nickel Cadmium Batteries

**NOW** is the time to upgrade your battery packages

Sanyo's new compact, lightweight Cadnica® Slim batteries maximize volumetric energy to deliver a discharge capacity that's 50% higher than standard cylindrical NiCd batteries - plus, the low profile, rectangular shape facilitates stacking to eliminate dead space.

The KF Series batteries feature superior gas absorption and a voltage of 1.2V per cell. They can be "quick charged" in 1.5 hours and possess superior shock and vibration resistance due to laser welding technology and strong steel cans.

These features plus high reliability and long life make these Sanyo batteries ideal for your most demanding design concepts like portable electronic products.



#### AVAILABLE NOW

Sanyo's Cadnica® Slim series, which had been available on a limited basis, are now available to the entire OEM design community. Call today.

In Florida: (904) 376-6711  
 In Illinois: (312) 595-5600  
 In New Jersey: (201) 641-2333  
 In Georgia: (404) 279-7377  
 In Dallas: (214) 480-8345  
 In San Diego: (619) 661-6620

Model	Nominal Voltage (V)	Capacity (mAh) at 0.2C rate	Standard Charge		External Dimensions (including tube)			Weight (approx.g)
			Charging Current (mA)	Time (Hrs.)	L (mm)	W (mm)	T (mm)	
KF-A600	1.2	600	60	14-16	67.0	17.0	6.1	23
KF-A900	1.2	900	90	14-16	67.0	17.0	8.1	30
KF-A1200	1.2	1200	120	14-16	67.0	17.0	10.3	38
KF-B600	1.2	600	60	14-16	48.0	17.0	8.1	21
KF-B400	1.2	400	40	14-16	48.0	17.0	6.1	16

## SANYO

SANYO Energy (U.S.A.) Corporation  
 2001 Sanyo Avenue  
 San Diego, CA 92173

# IS A 50¢ LINEAR REGULATOR BURNING UP YOUR BOARD?



## PLAY IT COOL WITH OUR 1.5 AMP INTEGRATED SWITCHING REGULATOR


Do you have a board with a 3-terminal linear regulator that's generating more heat than an irate customer? Are you locked into a tight compact design that leaves no extra space for a larger heatsink? Fortunately, you can now play it cool with an innovative product from Power Trends—a 1.5 Amp Integrated Switching Regulator (ISR) that needs no heatsink.

Power Trends' 1.5 Amp ISR is pin-compatible with existing 3-terminal "78 and 79 Series" linear regulators, fits into the same space, and is just as easy to use. With 85% efficiency, our ISR provides a cool replacement alternative

for a hot linear regulator. Of course it costs more, but it could save you thousands.

Specifications include: laser-trimmed output voltages from 3.3 to 15 volts, calculated MTBF of over 1,000,000 hours, 0.2% line and 0.4% load regulation, and power densities of 25 to 100 watts per cubic inch.

So if you have a heat/space/reliability problem now, or just want to make sure you don't have one in the future—check out Power Trends' super-efficient ISR. Call or write for more information, and ask about samples.



**POWER TRENDS**

Power Trends, Inc. 1101 North Raddant Road, Batavia, IL 60510 • (708) 406-0900 • FAX (708) 406-0901

## Trio of software tools tailors MS-Windows to test applications

If you use an MS-DOS PC to develop and run test applications, Hewlett-Packard figures that sooner or later—probably sooner—you're going to be doing your development and running your programs under MS-Windows V3.0 or higher. Therefore, the firm is announcing a trio of Windows-based test-development packages.

Of the three latest offerings, Instrument Basic for Windows provides the best place for neophyte test programmers to get started. The language is designed for engineers and scientists who want to write their own test software to run under Windows. (Despite Basic's reputation as a beginner's language—Basic stands for *Beginners'* all-purpose symbolic instruction code—HP claims that test engineers still program as many test applications in Basic as in all other languages combined.)

This Basic is interpreted, preserving the language's interactive flavor, and is much more test oriented than other Windows languages. Unlike earlier versions of HP Instrument Basic, the Windows version runs on 80x86-based PCs *without* a 680x0-based coprocessor board.

ITG II is a tool for programmers looking for assistance in creating Windows-based test programs. It doesn't allow you to program solely by creating, interconnecting, and manipulating icons. (Last year, for people totally averse to text-based programming, the vendor introduced a workstation-based package called VEE that lets you control instruments and data solely by working with icons.)

ITG II targets test engineers



Graphics displays that appear in windows while you develop and debug your test program are just one of the features of Instrument Basic for Windows. The language is one of three packages the vendor is targeting at test engineers who use MS-DOS-based PCs to develop and run test applications.

with programming experience who will find the graphics-based features handy for generating code segments in several languages. But text-based code will still be needed for linking the segments, which themselves are text based, into working applications. ITG II is the successor to the vendor's earlier ITG/DOS, a package that does not support MS-Windows.

One of ITG II's new features is a driver-writing tool. Although you cannot use the tool for writing complex instrument drivers, you can use it to rapidly write drivers that control an instrument's most-often-used functions. You write the drivers by following a structured question-and-answer process that is embedded in the tool.

The vendor characterizes the third package, HP-IB for Windows and DOS, as a safety net for DOS/Windows programmers who are working with Windows-compatible languages and applications and

want to control IEEE-488 instruments. In other words, if you are using a language that doesn't handle instrument control, you can enhance this language with the instrument-control functions you need by using HP-IB for Windows and DOS. If, instead of a language, you are using a Windows application, such as Excel, and you want to do instrument control and data acquisition from your spreadsheet, this Windows and DOS package will allow you to do the job.

HP E2200A, Instrument Basic for Windows, costs \$395; HP E2020B, ITG II, including a library of 220 instrument drivers, costs \$1495. HP 82335B, HP-IB for Windows and DOS, including an ISA bus IEEE-488 interface card, costs \$525.—**Dan Strassberg**

*Hewlett-Packard Co, 19310 Pruneridge Ave, Cupertino, CA 95014. Phone (800) 752-0900 for information; (800) 452-4844 for orders.*

# EPLD combines 80-MHz counter rate with 256 logic cells and 164 I/Os

Logic designers carve out their creations under tight constraints, limited by logic delays, interconnection costs, and available I/O pins. They can, however, use the Altera MAX 7000 series EPLDs (erasable programmable logic devices) to gain some sorely needed design elbow room. The top-of-the-line EPM7032 brings together an 83.3-MHz ( $f_{CNT}$ ) counter clock rate, with 256 logic macrocells, special shared logic-expander terms, a fixed cell-to-cell signal delay of 3 nsec, and 164 I/O pins. Logic delay for a signal, coming on chip through a gate to a flip-flop, is 12 nsec ( $t_{PD}$ ).

Engineers can build designs from the logic macrocells using expander terms to widen logic product terms. The company furnishes a comprehensive macro design library of SSI and MSI parts that are mapped onto the MAX macrocells from the earlier MAX 5000 line. The MAX 7000 series supports faster clocks, a minimized intercell delay to 3 nsec, and higher I/O pin counts. In addition, for the first time the MAX programmable logic is available in an electrically erasable PLD (EEPLD).

The first two members of the MAX 7000 family are the EPM7256GC192, a 10,000-gate EPLD with 192 I/Os; and the EPM7032LC44, a 1250-gate EEPLD with 36 I/Os (4 dedicated inputs). Most applications can use approximately 50% of these gates. Future chips will push to 300 pins and 20,000 usable gates.

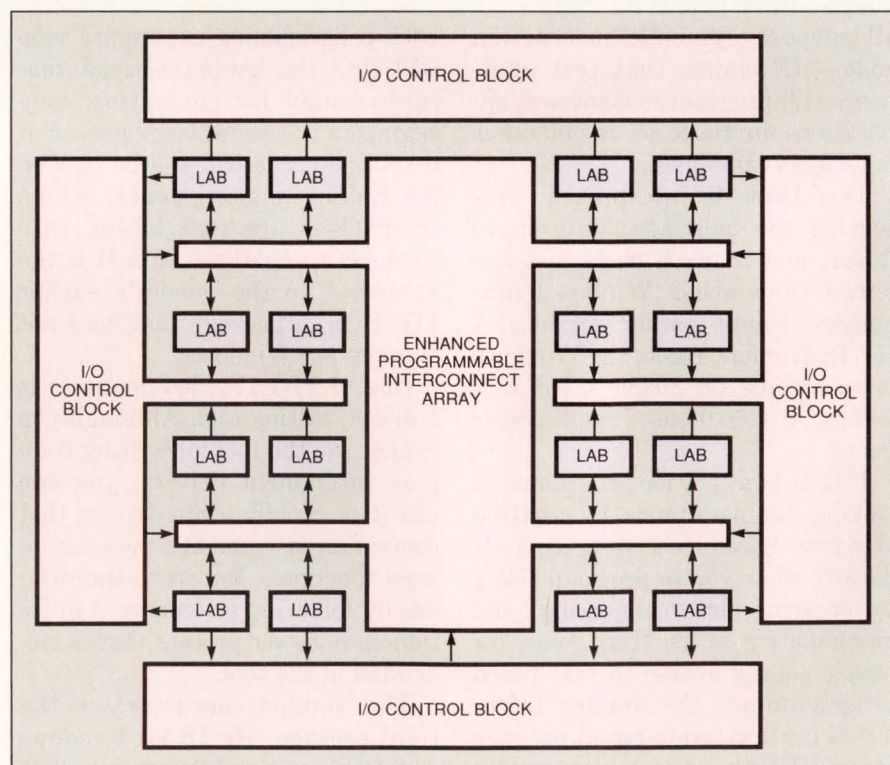
The MAX family sits in the middle of the large-scale programmable logic world. On one hand, RAM-based FPGAs (field-programmable gate arrays), like Xilinx's, have an

array of logic cells that are programmed by setting underlying RAM control bits. This RAM controls each cell as well as on-chip interconnects. On the other hand, antifuse FPGAs modeled after gate arrays have an array of cells with one-time-programmable interconnects. Vendors such as Actel, Quicklogic, and Crosspoint use low-impedance antifuses to program macrocell interconnects. MAX EPLDs are reprogrammable, but they must be taken out of the system to do so.

Altera's approach to complex FPGAs is to build fixed hierarchies of macrocells. For example, the EMP7032 has 256 macro or logic

cells. These cells are ordered into logic array blocks. An EPM7256 has 16 logic blocks, each with 16 macrocells. Each logic block is like a mini PAL—the macrocells share a logic array or bus of signals. These signals are routed to an individual cell input term by programming its EPROM connection bit, just like a PAL. Each macrocell logic input acts as an implicit AND gate with multiple product terms. Thus, you can build fairly complex logic using a simple macrocell.

However, the MAX EPLDs differ from PALs in that Altera engineers added a programmable interconnect array for linking signals between logic blocks. This array is



**With this EPLD architecture, intercell signal delays are held to 3 nsec. Using the MAX 7000 series, you can build complex logic without worrying about unconstrained routing delays.**

# So many surface mount choices.

# One solution.

## A supplier to top your list.

Augat supplies the ideal surface mount solutions for all your semiconductor and board-to-board interconnection needs, as well as the premier solutions in surface mount switches.

## For true innovation.

Look to Augat's patented EII and PAI Contact Technologies found in our ultra performance backplane interconnects, our LGA sockets, and our new MEZ-CON (mezzanine board connector) line. These systems solve problems associated with interconnecting components on high density surface mount grids. They're truly innovative because they require no solder, thus eliminating the tedious job of inspecting solder joints or making sure all points along the process are precisely calibrated. These systems have many applications, and each is reliable in the extreme (for example, they are the industry's most tolerant solution regarding board warpage).

If your needs are more in line with current surface soldering technology, Augat has the solution for you as well. Our SMT PLCC, PGA, and DIP sockets all meet strict industry standards to assure unsurpassed performance.

## All the answers in DIP switches.

Augat is the leading supplier of DIP switches. Our new and novel ultra-low-profile, half-pitch GDH DIP series is finding many applications with new types of electronic equipment. Other Augat switch solutions include: slide, toggle, pushbutton, and rotary DIP styles.

## More ways to help.

Augat SMT solutions maximize the experience, technology, and quality you're looking for. We have a trained staff ready to answer each of your questions, and to take your orders for immediate delivery. Why not call now?

**AUGAT**<sup>®</sup> *Quality and Innovation*  
INTERCONNECTION PRODUCTS DIVISION

452 John Dietsch Boulevard  
Attleboro Falls, MA 02763 USA  
Tel: (508) 699-9800 FAX: (508) 699-6717

CIRCLE NO. 91

# Commitment to Technology

EDN Asia provides  
leading edge, state-of-the-art  
technology information to 28,000  
Asian Engineering Professionals.



## EDN ASIA

Serving the World's Fastest Growing Electronics Market

## EDN-PRODUCT UPDATE

laid out so routing delays between any two logic-block signals remain constant at 3 nsec. This tactic eliminates the routing problems that many designers experience with other FPGAs, where timing depends on efficient routing. MAX timing delays are fixed, with perhaps higher delays than an efficiently routed FPGA layout.

To increase potential logic complexity, Altera engineers added expander product terms to the logic blocks. These are unallocated AND gates that can be programmed and shared by the logic-block macrocells. With expanders, designers can fit as many as 76 product terms into a single macrocell using one additional logic level of delay.

The MAX7000 macrocell is a simple logic block. It consists of a product term-select matrix (5 PAL-like AND gates) with simple logic ORed and the result fed to a flip-flop or directly out. Without expanders, a macrocell takes as many as 32 product terms. The logic handles D, T, JK, and SR flip-flops. Global clocks, clears, and output enables are also provided.

The company's development software, MAX+PLUS II, is for the MAX programmable logic and runs on a PC under Windows 3.0. This tool set includes a graphic schematic editor, a text editor, a waveform editor, and a logic simulator for testing designs. It includes Altera's Hardware Description Language for textually defining designs such as state machines. The system also provides a tool for partitioning large designs into multiple chips.

The 192-pin pin-grid-array EPM-7256GC192 costs \$395 (single qty). The 44-lead plastic-leaded-chip-carrier EPM7032LC44 costs \$14.75 (100).—**Ray Weiss**

*Altera Corp, 2610 Orchard Pkwy, San Jose, CA 95134. Phone (408) 984-2800. FAX (408) 248-7097.*



# When You Need Service, Illinois Capacitor Stands Tall.

The best capacitors with the best service and support... that's what Illinois Capacitor is all about.

IC starts by helping you choose the right capacitor to fit your application and budget.

You'll save labor too, with IC's value-added services, which include epoxy end sealing, tape and reel/ammo pack, cut leads, and selection to special capacitor tolerances. Whatever your needs, your order will be filled with 100% burn-in tested capacitors to assure dependability and save you QC time.

Don't settle for just capacitors. Demand the industry's best quality capacitors and service. Call your local IC distributor or IC. Do it today!

Ask for **FREE**  
Capacitor Engineering Guide.



**ic**<sup>®</sup>  
ILLINOIS CAPACITOR, INC.

3757 West Touhy Avenue, Lincolnwood, IL 60645  
(708) 675-1760 • Fax: (708) 673-2850

CIRCLE NO. 92



1,156 position  
LGA Socket

249 position  
Stacking  
Connector

## **BUTTON BOARD SOLUTIONS FOR TODAY'S HIGH SPEED NEEDS**

Versatile CinApse Interconnect Devices

Today's high speed semiconductor devices can achieve even better performance when they're interconnected by exceptional CinApse button board technology.

CinApse is densely packaged in extremely low profile configurations that maintain the highest speed signal integrity possible. It was designed to interface microprocessor devices to printed circuit boards without solder. Because

CinApse technology is so flexible and efficient, the world's leading computer and semiconductor manufacturers rely on it in a broad range of demanding commercial and military applications, including:

- Board (or flex-to-board) stacking
- LGA sockets
- Test/Burn-in sockets
- MCM/hybrid interconnect devices
- Various custom interconnects

Lightweight, yet extremely durable, CinApse accommodates temperature extremes ranging from as high as 200° C to as low as the cryogenic temperatures of liquid nitrogen. CinApse also provides excellent shock and vibration resistance. Specify the technology that enables your designs to perform at their optimum level – CinApse.

Call today for a free design consultation or sample –

708.981.6000, Ext. 4291.

105 position  
MCM Interconnect

**CIN::APSE** by **CINCH**  
*Solutions That Connect*

A Division of Labinal Components & Systems, Inc.

© 1992 Labinal Components & Systems, Inc.

- Crystals
- Crystal Oscillators
- Crystal Filters
- Ceramic Resonators

# RALTRON

## ONLY RALTRON HAS IT ALL.

### THE PRODUCTS

RALTRON manufactures one of the industry's most complete product lines of high quality crystal units, oscillators, filters and ceramic resonators.


### THE PRICES

Because our product line is so complete, our inventory so large, and our nationwide distribution system so streamlined, RALTRON can offer pricing that is always competitive, and often far lower than the competition.

### THE PEOPLE

We've got some of the best people in the business — from technical support and sales to customer service and shipping. You can count on RALTRON people to come through for you on time, every time.

Call us today with your requirements or for our 28 page product catalogue.



#### SURFACE MOUNT CRYSTAL UNITS HC-45/U SMD, TT SMD, HC-49S SMD

- Frequency Range: 3.5 MHz-360 MHz
- Mode of Oscillation: Fundamental to 9th O.T.
- Frequency Tolerance: @ 25°C: ± 2.5 ppm to ± 100 ppm
- Frequency Stability: ± 3 ppm ( - 10°C to + 60°C) to ± 100 ppm ( - 10°C to + 70°C)



#### WORLD'S SMALLEST OCXO, ROXO 210A

- Frequency Range: 1.0 MHz to 20.0 MHz
- Temperature Stability: ± 2 x 10<sup>-7</sup> ( - 20°C to + 65°C)
- Long Term Stability: ± 2 x 10<sup>-7</sup> per year
- Phase Noise: - 145 dbc (10 KHz offset)
- Power consumption (stabilized): 2.0 W
- Size: 35.3 x 27 x 25.4 mm (1.40" x 1.06" x 1.0")



#### SMALLEST VCXO WITH HIGH SENSITIVITY VC-7025

- Frequency Range: 2 MHz to 35 MHz
- Frequency Stability: ± 25 ppm (0 to 70°C)
- Deviation Sensitivity: ± 50 ppm/V typ. (up to ± 70 ppm/V)
- Size: 14 pin DIP package

### CRYSTAL UNITS

Microprocessor crystal units  
 HC-49 short (AT strip)  
 Microprocessor crystal units surface mount — "TT-SMD" family  
 AT strip crystal units — cylindrical package  
 Tuning fork quartz crystal units 32.768 KHz  
 High accuracy crystal units

### OSCILLATORS

Clock oscillators  
 TTL compatible  
 Clock oscillators  
 HCMOS compatible  
 Clock oscillators surface mount  
 Clock oscillators enable/disable  
 Clock oscillators dual output  
 Clock oscillators ECL compatible  
 Temperature compensated crystal oscillators — TCXO  
 Oven controlled crystal oscillators — OCXO  
 Voltage controlled crystal oscillators — VCXO

### FILTERS

Monolithic crystal filters

### CERAMIC RESONATORS

Ceramic resonators — 200 to 800 KHz  
 Ceramic resonators — 2.000 to 6.000 MHz

## RALTRON ELECTRONICS CORP.

2315 NW 107th Avenue  
 Miami, Florida 33172  
 FAX (305) 594-3973  
 TELEX 441588 RALSENU1  
 (305) 593-6033

**Only RALTRON has it all.**

## μP/peripheral-function building blocks speed system-design tasks

Having a library of microprocessors and peripheral functions allows you to design complex ASICs quickly, much as you'd build a breadboard. The Coreware library contains three groups of building blocks: 16- and 32-bit microprocessors, floating-point processors, and peripheral functions.

Several ASIC-vendor libraries contain 4-, 8-, and 16-bit microprocessor cores. One ASIC vendor, VLSI Technology, offers a core of its Acorn 32-bit RISC (reduced-instruction-set-computer) processor. LSI Logic's Coreware library offers familiar 32-bit RISC cores that allow you to customize designs by tailoring the cache or peripherals to meet your application's special needs. These building blocks are high-speed, standard components with existing software bases and large installations of native hosts.

At introduction, the library contains embedded SPARC and Mips microprocessor cores and a 1750A 16-bit processor core. Among the range of pipelined and nonpipelined IEEE-754-compliant floating-point units are 32- and 64-bit ALUs and multipliers as well as a pipelined 32-bit divider. Initially, peripheral functions are limited to a SCSI-1 controller, a generic multiprocessor bus interface, an SBus DMA controller, and a Mips read-write buffer. JPEG (Joint Photographic Experts Group) Image Compression, a Reed-Solomon Codec, and the Mips integrated FPU/CPU functions are currently in the works.

Each function block, like ASIC primitives, consists of a schematic representation and a gate-level simulation model in LSI Logic's proprietary format. In addition, the function blocks also offer behavioral-level simulation models. These

C-code models are kept in an intermediate format that the vendor can translate to VHDL (VHSIC Hardware Description Language), Verilog, and its own behavioral-simulation language.

In addition, the function blocks feature existing test vectors. These vectors allow the vendor to perform comprehensive in-circuit manufacturing tests on each of the blocks. The test method that each pattern uses varies depending on the particular functional blocks; the embedded SPARC module uses an internal scan chain whereas the embedded Mips module uses parallel-input vectors that require you to provide pin access to the block's borders. These tests reduce your design responsibility to just providing observation and control of nodes within the random logic and non-Coreware library functional blocks.

The roughly 20,000-gate embedded SPARC core is a bare-bones processor. The core is based on the early SPARC instruction set; it doesn't perform direct multiplication or division. In addition, the core offers no floating-point coprocessor interface and requires two memory cycles for load instructions. The core, which runs at 20 MHz, does provide on-chip cache support or offers an interface to off-chip cache.

The Mips family is represented by two core processors, which can run at 25, 33, and 40 MHz. Both the roughly 35,000-gate embedded core and the 25,000-gate CPU are fully static designs that implement most of the Mips I instruction set. Using 1-μm fabrication, you can surround the core with approximately 65,000 gates of additional logic. The embedded core provides a 4- or 8-kbyte instruction cache, an optional data cache, a DRAM (dy-

namic RAM) controller, a bus-interface unit, and three counter/timers.

A direct data-bus interface bypasses the bus-interface unit and provides single-cycle data transfers between the embedded CPU and dedicated on-chip static RAM or ROM. The cores offer provisions for DMA, although they sacrifice coprocessor support, a memory-management unit, and translation look-aside buffers (TLBs). Without the TLB registers, the CPUs don't offer instructions to manipulate them; if your code contains them, these instructions will cause exceptions.

Pricing depends on several factors, including the core, volume, and design requirements. The access fee, which includes function-block royalties, starts at \$30,000. This fee supplements the nonrecurring engineering cost, which starts at \$30,000. If your needs require it, the vendor will actively participate in the design.—**Michael C Markowitz**

*LSI Logic Corp, M/S D102, 1551 McCarthy Blvd, Milpitas, CA 95035. Phone (408) 954-4875.*

## Low-cost package links 68HC16 to PC


Debugging critical code for an embedded μC is a bit easier with Motorola's ICD16 debugging tool for the 16-bit 68HC16 microcontroller (μC). This tool links a PC host computer to a 68HC16 target system. The ICD16 module plugs into a PC parallel port. Using the module, users can directly control μC target code's execution.

The ICD16 takes advantage of the background mode, which Motorola added for on-target debug-

# Only Ariel Delivers



## 100 MFLOPS DSP96002

### Signal Crunching Across The Board



ISA, EISA, or VMEbus, Ariel processor boards unleash all the power of Motorola's DSP96002. Both the MM-96 for ISA/EISA and V-96 for VMEbus combine lightning-quick speed with large memory arrays, versatile I/O with 120 Mbyte/sec. total bandwidth, and the ability to deliver almost unlimited signal-crunching power via Ariel's two exclusive high-speed expansion buses. And Ariel's steadfast commitment to service and support ensures that once you've become an Ariel customer, you'll never work alone.

To find out more about the MM-96 and V-96, or any of Ariel's broad range of DSP products for Motorola, Texas Instruments, and AT&T DSP chips, you can send us a fax, leave us a message on the BBS or E-mail, or just give us a call.

IBM	
APPLE	
NEXT	
SUN	
VME	
HP	

*Ariel offers a full line of DSP products for popular platforms*

# Ariel

*The DSP Authority*

433 River Road  
 Highland Park, NJ 08904  
 (908) 249-2900  
 FAX: (908) 249-2123  
 DSP BBS: (908) 249-2124  
 Email: [ariel@ariel.com](mailto:ariel@ariel.com)


Distributed in: **England**, SSE Marketing Ltd., tel: 071 387 1262, fax: 071 388 0339; **France**, REA Informatique, tel: 1 49 65 25 50, fax: 1 49 65 25 69; **Israel**, Militram Futuristic Technology Ltd., tel: 52-545685, fax: 52-574383; **Italy**, International Trading Device SRL, tel: 02-749 0749, fax: 02-761 0407; **Japan**, Marubun Corp., tel: 033-639 9816, fax: 033-661 7433.

ging, of the 68HC16. In background mode, normal processor execution is halted and an external host can control the processor via eight control pins. In background mode, a remote user can interrogate or set register or memory values as well as set breakpoints. When execution hits a breakpoint, processor execution halts and control passes to background mode.

Unlike an ICE (in-circuit emulator), the debug tool requires some board space for wiring and a 10-pin header. In addition, the ICD16 operation is intrusive: Debugging affects code execution. The ICD16 uses processor resources, mainly execution time, to execute breakpoints, retrieve and set memory or register values, and communicate with the host PC. However, once you set a breakpoint, you can monitor execution in real time until the code hits it and breaks.

In contrast, ICEs are mainly non-intrusive. They collect trace data in separate buffers, not affecting performance until the trace buffer is full. A breakpoint will, of course, stop execution. The ICD16 approach is less intrusive than that of using a monitor—a small debug

kernel, which takes up memory and processor resources. In addition, the ICD16 does not need to use the  $\mu$ C's serial port to link to a host; it uses special pins. You could actually run a monitor—linked via a serial port—and the ICD16 simultaneously, because they don't share link resources.



**You can debug 68HC16 target code without an ICE. To monitor and control execution, the ICD16 links to the target  $\mu$ C via background mode.**

The ICD16 package consists of the module, a target cable, and debugging software. The software is a more advanced version of the integrated assembler furnished with Motorola's 68HC16 evaluation board. This version provides a win-

dowed development environment, which integrates a macroassembler, an editor, and a source-code debugger with a host-to-target communications link.

The source-code debugger enables you to debug target code at the source level (C or assembly). It adds performance monitoring (address reference counts), macroscripts, a dumb terminal window, file verification, and interrogation of the 68HC16 multiply-and-accumulate unit. P&E Microsystems Inc (Woburn, MA) developed the core software for Motorola.

The ICD16 supplements Motorola's 68HC16 evaluation board; initially, you can work the 68HC16 with the evaluation board, and then use the ICD16 to debug target boards. You could also bypass the evaluation board and use the ICD16 with a simple target configuration.

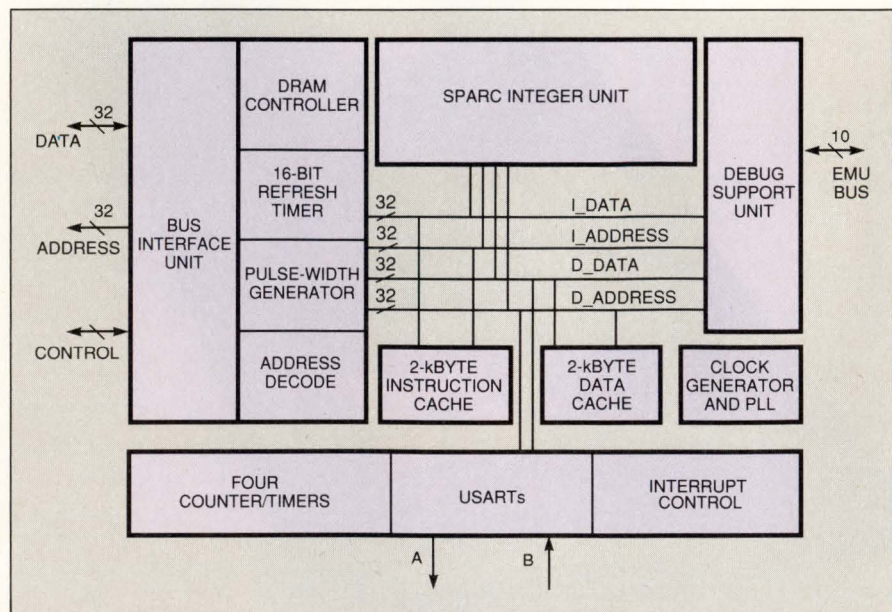
The ICD16 costs \$99. The 68HC16 evaluation board costs \$168 during the first quarter of 1992; the standard evaluation-board price will be \$320 thereafter.—**Ray Weiss**

*Motorola Microprocessor Products Group, 6501 William Cannon Dr W, Austin, TX 78735. Phone (512) 440-2000.*

## 32-bit $\mu$ C integrates SPARC with embedded peripherals

Fujitsu's 32-bit SPARClike MB86931 integrates the SPARC RISC (reduced-instruction-set-computer) architecture with a set of  $\mu$ C peripherals tailored for embedded processing. The SPARClike "event processor" handles real-time events. The chip integrates the SPARC integer processor with 2 kbytes each of on-chip instruction and data cache, an interrupt controller, counter/timers for monitoring external events, and a dynamic-RAM controller.

To increase execution speed,



**SPARC RISC fits embedded systems. The SPARClike  $\mu$ C combines a SPARC CPU with on-chip cache, timers, and an interrupt controller.**

### Universal 8051/52 Family

Intel 8031	32 MHz
Intel 8032	24 MHz
Intel 80C31	32 MHz
Intel 80C32	24 MHz
Intel 80C51FA	16 MHz
Intel 80C152	16 MHz
Intel 8048/49/50	11 MHz
AMD/Siemens 80515	16 MHz
AMD/Siemens 80535	16 MHz
AMD/Siemens 80C535	16 MHz
Siemens 80537	16 MHz
Siemens 80C537	12 MHz
Siemens 80C517	16 MHz
Signetics/Philips 80C451	16 MHz
Signetics/Philips 83C451	16 MHz
Signetics/Philips 87C451	16 MHz
Signetics/Philips 80C552	16 MHz
Signetics/Philips 8XC552	16 MHz
Signetics/Philips 83C751	16 MHz
Signetics/Philips 87C751	16 MHz
AMD 80C321	16 MHz
AMD 80C325	16 MHz
AMD 80C525	16 MHz
AMD 87C525	16 MHz

### Intel 8096/196

(KB, KC, KR, KQ, JR, JQ)


8096/80196	16 MHz
8098/80198	12 MHz

### Zilog Z8. Super-8

Z8	20 MHz
86C94	30 MHz
Super-8	20 MHz

### Texas Instruments DSP's

320C10/15	33 MHz
320C16	35 MHz
320C17	20 MHz



Let's talk  
real 8051  
8096/196  
in-circuit  
emulation.  
... and  
DSP's too!

Signum Systems' in-circuit emulators offer more standard features than you'd expect, and some you wouldn't.

### Features You'd Expect

- Windowed/mouse interface
- Flash download 115 k-baud
- Debug in C and PL/M
- Non-intrusive to target or PC
- Full speed emulation

### Signum Extras

- C-51 and C-96 HLL debugger with locals support
- Full bank switching support
- Up to 256K emulation program RAM
- Graphic trigger window
- 32K x 80 real-time trace
- Access on-the-fly to:
  - All emulation RAM contents
  - 3 complex trace triggers
  - 8 level sequencer
  - Trace and execution displays
  - 256K address breakpoints
  - 2 16-bit event counters
- Performance analysis
- Unlimited user support

### Performance . . .

#### Ultimately Depends on You

See what **Graphic Triggering** can do for you. For the first time you can have intuitive, precise control of the full debugging power of your emulator. You'll avoid errors and get more done.

Debugging in a High Level Language means that eventually you will have to track something right down to a member of a local complex structure. Signum lets you zoom in on any structure— **with just the click of a mouse.**

### Opportunity . . .

#### The Signum Advantage

The right tools do make a difference, and there's no equality among emulators. You have to actually use them to appreciate what they can do for you. Better features that are easier to use mean you're finished sooner. That's performance, and that is exactly what we are about at Signum Systems.

Prove it to yourself, check out a Signum emulator today! Write or call to evaluate the Signum advantage.

**10 DAY FREE TRIAL**

**SIGNUM SYSTEMS**

... for the most discerning

171 East Thousand Oaks Blvd.  
Thousand Oaks, CA 91360  
Tel: 805-371-4608  
Fax: 805-371-4610

England . . . . .	(0254) 682-092
France . . . . .	(33) (74) 43 80 45
Italy . . . . .	(39) (2) 688-00548
Switzerland . . . . .	(41) (91) 568-721
Poland & Eastern Europe . . . . .	(48) (71) 484-221

## SPARClite MB86931

Clock . . . . .	20, 49 MHz
Instruction cache . . . . .	2 kbytes
Data cache . . . . .	2 kbytes
Memory . . . . .	Dynamic-RAM support: Wait-state generator, Refresh controller
Timers . . . . .	4 counter timers, Refresh timer
Miscellaneous . . . . .	Interrupt controller, 15 interrupts, 2 USARTs
Package type . . . . .	256-pin quad flatpack
Sample price . . . . .	\$49 (10,000)

Fujitsu added instructions to the original SPARC instruction set: an integer multiply instruction and a divide step instruction, as well as a bit-scan instruction that looks for the first nonsign bit. This bit-scan instruction helps in processing bit maps.

In addition, the chip is a fully static design. SPARClite cleans up a number of problems of earlier SPARC implementations. For example, loads and store are typically one instruction cycle, compared with two and three cycles for earlier SPARC CPUs. Some of these speed-ups are a result of a Harvard architecture with divided dual instruction and data caches, unlike Sun SPARC's single unified cache.

Also, this family has on-chip hooks for embedded system test and built-in, in-circuit-emulator/monitor support. The processor has six breakpoint registers. To monitor code execution, users can set two instruction, two data-value, and two data-address breakpoints.

The chip has small on-chip caches. These 2-kbyte caches are generally effective if inner loops fit into the caches. Cache entries can be locked in, enabling critical code to be kept in the 2-way set associative caches for continuous processing. The CPU doesn't wait for the 2-word cache line to be filled from external mem-

ory: The first word is used without waiting for the second.—**Ray Weiss**  
*Fujitsu Microelectronics Inc,  
Advanced Products Div, 77 Rio  
Robles, San Jose, CA 95134. Phone  
(408) 922-9000. FAX (408) 943-  
9293.*

## 8-bit $\mu$ C handles power and keyboard management

Laptop power-management and control functions are becoming a major application area. Signetics 80C550 microcontroller ( $\mu$ C) is an 8051 derivative that combines key laptop functions: power management and keyboard control. The 8-bit  $\mu$ C crams the 8051 architecture (with 30 I/O pins and A/D converter) into a 40-pin DIP or 44-lead PLCC (plastic leaded chip carrier).

This chip fills a gap in the 8051 world: It supplies enough peripherals to handle power management and provides the I/Os and program-

ROM space to support standard control functions such as keyboard management. In addition, the  $\mu$ C's 40- or 44-pin packaging lets you minimize board space but still get the job done.

The controller's 8-channel, 8-bit A/D converter samples and converts in 40.5  $\mu$ sec. The converter can sample power levels, signaling brownout, and power failures, in power-critical applications. The  $\mu$ C

## 80/83/87C550

Clock . . . . .	3.5 to 16 MHz
Program . . . . .	4 kbytes ROM/EPROM
Data . . . . .	128-byte RAM
I/Os . . . . .	30/32 pins
Interrupts . . . . .	2 external
Special . . . . .	8 channel, 8-bit ADC (6 channel on DIP) 2 16-bit counters, watchdog timer, UART
Package types . . . . .	40-pin DIP, 44-lead plastic leaded chip carrier or quad flatpack
Price . . . . .	\$4.60 DIP ROM (10,000) \$17.83 one-time-programmable DIP (1000)

## Power-management design kit

Today, laptops are hot and laptops require power management. The Signetic's design kit lets engineers design in 80C752/550  $\mu$ Cs for laptop power management.


The kit consists of an application note, which defines the design; a schematic of the complete design; and the application source code.

Using this kit, you can modify the design for your own needs or use it to understand a power-management application. This baseline design saves time by providing an easy-to-understand base to start from. The kit defines a Signetics optimizer board that monitors power. It controls the system frequency generator for clocks and the system-memory, dynamic-RAM-refresh cycles. Keyboard and peripheral activity drives the state machine that controls power management.

An on-chip A/D converter monitors the system battery level and  $V_{CC}$ . The optimizer drives the clock-frequency generator and controls the system-refresh generator. Six operational modes include full power; doze, when the clock rate is halved; shutdown, when power to specific peripherals is turned off; shutdown-doze; sleep, when power is removed from display backlight and LCD regulator; suspend, when the  $\mu$ C takes over memory refresh task and removes power from the rest of the system; and off, when all power is turned off.

The design kit is free of charge.





# Hard Copy Was Never Easier.

Here's how B-G Instruments' OEM printer family can simplify production of high-quality data printout.


**Simple from the start.** Our unique DataPlot software cuts development time and effort to a minimum. Just 14 commands let you create printouts with multiple columns, orientations, fonts and graphics. And if you'd prefer, we'll write a custom program for you.

**Multiple choices.** Hardware options include print mechanisms like those listed here — plus a powerful array of control boards and accessories. So custom systems can be configured quickly and easily to meet your precise needs.



DataPlot Thermal Print Mechanisms					
Model Number	Paper Width	Columns Across <sup>2</sup>	Dots / Inch	Dots / Line	OEM Price <sup>1</sup>
PM1224	2.6 inches	18 to 37	100	224	\$311
PM1320	2.6 inches	23 to 53	150	320	\$296
PM1416	4.5 inches	29 to 69	100	416	\$443

1 This is the 300-piece OEM price. It is subject to change without notice.  
2 The maximum number of columns depends on the font and size selected. The higher number is for 5 x 7 characters, approximately 16 characters/in.



**Instantly apparent quality.** Features like thick-film printheads, high-torque stepper motors and heavy-gauge construction provide long life. While permanently

lubricated gear trains and gold-plated connectors ensure reliable operation. And special touches such as automatic paper loading simplify operation.

**Smart solutions.** The power of our software and microprocessor control electronics have helped many customers use our printers to create smart instrument systems. So the same basic tools can serve a variety of different applications.

**Get the details.** For brochures, sample printouts and an OEM price list, or to arrange for a demonstration at your facility, call or write: B-G Instruments, P.O. Box 1867, Vashon, WA 98070. Phone 206-567-5000. FAX 206-567-5010.



has standard 8051 idle and power-down modes for power saving. In idle mode the CPU shuts down, but selected peripherals continue to operate. In power-down mode, the entire  $\mu\text{C}$  shuts down. An interrupt or reset will resume  $\mu\text{C}$  operations.

The chip runs at 16 MHz. Its power-supply current is 35 mA for active mode, which drops to 6 mA in idle mode and falls to 50  $\mu\text{A}$  in power-down mode.—**Ray Weiss**

*Signetics Corp, 811 E Arques Ave, Sunnyvale, CA 94088. Phone (408) 991-2000. FAX (408) 991-2311.*

## $\mu\text{C}$ combines small pin-out, power management, application protection

Designing controllers for low-cost appliances and industrial controllers is a tough compromise among low cost, multiple functions, and safety. National Semiconductor's 8-bit COP820CJ microcontroller ( $\mu\text{C}$ ) can take a little of the pain out of appliance design. It combines a 1- $\mu\text{sec}$  CPU core with power management, brownout detection, direct display drive, A/D conversion, pulse generation for motor or sound generation, and multiple timers.

The  $\mu\text{C}$  is built around the National COP800 CPU core. This core is an accumulator-based implementation (six registers), with 1-kbyte program ROM and 64 bytes of data RAM. This  $\mu\text{C}$  is designed for low-end appliance applications such as toasters, coffee makers, vacuum cleaners, and food processors. These applications require fail-proof safety, moderate program capability, multiple hardware interfaces, and power management.

Safety features are built in to the  $\mu\text{C}$ . Brownout, power failure, infinite software loops, and other error conditions will automatically force a CPU reset. To save power, a hold mode drops power consumption in the static device from 8 mA

at a 10-MHz clock to 10  $\mu\text{A}$ .

A brownout-protection circuit monitors  $V_{\text{CC}}$  and automatically resets the  $\mu\text{C}$  when the power level falls below 3V. It also detects transients with pulse widths of 70 nsec or greater. On a transient fault, the  $\mu\text{C}$  will stop CPU execution, returning to normal-mode operation when the transient ends. Detection circuitry saves designers from building external, discrete protection circuitry.

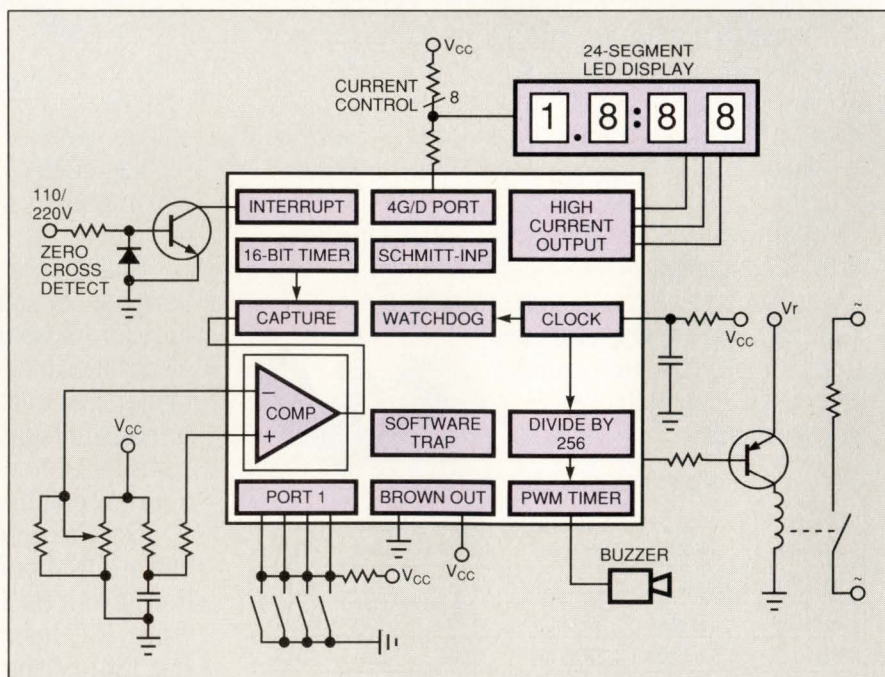
The  $\mu\text{C}$  responds to multiple external events. Eight of the I/O lines can be edge programmed to wake the processor from halt mode. Like other interrupts, the wake-up forces the CPU into a power-up or reset condition to start processing.

This controller has three timers. The 8-bit programmable watchdog timer has a divide-by-256 prescaler and can detect runaway software. The 8-bit PWM timer enables code to generate high-frequency pulses, including variable duty-cycle pulses (PWM) for motors or other electronic control.

The third timer is a 16-bit general timer/counter with a load/compare

COP820CJ	
Clock . . . . .	.1, 4, 10 MHz
Program . . . . .	.1-kbyte ROM
Data . . . . .	.64-byte RAM
I/Os . . . . .	.12 to 24 lines
	16 Schmitt triggers
Interrupts . . . . .	3 external, timer, Software
Power . . . . .	2.5 to 6V, HALT mode
Serial . . . . .	Serial bus
Timers . . . . .	Watchdog, 16-bit timer
Special . . . . .	Analog comparator
	Brownout detector
Package types . . . . .	20- or 28-pin DIP, 16-pin SOIC
Price . . . . .	\$1.25 (10,000)
	\$1.15 (100,000)

register. This counter counts down, once per instruction cycle. On underflow, it generates a pulse for output or for interrupting the CPU. At the same time, it loads from the load/capture register. The counter can be programmed as an event counter, counting down for external signal pulse (500 kHz max). It can also serve as an input timer, counting down until an external signal triggers, whereupon the current count is saved to the load/compare register.



Smart appliances can be controlled with a single low-end, 8-bit  $\mu\text{C}$ , the COP820CJ. In a 20-pin DIP, the chip supports small displays, motor control, power management, and user appliance control.

**NOW SHIPPING**

# The fastest high density PLD.



System clock rates up to 80 MHz. And a propagation delay of only 15ns pin-to-pin. That's the kind of performance you get with our new pLSI™ family of high density PLDs. Comprised of four devices ranging in density from 2,000 to 8,000 PLD gates, they give you absolute timing predictability, right from the data sheet. Lattice also offers the ispLSI™ family—an in-system programmable (isp) version of the pLSI family that delivers non-volatile, 5-volt only in-system programming capability.

pLSI and ispLSI devices are backed by Lattice's proven E<sup>2</sup>CMOS® technology. With low power,

reprogrammability and 100% DC, AC and functional testing, the pLSI and ispLSI families offer the highest quality available. Not to mention high-speed programming and 100% programming yield. And they are available now in production quantities off-the-shelf.

So pull into the high density PLD fast lane. Call **1-800-327-8425** and ask for information packet #209.



**Leader in E<sup>2</sup>CMOS PLDs.**

CIRCLE NO. 98

The COP820CJ doesn't have a full A/D converter. Instead, it has an analog comparator to test external voltages. With the proper program, you can use the comparator to build a single- or dual-slope A/D converter.

In addition, the  $\mu$ C supports as many as 24 I/Os. These I/Os comprise a 4-bit output port, a 4-bit input port, and two 8-bit programmable ports. The programmable-port pins can be set at a high-impedance

input (weak pull-up) or a push-pull output. Four of the programmable pins can directly drive LEDs with as much as 15 mA. The 16-pin DIPs or SOICs have only 12 I/Os.

—Ray Weiss

*National Semiconductor Corp,  
2900 Semiconductor Dr, Santa  
Clara, CA 95051. Phone (408) 721-  
5000. FAX (408) 730-0764.*

node transmission and receipt of data and control packets. Because of tight signal-timing and synchronization constraints, this transmission is the most difficult part of Appletalk to implement. LLAP is a CSMA/CA (carrier-sense multiple-access and collision-avoidance) protocol with synchronous pulse generation and frame transmission and reception for each node.

The software kit includes assembly source code for the first two layers of the Appletalk protocol, a hardware evaluation board with a 10-MHz Z80181  $\mu$ C, the LLAP driver in an 8-kbyte EPROM, 8 kbytes of static RAM (SRAM) for additional user programs, RS-422 drivers, and a DIN-8 LLAP connection module. For PC-host-based debugging, the kit provides a debug monitor and a terminal emulator.

The Local Talk implementation of the physical layer uses an SDLC (synchronous data-link control) frame format with FM0 bit encoding (checks for bit transition on line) and RS-422 as a physical medium with a differential driver and 3-state signals.

Appletalk also defines data-link and physical levels for Ethernet (Ether Talk) and Token Ring (Token Talk). The data-link levels, including Local Talk, encapsulate or strip packets for a network level, which defines a Datagram Delivery Protocol (DDP). The data-link level supports node-to-node packet transmission and receipt. (It does not guarantee packet delivery but does deliver error-free packets.)

The Appletalk LLAP driver kit costs \$5,000, including source code. There is no run-time licensing fee.—Ray Weiss

*Zilog Inc, 210 E Hacienda Ave,  
Campbell, CA 95008. Phone (408)  
370-8000. FAX (408) 370-8056.*

## $\mu$ C and software kit tames Appletalk

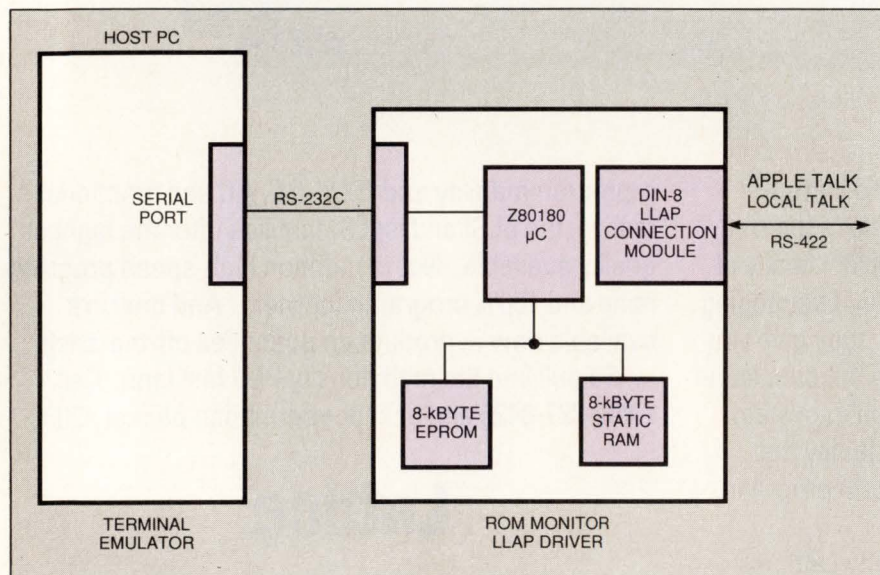
PCs and workstations can now take advantage of the Appletalk network for desktops and offices. Zilog is releasing a design kit for the two lower layers of the 6-layer Appletalk protocol. With this kit, developers can link peripherals and systems using the Appletalk network. The Appletalk protocol transfers data at 230.4-kbits/sec.

The kit implements the toughest part of the Appletalk protocol, the data-link level—the Local Talk Link Access Protocol (LLAP). The Local Talk protocol is implemented as an assembly-language program running on the Zilog Z80181, an


8-bit microcontroller ( $\mu$ C) for communications processing.

The remaining higher levels of the Appletalk protocol are less timing and processor dependent. They can be implemented on a back-end or host CPU: The Z80181 serves as a front-end communications processor, buffering packets for transmission or for passing back to the host. However, the Z80181 has enough headroom for the complete protocol. It can address as much as 1 Mbyte, and the LLAP implementation takes up only 5 kbytes.

The LLAP supports node-to-



Help for the toughest part of the Appletalk communications protocol is available in a kit that includes source code and a Z80181  $\mu$ C-based board.




# Chips, lead frames, carriers and molding compound can't lift you out of the crowd.

Dale® is the partner you need to convert surface mounting from concept to reality. We can save you time by providing a wide range of functions from one proven source.

This includes the industry's most versatile choice of surface mounted thick and thin film chip resistors and resistor networks. Plus wirewound resistors, chip potentiometers, thermistors, inductors, transformers and oscillators.

Partnering with Dale gives you broad compatibility with automatic placement equipment and standard soldering methods, plus ship-to-

## Dale® Can.



stock capability assured by strong emphasis on statistical process control.

For complete information, call:  
**Thermistors:** 915-592-3253;  
**Thick Film Resistor Networks,**

**Thick/Thin Film Chips:**  
402-371-0080; **Wirewound  
Resistors:** 402-563-6506;  
**Chip Potentiometers, Oscillators:**  
602-967-7874; **Inductors,  
Transformers:** 605-665-9301.




Looking for a function generator  
with all the bells and whistles,




like direct digital synthesis,

100 000 000 001

arbitrary waveforms,



and modulation,



that doesn't cost an arm and a leg?



Take a look at the  
DS345 from SRS.



At \$1895, it's the only function generator you need.

It's a general purpose signal generator with standard waveforms, frequency sweeps, and synthesized accuracy. It's a 40 Msample/sec arbitrary waveform generator with 16k points of non-volatile memory. It's a complex signal source with amplitude, frequency, and phase modulation, complete with synthesized modulation waveforms. It's a remarkably agile source capable of making phase continuous frequency jumps in only 25 ns. And it's all available at the touch of a button.


What other generator has everything you want, and more?  
For more information about the DS345, call SRS at  
**(408) 744-9040.**

- 30 MHz direct digitally synthesized source
- 1  $\mu$ Hz resolution
- 12 bit arbitrary waveforms
- Fast phase continuous frequency switching
- Low phase noise and distortion
- Sine, square, ramp, and triangle waveforms
- Linear and log sweep with markers
- Frequency, amplitude, and phase modulation
- Arbitrary and burst modulation
- Optional GPIB/RS232 interfaces with Arbitrary Waveform Composer Software



**STANFORD RESEARCH SYSTEMS**

1290 D Reamwood Avenue, Sunnyvale, CA 94089 TEL (408)744-9040 FAX 4087449049 TLX 706891 SRS UD



We provide more solutions  
because we've been to  
a place few companies have  
dared to venture.

When it comes to embedded systems design, nobody offers better solutions than FORCE.

But, we have to admit, we had a little help. From you.

At FORCE, we get inside the heads of our customers to learn about their requirements.

The result is the world's most advanced CISC and SPARC-based VME single board computers. And bus extensions—like SBUS and our own FLXibus™.


When you need to design the next generation, you can count on FORCE for the best in

VME64/Plus™ or Futurebus/Plus™. Because better products come from better knowledge.

For a partner that can get you up and running fast, call 800-237-8863, ext. 10. In Europe, call 49.89.608-14-0. And thanks for keeping an open mind.



3165 Winchester Blvd., Campbell, CA 95008-6557  
Prof.-Messerschmitt-Str. 1, W-8014 Neubiberg/München



# Generator places 60-psec rise-time pulses within 75 psec at 3 GHz


When you examine the fidelity and timing specifications of Hewlett-Packard's 8133A pulse generator, you may conclude that the unit provides just what you are looking for. The price ranges from \$27,100 to \$45,900, depending on options.

The instrument, whose output frequency extends from 33 MHz to 3 GHz, places its pulses with an error typically <75 psec (150 psec maximum) with respect to the edge of a trigger input. You can vary the pulse delay with respect to the trigger from -5 to 15 nsec. The maximum jitter in this placement is 5 psec rms; the typical jitter is <2 psec rms.

The rise and fall times of the generator's square waves and 150-psec to 10-nsec-wide pulses are 100 psec maximum—60 psec typical—measured from 10 to 90%. Measured from 20 to 80%, which some competitors use in their specifications, the worst-case and typical transition times are 60 and 40 psec, respectively. The generator produces pulses and square waves whose amplitudes into a 50Ω load are 0.1 to 3V.

You can obtain simultaneous normal- and inverted-polarity outputs. If you connect your 50Ω load to ground, you can vary the output offset from -2 to +4V. For work with ECL circuits, you can connect the 50Ω load to -2V. In this case, you can vary the offset from -3 to +3V.

Another feature that's unusual is the generator's optional second output that has some of the attributes of a data generator. Data generators usually have many channels and back each channel with pattern memory; but unlike pulse generators, they rarely offer much control over pulse parameters, such as delay and amplitude.



Pulses and square waves of fidelity at frequencies as high as 3 GHz emanate from this pulse generator. The unit can accommodate a channel that provides many of the attributes of a data generator.

This generator's optional second channel provides a 64-bit pattern memory. Though not deep by data-generator standards, this memory suits testing devices and systems for pattern sensitivity. Moreover, you can connect two or three of the generators in a master/slave configuration, thereby obtaining a 6-channel generator. Instead of choosing a data generator as the instrument's second channel, you can choose a second pulse channel.

A related convenience—for example, for eye-pattern testing of high-speed communications channels—is the generator's ability to produce pseudo-random binary sequences. The length of these sequences can be as great as  $2^{23} - 1$  periods.

The instrument's designers sacrificed one convenience for the sake of maintaining the unit's output fi-

delity: If you want to vary the rise and fall times of the output pulses, you must connect accessory filters between the output connector and the cable that drives your load. Making the rise and fall times variable from the front panel would degrade the generator's peak performance.

Aside from transition times, you can control just about every other aspect of the unit's output from its panel. A display provides warnings under conditions that degrade performance, such as when you select a pulse width that would produce a duty cycle approaching or exceeding 100%. Estimated delivery time is six weeks ARO.—**Dan Strassberg**



*Hewlett-Packard Co, 19310 Pruneridge Ave, Cupertino, CA 95014. Phone (800) 752-0900.*



## High Density Hermaphroditic Connectors

- Identical contacts on mating halves
- Close pitch .050" centers

Meritec 50 ohm, impedance matched Hermaphroditic Connectors feature .050" centers, with board spacing as close as .394" (10 mm), making them ideal for dense package applications. Two, three and four row connectors are available, in straight or right angle versions, with through hole or SMT contact tails. Precision, high strength molded terminations are reliable in the most critical applications. The connectors are designed to meet IR or vapor phase reflow requirements.



## Impedance matched PCB Solderable Interconnects

- Solders directly to the PCB
- Low profile

Meritec's PCB Solderable Interconnects can be soldered directly to the PCB for a permanent connection. Pin lengths of .110" and .160" are available for different board thicknesses. The impedance matched connectors feature precision, high strength molded terminations for reliability in critical applications. Available in 1x2 and 1x3 configurations, the connectors are side-to-side stackable and feature heights as low as .150" from the PCB, making them ideal for dense package applications. The connectors can be terminated to a variety of different cable styles.

## Digital and analog interconnect systems that maximize board density and budget.


If you need speed and performance in a digital or analog interconnect system but have a limited budget, turn to Meritec. Meritec digital and analog interconnect systems are designed to meet the requirements of electrically sensitive applications using high speed CMOS, ECL or GaAs logic. Our systems are engineered to provide controlled impedance and propagation delay while minimizing crosstalk. You get ship to stock quality, backed up with technical service and applications support. All at a cost that's well in line with tight project budgets.

For more information and free literature on the complete line of Meritec digital and analog interconnect systems, call 216-354-3148.



Where quality assures performance

1359 West Jackson Street  
P.O. Box 8003  
Painesville, Ohio 44077  
Phone: 216-354-3148  
FAX: 216-354-0509



## Close Pitch Card Edge Connectors

- .050" centers
- 50  $\Omega$  impedance matched

Meritec's high density Card Edge Connectors are designed with .050" centers to minimize board space requirements. The 50  $\Omega$ , impedance matched connectors are ideal for high density board-to-board applications. The connectors are designed to meet IR or vapor phase reflow requirements. Through hole and SMT contact tail configurations are available. Precision, high strength molded terminations provide reliability in critical applications.

# Modular scope takes 4G 8-bit samples per sec in real time on two channels

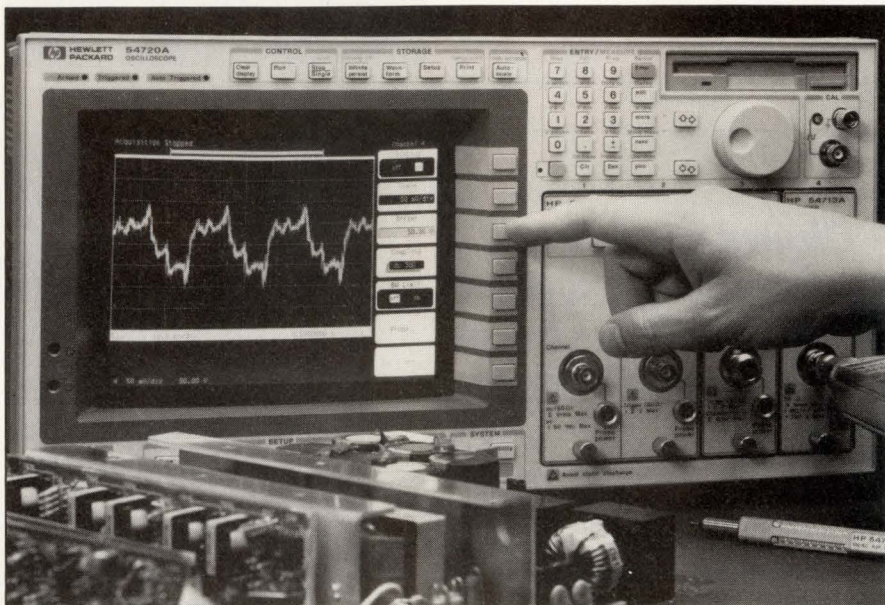
If you've wanted a good picture of transient signals containing frequencies higher than approximately 0.5 GHz, you've had to use specialized instruments such as scan converters. Although such instruments are faster than most digital storage oscilloscopes (DSOs), they are also more expensive. Hewlett-Packard's 54720A DSO solves this problem for single-shot signals to 1 GHz by taking 4G 8-bit samples/sec on each of two channels. The 54710A scope takes 2G 8-bit samples/sec on each of two channels. See **Table 1**.

You can find many DSOs that offer *effective* sampling at GHz rates, but in nearly all cases the high rates are usable only with repetitive signals. All but a few DSOs (that is, the 547xx's and competitive units that take from 1 to 2 Gsamples/sec) acquire signals much more slowly (usually at 200 Msamples/sec or less). By capturing data at different points on many repetitions of identical waveforms, the slower scopes can reconstruct the signals as if the sampling rate were much greater.

**Table 1—HP547xx sampling rates vs channels**

Model	Number of channels	Sampling rate for each channel (in Gsamples/sec)
54720A	2	4
	4	2
54710A	2	2
54710A (with upgrade)	2	4
	4	2

But repetitive sampling doesn't work with signals that don't repeat or that repeat only once in a blue moon—metastable states are a good example. If you try to view such signals with a repetitive-sampling



A high-resolution, touch-sensitive, color display; a numeric keypad; a floppy-disk drive; a numeric keypad; and room for four single-width (or two double-width) plug-in modules distinguish the HP 54720A's front panel.

scope, you may not live long enough to acquire the samples you need to get a good idea of what's going on.

To capture transients, you need fast *real-time* sampling, but suppliers differ on the number of samples per cycle a scope must take to provide adequate waveform reconstruction. Although, in theory, you can reconstruct a signal that you have sampled slightly more than twice in each cycle, a rate of 4 samples/cycle is more practical and 10 or more samples/cycle are better yet. Using the DSP technique of reconstruction filtering, a scope can do a respectable job of waveform reconstruction at the lower 4-sample/cycle rate. This ratio limits the 54720A's single-shot bandwidth to 1 GHz. For repetitive signals, both the 54720A and the 54710A have a bandwidth of 1.5 GHz.

Other specifications worth noting are measurement of time intervals


with less than 30-psec error and a resolution of less than 1 psec; timing jitter of less than 5 psec rms; triggering on glitches as narrow as 500 psec; less than 300- $\mu$ V rms noise; 9-bit resolution at 500 Msamples/sec; and 12-bit resolution with averaging. The scopes offer 32k words of memory on two channels and 16k words on four. They have high-resolution color displays.

The 54720A scope costs \$42,900, and the 54710A DSO costs \$29,900. Prices for plug-in modules range from \$2400 to \$4700, and a 2.5-GHz active probe with power supply costs \$3500. Delivery takes approximately 16 weeks ARO.

—Dan Strassberg

Hewlett-Packard Co, 19310 Pruneridge Ave, Cupertino, CA, 95014. Phone (800) 752-0900.

# Device




# & Conquer.

It seems like every time you turn around, another device appears on the scene. Smaller SMDs, finer pitched leads, congested boards. Device testing has become a real challenge.

Fortunately, Pomona helps you conquer the problem.

With Pomona's new FIN™ (Flexible Interface Network) test clips, set-up time is dramatically reduced. You can rely on repeatable contact with every pin, every time. No messy soldering to traces or leads, no wasted time chasing the wrong problem. Interfacing with your logic analyzer or other test equipment is simple and quick.

FIN clips "lock-on" to high pin count (100-, 132- and 196-pin) JEDEC plastic or ceramic QFPs, and you can choose from three styles in each pin count to work best with your equip-



*Flex circuitry*

*Lock-on design insures positive electrical and mechanical device connection; quick-release action*

*Interface board with edge connectors provides direct access or emulation board attachment*

*Individual contact wiping action conforms to variances in lead dimensions*


ment. There's a platform with .100" headers for easy grabber attachment or connection to industry standard (IDC) connector cables, another with .050" connectors on flex circuitry for direct attachment to your own emulation board, or a FIN clip with integral .050" connectors for interface with most instrument ribbon cable assemblies.

And don't forget the complete family of Pomona test clips or handy clip kits for DIP, SOIC and PLCC packages including PGA adapters, breakouts and 18 styles of EIAJ adapters. Whether it's design or emulation, production testing or field service, call us or FAX your


requirements for a quick solution.

Pomona Electronics, 1500 E. Ninth Street, P.O. Box 2767 Pomona, CA 91769. (714) 469-2900 FAX (714) 629-3317.


## We're Making Technology Easier To Live With.



*PQFP clip with flex-circuitry-to-.050" connector interface.*



*SMT/PGA converter allows low-cost SMDs to be plugged onto thru-hole boards.*



*PGA spring-loaded Pin Adapter for SMT boards enables board testing without mounted device.*



*Call, FAX or write today for your free copy of Pomona's full-color Surface Mount and IC Test Accessories brochure.*

# ITT Pomona

The World Leader In Test Accessories

CIRCLE NO. 103



“Given the remarkable entries, each a clear winner, ISD’s selection is indeed a special honor.”

**Richard Simko, co-founder, chief technical officer of  
Information Storage Devices**



Like the entertainment industry's Oscars, EDN's Innovation award winners are chosen by the experts in the industry - the people whose opinions you respect. Who better qualified to cast the final vote than

EDN's readers - engineering professionals who know that commitment to quality and creativity in electronics is the driving force of innovation.


Winning the respect of your peers in the engineering community and being chosen "best of the best" is a special honor. Don't be left out of an opportunity to get the recognition you and your company's innovative product deserve. To compete with the industry's best, fax Pam Winch at (617) 558-4470 for a nomination packet.

**Nomination  
Deadline:  
May 22, 1992**

*EDN's Innovation of the Year Awards are given to a product in seven product categories. The Innovator of the Year Award is given to an individual or team. The Innovator of the Year is also awarded a \$10,000 scholarship to be donated to the university of his/her choice.*

1 9 9 1

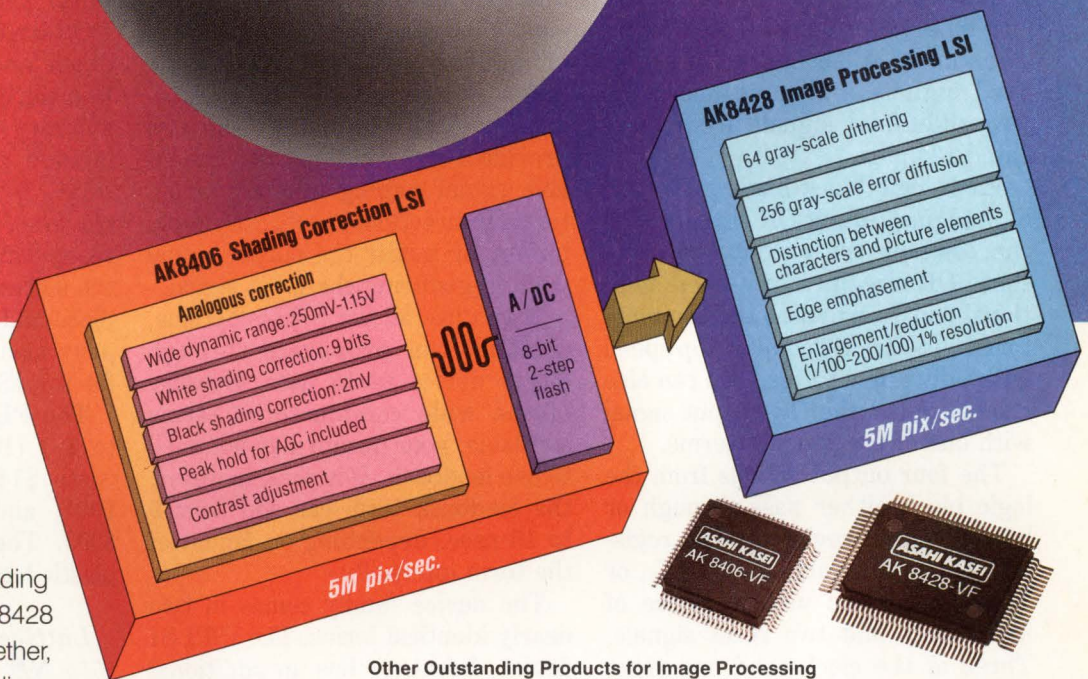
Information Storage Devices  
INNOVATION OF THE YEAR  
GRAND WINNER -  
ICS & SEMICONDUCTOR  
CATEGORY



**ISD Nonvolatile  
Analog Storage Chip**

**EDN** MAGAZINE  
EDITION  
NEWS  
EDITION

# Intelligent half tone for image scanning— For 256 shades of gray.



Asahi Kasei Microsystem has developed two advanced products that pack crispness into image scanning. The AK8406 Shading Correction LSI. And the AK8428 Image Processing LSI. Together, they extend gray-scale shading correction to 256 halftones — remarkable performance for image scanners and facsimile machines, too.

#### Other Outstanding Products for Image Processing

Product	Performance/function
AK8405	Shading correction LSI 16 levels of gray scale • 2M pix/sec.
AK8424	Image processing LSI 16 levels of gray scale • Dithering
AK8426	Image processing LSI 16 levels of gray scale • Distinction between characters and picture elements • Edge emphasement • Reduction • Sensor clock generation



## Asahi Kasei Microsystems Co., Ltd.

Yoyogi Community Bldg. 3F, 11-2, Yoyogi 1-chome, Shibuya-ku, Tokyo 151, Japan  
Phone: (03) 3320-2062 / Fax: (03) 3320-2072/73

#### (U.S.A)

**CA (NORTH)** — PINNACLE SALES (Phone 408-249-7400/Fax 408-249-5129)

**CA (SOUTH)** — SOLUTECH (Phone 714-374-0130/Fax 714-374-0131)

**IL, WI, IA, IN, TX, OK, IW** — RICHMAR ELECTRONICS (IL—Phone 708-968-0118/Fax 708-968-0197), (TX—Phone 214-424-8388/Fax 214-424-9170)

**NC, SC, GA, FL, AL, TN, MS, AR, LA** — CARTWRIGHT & BEAN (GA—Phone 404-368-0160/Fax 404-368-0125), (FL—Phone 407-889-9100/Fax 407-889-2168)

**Upstate NY** — Interactive Component Sales (Phone 315-445-9600/Fax 315-445-8700)

#### (EUROPE)

**DIP ELECTRONICS LTD.** — Sheraton House Castle Park, Cambridge CB3, OAX, U.K. (Phone (44)-223-462244/Fax: (44)-223-467316)

**DIP ELECTRONICS DIPEX AB** — Box 15046 Hasthomsvagen 28, 104, 65, Stockholm Sweden (Phone (46)-8-449190/Fax (46)-8-430047)

**Contact in France: Mr. Laumonier** — (Phone (33)-1-69-01-68-82/Fax (33)-1-64-49-86-26)

**BECK GMBH & CO. ELEKTRONIK BAUELEMENTE KG** — Eltersdorfer Str. 7, 8500 Nürnberg 90 Germany (Phone (49)-911-3405-0/Fax (49)-911-340528)

**HERIBER LEHNER OPTO-UND SPEZIAL ELEKTRONIK GMBH** — Assbrook 4-6, D2351 Wiemersdorf, Germany (Phone (49)-4192-5007-0/Fax (49)-4192-5007 11)

**ALTRAC-AG** — Mühlehaldestrasse 6, CH-8953, Dietikon, Switzerland (Phone (41)-1-741-4644/Fax (41)-1-741-1690)

# High-density PLD offers speed and in-system programmability

The PLSI 1032 and ISPLSI 1032 are the first two members of a high-density programmable-logic-device (PLD) family based on electrically erasable CMOS. The base technology allows the ISPLSI device to be in-system programmable.

The basic logical unit of the devices is a logic block, offering 20 product terms. The terms can use the true and complemented forms of as many as 16 internally generated signals and have access to two additional signals from dedicated I/O pins.

Each logic block has two 4-, one 5-, and one 7-input OR circuits. You can combine the output signals of these OR circuits if you need additional width or bypass the combinatorial circuitry if you need top speed with only a few terms. You can also Exclusive-OR the OR output signal with one of the product terms.

The four output signals from the logic block either pass through or bypass output registers. The registers are configurable as D-, JK-, or T-type registers with a choice of four clocks and two reset signals. Three of the clocks and one reset signal are common to all the logic blocks; the remaining signals are product terms from the block. The devices offer one register for each OR gate, but the registers are not dedicated to the gates.

Although all logic-block output signals are available internally to the product terms, signals destined for the outside world must pass through an output routing pool before reaching I/O cells. The devices group eight logic blocks together on each device edge, with each group having its own output routing pool and 16 I/O cells.

The routing pool gives you flexibility in I/O pin selection. Each of

the 32 logic-block output signals in the group has a choice of four I/O cells. As with the combinatorial circuitry in the logic blocks, you can bypass the routing pool for greater speed but no choice in I/O pin.

You can configure the I/O cells as input ports, output ports, or bidirectional ports, with each port type offering options. Input ports can simply buffer signals, latch them, or register them. Output ports can buffer signals, either with or without inverting them. They can also provide 3-state buffers, with the enable signal coming from a product term. Bidirectional ports can simply buffer, or buffer the output signal while registering the input signal.

If you use all the bypass options, a signal can propagate through either device in 15 nsec. Because of the wide combinatorial terms available, your design may not need to use feedback. If it does, however, the feedback term can add from 9 to 16 nsec, depending on fanout of the term internally.

The device family comes in two nearly identical forms. The ISPLSI device, however, has an additional attribute. Four of the device's I/O pins serve double duty as programming pins, allowing you to clock in

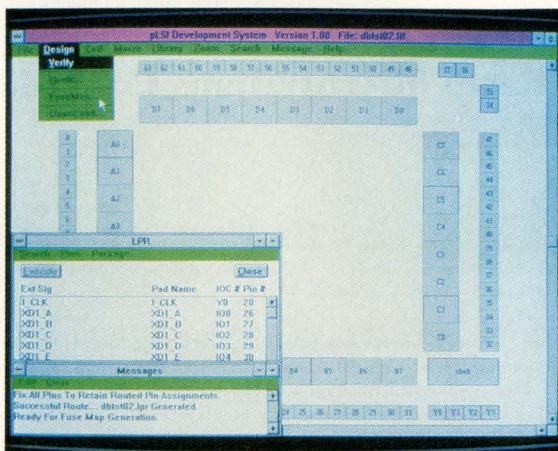
and load a serial programming pattern while the device is in a system. This in-system programmability lets you build your system, even your prototype, without sockets for the PLD, thus decreasing noise and increasing system speed.

The company supports its devices with an array of programming tools. The basic software runs on a DOS-based computer under Windows and allows schematic and Boolean design entry. It comes with a library of 240 macro functions that include most common TTL functions. You can also edit these macros or create your own. If you already have a design entry system, the software can serve as back-end, place-and-route software. The company also offers an engineering kit for the ISPLSI device.

The PLSI 1032 ranges from \$49 to \$81 (1000). The ISPLSI device costs \$142 (100). Software costs \$995, and the engineering kit is \$395. The devices come in 84-pin plastic-leaded-chip-carrier packages.


—Richard A Quinell

*Lattice Semiconductor Corp,  
5555 NE Moore Ct, Hillsboro, OR  
97124. Phone (503) 681-0118. FAX  
(503) 681-0347. TLX 277338.*



The PLSI and ISPLSI programmable logic devices offer combinatorial logic blocks with flexible I/O pin mapping. They are supported by Windows-based design, place, and routing software.

# Batteries not included.



Nonvolatile random access memory doesn't need batteries anymore. It doesn't need an extra chip either. All it needs is this. The nvSRAM from Simtek.

At 64K, the nvSRAM offers the density to handle virtually anything you can come up with. It's extremely fast, with access speeds ranging from 30ns-55ns. It doesn't depend on a battery for nonvolatility, so reliability is unsurpassed. And because it's a one-chip solution, precious little board space is required.

We think you'll find our nvSRAM is well suited to applications ranging from cellular phones to the most advanced military hardware. To prove it, we'll send you a free design kit. And we guarantee you'll get it within 48 hours of your request. So call Simtek at

1-800-637-1667 right now for your free design kit or call us for details on where to buy production quantities. And find out exactly why, when it comes to nonvolatile RAM, batteries are dead.



**SIMTEK**

719-531-9444 Fax 719-531-9481

CIRCLE NO. 105

# Cache tag RAMs offer 12-nsec validated match with extras

The CY7B180 and CY7B181 cache tag RAMs not only offer  $4k \times 16$ -bit tag memory, they include functions such as chip-select decoding and the logic needed for validating matches. They also include two status bits for each memory location and an additional data port to speed copy-back cache designs.

The devices' base structure is  $4k \times 18$  bits. Each word location stores a 16-bit tag and two status bits. You use the devices for storing the lower-order address bits for the memory you have copied into cache. When the processor addresses a memory location, the tag RAMs respond with a match signal within 12 nsec if that address has been cached.

Several built-in functions can simplify your cache design. You can read from and write to the tag data and status bits independently. This operation allows you to update status without having to do a read-modify-write on a combined tag and status word. Another function allows automatic generation of a write output signal to the cache RAM when the tag RAMs detect a valid write hit.

A design-simplifying attribute comprises two separate ports: one for tag data and one for the address-match comparison data. The latter port provides the contents of a tag RAM whenever a match occurs. With a single port, you would have to multiplex address and data lines to the tag RAM in order to read back tag data. The separate ports eliminate that need. All ports, as well as the command lines, are internally latched and can operate in latch or clocked mode.

When replacing a cache line that has "dirty" data, you need to use the tag data to find the address in

main memory that needs changing. Having that data available automatically when the tag RAM is addressed, rather than having to read it back through the match-comparison port, speeds the copy-back process.

The tag-RAM array (Fig 1) includes status bits for each tag location. The CY7B180, intended for use in a multiprocessing application, uses the two bits to code the corresponding tag data's status as modified, exclusive, shared, or invalid. The CY7B181, intended for use in a uniprocessing application, uses one status bit to represent whether or not the tag data is valid. It uses the other status bit to let you know whether the data is "dirty,"—that is, modified but not yet updated in main memory. The device automatically sets the "dirty" bit if it detects a write hit.

The 181's on-chip valid bit allows it to perform validated matches. When you present the address in

question to the RAM, it will respond by indicating whether that location has been tagged and whether the tag is valid. You can clear individual valid bits in a memory cycle or clear all valid bits simultaneously in two memory cycles.

The devices have four chip-select lines—two low-true and two high-true. When the device is not selected, all of its outputs switch to high impedance. This combination of features allows you to cascade as many as four devices, forming a 16k-word RAM array, without suffering a speed penalty. Simply use the two most significant address bits to drive the appropriate chip selects and wire-OR the output signals.

The CY7B180 and CY7B181 come in 68-pin plastic leaded chip carriers and cost \$72.05 (100).

—Richard A Quinnell

Cypress Semiconductor, 3901 N First St, San Jose, CA 95134. Phone (408) 943-2600. FAX (408) 943-2741.

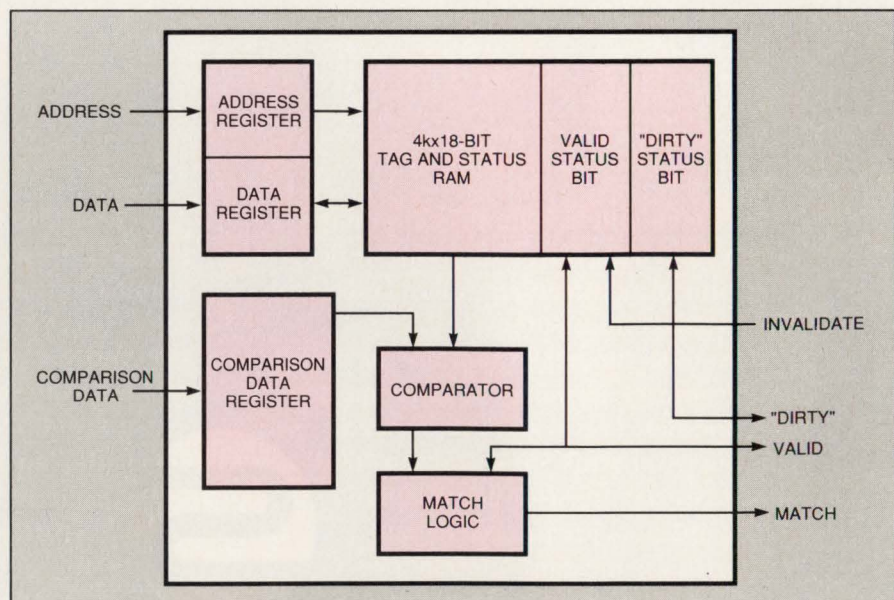



Fig 1—More than just tag RAMs, the CY7B180 and CY7B181 devices incorporate status bits, validation logic, and an additional data port.





**Any kind of  
surface mount  
in no time.  
Flat.**

You already know General Instrument's reputation for quality, reliability and high volume production capacity.

You also know the advantages of surface mount rectifiers: How they withstand mechanical strain and thermal stress, facilitate high-speed pick and place and reduce board size by increasing surface density.

Now you can have all the advantages of General Instrument *plus* all the benefits of flat pack – because General Instrument has the industry's broadest range of chip technology in surface mount.

SMA, B and C. In standard, fast and ultrafast recovery. Schottky, Zener and TVS. And when reliability is most critical, only General Instrument has the flat pack *Superectifier*.™

Of course, cylindrical MELF-style surface mounts are still available, too.

The answer to every rectifier application has come to the surface – at General Instrument.

For more information, contact General Instrument, Power Semiconductor Division, 600 West John Street, Hicksville, NY 11802; (516) 933-3333.

**GENERAL  
INSTRUMENT**  
POWER SEMICONDUCTOR DIVISION

CIRCLE NO. 106



# More Power Per Cubic Foot!

HIGH POWER DC SWITCHERS WITH IEEE-488 PROGRAMMABILITY FROM



- Highest power per cubic inch for wide range, rack mount, CV/CC power supplies in the industry ...

1.0 kW - 2.0 W per cu in - 506 cu in  
 2.5 kW - 2.3 W per cu in - 1071 cu in  
 5.0 kW - 3.1 W per cu in - 1606 cu in

- 650 microsecond transient response time
- Built-in OVP & Thermal Protection
- Soft Start
- True Zero Voltage & Current Adjustability
- 5 Year Warranty

~~COMING SOON OUR:~~  
**10 kW EMS**  
*IT'S HERE!!!*



Granted. The EMS Series of high power switch mode DC power supplies offer a significant size and weight advantage. But, just as important, with E/M you don't sacrifice high efficiency or precise regulation. And, E/M gives you experience that dates back to 1969 when we introduced our first switching power supply. Since then E/M has invested over one million dollars in the engineering and development of several product lines of switchers. E/M known and respected world-wide.

For more information or literature, contact:  
**Electronic Measurements, Inc.,**  
 405 Essex Road, Neptune, NJ 07753  
 Telephone: 908-922-9300  
 FAX: 908-922-9334



# EDN

# PRODUCT MART

This advertising is for new and current products.

Please circle Reader Service number for additional information from manufacturers.

## Instant Microcontroller



### Instant C Programming

Don't use a microprocessor, use a **SmartBlock™** microcontroller module to build your custom controller. Our \$195 interactive **Dynamic C™** development system makes programming easy. 3.5 x 2.5 inch module includes microprocessor, memory, time/date clock, eeprom, watchdog, serial ports and more. As low as \$59 in quantity. The efficiency of a custom design without the headaches.

#### Z-World Engineering

1724 Picasso Ave., Davis, CA 95616 USA

Tel (916) 757-3737

Regular Fax: (916) 753-5141


Automatic Fax: (916)-753-0618

(Call from your fax, request data sheet #14.)

CIRCLE NO. 325

## 68HC16 68332

PC-based In-Circuit Emulator



- Supports 68HC16Z1, 68331, 68332, 68340 with more members of the HC16 and 300 families to follow.
- User interface under Microsoft Windows.
- Memory contents available in real-time (shadow RAM).
- Up to 17 MHz real time emulation.
- Full control of TCNT at breaks and single step.
- High-level C support. In-line assembler and disassembler.
- 10-day free trials available to qualified customers.

**NOHAI**  
CORPORATION

51 E. Campbell Avenue  
Campbell, CA 95008  
FAX (408) 378-7869  
(408) 866-1820

CIRCLE NO. 326

## EXPRESS

Best Value in the World

for  
**5**

**DAY TURN**

PRINTED CIRCUIT PROTOTYPES

		2 PIECE PRICES				
LAYERS		1	2	3&4	5&6	7&8
SQUARE INCH UP TO	15	\$212	\$265	\$581	\$715	\$850
	30	240	300	658	815	983
	60	283	354	775	954	1034
	90	325	407	891	1097	1304
	120	350	442	949	1092	1417

- 5 PIECES x 1.34
- 10 PIECES x 1.67

#### EXTRAS

- Photo Plotting
- Testing
- Gold Contacts - \$50
- 25% - Below 8 Mil

#### DISCOUNTS

- 10%** **5%**
- NET 10
- CREDIT CARD SALES

FOR MORE INFORMATION CALL OR FAX

Ken Bahl  
Sierra Circuits, Inc.  
Phone (408) 735-7137 FAX (408) 735-1408 Modem (408) 735-9842

CIRCLE NO. 327

## LITHIUM BATTERY HOLDERS

FOR HORIZONTAL CYLINDER CELLS

CYLINDER HOLDER\*  
Standard PC version  
See table



CYLINDER HOLDER\*  
Tab version  
See table



PC Board Terminals

Fast-On Tab Terminals

### Memory Protection was Never Easier.

Now, solder MPD's horizontal battery standard holder right on your PC board. Or use tab holder with fast-on or hardware connect. Standard holder allows for 3/4" PC board stacking. Standard 3-volt Lithium cylinder cells for reliable memory back-up systems clip right in. Also accepts Ni-Cad, Carbon-Zinc and Alkaline horizontal cylinder cells.

- Sturdy, high-temp UL94V-0 Valox® material
- Stainless steel nickel plated contacts
- Easy insertion and removal of batteries
- Efficient, economical
- Custom battery holders available on request

SIZE	2 3/4"	1 1/2"	AA	C
MODEL #	BH-3A	BH-2A	BH-4A	BH-C
FAST-ON TAB	BH-3AT	BH-2AT	BH-4AT	BH-C-T

\*Patent 4,495,257

For all the details, call or write today.

**Memory Protection Devices Inc.™**  
320 Broad Hollow Rd., Farmingdale, NY USA 11735 • (516) 293-5891


See us at Booth #2222

CIRCLE NO. 328

### 8051 IN-CIRCUIT EMULATOR

## NICE-51

from \$1195.00



- Up to 12 MHz real-time emulation without intruding on any of your device's resources!
- SFR, Code Memory, External Data, Internal Data, and Bit Address can all be directly viewed and edited using the full screen editor.
- Downloads data to external data memory and processes BIN, HEX, and SYMBOL files in code memory.
- Up to 10 conditional S/W breakpoints and 64K H/W breakpoints.
- 16k deep, 48-bit real time trace buffer records Address Bus, Data Bus, Control Bus, and 18-bit external signal.
- Integrated programmer for EPROMs and 8751 available.

Distributors are Welcome!  
1 year warranty,  
30 day money back guarantee.  
Call today for a free demo diskette.



**Tribal Microsystems Inc.**  
44388 S. GRIMMER BLVD. FREMONT, CA 94538  
TEL (415) 623-8859 FAX (415) 623-9925

CIRCLE NO. 329

## ROM-IT

EPROM EMULATION SYSTEM



### NEW 4-MEGABIT VERSION

- Emulates up to 8 4-Megabit EPROMs with one control card.
- Downloads 2-Megabit programs in less than 23 seconds.
- Allows you to examine and modify individual bytes or blocks.
- Accepts Intel Hex, Motorola S-Record and Binary files.
- Software available for IBM PC and compatibles and Macintosh systems.
- Base 27256 EPROM System \$395.00 Other configurations available.

ORDER TODAY--IT'S EASY  
CALL OR FAX FOR MORE INFORMATION



**Incredible Technologies, Inc.**  
(708) 437-2433  
(708) 437-2473 Fax  
VISA now accepted.

CIRCLE NO. 330

To advertise in Product Mart, call Joanne Dorian, 212/463-6415

## REMOVE HARDWARE LOCKS

**PROTECT YOUR INVESTMENT!  
MAINTAIN PRODUCTIVITY!**  
Software utility that allows for  
the removal of hardware locks.

Available for most major  
**CAD/CAM and PCB**  
software programs

*Easy - Simple - Guaranteed*

**Programs start at \$99.00 U.S.**

Visa and Mastercard Welcome  
Call or Fax for more Information

SafeSoft Systems Inc.  
202-1100 Concordia Ave. Phone (204) 669-4639  
Winnipeg, Mb. R2K 4B8 FAX (204) 668-3566  
Canada

CIRCLE NO. 331



### IN-CIRCUIT EMULATOR FOR 8XC751/2 MICROCONTROLLERS


Real time and transparent in-circuit emulator, supports Philips/Signetics 83C751/2 and 87C751/2 microcontrollers, Symbolic Debugger compatible with Intel object files, Source Level Debug for C and PLM, 2K hardware breakpoints and conditional breakpoints, 2K of internal memory, 64K Software Trace, serially linked to IBM PC or compatible hosts, On-line Assembler and Disassembler, easy to follow pull-down menus and windows, small size 1" x 5" x 6" (2.4cm x 13cm x 15cm).

Also available from CEIBO: Microcontroller and EPROM Programmers, Development Boards and other Emulators.

**CEIBO** 1 BALLARD TERRACE LEXINGTON MA 02173  
TEL: 617-863-9927 FAX: 617-863-9649  
ISRAEL:  
MERKAZIM BUILDING, P.O. BOX 2106 HERZELIA 46120  
TEL: 972-52-555387 FAX: 972-52-553297

CIRCLE NO. 334

## 400 MHz Logic Analyzer




- upto 128 Channels, Timing and State
- 400 MHz Max Sampling Rate
- Timing and State Simultaneous on Same Probe
- 16K Samples/Channel (high speed mode)
- 16 Levels of Sequential Triggering
- Variable, TTL, or ECL Logic Threshold Levels
- 8 External Clocks
- FREE Software Updates on 24 Hour BBS

**\$799** - LA12100 (100 MHz)  
**\$1299** - LA32200 (200 MHz-32channels)  
**\$1899** - LA32400 (400 MHz-32channels)  
**\$1950** - LA64200 (200 MHz-64channels)  
**\$2750** - LA64400 (400 MHz-64channels)

## UNIVERSAL PROGRAMMER


PAL  
GAL  
EPROM  
EEPROM  
PROM  
87xxx...



22V10 **\$475**  
26CV12  
16Bit EPROMs FLASH EPROMs  
5ns PALs 4 Meg EPROMs  
FREE software updates on BBS

Call - (201) 808-8990  
**Link Computer Graphics, Inc.**  
369 Passaic Ave. # 100, Fairfield, NJ 07004 FAX: 879-8786

CIRCLE NO. 335



CP-1128  
**COMBINATION  
PROGRAMMER**  
\$1295.00

- PROGRAMS ALL AMD MACH EPLDs
- PROGRAMS ALL 22V10 PALs including BiCMOS PLDs
- SUPPORTS E/EPROMs UP TO 28 PINS
- SUPPORTS bipolar PROMs UP TO 28 PINS
- CALL 1-800-225-2102 FOR A LITERATURE PACK AND DEMO DISK
- LIFETIME FREE SOFTWARE UPDATES
- MANUFACTURER APPROVED
- MADE IN THE USA

**BP MICROSYSTEMS**

*The Engineer's Programmer™*

Houston, Texas 77043-3239 • (713) 461-9430 • (713) 461-7413

**1-800-225-2102**

CIRCLE NO. 337

## EP-1140 E/EPROM PROGRAMMER



**\$895.00**

- ✓ Programs NEC's **27C8001, 8-Mbit EPROM** and all **1, 2, & 4-Mbit, 16bit EPROMs**
- ✓ Supports all 87C51 derivative Microcontrollers, including Intel's **87C51GB**
- ✓ **Qualified and recommended** by Intel, National Semi and Signetics.
- ✓ Supports encryption array programming for microcontrollers
- ✓ Call for a DEMO disk and literature packet
- ✓ Risk-free 30-day money-back guarantee
- ✓ Lifetime **FREE** software updates via BBS and US Mail

**BP MICROSYSTEMS**

10681 Haddington • Houston, TX 77043-3239  
800/225-2102 • FAX 713/461-7413

CIRCLE NO. 338

## DC/CAD

introducing...

### THE TERMINATOR

Super High Density Router  
(Complete with Schematic & PCB EDITOR)

Features the following powerful algorithm & capability:

- Rip-up and Retry
- Pre-routing of SMT components
- Real-Time via minimization
- Real-Time clean up passes
- User defined strategies
- Window 3.0 capability as DOS Task
- 1-mil Autoplacer and Autoplanning
- Two-way Gerber and DXF
- Automatic Ground Plane w/ Cross Hatching
- Complete w/ Schematic & Dolly Libraries
- Optional simulation capability & protected mode for 386 users

Call for  
**FREE DEMO DISK**  
price range:  
**\$295 - \$1495**

DESIGN  
COMPUTATION

1771 State Highway 34, Farmingdale, NJ 07727  
(908) 681-7700 • (908) 681-8733 (FAX)

"DC/CAD...The focal point of future CAD market"

CIRCLE NO. 333

Now  
Networkable!

Facts about

**625,000**

**ICs and Semiconductors  
at Your Fingertips**

Cahners CAPS is the newest component search and selection tool for electronic design engineers:

- PC-driven, CD-ROM-based
- Includes unabridged manufacturers' datasheets
- Represents more than 520 manufacturers worldwide

Call toll-free: 1-800-245-6696

CAHNER'S 275 Washington Street  
**CAPS** Newton, MA 02158-1630  
Computer Aided Telephone: 617-558-4960  
Product Selection Facsimile: 617-630-2168  
Telex: 940573

CIRCLE NO. 336

## NoiseKen

**IEC Pub. 801-2**  
HIGH REPRODUCIBLE ESD TESTING.



**ELECTROSTATIC  
DISCHARGE SIMULATOR ESS-630A**

U.S.A WATAHAN NOHARA INTERNATIONAL, INC.  
**TEL (800) 366-3515**

CIRCLE NO. 339

To advertise in Product Mart, call Joanne Dorian, 212/463-6415

Model 8551 - by  
Tabor Electronics



### 50MHz Pulse/Function Generators


- Two available models from under \$3000.
- High fidelity waveforms from 10.00mHz to 50.00 MHz and from 10.00mV to 32.0Vp-p.
- Auto-calibration preserves full accuracy from 0°C to 50°C.
- Fully complies with the new IEEE-488.2 standard.
- Built-in GPIB compiler makes model 8551 bus compatible with HP's model 8116A device - dependent commands.
- Provides sine, triangle, variable/fixed duty cycle pulses, positive and negative ramp waveforms; triggered, gated, and counted burst modes; pulse width, amplitude, and frequency modulation modes; lin/log sweep modes; automatic PLL to an external source with a  $\pm 180^\circ$  phase offset range.

**Tabor Electronics**  
25 Rutgers Ave. Cedar Grove, NJ 07009  
Tel: U.S.A. (201)239-0425; ISRAEL (04)676868

CIRCLE NO. 340



An Established Foothold In  
The Device Programming Arena




The Traditional  
Market Leader In Japan

U.S. Tel./ Fax 1-619-727-4683 / 5232  
Europe Tel./ Fax 353-1-2892136 / 2892070  
Japan Tel./ Fax 81-3-3344-2001 / 2007  
Daisan Maruzen Bldg., 6-16-6 Nishi Shinjuku,  
Shinjuku-Ku, Tokyo 160, Japan.

**AVAL CORPORATION**

CIRCLE NO. 341

## PC POWER SUPPLY MONITOR

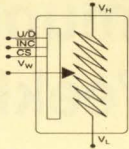


Designed as a diagnostic aid for PC/XT/EISA systems, the Wintek PC Bus Power Monitor Card (\$195) provides a quick way of checking the power supply in a personal computer. LEDs provide a real-time indication of power quality, as well as remembering momentary out-of-tolerance operation. A deluxe model (\$249) has an audible alarm, a system clock monitor, and a refresh signal monitor.

**WINTEK**® Wintek Corporation  
1801 South Street  
Lafayette, IN 47904  
Phone: (800) 742-6809 or (317) 448-1903

CIRCLE NO. 342

## "NO KNOBS"



**E<sup>2</sup>POT™** Digitally Controlled  
Potentiometers

- Allow Automated System Adjustments
- Nonvolatile Wiper Position Storage
- Low Power CMOS Technology
- Temperature Compensated
- Improve System Reliability
- Through Hole & Surface Mount Packages



Xicor, Inc., 1511 Buckeye Drive, Milpitas, California 95035-7493  
(408) 432-8888 X3549 FAX 408-432-0640

CIRCLE NO. 343

## 8051 68HC11 COP8



**iceMASTER**  
Your Window  
To Emulation  
Productivity

- Easy to learn & use
- Windowed interface -- user configurable
- FAST! Download -- < 3 sec. typ. at 115KB
- Source Level debug

- A 4K frame trace buffer with advanced searching capabilities.
- iceMASTER connects easily to your PC, requires no disassembly, or expansion slots. Works on any PC (DOS or OS/2), MicroChannel or EISA. Even laptops!
- iceMASTER is versatile: iceMASTER-8051, iceMASTER-68HC11 and iceMASTER-COP8 support most family derivatives.
- Rental and 10-day trials available.
- 68HC11 A,D,E,F; 8XC528; 8XC552; 8XC515A and 8XC517A support.
- Call today for free demo disk and ask about a free 8051 Macro Assembler! (800) 638-2423



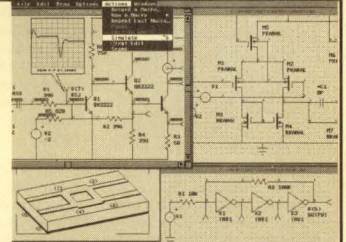
MetaLink Corporation P.O. Box 1329 Chandler, AZ 85244-1329  
Phone: (602) 926-0797 FAX: (602) 926-1198 TELEX: 499850MILINK

**HOT NEW PRODUCTS!**

CIRCLE NO. 344

## Analog Circuit Simulation

- Schematic Entry
- SPICE Simulation
- Model Libraries
- Waveform Processing



only \$990

### Powerful - Affordable

FULLY INTEGRATED, EASY TO USE, ANALOG CIRCUIT SIMULATION ENVIRONMENT, FROM ONE VENDOR, FEATURING: A powerful SPICE simulator performing AC, DC, and Transient, analyses, extensive model libraries, schematic entry, graphical waveform processing, and report quality printouts.

Call Or Write For  
Your Free Demo and  
Information Kit!



P.O. Box 710 San Pedro,  
CA 90733-0710  
Tel. 310-833-0710 Fax 310-833-9658

CIRCLE NO. 345

## FREE CATALOG



Affordable  
tools for  
programmable  
devices are just  
a phone call away.

- Unbeatable values on Data I/O® device programmers, software, updates, and accessories
- 30-day, money-back guarantee

■ Access to Data I/O's toll-free technical hotline and on-line bulletin board

To order your FREE catalog, call Data I/O Direct today.

**1-800-3-DataIO**  
(1-800-332-8246)

**DATA I/O**

CIRCLE NO. 346

Save 50%  
on our  
memory  
programming system.



Now  
\$995!\*

- Includes the 212 Multi Programmer with EPROM module, and PROMlink™ Ltd. PC Interface Software
- Supports more than 400 EPROMs up to 40 pins

- Full-hex keypad for extensive editing
- Optional logic and microcontroller modules
- Manufacturer-specified algorithms ensure accuracy

**1-800-3-DataIO**  
(1-800-332-8246)

\*U.S. list price only.



Call Data I/O® Direct today to order the 212 Memory System.

**DATA I/O**

CIRCLE NO. 347


## Telecom Solutions from Teltone

### Loop Current Detectors

M-949 Line Sense Relays prevent failures caused by transients and current surges

**RUGGEDIZED PACKAGE**

in the  
phone line.  
Superior



reliability means your products will last longer.

- Better survivability than optoisolators
- Improved RFI shielding
- For on-hook/off-hook monitoring, switchhook flash detection, and rotary dial pulse counting
- Available in UL-approved versions

**1-800-426-3926**

Or: 206-487-1515 Fax: 206-487-2288

**TELSTONE**®

INNOVATING SOLUTIONS  
In Telecom Interface Components

Teltone Corporation, 22121-20th Avenue SE, Bothell, WA 98021

CIRCLE NO. 348

To advertise in Product Mart, call Joanne Dorian, 212/463-6415

## LOGIC ANALYZER/DSO



### Debug and test mixed analog/digital circuitry with a single instrument!

OmniLab features: ■ 48 or 96 LA channels, 200 MHz async, 34 MHz sync ■ 2 DSO channels, 100 MHz, 200Ms/s ■ Powerful Mixed Analog/Digital Triggering ■ Time-aligned Analog/Digital display ■  $\mu$ P disassembly support ■ Mouse driven Graphical User Interface ■ Test programs are automatically created as you use the OmniLab. Prices start at \$3,500 for 4 month rental.

#### FREE DEMO DISK.


1-800-729-7700  
Fax 415-327-9881

**ORION**<sup>®</sup>  
INSTRUMENTS

180 Independence Dr., Menlo Park, CA 94025

CIRCLE NO. 349

Imagine if  
**YOUR**  
product  
could  
talk!



To find out how easy it is to add speech output to your own products, call for your free V8600 data book today!

- Converts plain ASCII text into high quality speech
- Use in computers, voice-mail, warning systems, etc.
- Requires only a single 5V supply and speaker
- Built in  $\mu$ P, serial and printer interfaces
- Less than \$100 in OEM quantities
- Technology licensing available

#### RC SYSTEMS

121 W Winsap Rd - Bothell, WA 98012

USA/Canada Phone/Fax: (206) 672-6909

UK/Europe 81 539 0285 Fax: 81 558 8110

CIRCLE NO. 350



## Free Catalog

The World's Largest Collection of Adapters & Accessories for VLSI/Surface Mount Devices


- Emulator Pods & Adapters
- Debug Tools
- Programming Adapters
- Socket Converters
- Debugging Accessories
- Prototyping Adapters
- Custom Engineering

Emulation Technology, Inc.  
2344 Walsh Ave. Santa Clara, CA 95051  
Phone: 408-982-0660 FAX: 408-982-0664



CIRCLE NO. 751

## Natural Voice Playback



- Point of Sale Terminals
- Site Alarms
- Remote Telemetry
- Weather Stations
- Multiple Languages
- Repeater Identifiers
- Test Systems
- ADA Requirements
- Emergency Announcements

#### DataVoice - DV-64

Add a high quality Recorded *Natural Voice* to your product. Recorded Voice vocabularies consisting of over 100 words or multiple phrases up to 1 minute in a *Natural Voice* is saved in Non-Volatile E-Prom memory. We'll record your message(s) in a male or female voice - or - you can record the library of words and phrases by using the optional SDS-1000 development system with an IBM or compatible computer. OEM designs are available.

Parallel input word select 500 ma. keyline output 32 Kb sampling rate Multiple modes Selectable timing 8 ohm Audio output 600 ohm Audio output +9v to +14v Supply Size: 4.00" x 4.25" Under \$ 100 - OEM qty

Several different models available - Call for a demonstration  
**Palomar Telecom, Inc.**  
300 Enterprise St. Suite E - Escondido, Ca. 92029  
(619) 746-7998 Fax (619) 746-1610

CIRCLE NO. 752



### FULLY INTEGRATED, RACK MOUNT AND RUGGED SUN SPARC WORK STATION

STANDARD FEATURES INCLUDE:

- ★ SPARK ENGINE 2 CPU WITH 16MB RAM
- ★ 207MB HARD DISK, 150MB TAPE DRIVE
- ★ 644MB CDROM, REMOVEABLE HARD DISK
- ★ 1.44MB FLOPPY, 2 RS-232 AND S BUS PORTS
- ★ SCSI-2 AND ETHERNET INTERFACE
- ★ 16 INCH RACK MOUNT COLOR MONITOR
- ★ KEYBOARD, MOUSE AND SunOS 4.1

FOR CUSTOM CONFIGURATIONS AND FURTHER DETAILS CONTACT: **IBI SYSTEMS INC.**, 6842 NW 20M AVE., FT. LAUDERDALE, FL 33309, 305-978-9225 FAX: 305-978-9226

CIRCLE NO. 753

# Communicate Weekly

to the electronics  
OEM through  
EDN's Magazine  
and News Editions  
Product Mart

CIRCLE NO. 754

## DAR is the only EDA Directory Source you will ever need.

DAR (Design Automation Research) is an electronic directory. DAR can save hours in searching for ASIC and CAD/CAE vendors. DAR supports the entire top-down design process from CONCEPT to REALITY. DAR requires a PC with a hard disk.

- Select vendors' suite of design tools from a search form.
- Pull-down menus.
- Performs powerful search statements.
- Works with Microsoft-compatible mouse drivers.
- Each field contains a search word list.
- Updates occur on a quarterly basis.
- \$395 annual subscription fee.


Call for a FREE evaluation disk.

**AXION**

16321 Gothard Street, #F, Huntington Beach, CA 92647  
714/848-3477

CIRCLE NO. 755

## 48 Channel 50MHz Logic Analyzer



### Complete System \$1895.00

New Windows 3.0 Compatible Software

- 48 Chnls @ 50 MHz x 4K words deep
- 16 Trigger Words/16Level Trigger Sequence
- Storage and recall of traces/setup to disk
- Disassemblers available for: 68000, 8088, 8086, 6801, 6811, Z80, 8085, 6502, 6809, 6303, 8031

**NCI** ■ 6438 UNIVERSITY DRIVE,  
HUNTSVILLE, AL 35806  
(205) 837-6667 FAX (205) 837-5221

CIRCLE NO. 756

**ARINC 629**

**Ballard Technology**

MIL-STD-1553 and ARINC 429/629 databus boards and software for IBM-PC and VMEbus.  
Call toll-free: 1-800-829-1553

1216 NW 75th St., Seattle, WA 98117  
(206) 782-8704 FAX: (206) 782-8174

CIRCLE NO. 757

To advertise in Product Mart, call Joanne Dorian, 212/463-6415

## FREE DEMO DISKS



See why over 20,000 engineers rely on SCHEMA for their design needs.

- ✓ Schematic Capture
- ✓ PCB layout & routing
- ✓ Simulation
- ✓ PLD design

Call 800-553-9119



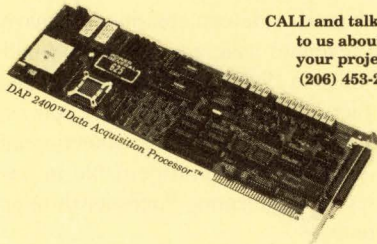
801 Presidential • Richardson, TX 75081  
(214) 231-5167 • FAX (214) 783-9072

CIRCLE NO. 758

16 MHz CPU  
DRAM to 512K  
20 MHz DSP  
SRAM to 96K

DAPL™ Operating System  
100+ standard commands  
Custom commands in C

The  
Intelligent  
Solution  
For  
Data  
Acquisition



CALL and talk  
to us about  
your project.  
(206) 453-2345


ANALOG I/O  
DIGITAL I/O  
Inputs to 235K samples per second  
Outputs to 250K samples per second

MICROSTAR  
LABORATORIES  
2265 116th Avenue NE  
Bellevue, WA 98004  
FAX (206) 453-3199

Or call for  
FREE demo diskette.

CIRCLE NO. 759

## PLCC PROBING




### IN SOCKET

- Probe socketed PLCC chips
- Lowest profile socketed PLCC PROBE
- Mechanically and electrically reliable connection
- Choice of PLCC, PGA, LCC, cable (top socket)
- Sizes from 20 to 84 pins
- Optional height extender
- Custom design services



IRONWOOD ELECTRONICS  
P.O. BOX 21151, ST. PAUL, MN 55121  
(612) 431-7025; FAX (612) 432-8616

CIRCLE NO. 760



### VERSA COMM+4

- \* FOUR RS-232 PORTS WITH ALL MODEM CONTROL SIGNALS
- \* INDIVIDUALLY SELECTABLE PORT ADDRESSES
- \* INDIVIDUALLY SELECTABLE INTERRUPT (AT & XT)
- \* 16550 BUFFERED UART OPTIONAL
- \* SOFTWARE AVAILABLE FOR INTERRUPT BUFFERING
- \* EXCELLENT TECHNICAL SUPPORT
- \* AVAILABLE FROM STOCK



SEALEVEL  
SYSTEMS INC.  
PO BOX 830  
LIBERTY, SC 29657  
803-843-4343

CIRCLE NO. 761

## SCANTEAM® INSTANT INTERFACE PRODUCTS

### CCD BAR CODE TECHNOLOGY



The Welch Allyn  
SCANTEAM® 3000 is

a light-weight, rugged, easy-to-use bar code scanner which eliminates the need for an external decoder box. Utilizing solid state CCD imaging technology, this ergonomically designed long-life scanner is a cost-effective solution for POS, PC and CRT based terminals, or portable data collection applications. The SCANTEAM 3000 contains no moving parts, and the interchangeable interface cable determines output parameters. Automatic or manual triggering can be programmed based upon your application requirements.

**W**  
Welch Allyn

For more information call 1-315-685-8945.

CIRCLE NO. 762

## 883D SRAMs



### Something for Everyone.

- 25ns to 120ns
- 512Kx8, 256Kx8, 128Kx8
- **DESC 883D Qualified**
- **QML-38534 per EQC-92-070**
- Low Power CMOS Operation
- JEDEC 32-pin DIP/Co-fired Ceramic
- Military, Industrial, and Commercial Temperatures
- Facility Certified to MIL-STD-1772

**White Technology, Inc.**

A wholly owned subsidiary of Bommar Instrument Corporation  
4246 E. Wood Street • Phoenix, Arizona 85040  
Tel: (602) 437-1520 • FAX (602) 437-9120

CIRCLE NO. 763



## Schematic Capture for the Macintosh

### DESIGNWORKS

**Schematic features** Menu-driven, mouse-controlled operations • cut/copy/paste between circuits • right-angle rubber-banding. **Digital simulation** 13-state, event-driven simulation • logic analyzer-style timing window • PLD support. **Libraries** Fully-simulated 7400, 4000, 10K series, PLDs, PROMs and RAMs, non-simulated analog and discrete components • User-definable, simulated custom symbols. **Interfaces** Formats for Douglas CAD/CAM, Cadnetix, Calay, Orcad, Tango, Racal Redac, Spice. • user-definable printers, dot-matrix printers, HP, Houston, Roland pen plotters.


CALL (800) 444-9064 TODAY FOR YOUR FREE DEMONSTRATION KIT!

**CAPILANO COMPUTING**

(604) 522-6200 Fax (604) 522-3972

CIRCLE NO. 764

## VGA EXTENDED 700 FEET!




### TwinSplit™ E.D.

- Locate VGA monitors up to 700 feet from computer
- 2 outputs available, both up to 700 feet
- Supports all VGA/SVGA cards and monitors
- Low-loss extension cable available
- Only \$549, 1 year warranty

**Communications  
Specialties, Inc.**

TEL: 516-273-0404 FAX: 516-273-1638

CIRCLE NO. 765




## SIMPLIFY BOARD LAYOUT

MICRO/Q 1000 ceramic decoupling capacitors share board mounting holes with IC pins to simplify board design. Now add more active devices with increased density in the same space, or design the same package on a smaller board. Rogers Corp. 2400 S. Roosevelt St., Tempe, AZ 85282. 602/967-0624

CIRCLE NO. 766

To advertise in Product Mart, call Joanne Dorian, 212/463-6415

# Come Face-to-Face With The New Wave In Engineering Excellence.



At PictureTel, advanced videoconferencing technology and a sound financial picture meet face-to-face. Annual revenues have grown from \$18 million in 1989 to \$37 million in 1990 to an estimated \$75 million in 1991 and are expected to double again in 1992. Every year, more people are looking to PictureTel - for high quality, low cost videoconferencing capabilities - from Peabody to Paris. With our continued engineering enhancements to audio and video quality, videoconferencing is becoming as indispensable to business as the fax machine. We have the following opportunities for Engineering Professionals to join the videoconferencing revolution. See what we're talking about.

## **SOFTWARE ENGINEERS** **Real-Time Embedded Systems Software**

Design, code and debug system software to support data communications subsystems and specialized hardware for videoconferencing systems. This will include work on interrupt handlers, device drivers and data communications software. Requires a BS in Computer Science, Electrical Engineering or equivalent and 5 years' experience developing event-driven software for a multitasking environment utilizing software state machines and hardware drivers. Experience with C and Assembler is required. Experience with the Intel 960 and with VRTX, PSOS, etc. is desired.

## **PRINCIPAL COMMUNICATIONS** **SOFTWARE ENGINEER**

Project leader of team developing software for next generation videoconferencing product. Responsibilities include specification, architecture, design, implementation, scheduling, and technical leadership. Requires BSCS or EE or equivalent and at least 8 years' experience including significant project leadership experience and microprocessor-based communications software development incorporating device drivers and state machines. Knowledge of Wide Area Networking, Communications software or digital signal processing is highly desired.

## **SENIOR or PRINCIPAL ASIC** **DESIGN ENGINEER**

Specification, design and verification of an ASIC that provides a gateway between multiple asynchronous high speed packet bus processor domains. Requires a BSEE or equivalent and at least 5 years' experience with gate array or standard cell design. Chip architecture experience is a must. Also, solid tools background in design (RTL and gate), synthesis, simulation, and design verification. JTAG is a plus.

## **SENIOR or PRINCIPAL DIGITAL** **HARDWARE DESIGN ENGINEER**

Design the real time processor core and the ISA bus interface for our desktop videoconferencing product. Requires BSEE or equivalent and 5 to 8 years' board level design experience including designs involving high speed RISC processors and industry standard busses as well as proficiency in the use of CAD tools. ASIC design experience and knowledge of ISA bus are highly desired.

## **SENIOR COMMUNICATIONS** **SOFTWARE ENGINEER**

Design, code and debug communications software for network and terminal products based on CCITT protocols using C and assembly. Assume responsibility for one or more subsystems. Requires BSEE/CS and 3-7 years' experience including the successful implementation of several products. Experience writing device drivers and state machines for complex real time multitasking systems is required.

## **SECTION MANAGER** **Software Quality Assurance**

Manage SWQA group including functional, system and performance testing; development/implementation of release processes, system life cycle, QA measurements and automated testing. Requires at least 5 years' experience managing a SWQA function. Experience in Communications or Systems QA would be helpful.

## **SENIOR or PRINCIPAL DIGITAL** **HARDWARE DESIGN ENGINEER**

Specification, design and verification of audio digital signal processing board. Requires a BSEE or equivalent and at least 5 years' board level design experience. Pluses include multiprocessor arbitration, shared memory, FPGA's, PALs analog, and a solid tools experience including Valid framework, board level simulation, RTL and synthesis.

## **SENIOR HARDWARE ENGINEER**

Responsible for the continuing engineering of products which have been delivered from design engineering to manufacturing. Support manufacturing as design problems are found and deliver design enhancements to improve quality and reduce product cost. Requires BSEE or equivalent and at least seven years' experience in hardware design (knowledge of both analog and digital hardware design is required, experience with software would be helpful), documentation, and manufacturing support. Superior problem solving skills, the ability to thrive in an ever-changing environment and a strong desire to work across a broad product line utilizing a wide range of technologies are essential.

Please forward your resume, complete with salary requirements, to Dave Adams at PictureTel Corporation, One Corporation Way, Peabody, MA 01960. Agencies please respond in writing only. No phone calls, please! An equal opportunity employer.



*See What We're Talking About.*



# Quality design and advanced technology. Because lives depend on it.

Siemens Pacesetter, Inc. makes implantable cardiac devices. Tiny enough to fit in your fist. Powerful enough to sustain life. Innovative enough to have made history. Incredible enough to last a decade or more. Perceptive enough to know when patients are exercising and when they're resting.

But at Siemens Pacesetter, Inc., together with our multi-billion dollar parent company Siemens, we are looking toward the future. We are developing implantable devices that can start a stopped heart. Pacemakers tiny enough to be implanted in premature babies with heart defects. Implantable technology that mimic the human heart down to the subtlest nuances.

The field of cardiac device therapy has come so far so fast, there's no telling where technology will take us in twenty years. If you need incredible challenges in a high-tech environment and the opportunity to do work that literally saves and changes lives, you'll find your opportunity to make a difference at Siemens Pacesetter, Inc. Future opportunities include:

#### **AUTOMATIC TEST ENGINEER**

To perform analog and digital circuit design, SW development and test system integration. Requires BSEE and 3+ years ATE experience in the design/development of computer-based automatic production test equipment. **Respond to Dept. EDN/ATE.**

#### **IC LAYOUT DESIGNER**

Utilizing Sun SPARC workstations, will layout CMOS analog/digital circuits with standard cell and fully customized methodologies. Requires 2+ years layout experience and working knowledge of UNIX. **Respond to Dept. EDN/ICDE.**

#### **PROCESS ENGINEER**

Will handle machine design projects utilizing electro-pneumatic mechanisms/processes involving YAG laser welding. Requires BSME/EE with 5 years experience in CNC machine control, diagnostics, mechanical fixture design and repair of digital/analog circuits. **Respond to Dept. EDN/PE.**

#### **SR. PROCESS ENGINEER**

Will develop/implement new processes, equipment, components and manufacturing methods to support hybrid test and manufacturing. Emphasis will be on improving manufacturing yields, designing SPC systems and conducting hybrid material R&D. Requires BSEE/ME; 5 years hybrid experience preferred. **Respond to Dept. EDN/SPE.**

#### **SOFTWARE QUALITY ENGINEER**

Will develop/implement software test designs for validation/verification of product and manufacturing. Requires experience in software development for microprocessor-based products and software test design procedures. A BSCS or equivalent is desirable. **Respond to Dept. EDN/SQE.**

#### **SR. COMPONENT RELIABILITY ENGINEER**

Requires BSEE with 5 years experience in reliability engineering, failure analysis techniques and rate predictions. Knowledge of IC and hybrid design/evaluation/qualification techniques and CMOS is essential. **Respond to Dept. EDN/CRE.**

#### **SR. ANALOG ELECTRONICS DESIGN ENGINEER**

Duties include designing low power CMOS op amps and switched capacitor circuits and overseeing layout. Will also perform some system design, integration and scheduling. Requires BS/MS in Electronics, 10+ years analog design experience and 5+ years IC design experience. Thorough knowledge of SPICE and FET models a must. **Respond to Dept. EDN/AEDE.**

#### **SR. ELECTRONIC PRODUCT ENGINEER**

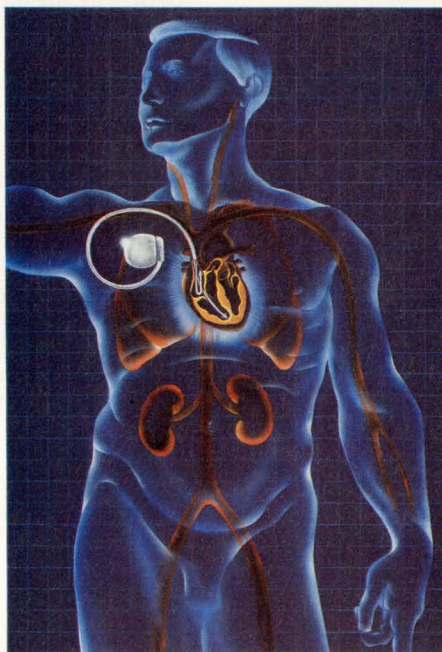
BSEE and 3-5 years experience in analog/digital design, CMOS/TTL devices and microprocessor-based systems essential. Ideal candidate will have knowledge of hybrid microelectronics involved in the manufacture of high-reliability electronic devices. **Respond to Dept. EDN/EPE.**

#### **SOFTWARE ENGINEER**

Utilizing Assembly and C languages, will design/develop system and application SW for real-time embedded microprocessor-based device support products. Requires BSEE/CE or equivalent and 3+

years experience in embedded microprocessor and system-level SW design/development. **Respond to Dept. EDN/SE.**

In addition to our desirable Southern California location, we offer competitive compensation, paid relocation and an excellent benefits package, including employer-contributed pension plan, 401(k), tuition reimbursement, vision care and a choice of dental/health plans. Send resume (NO PHONE CALLS, PLEASE!) to the appropriate department: **Greer A. Brooks, Employment Representative, Siemens Pacesetter, Inc., 15900 Valley View Court, P.O. Box 9221, Sylmar, CA 91392-9221. AA/EOE**



**Siemens Pacesetter®**



Excellence in Cardiac Pacing



# LEADERSHIP

The capacity to show the way by taking the lead. To influence or direct the activities of others.

Some appear to be the leader. But actions speak much louder than muscle. We believe in the personal power of the individual. Which is why, at Motorola Semiconductor Products Sector (SPS), we encourage our people to be champions. To establish goals. To influence by example. As a result, we're an international innovator in the semiconductor industry.

The microelectronics technology leader. Naturally, it's the Microprocessor and Memory Technologies Group, Motorola SPS. Openings now exist in our Texas facility for:

**IC DESIGN ENGINEER** Design logic and CMOS control circuitry for a RISC-based microprocessor cache. Involves circuitry definition, modeling, and verification, plus integration of custom SRAM cache and MMU arrays. Requires BS/MSEE with emphasis on computer engineering and 3+ years VLSI CMOS design experience. Cache/MMU control design expertise is a must.

**CUSTOM SRAM DESIGN ENGINEER** Design custom on-board CMOS SRAM cache and tag arrays for a RISC-based microprocessor. Requires BS/MSEE and 3+ years CMOS SRAM experience with emphasis in complex circuit design, analysis and verification. Microprocessor logic design background preferred.

**SOFTWARE ENGINEER** Develop, port and support RISC architecture debuggers. Includes UNIX X Window graphics HW/SW tools and porting of cross-tools to various development platforms. Requires BSCS and 4+ years C/UNIX experience with a minimum of 2 years in UNIX X Window graphics. C++ skills preferred.

**SENIOR DESIGN ENGINEERS** Participate in specification, design and implementation of next generation 68000 microprocessors. Requires BS/MSEE and 5 years experience with a strong background in new product specification, behavioral modeling, VLSI and microprocessor design.

## GRAPHICS/EMBEDDED CONTROL

**MARKETING MANAGER** Develop/implement marketing strategies for 88000 and PowerPC graphics embedded control products with an emphasis on facilitating design wins in targeted areas. Requires BSEE and 2-5 years experience marketing embedded control microprocessors. Knowledge of HW/SW development tools and key operating system software is essential.

**SYSTEM VERIFICATION ENGINEERS** Develop verification programs/behaviorals to verify RISC/68000 microprocessor families' functions and perform failure analysis at system and chip levels. Requires BS/MSEE and 3-5 years experience with proficiency in C/UNIX.

**CAE DESIGNERS** Develop an integrated VLSI CAD platform based on vendor tools and design/code. Includes evaluation, design methodology and tool support. Requires BS/MSEE, plus 3-5 years experience in workstation tool development and SW integration. Knowledge of relational database and graphical user interfaces (X, motif) would be a plus.

There's no company — or opportunity — in the world like this one. Be part of it. For consideration, send your resume to: Motorola Recruitment, Dept. ATX-9208, 505 Barton Springs Rd., One Texas Center, Suite 400, Austin, TX 78704. (800) 531-5183; (512) 322-8811 FAX. Equal Opportunity/Affirmative Action Employer.



**MOTOROLA**

Microprocessor and Memory Technologies Group

*CMOS LOGIC AND CIRCUIT DESIGN  
SYNTHESIS • BUS INTERFACE • SIMULATION  
RISC ARCHITECTURE • MICROPROCESSOR DESIGN  
MICROPROCESSOR ARCHITECTURE  
CACHE MEMORY SYSTEMS • DEVELOPMENT TOOLS*

# THE ADVANCED PATH TO THE LEADING EDGE

Looking for a superior career path in integrated circuits and solutions? You can travel farther, faster with Advanced Micro Devices. Innovation and the right industry moves have put AMD in a commanding position in microprocessors and related peripherals, programmable logic devices, high performance memories and the World Network™ Solution.

We're ready to challenge the world with our simply superior products. Take the Advanced path to the leading edge in the exceptional living and working environment of our Austin, Texas facility.

**SR. PROCESS DEVELOPMENT ENGINEER**

**SR. INTEGRATION/DEVICE ENGINEER**

**SR. PROCESS ENGINEERS**

- \* **PHOTOLITHOGRAPHY**
- \* **THIN FILMS/IMPLANT**
- \* **ETCH**
- \* **DIFFUSION**

**SR. MANUFACTURING SYSTEMS ENGINEER**

**APPLICATIONS ENGINEER—CMOS/MPU**

**SR. LINE MAINTENANCE TECHNICIANS**

**SR. CMOS/MPU DESIGN ENGINEER**

All positions are Senior Level, requiring at least 4 years of directly applicable semiconductor experience. Appropriate degrees also required.

Qualified candidates should send a resume to: **Advanced Micro Devices, MS/556/EDNEL, 5204 E. Ben White Blvd., Austin, Texas 78741, Attn: Professional Staffing. You may also call (512) 462-5355 or FAX your resume to (512) 462-5108.**

We are an equal opportunity employer.



# Our New Attitude Is A Winner. So Is Our Location.

A fresh determination to improve upon our already premier position in the personal computer field. Bold new management. A substantial increase in R&D expenditures. Progressive new work options. Breakthrough award winning products. It's happening today in a location where you can reclaim a more pleasant way of life. Zenith Data Systems has all this and more. Maybe it's time you gave us a new look.

We're now involved in an unprecedented hiring effort for engineers with 3 or more years' related experience. It's your opportunity to join our \$1+ billion organization at the R&D center for PCs and laptops with one of the world's top 10 information technology companies.

## HARDWARE DESIGN ENGINEERS

We desire a BSEE & Intel Chip Technology 286/386/486 experience.

### ASIC Design: Board Level Design:

- PC Design Experience
- Computer Architecture
- Behavioral Modelling
- HDL/VHDL
- Logic Synthesis
- Logic Design
- Gate Level Simulation
- Fault Coverage
- Software Experience
- Logic Design to Gate Level
- PAL's/PLD's/FPGA's
- State Machines
- RFI Suppression
- Bus Design EISA - ISA
- PC Design Experience
- Computer Architecture

## SYSTEMS FIRMWARE ENGINEERS

Requires BSEE/CE and related experience.

- Systems BIOS Development
- Structured Programming Methodologies
- "C" and Intel x86
- XT/AT Architectures

## MECHANICAL DESIGN ENGINEERS

Requires BSME and related experience.

- Product design (CRTs, PCs, consumer electronics, etc.)
- Electronic packaging
- Plastic design
- CAD

Our location in St. Joseph offers a relaxed lifestyle pace, affordable housing, traditional family values and the pleasures of living on the shores of Lake Michigan just minutes from work yet only 90 minutes from Chicago. Send or fax resume (indicating position of interest) with salary history to: **Zenith Data Systems, Dept. EDN, Hilltop Rd., St. Joseph, MI 49085.** Fax: 616/982-5796. An affirmative action employer.



**ZENITH**  
data systems 

**Groupe Bull**

Giving you a new view.

# When you look through our windows, here's what you'll C.

Take a look at E-Systems Garland Division and you'll see some of the most exciting computer technology on the planet. You'll see dedicated, multi-disciplinary teams working together in an atmosphere that recognizes individual achievement. And you'll see an environment where even the most unconventional ideas are given a chance to grow.

It's this combination of inventiveness, cooperation and resources that makes E-Systems an industry leader. From surveillance systems to advanced electronic imaging to our new EMASS data storage and retrieval system, E-Systems defines the cutting edge of electronic technology.

To open a window of opportunity, look into the following positions:

**UNIX PROGRAMMERS**—Positions require a BSCS or BSEE and a minimum of 3 years of recent programming experience in working with UNIX and "C" on large-scale computer systems and knowledge of systems and network interfaces and relational databases (ORACLE or INGRES). Preference given to those with X-windows, object oriented design or expert systems experience. Duties involve Software Development, Software Test, Tools Development or Software Integration.

**FIRMWARE ENGINEERS**—Positions require a BSEE or BSCS and a minimum of 3 years of recent experience developing firmware in 68000 assembly and "C" preferred. Positions involve firmware and embedded software development.

**RF HARDWARE ENGINEERS**—Positions require a BSEE and 3 years experience in the detailed design of complex RF circuitry including UHF through SHF synthesizers, receivers, and modems. Positions involve development of RF/IF modules for open architecture SHF and Interferometer Systems.

**COMMUNICATIONS SYSTEMS ENGINEERS**—Positions require a BSEE (MSEE preferred) and 6 years experience in the calculations and trade analysis of complex communications systems, including link budgets, DSP, data/network layer protocols and modem implementations.

**DIGITAL PROCESSOR ENGINEERS**—Positions require a BSEE and a minimum of 3 years of digital microprocessor implementation design experience using 680x0 embedded processors. In addition, digital signal processing experience with TMS 320 processors and digital demodulator implementation experience is highly desirable.

**SYSTEMS ENGINEERS**—Positions require a BSEE or BSCS and a minimum of 3 years of experience in systems engineering including design, methodology and development processes on large hardware/software based signal processing systems. Experience with VAX/VMS, CADRE and Oracle desired. Positions involve requirements analysis and conceptual/functional design of large software sub-systems.

**REAL-TIME SOFTWARE ENGINEERS**—Positions require a BSEE or BSCS and experience with 680x0 embedded processors/or TMS 320 digital signal processors. Experience with 680x0 assembly, "C," ADA in a UNIX development environment is desirable. Experience with a disciplined software development methodology (2167-A, NSAM-81-3).



## E-SYSTEMS

The science of systems.

### A WORLD OF OPPORTUNITIES

Not only does E-Systems Garland Division offer these exciting opportunities, but we also offer competitive pay, a benefits program that can be tailored to meet the needs of you and your family, and an Employee Stock Ownership Program that can help your assets grow into the future.

For a real challenge and a real leadership opportunity, send your resume and salary history to: George Suchowerskij, Senior Staffing Representative, E-Systems, Inc., Garland Division, Department 31, P.O. Box 660023, Dallas, Texas 75266-0023.

## Create the Industry's Most Advanced Digital Loop Carrier Systems!!

Pulse Communications, with 28 years' experience in the Telecommunications market, has just completed another successful record-setting year. Pulsecom is increasing its design and development staff by 50% in 1992. The increased staff will be developing next generation TR-303 compliant digital loop carrier and SONET transport systems. Join an industry leader during our vigorous growth phase.

Qualified applicants will have a BSEE, BSME, or BSCS and a minimum of two years experience in a telecommunications environment. An advanced degree, knowledge of Bellcore standards, and demonstrated capabilities in the design of advanced voice and data transmission products are definite pluses. Specific opportunities are available for:

### SOFTWARE ENGINEERS

- Embedded real-time systems
- C programming on a UNIX platform
- Intel 8051 and Motorola 68XXX processors

### EQUIPMENT ENGINEERS

- Mechanical Design on AutoCad
- Outdoor equipment cabinets
- Electronic equipment packaging and thermal analysis
- Power system design

### ASIC DESIGNERS

- VHDL design
- Valid running on Sun Workstations
- SONET, ADM, TSI

### LINE CARD DESIGNERS

- Analog and digital
- Voice and data transmission
- Microprocessor control
- EPLD, ASIC, FPGA
- ISDN, T1

### COMMON CONTROL DESIGNERS

- Motorola 68XXX microprocessors
- ASIC or FPGA
- Remote test
- High speed backplanes
- X.25, LAN

Pulsecom offers excellent and competitive salaries and a liberal fringe benefits package.

Pulsecom is a subsidiary of Hubbell, Inc. and is located on the western edge of Fairfax County, Virginia, adjacent to Dulles International Airport, and 30 minutes from downtown Washington, D.C.

If you have the background we seek, send your resume and salary history to: **Pulsecom, Human Resources, 2900 Towerview Road, Herndon, Virginia 22071 or call (703) 471-2900 or (800) 821-7924.** An Equal Opportunity Employer M/F/H/V.



**pulsecom**

## Knock, Knock.

In EDN's  
Magazine  
and News  
Editions,  
opportunity  
knocks all  
the time.

**EDN** Magazine  
Edition  
News  
Edition

# BUSSE



## IF YOU SELL TO THE WORLD, WORK WITH A WORLD LEADER.

Selling worldwide calls for special capabilities: strict adherence to the standards of Europe, Asia and the Americas; a working knowledge of different applications and local needs; and listing by standards agencies—to name just a few. ■ Bussmann's been there. We're there right now, with local offices and distribution. Add to this Bussmann's sales leadership in numerous key markets and you have the prime fuse supplier to the world. ■ No matter what your need, we're prepared to fill it. In glass tube fuses (time-delay and fast-acting), holders and clips—5x20mm, 1/4" x 1-1/4". And Bussmann's advanced high-performance fuses are ready when you are ready to redesign or to lower your costs to compete harder. For example, our

PC-Tron® current-limiting fuses and SMD Tron® surface-mount fuses hold the destructive energy of fault currents down to a fraction of their potential. So you can now feature protection of circuit - board components, as well as the equipment. ■ And for conventional applications, Bussmann's Microtron® fuse line offers everything you demand for your high-volume production. Like the PC-Tron

and SMD Tron, the Microtron fuse withstands the rigors of automated wave soldering and board washing. ■ For full information on Bussmann products, contact your Bussmann distributor.

### BUSSMANN—WORLD'S LEADING CIRCUIT PROTECTION MANUFACTURER.

#### BUSSMANN

PO Box 14460  
St. Louis, MO 63178  
Phone: (314) 394-2877  
Fax: (314) 527-1445

#### BUSSMANN

Beswick Works  
Frome, Somerset  
BA 11 1PP  
United Kingdom  
Phone: +44-373-464311  
Fax: +44-373-473175

#### BUSSMANN

Wettenburger Str. 70  
8000 Munich 81  
Germany  
Phone: +49-89-92404138  
Fax: +49-89-92404200


#### BUSSMANN

Prince Edward Road  
No. 04-07 Finger Pier Bldg.  
Singapore 0207  
Republic of Singapore  
Phone: +65-2275346  
Fax: +65-2275384

**COOPER**

Quality from  
Cooper Industries

Bussmann



0 1.0 2.0 3.0

# COUNT ON IDT

## When Every Nanosecond Counts

Squeeze critical nanoseconds from your high-speed logic interface with the fastest FCT logic available. IDT's FCT-CT family offers speeds that are 50% faster than standard FCT or FAST logic families — as fast as 3.4ns (typical)!

## The Perfect System Solution

As a system designer, you need the perfect combination of:

1. **Fastest speed**
2. **Low ground bounce**
3. **Low power consumption**


FCT-CT logic has true TTL compatibility for ease of design. The reduced output swings and controlled output edge rate circuitry ensure low system noise generation. No other technology offers higher speeds or lower power consumption.

The FCT-CT family is completely pin- and function-compatible with FCT logic, and is available today in all standard packaging.

FUNCTION	PROPAGATION DELAY (Max)	OUTPUT ENABLE (Max)	OUTPUT DISABLE (Max)
Buffers	4.1ns	5.8ns	5.2ns
Transceivers	4.1ns	5.8ns	4.8ns
Registers	5.2ns	5.5ns	5.0ns
Latches	4.2ns	5.5ns	5.0ns

## Free Logic Design Kit

Call our toll-free hotline today and ask for **Kit Code 3061** to get a **1991 High-Speed CMOS Logic Design Guide** and **free FCT-CT logic samples**.



**(800) 345-7015 • FAX: 408-492-8454**

The IDT logo, CEMOS, BiCEMOS, and R3051 are trademarks of Integrated Device Technology, Inc.

CIRCLE NO. 108


## 12ns 256K SRAMS

Fastest cache solutions for RISC and CISC CPUs. 36+ ultra-high-speed sub-micron SRAMs for 33MHz processing & beyond are in the **SRAM Data Book**.



## 35mips RISC CHIPS AND MODULES

R3000A for the most mips at any MHz; R3051 for CPU, cache, & buffers on one chip. Modules, eval. boards & software complete the family. See them in the **RISC Data Book**.



## HIGHEST-PERFORMANCE MEMORIES

Fast FIFOs, dense dual-ports, BiCEMOS ECL, & memory modules. 120+ FIFOs & multi-port memories, 5ns ECL, & multi-chip modules are in the



**Specialized Memories Data Book.**



Call today for your new IDT data books with complete technical specifications and application information.



**Integrated Device Technology, Inc.**



# EDN-BUSINESS STAFF

## Business/Publishing

**Headquarters**  
275 Washington St  
Newton, MA 02158  
Fax: (617) 558-4470

## VP/Publishing Director

Peter D Coley  
(617) 558-4673  
Ora Dunbar, Sales Coordinator

## VP/Publisher

Roy W Forsberg  
(617) 558-4367  
Darlene Fisher, Assistant

## Advertising Sales Director

Jeff Patterson  
(617) 558-4583

## Marketing/Business Director

Deborah Virtue  
(617) 558-4779

## VP/Production/Manufacturing

Wayne Hultizky

## Director of Production/Manufacturing

John R Sanders

## Production Staff

Andrew A Jantz, Supervisor  
Sheilagh Hamill, Manager  
Lynn Morelli, Assistant

## NEW ENGLAND/NY

Chris Platt, Clint Baker  
199 Wells Ave  
Newton, MA 02159  
Tel: (617) 964-3730  
Fax: (617) 332-7128

## NEW YORK CITY/NEW JERSEY

Dan Rowland  
249 W 17th St  
New York, NY 10011  
Tel: (212) 463-6419  
Fax: (212) 463-6404

## SOUTHEAST CORRIDOR/PA

Steve Farkas  
487 Devon Park Dr  
Wayne, PA 19087  
Tel: (215) 293-1212  
Fax: (215) 293-0359

## IL, IN, KY, MI, OH, TN

Greg Anastos  
Cahners Plaza  
1350 E Touhy Ave, Box 5080  
Des Plaines, IL 60018  
Tel: (708) 635-8800  
Fax: (708) 635-0929

## IL, MN, NE, IA, KS, ND, SD, WI, MO, AL, AR, OK, CANADA

Jack Johnson  
Cahners Plaza  
1350 E Touhy Ave, Box 5080  
Des Plaines, IL 60018  
Tel: (708) 635-8800  
Fax: (708) 635-0929

## ARIZONA

John Huff  
44 Cook St  
Denver, CO 80206  
Tel: (303) 388-4511  
Fax: (303) 394-4709

## COLORADO

Bill Klanke  
44 Cook St  
Denver, CO 80206  
Tel: (303) 388-4511  
Fax: (303) 394-4709

## ORANGE/RIVERSIDE/ SAN DIEGO COUNTIES

Jim McErlean  
18818 Teller Ave, Suite 170  
Irvine, CA 92715  
Tel: (714) 851-9422  
Fax: (714) 752-6867

## LOS ANGELES/ SOUTHERN CA, NV

Charles J Stillman  
12233 W Olympic Blvd  
Los Angeles, CA 90064  
Tel: (213) 826-5818  
Fax: (213) 207-1067

Susan N Green  
18818 Teller Ave, Suite 170  
Irvine, CA 92715  
Tel: (714) 851-9422  
Fax: (714) 752-6867

## NORTHERN CA/ SILICON VALLEY

Phil Branon, Bill Klanke  
James W Graham, Frank Granzeier  
3031 Tisch Way, Suite 200  
San Jose, CA 95128  
Tel: (408) 243-8838  
Fax: (408) 243-2144

## WASHINGTON, OREGON

Pat Dakin  
1750 SW Skyline Blvd, Box 6  
Portland, OR 97221  
Tel: (503) 297-3382  
Fax: (503) 297-4305

## TEXAS

Al Schmidt  
Two Forest Plaza  
12201 Merit Dr, Suite 730  
Dallas, TX 75251  
Tel: (214) 419-1825  
Fax: (214) 419-1829

## UK

John Waddell  
Crystal Communications  
Purland House  
151 Nathan  
London SE28 0AB  
Tel: 44-81-312-4444  
Fax: 44-81-310-1201

## ITALY

Gianni Soddu  
International Advertising Network  
Via Cassola 6  
20122 Milano Italy  
Tel: 39-2-545-1833  
Fax: 39-2-546-2573

## SCANDINAVIA

Stuart Smith  
27 Paul St  
London EC2A 4JU  
Tel: 44-71-628-7038  
Fax: 44-71-628-5984

## FRANCE/BELGIUM

Laura Whiteman  
14 Rue des Parisiens  
92600 Asnieres sur Seine  
France  
Tel: 331-47900507  
Fax: 331-47900643

## BAVARIA

Karin Steinbacher  
New Media Munchen  
Ismaninger Str 108  
8000 Munchen 80  
Germany  
Tel: 49-89-98-51-35  
Fax: 49-89-981-0117

## SPAIN

Luis S Giner  
Urbanizacion Santa Barbara  
Edificio Cumbre, Apt 7B  
08870 Sitges (Barcelona) Spain  
Tel: 3-894-43-26  
Fax: 3-894-88-37

## HUNGARY

Erika Alpar  
Publicitas Budapest  
Kossuth L ter 18  
1055 Budapest, Hungary  
Tel: 111-48-98 or 111-44-20  
Fax: 111-12-69

## AUSTRIA

Harald Brandt  
Permedia  
Mozartstrasse 43  
A-4020 Linz  
Tel: 732-79-34-55  
Fax: 732-79-34-58

## ISRAEL

Asa Talbar, Talbar Media  
Box 22917  
Tel Aviv 61228, Israel  
Tel: 972-3-223-621  
Fax: 972-3-524-2177

## SWITZERLAND

Peter Combaz, Roswitha N Kunzel  
Exportwerbung AG  
Kirchgasse 50, 8024 Zurich 1  
Tel: 41 1 261 4690  
Fax: 41 1 251 45 42

## NETHERLANDS/NORTHWEST GERMANY (NIELSEN 1,2)

Albert Ticheler  
Dialtic  
Busweg 46  
5632 PN Eindhoven  
Tel/Fax: 31-40-41-37-27

## CENTRAL/SOUTHWEST GERMANY

Franz Fleischmann, MediaPac  
Hanauer Landstrasse 294  
D-6000 Frankfurt/Main 1  
Germany; Tel: 4969 42 2951  
Fax: 49 69 421288

## HONG KONG

Adonis Mak  
Cahners Asia Limited  
22nd fl, Lo Yung Court  
Commercial Bldg  
212-220 Lockhart Road  
Wanchai, Hong Kong  
Tel: 852-572-2037  
Fax: 852-838-5912

## JAPAN

Kaoru Hara  
Dynaco International Inc  
Suite 1003, Sun-Palace Shinjuku  
8-12-1 Nishishinjuku, Shinjuku-ku  
Tokyo 160, Japan  
Tel: 81-3-366-8301  
Fax: 81-3-366-8302

## KOREA

Jeong-guon Seo  
DooBee International Inc  
Centre Bldg, 1-11 Jeong-dong  
Choong-ku, Seoul, Korea  
Tel: 82-2-776-2096  
Fax: 82-2-755-9860

## SINGAPORE/MALAYSIA

Hoo Siew Sai  
Major Media Singapore PTE Ltd  
52 Chin Swee Rd  
#06-00 Resource Bldg  
Singapore 0316  
Tel: 65-738-0122  
Fax: 65-738-2108

## AUSTRALIA

Parson Lee  
Alexandra Harris-Pearson  
World Media Network Pty Ltd  
Level 2, 285 Clarence Street  
Sydney, NSW 2000 Australia  
Tel: 61-2-283-2788  
Fax: 61-2-283-2035

## TAIWAN

Parson Lee  
Acteam International Marketing Corp  
Box 82153, Taipei, Taiwan ROC  
Tel: 886-2-7114833  
Fax: 886-2-7415110

## PRODUCT MART

Joanne Dorian  
249 W 17th St  
New York, NY 10011  
Tel: (212) 463-6415  
Fax: (212) 463-6404

## INFO CARDS/ LITERATURE LINK

Heather McElkenny  
Tel: (617) 558-4282

## CAREER OPPORTUNITIES/ CAREER NEWS

Roberta Renard  
National Sales Manager  
Janet O Penn, Eastern Sales Manager  
Diane Philipbar, Sales Assistant  
103 Eisenhower Pkwy  
Roseland, NJ 07068  
Tel: (201) 228-8602, 228-8610,  
228-8608; fax: (201) 228-4622

Nancy Olbers  
Western Sales Manager  
238 Highland St  
Portsmouth, NH 03801  
Tel: (603) 436-7565  
Fax: (603) 436-8647

Direct Mail Service  
(708) 390-2361

Wendy A Casella, Mary Beth Cassidy,  
Muriel Murphy  
Advertising/Contracts Coordinators  
(617) 964-3030

## Cahners Magazine Div

Terry McDermott, President  
Cahners Publishing Co  
Frank Sibley, Executive Vice President/  
General Manager, Boston Div  
Tom Dellamaria, VP/Production &  
Manufacturing

**Circulation:** Denver, CO  
(303) 388-4511

Reprints of EDN articles are available on a custom printing basis at reasonable prices in quantities of 500 or more. For an exact quote, contact Andrea Marwitz, Cahners Reprint Service, Cahners Plaza, 1350 E Touhy Ave, Box 5080, Des Plaines, IL 60017. Phone (708) 390-2240.

# EDN-INTERNATIONAL ADVERTISERS INDEX

Abbott Electronics Inc . . . . .	55	Illinois Capacitor . . . . .	151	Siliconix Inc . . . . .	66
ACCEL Technologies Inc . . . . .	124	Incredible Tech . . . . .	177	Simtek . . . . .	173
Actel . . . . .	42-43	International Rectifier . . . . .	90	Sony . . . . .	101
AIT . . . . .	113	Intusoft . . . . .	179	Sprague Goodman . . . . .	116
Alexander Batteries . . . . .	46	Ironwood . . . . .	181	Standard Microsystems . . . . .	137
Altera Corp . . . . .	59	ITT Pomona Electronics . . . . .	169	Stanford Research Systems Inc . . . . .	164
AMD . . . . .	2-3, 62-63	John Fluke Manufacturing Co Inc . . . . .	117	Star Semiconductor Corp . . . . .	47
American Arium . . . . .	107	Kepeco Inc . . . . .	C4	Synergy Microsystems . . . . .	125
AMP . . . . .	52-53	Kikusui . . . . .	144	Tabor Electronics . . . . .	179
Analog Devices Inc . . . . .	38-39, 142-143	Lambda Electronics Inc . . . . .	4-5	TECA . . . . .	121
Ariel . . . . .	155	Lattice Semiconductor Corp . . . . .	161	Teledyne . . . . .	95
Arnold Magnetics Corp . . . . .	67	LeCroy Corp . . . . .	69	Teltone Corp . . . . .	179
Asahi Glass Optrex . . . . .	171	Link Computer Graphics Inc . . . . .	178	Thomas & Betts Corp . . . . .	24-25
AT&T . . . . .	12-13	Logical Devices Inc . . . . .	123	Tokin Corp . . . . .	74
Augat . . . . .	149	Maxim Integrated Products . . . . .	17, 19, 21	Toyocom . . . . .	50
Aval Corp . . . . .	179	Memory Protection . . . . .	177	Tribal Microsystems . . . . .	177
Avocet Systems Inc . . . . .	78	Meritek . . . . .	167	Trompeter Electronics Inc . . . . .	103
Axion . . . . .	180	MetaLink Corp . . . . .	179	VMIC . . . . .	65
Ballard Technology . . . . .	180	MicroSim Corp . . . . .	135	Welch-Allyn . . . . .	181
Belden Wire & Cable . . . . .	128	Microstar Laboratories . . . . .	181	Westcor . . . . .	23
B-G Instruments Corp . . . . .	159	Mini-Circuits Laboratories . . . . .	6-7, 36-37, 51, 70, 79	White Technology . . . . .	181
Bi-Link Computer . . . . .	109	Mitsubishi . . . . .	32-33	Wintek Corp . . . . .	179
BP Micro . . . . .	178	Mizar Inc . . . . .	110	Xicor Inc . . . . .	179
Brooktree Corp . . . . .	83	Molex Inc . . . . .	44	Yamaha LSI . . . . .	49
Capilano Computer Systems Inc . . . . .	181	Murietta Circuits . . . . .	16	Zenith Magnetics . . . . .	78
Capital Equipment Corp . . . . .	103	National Instruments . . . . .	85	Z-World . . . . .	177
Catalyst Semiconductor Inc . . . . .	119	NCI . . . . .	180		
Ceibo Ltd . . . . .	178	Nohau Corp . . . . .	177		
Cherry Electrical Products Inc . . . . .	93	Noise Laboratory Co . . . . .	178		
Chrislin Ind . . . . .	61	Noritake Electronics Inc . . . . .	87		
Cinch Connector Div . . . . .	152	Ohmite Mfg Co . . . . .	56		
C&K Components Inc . . . . .	104	OKI Semiconductor . . . . .	99		
Communications Specialties Inc . . . . .	181	Omaton Inc . . . . .	181		
Dale Electronics Inc . . . . .	163	Omron Electronics Inc . . . . .	28-29		
Data I/O Corp . . . . .	129, 179	Orion Instruments . . . . .	180		
Design Computation Inc . . . . .	178	Pacific Data . . . . .	89		
Duracell . . . . .	C3	PADS Software . . . . .	C2		
EEsof . . . . .	141	Palomar Telecom Inc . . . . .	180		
EG&G Wakefield Engineering Inc . . . . .	14	P-Cad . . . . .	111		
Electronic Measurements Inc . . . . .	176	Performance Semiconductor Corp . . . . .	139		
Emulation Technology Inc . . . . .	180	Pico . . . . .	16, 131		
Emulex Corporation . . . . .	8-9	Piher International Corp . . . . .	80		
Epson America Inc . . . . .	96-97	Power Cube . . . . .	105		
FDK America . . . . .	16	Power Trends Inc . . . . .	146		
Force Computers Inc . . . . .	165	Raltron . . . . .	153		
Futaba Corp of America . . . . .	54	RC Systems . . . . .	180		
General Instrument . . . . .	175	Rogers Corp . . . . .	181		
Harris Semiconductor . . . . .	26-27	Safe Soft Systems . . . . .	178		
Headland Technology . . . . .	45	Samtec Inc . . . . .	126-127		
Hewlett-Packard Co . . . . .	57	Sanyo . . . . .	145		
Hughes Interconnecting Systems . . . . .	35	Schroff Inc . . . . .	40		
Hypertronics Corp . . . . .	133	SeaLevel Systems . . . . .	181		
IBI Systems Inc . . . . .	180	Sierra Circuits . . . . .	177		
IDT . . . . .	190	Signum Systems . . . . .	157		
IEE . . . . .	48				
ILC Data Device Corp . . . . .	115				

This index is provided as an additional service. The publisher does not assume any liability for errors or omissions.

# True portables are totally off the wall.

No outlets. No rechargers. No reliance on AC whatsoever. That's true portability. It's what the world is coming to. And it runs on easy-to-replace primary batteries. The next generation promises even smaller, lighter weight, more convenient portables. That depends on you, and you can depend on us.


Duracell is the primary source for primary power. We offer you a world of technical expertise and marketing experience in developing powerful solutions for computers, cellular phones and more. Let us help you

select a primary battery system from our broad line that includes alkaline and high power lithium manganese dioxide batteries.

Call us for application-specific data, design-in assistance, or just more information. Our OEM hotline number is (800) 544-5454, Ext. 3281. Or fax us at (203) 791-3273.

True portability is the cutting edge. And it's in your power.

**DURACELL®**  
PORTABILITY IS PRIMARY





# Power tool

**NEW!**  
Low-cost...\$429

Just as the key to the left can unlock great treasure, the keypad on Kepco's affordable Digital Power Supply (DPS) unlocks the power of this extraordinary tool.

## AT YOUR TOUCH... 75 WATTS OF WELL REGULATED POWER IN FOUR VOLTAGE RANGES.

- An automatic range-select delivers higher current at low voltage settings.
- The digital keypad sets voltage, current limit or over-current cutout and over-voltage trip point.
- Three volatile memory locations to store recallable combinations.
- Fast down-control from an active pull-down circuit.
- RS-232 communications with your PC's serial port. No need for extra cards. Software provided.

### 5-YEAR WARRANTY

Available from Stock. Call: 718-461-7000.  
Ask for Martin Lachhmanen.  
He can arrange a demo in your place.

SEE US AT ELECTRO/92  
KEPCO BOOTH 4503, 4505

SEE OUR PAGES IN VOLUME D **eem**  
Instrumentation and Bench Switching a-c to d-c and d-c to d-c



146-1785



146-1760



Call/fax/write to Dept. MSF-12  
for any of our catalogs.

# Power tools



Model DPS 25-3M

## DPS MODEL TABLE

MODEL	d-c OUTPUT HIGH VOLTAGE		d-c OUTPUT LOW RANGE		RESOLUTION	
	VOLTS	AMPERES	VOLTS	AMPERES	VOLTAGE	CURRENT
DPS 12.5-6M	0-12.5	0-6	0-6	0-8	0.05V	0.04A
DPS 25-3M	0-25	0-3	0-9	0-5	0.1V	0.02A
DPS 40-2M	0-40	0-2	0-15	0-3	0.2V	0.02A
DPS 125-0.5M	0-125	0-0.5	—	—	0.5V	0.002A

**Kepco, Inc.**, 131-38 Sanford Avenue, Flushing, NY 11352 USA • Tel: (718) 461-7000 • Fax: (718) 767-1102 • Easylink (TWX): 710-582-2631

**Eastern Region:** 131-38 Sanford Avenue, Flushing, NY 11352 USA • Tel: (718) 461-7000 • Fax: (718) 767-1102 • Easylink (TWX): 710-582-2631

**Western Region:** 800 West Airport Freeway, Suite 320 LB 6018, Irving, TX 75062 USA • Tel: (214) 579-7746 • Fax: (214) 579-4608

**Kepco Europe, Ltd.**, London, England: Salamander Quay West, Park Lane, Harefield, Middlesex UB9 6NZ • Tel: +44 895 825046 • Fax: +44 895 825045



**KEPCO**  
THE POWER SUPPLIER™  
SINCE 1946