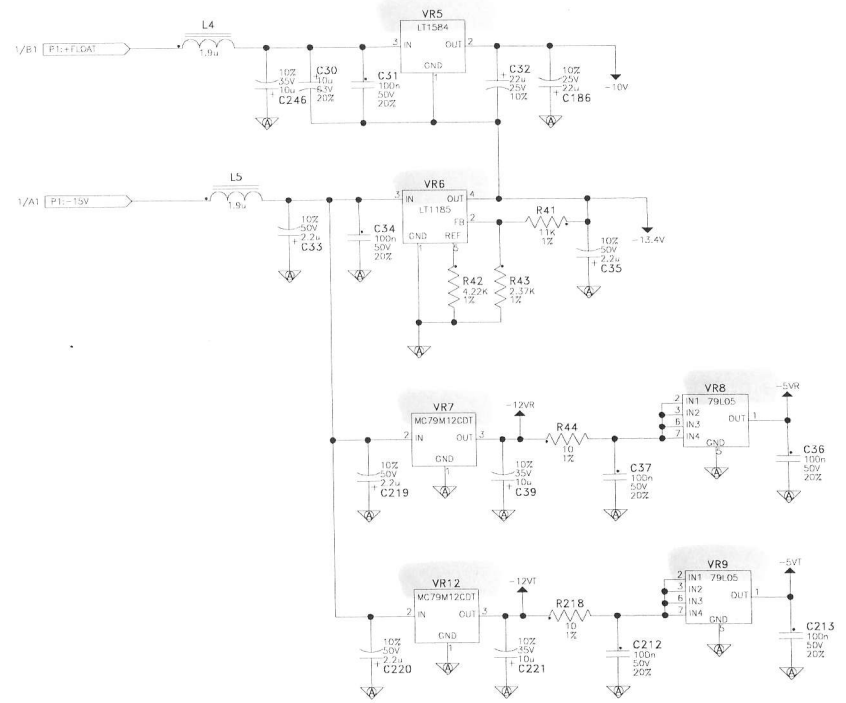
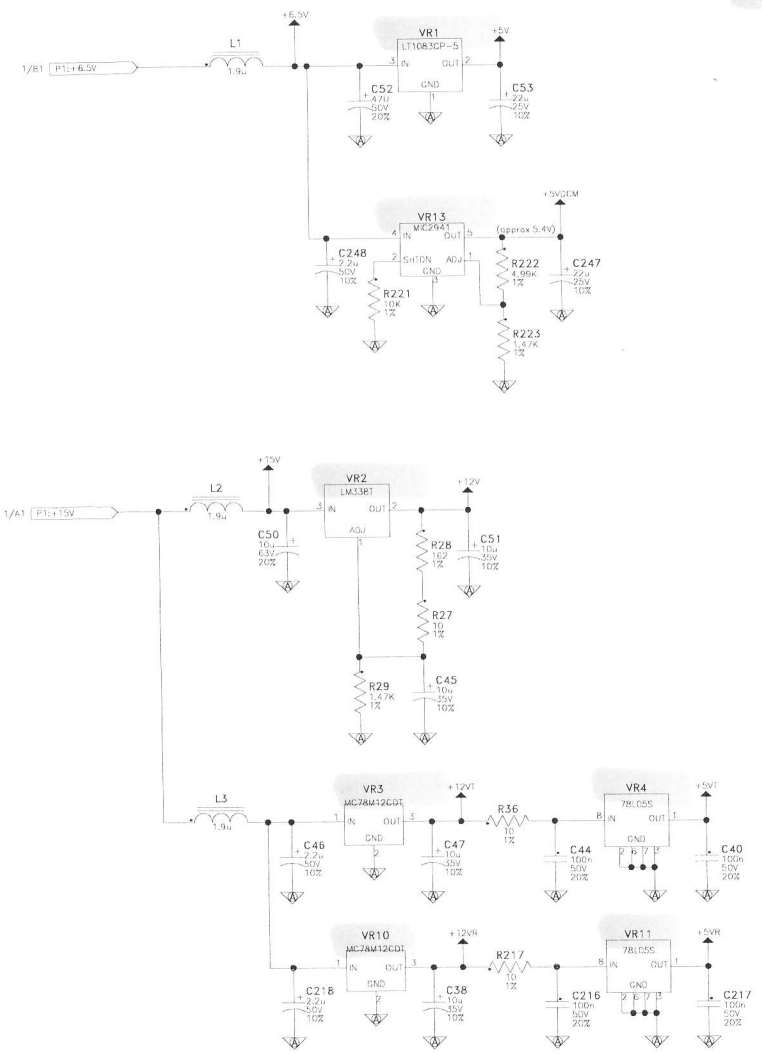


REV	EDN #	DRAWN BY / DATE	CHECKED BY / DATE
A	INT REL	DGG/LNX / 10/00	AG / 10/00
B	M2219	RB 3/01	GM 3/01
C	M3026	KB 5/02	AG 5/02
D	M3441	KB 2/03	SP 2/03

PROPRIETARY INFORMATION OF ANRITSU COMPANY

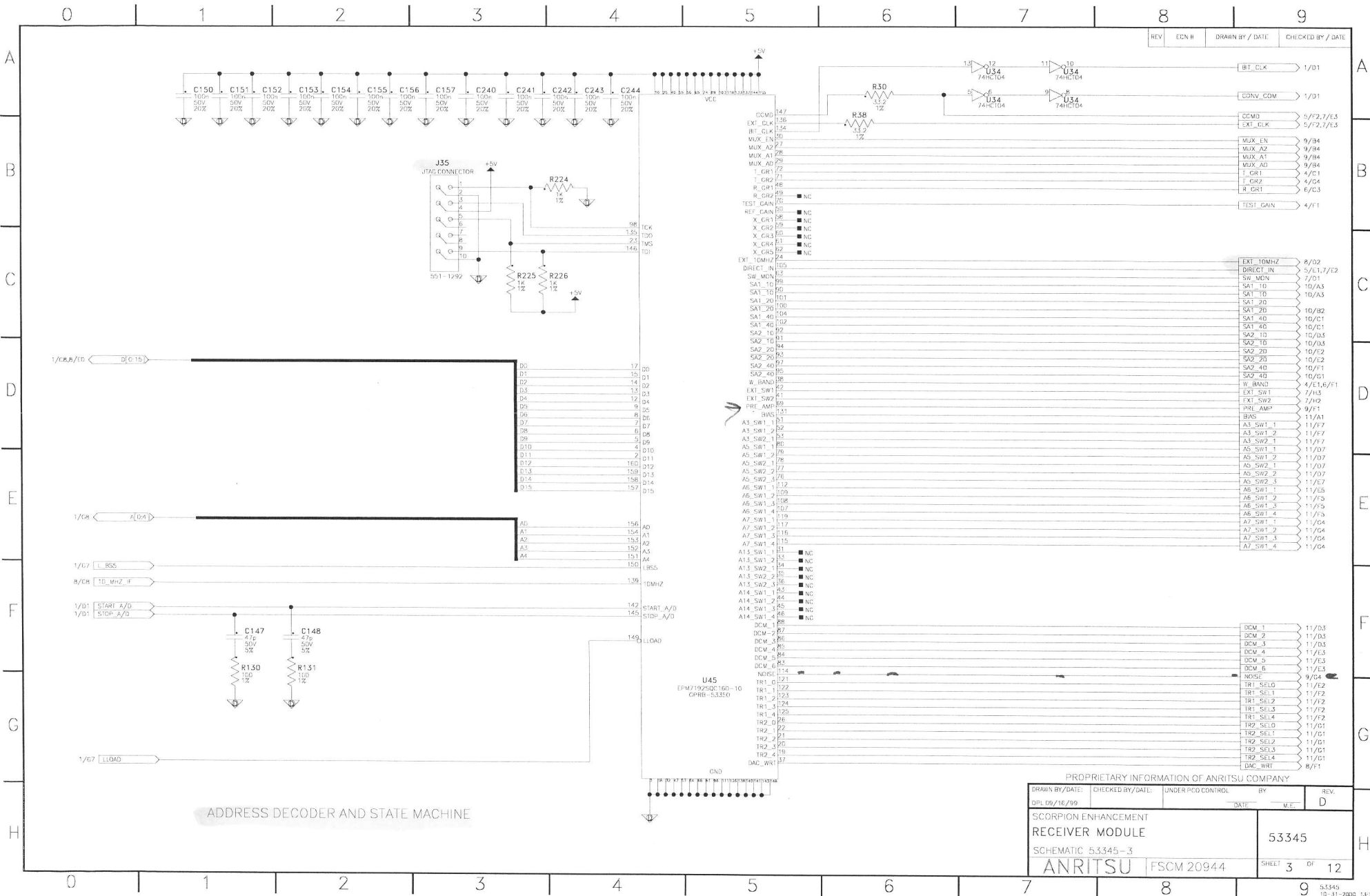
DRAWN BY/DATE:	CHECKED BY/DATE:	UNDER PRODUCTION:	REV.
DPL 08/11/00	DL 11/99	10/21/00	D
SCORPION ENHANCEMENT RECEIVER MODULE			53345
SCHEMATIC 53345-3			SHEET 1 OF 12
ANRITSU		FSCM 20944	

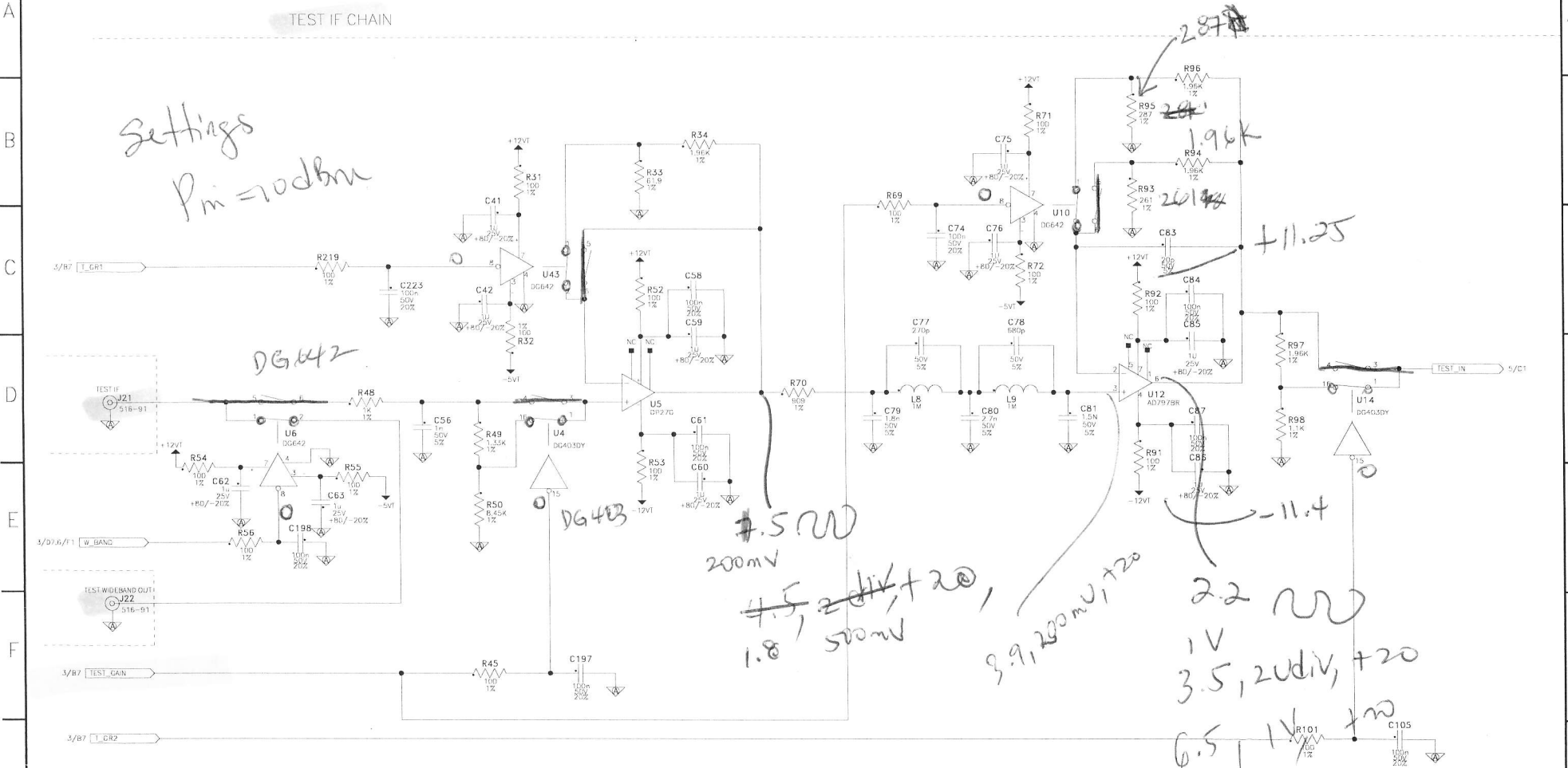
VOLTAGE REGULATORS



PROPRIETARY INFORMATION OF ANRITSU COMPANY

DRAWN BY/DATE: DPL 09/16/99	CHECKED BY/DATE:	UNDER PCD CONTROL:	BY:	REV.:
SCORPION ENHANCEMENT RECEIVER MODULE SCHEMATIC 53345-3			DATE:	V.E.C. D
ANRITSU		FSCM 20944	SHEET 2 OF 12	





Settings
Pm = 70dBm

2.87
1.96K
20194
+11.25

7.5mV
200mV
4.5, 2div, +20,
1.8, 500mV

3.9, 200mV, +20
2.2
1V
3.5, 2udiv, +20
6.5, 1V, +20

DG402

	1,2	5,6
LOGIC	SW1	SW2
0	OFF	ON
1	ON	OFF

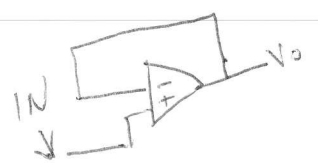
DG403

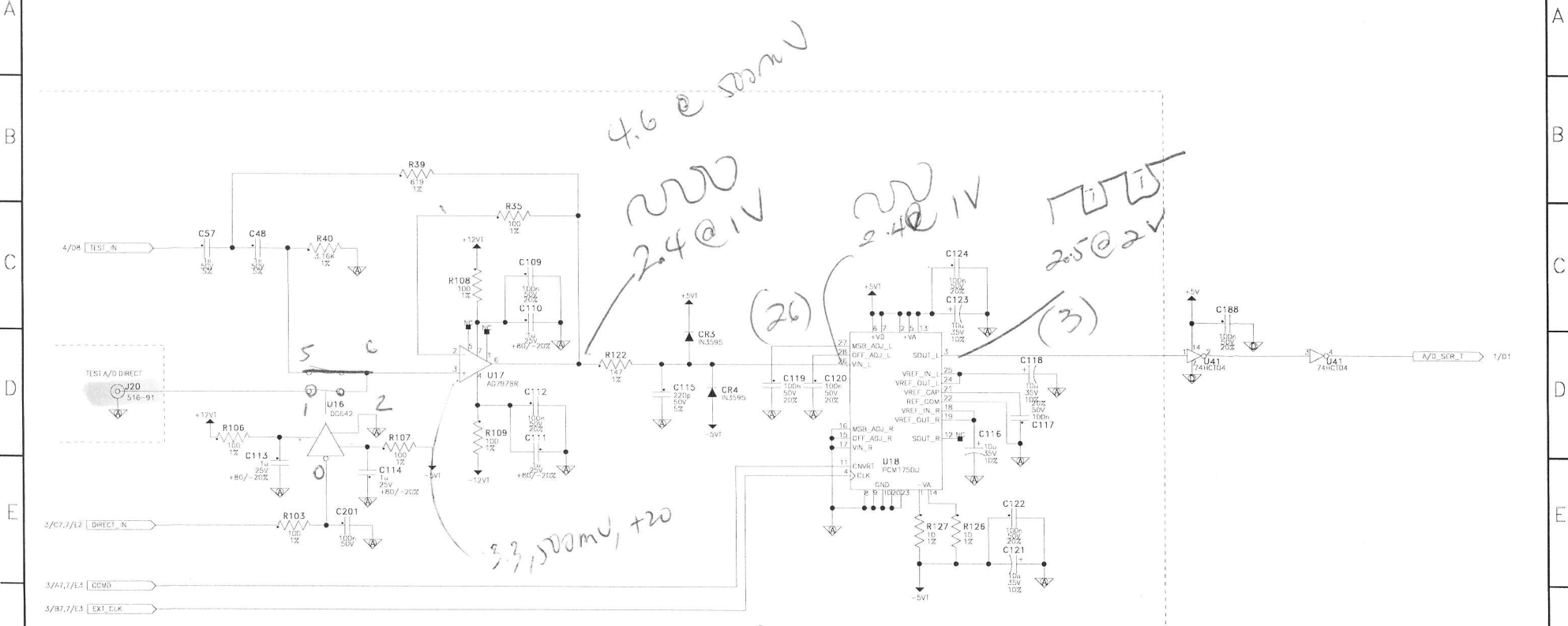
	SW 1,2	SW 3,4
LOGIC		
0	OFF	ON
1	ON	OFF

PROPRIETARY INFORMATION OF ANRITSU COMPANY

DRAWN BY/DATE:	CHECKED BY/DATE:	UNDER PCO CONTROL:	BY:	REV:
DPL 09/16/99				D
SCORPION ENHANCEMENT			DATE: V.T.	
RECEIVER MODULE			53345	
SCHEMATIC 53345-3			SHEET 4 OF 12	
ANRITSU		FSCM 20944		

103, 35
17 102





4.6 @ 500mV
 2.4 @ 1V
 2.4 @ 1V
 2.5 @ 2V

3.3, 500mV, +20

A-D OUTPUT (TEST CHANNEL "B")

For (21) INPUT	OUTPUT (dB) (VNA LCD)
31.25 KHz	-51 dB
125 KHz	-28.35 dB
187.5 KHz	-69 dB
243.75 KHz	-85 dB (BAD)

SUSPECT

GOOD = -120dB

-90 @ +10dBm
 high

TEST CHANNEL A/D

PROPRIETARY INFORMATION OF ANRITSU COMPANY			
DRAWN BY/DATE:	CHECKED BY/DATE:	UNDER PCD CONTROL:	REV. D
SCORPION ENHANCEMENT RECEIVER MODULE		53345	
SCHEMATIC 53345-3		SHEET 5 OF 12	
ANRITSU		FSCM 20944	

125 = -28.35dB

0 1 2 3 4 5 6 7 8 9

REV ECN # DRAWN BY / DATE CHECKED BY / DATE

A B C D E F G H

REFERENCE IF CHAIN

Set P_{in} freq $P = -100\text{dBm}$

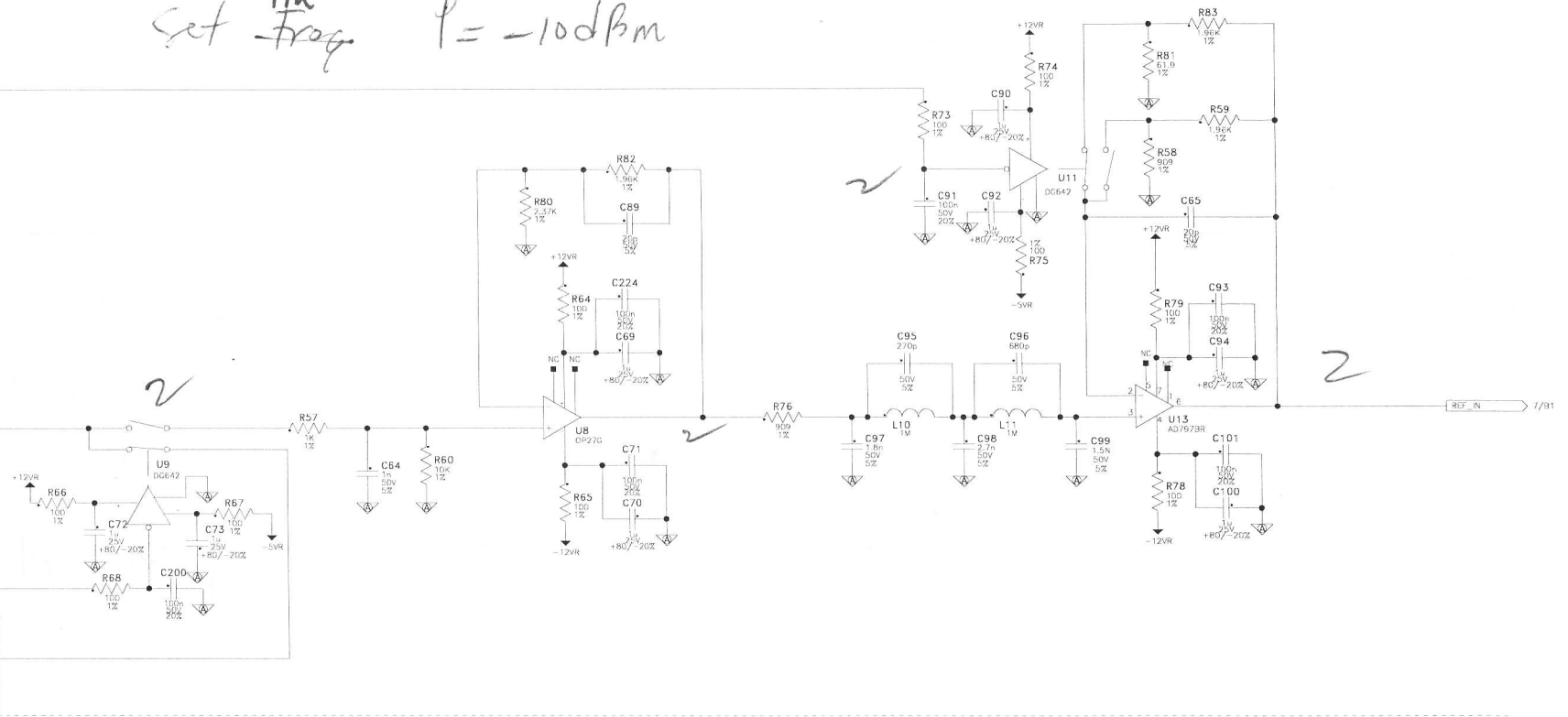
3/B7 B_GRT

3/B7.4/E1 W_BAND

REF IF J19 516-91

REF WIDE BAND OUT J18 516-91

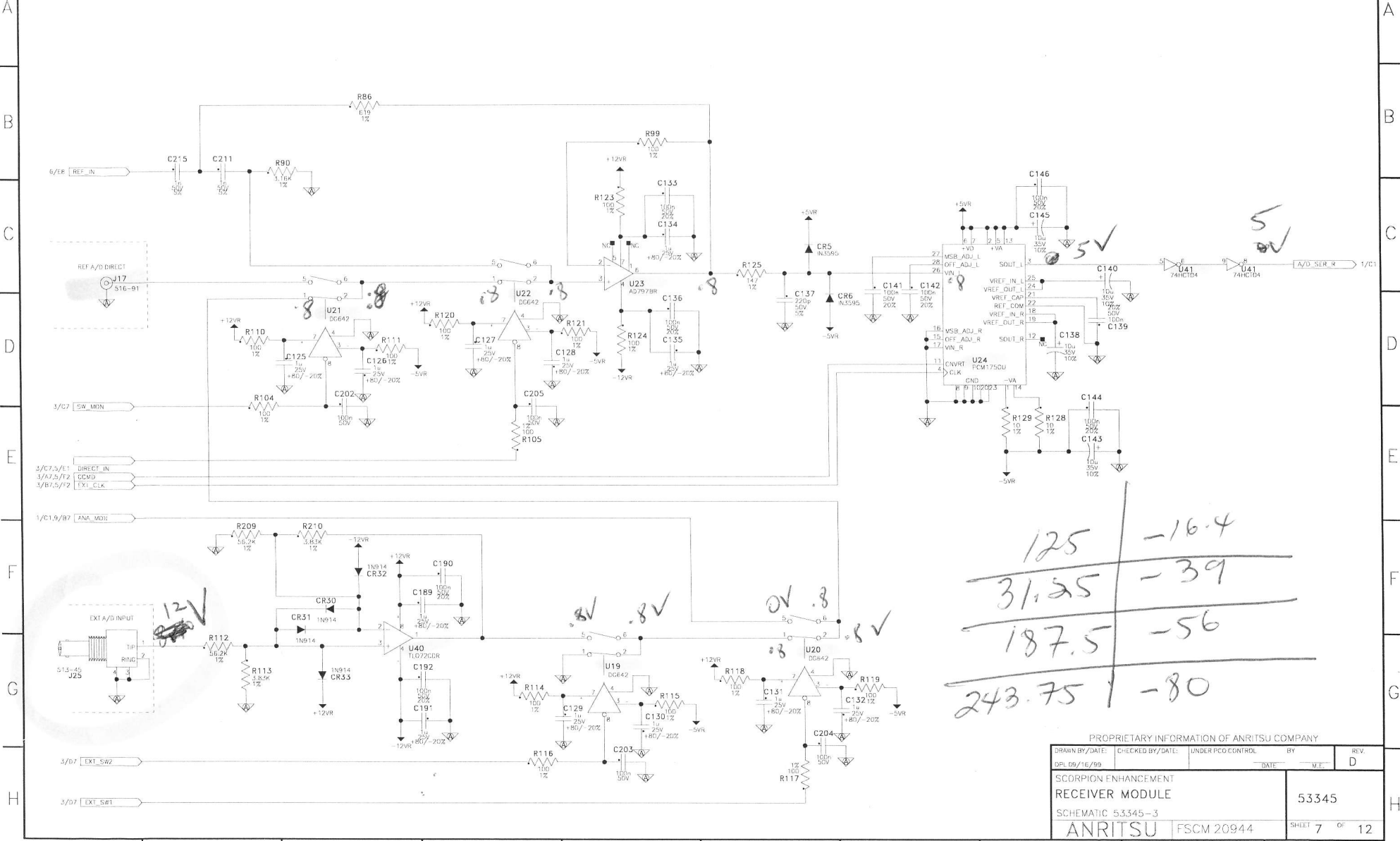
REF_IN 7/B1



PROPRIETARY INFORMATION OF ANRITSU COMPANY

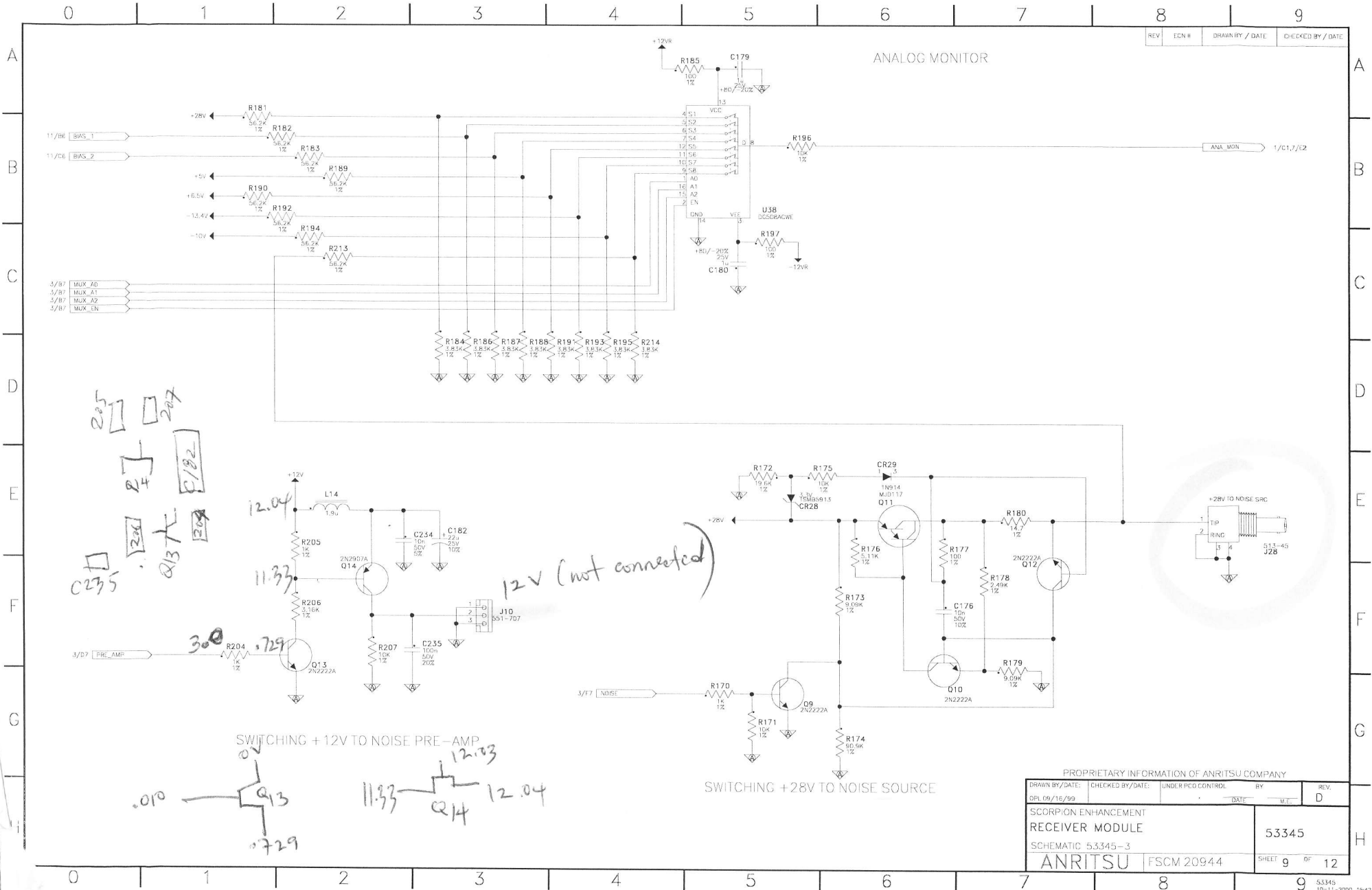
DRAWN BY/DATE: DPL 09/16/99	CHECKED BY/DATE:	UNDER PCD CONTROL	BY DATE	REV. M.F. D
SCORPION ENHANCEMENT RECEIVER MODULE SCHEMATIC 53345-3			53345	
ANRITSU		FSCM 20944		SHEET 6 OF 12

0 1 2 3 4 5 6 7 8 9

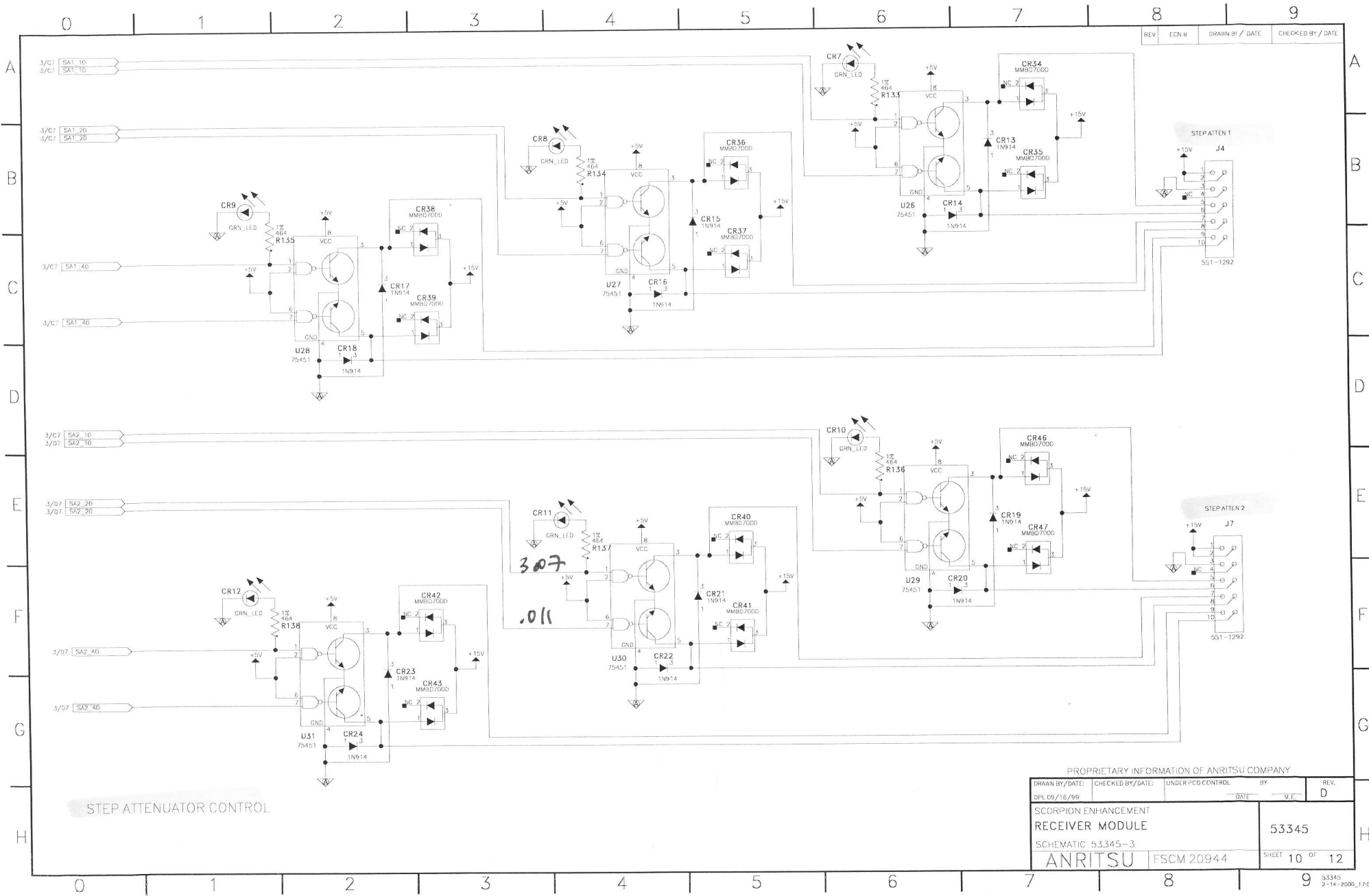


PROPRIETARY INFORMATION OF ANRITSU COMPANY

DRAWN BY/DATE:	CHECKED BY/DATE:	UNDER PCO CONTROL	BY	REV.
DPL 09/16/99				D
SCORPION ENHANCEMENT RECEIVER MODULE			53345	
SCHEMATIC 53345-3				
ANRITSU		FSCM 20944	SHEET 7 OF 12	



PROPRIETARY INFORMATION OF ANRITSU COMPANY					
DRAWN BY/DATE:	CHECKED BY/DATE:	UNDER PCO CONTROL	BY	REV.	D
DPL 09/16/99					
SCORPION ENHANCEMENT RECEIVER MODULE				53345	
SCHEMATIC 53345-3				ANRITSU FSCM 20944	
				SHEET 9 OF 12	



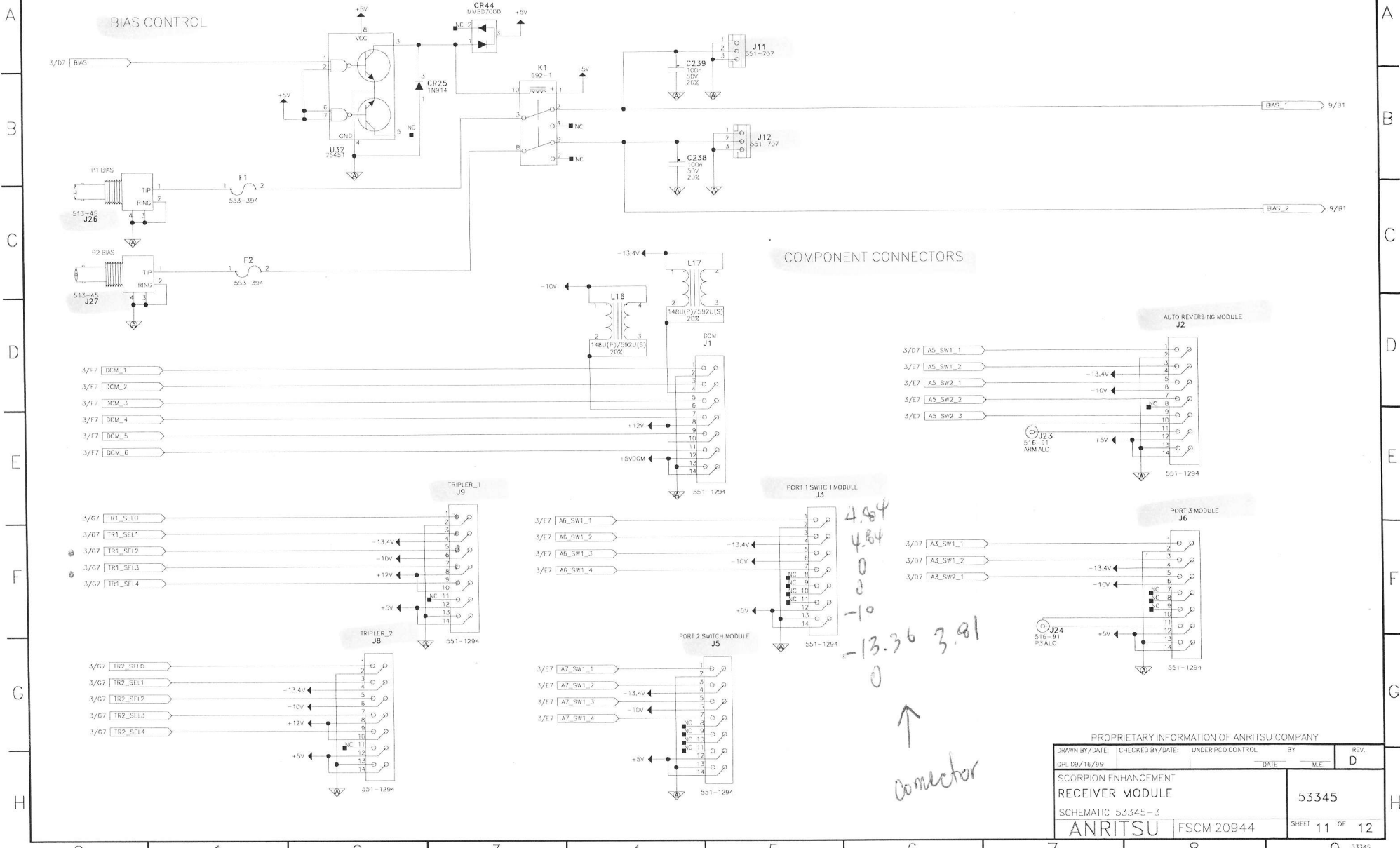
REV	ECN #	DRAWN BY / DATE	CHECKED BY / DATE
-----	-------	-----------------	-------------------

STEP ATTEN 1

STEP ATTEN 2

STEP ATTENUATOR CONTROL

PROPRIETARY INFORMATION OF ANRITSU COMPANY			
DRAWN BY/DATE: DPL 09/16/99	CHECKED BY/DATE:	UNDER PCO CONTROL	BY: <u>DL</u>
SCORPION ENHANCEMENT RECEIVER MODULE		53345	
SCHEMATIC 53345-3		FSCM 20944	
ANRITSU		SHEET 10 OF 12	



PROPRIETARY INFORMATION OF ANRITSU COMPANY				
DRAWN BY/DATE:	CHECKED BY/DATE:	UNDER PCO CONTROL	BY	REV.
DR: 09/16/99			DATE	M.F. D
SCORPION ENHANCEMENT RECEIVER MODULE			53345	
SCHEMATIC 53345-3			SHEET 11 OF 12	
ANRITSU		FSCM 20944		