

The Cat's Meow

Collection Editor:

Joe Filippazzo

The Cat's Meow

Collection Editor:

Joe Filippazzo

Authors:

Andrew R. Barron

Kedar Joshi

Samuel Maguire-Boyle

Pascal Vontobel

Online:

< <http://cnx.org/content/col10721/1.1/> >

C O N N E X I O N S

Rice University, Houston, Texas

This selection and arrangement of content as a collection is copyrighted by Joe Filippazzo. It is licensed under the Creative Commons Attribution 3.0 license (<http://creativecommons.org/licenses/by/3.0/>).

Collection structure revised: June 26, 2009

PDF generated: February 5, 2011

For copyright and attribution information for the modules contained in this collection, see p. 17.

Table of Contents

1 Foo	
1.1 quantum workshop	1
2 Wizzle Wazzle	
2.1 Sans Spatial	3
3 Hey-o!	
3.1 Boo-ya	5
Index	16
Attributions	17

Chapter 1

Foo

1.1 quantum workshop¹

1.1.1 Workshop Overview

Quantum computation uses quantum mechanical phenomena to perform operations on data measured by qubits. It is part of quantum information processing, which has the potential to revolutionize our methods of securing, processing, storing, retrieving, transmitting and displaying information. A quantum computer can implement new algorithms, to perform e.g. rapid integer factorization, thereby threatening current cryptosystems, and quicker database searches. Practical difficulties have limited us to seven qubit computers so far, but the possibilities of this emerging technology have led to many centers, learned and popular articles, and even the movie "Timeline". In this workshop, three experts in the theoretical, experimental, and engineering aspects of quantum computation will take us from basics to cutting-edge.

- Go to the talk on Quantum Information, Computation, and Communication² (by Prof. Richard Cleve)
- Go to the talk on Prospects for Real Quantum Information Processing Devices in the Laboratory³ (by Dr. David DiVincenzo)
- Go to the talk on The Future of Quantum Information Processing: How Big, How Fast, How Powerful?⁴ (by Prof. Seth Lloyd)

Remark: This workshop was held on February 10, 2005 as part of the Computational Sciences Lecture Series (CSLS)⁵ at the University of Wisconsin-Madison.

¹This content is available online at <<http://cnx.org/content/m12738/1.5/>>.

²http://cnx.org/content/m12738/latest/#cleve_title

³http://cnx.org/content/m12738/latest/#divincenzo_title

⁴http://cnx.org/content/m12738/latest/#lloyd_title

⁵<http://cnx.rice.edu/content/col10277/latest/>

1.1.2 Quantum Information, Computation, and Communication

By Prof. Richard Cleve⁶ (University of Waterloo, Canada)

(Slides are not available) | Video [WMV]⁷

ABSTRACT: A quantum computer is an information processing device that harnesses the strange power of quantum mechanics: it can exist in several states simultaneously and its computation paths can interfere with each other. Following a brief introduction to quantum information, the talk will review developments in quantum algorithms and various notions of communication with quantum information.

1.1.3 Prospects for Real Quantum Information Processing Devices in the Laboratory

By Dr. David DiVincenzo (IBM Watson Research Center, USA)

Slides of talk [PDF]⁸ | Video [WMV]⁹

ABSTRACT: Some very hard things have to happen in the laboratory to make even rudimentary quantum information processing a reality. I will give a report "from the trenches" to give some idea of how you start from scratch – in a state of the art solid state physics lab – and try to make a working qubit. I will also give a point of view on progress on other fronts where things seem to be going better, in particular in the atomic physics lab.

1.1.4 The Future of Quantum Information Processing: How Big, How Fast, How Powerful?

By Prof. Seth Lloyd¹⁰ (MIT, Cambridge, Massachusetts, USA)

(Slides are not available) | Video [WMV]¹¹

ABSTRACT: Existing quantum computers and quantum communication systems operate at the fundamental performance limits posed by the laws of physics. This talk reviews the physical limits to quantum information processing, and explores the future of the field.

⁶<http://www.cs.uwaterloo.ca/research/individual/cleve.shtml>

⁷http://cnx.org/content/m12738/latest/mms://real.cae.wisc.edu/ece/CSLS/CSLS-S05_Cleve.wmv

⁸http://cnx.org/content/m12738/latest/cs12_divincenzo_slides.pdf

⁹http://cnx.org/content/m12738/latest/mms://real.cae.wisc.edu/ece/CSLS/CSLS-S05_DiVincenzo.wmv

¹⁰<http://www-me.mit.edu/people/personal/slloyd.htm>

¹¹http://cnx.org/content/m12738/latest/mms://real.cae.wisc.edu/ece/CSLS/CSLS-S05_Lloyd.wmv

Chapter 2

Wizzle Wazzle

2.1 Sans Spatial¹

¹This content is available online at <<http://cnx.org/content/m19734/1.1/>>.

Chapter 3

Hey-o!

3.1 Boo-ya¹

3.1.1 Introduction

One of the most sensitive forms of magnetometry is SQUID magnetometry. This uses technique uses a combination of superconducting materials and Josephson junctions to measure magnetic fields with resolutions up to $\sim 10^{-14}$ kG or greater. In the proceeding pages we will describe how a SQUID actually works.

3.1.2 Electron-pair waves

In superconductors the resistanceless current is carried by pairs of electrons, known as Cooper Pairs. A Cooper Pair is a pair of electrons. Each electron has a quantized wavelength. With a Cooper pair each electrons wave couples with its opposite number over a large distances. This phenomenon is a result of the very low temperatures at which many materials will superconduct.

What exactly is superconductance? When a material is at very low temperatures, its crystal lattice behaves differently than when it higher temperatures. Usually at higher temperatures a material will have large vibrations called in the crystal lattice. These vibrations scatter electrons as they pass through this lattice (Figure 3.1), and this is the basis for bad conductance.

¹This content is available online at <<http://cnx.org/content/m22750/1.3/>>.

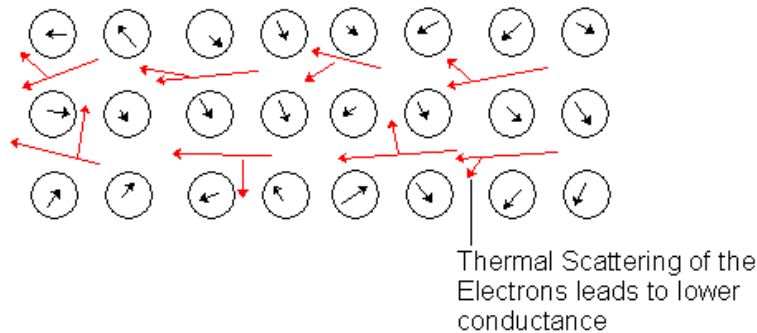


Figure 3.1: Schematic representation of the scattering of electrons as they pass through a vibrating lattice.

With a superconductor the material is designed to have very small vibrations, these vibrations are lessened even more by cooling the material to extremely low temperatures. With no vibrations there is no scattering of the electrons and this allows the material to superconduct.

The origin of a Cooper pair is that as the electron passes through a crystal lattice at superconducting temperatures its negative charge pulls on the positive charge of the nuclei in the lattice through coulombic interactions producing a ripple. An electron traveling in the opposite direction is attracted by this ripple. This is the origin of the coupling in a Cooper pair (Figure 3.2).

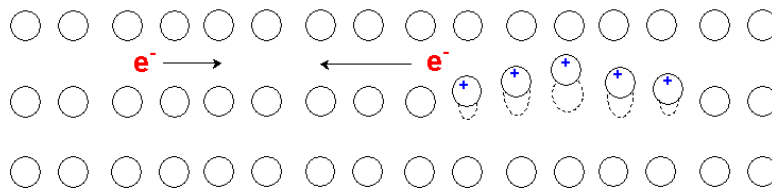


Figure 3.2: Schematic representation of the Cooper pair coupling model.

A passing electron attracts the lattice, causing a slight ripple toward its path. Another electron passing in the opposite direction is attracted to that displacement (Figure 3.3).

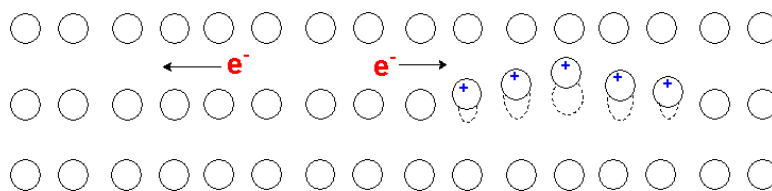


Figure 3.3: Schematic representation of Cooper pair coupling

Due to the coupling and the fact that for each pair there is two spin states (Figure 3.4).

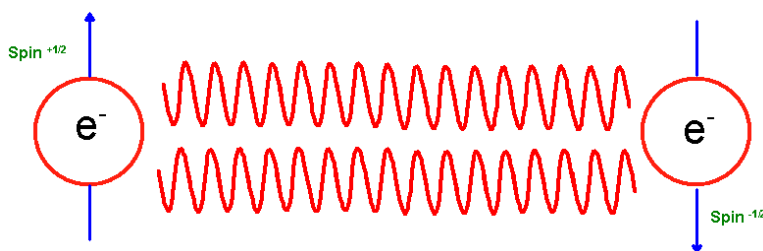


Figure 3.4: Schematic representation of the condensation of the wavelengths of a Cooper pairs

Each pair can be treated as a single particle with a whole spin, not half a spin such as is usually the case with electrons. This is important, as an electron which is classed in a group of matter called Fermions are governed by the Fermi exclusion principle which states that anything with a spin of one half cannot occupy the same space as something with the same spin of one half. This turns the electron means that a Cooper pair is in fact a Boson the opposite of a Fermion and this allows the Coopers pairs to condensate into one wave packet. Each Coopers pair has a mass and charge twice that of a single electron, whose velocity is that of the center of mass of the pair. This coupling can only happen in extremely cold conditions as thermal vibrations become greater than the force that an electron can exert on a lattice. And thus scattering occurs.

Each pair can be represented by a wavefunction of the form

$$\Phi_p = \Phi e^{i(P \cdot r)/\hbar}$$

where P is the net momentum of the pair whose center of mass is at r . However, all the Cooper pairs in a superconductor can be described by a single wavefunction yet again due to the fact that the electrons are in a Coopers pair state and are thus Bosons in the absence of a current because all the pairs have the same phase - they are said to be "phase coherent"

$$\Psi_p = \Psi e^{i(p \cdot r)/\hbar}$$

This electron-pair wave retains its phase coherence over long distances, and essentially produces a standing wave over the device circuit. In a SQUID there are two paths which form a circle and are made with the same standing wave (Figure 3.5). The wave is split in two sent off along different paths, and then recombined to record an interference pattern by adding the difference between the two.

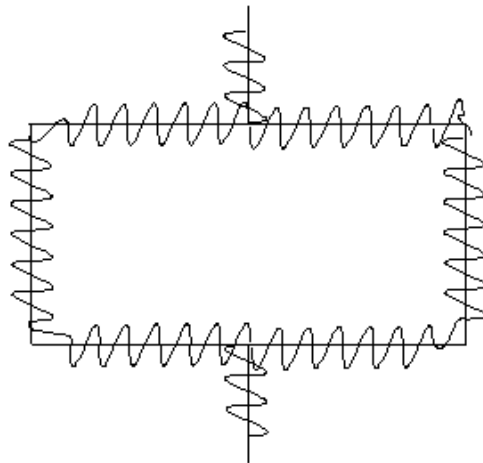


Figure 3.5: Schematic representation of a standing wave across a SQUID circuit.

This allows measurement at any phase differences between the two components, which if there is no interference will be exactly the same, but if there is a difference in their path lengths or in some interaction that the waves encounters such as a magnetic field it will correspond in a phase difference at the end of each path length.

A good example to use is of two water waves emanating from the same point. They will stay in phase if they travel the same distance, but will fall out of phase if one of them has to deviate around an obstruction such as a rock. Measuring the phase difference between the two waves then provides information about the obstruction.

3.1.3 Phase and coherence

Another implication of this long range coherence is the ability to calculate phase and amplitude at any point on the wave's path from the knowledge of its phase and amplitude at any single point, combined with its wavelength and frequency. The wavefunction of the electron-pair wave in the above eqn. can be rewritten in the form of a one-dimensional wave as

$$\Psi_p = \Psi \sin 2\pi \left(\frac{x}{\lambda} - vt \right)$$

If we take the wave frequency, V , as being related to the kinetic energy of the Cooper pair with a wavelength, λ , being related to the momentum of the pair by the relation $\lambda = h/p$ then it is possible to evaluate the phase difference between two points in a current carrying superconductor.

If a resistanceless current flows between points X and Y on a superconductor there will be a phase difference between these points that is constant in time.

3.1.4 Effect of a magnetic field

The parameters of a standing wave are dependent on a current passing through the circuit; they are also strongly affected by an applied magnetic field. In the presence of a magnetic field the momentum, p , of a particle with charge q in the presence of a magnetic field becomes $mV + qA$ where A is the magnetic vector potential. For electron-pairs in an applied field their moment P is now equal to $2mV + 2eA$.

In an applied magnetic field the phase difference between points X and Y is now a combination of that due to the supercurrent and that due to the applied field.

3.1.5 The fluxoid

One effect of the long range phase coherence is the quantization of magnetic flux in a superconducting ring. This can either be a ring, or a superconductor surrounding a non-superconducting region. Such an arrangement can be seen in Figure 3.6 where region N has a flux density B within it due to supercurrents flowing around it in the superconducting region S .

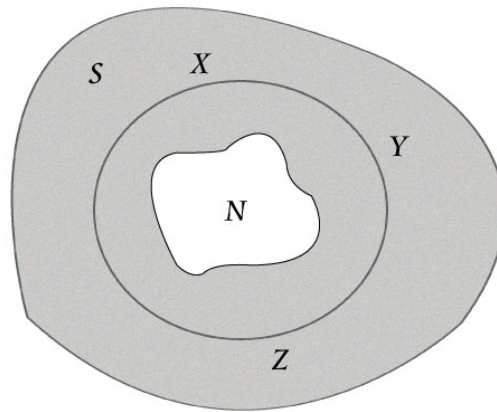


Figure 3.6: Superconductor enclosing a non-superconducting region. Adaped from J. Bland Thesis M. Phys (Hons)., 'A Mossbauer spectroscopy and magnetometry study of magnetic multilayers and oxides.' Oliver Lodge Labs, Dept. Physics, University of Liverpool.

In the closed path XYZ encircling the non-superconducting region there will be a phase difference of the electron-pair wave between any two points, such as X and Y, on the curve due to the field and the circulating current.

If the superelectrons are represented by a single wave then at any point on XYZ it can only have one value of phase and amplitude. Due to the long range coherence the phase is single valued also called quantized meaning around the circumference of the ring $\Delta\phi$ must equal $2\pi n$ where n is any integer. Due to the wave only having a single value the fluxoid can only exist in quantized units. This quantum is termed the fluxon, ϕ_0 , given by

$$\Phi_0 = \frac{h}{2e} = 2.07 \times 10^{-15} \text{ Wb}$$

3.1.6 Josephson tunneling

If two superconducting regions are kept totally isolated from each other the phases of the electron-pairs in the two regions will be unrelated. If the two regions are brought together then as they come close electron-pairs will be able to tunnel across the gap and the two electron-pair waves will become coupled. As the separation decreases, the strength of the coupling increases. The tunneling of the electron-pairs across the gap carries with it a superconducting current as predicted by B.D. Josephson and is called "Josephson tunneling" with the junction between the two superconductors

called a "Josephson junction" (Figure 3.7).

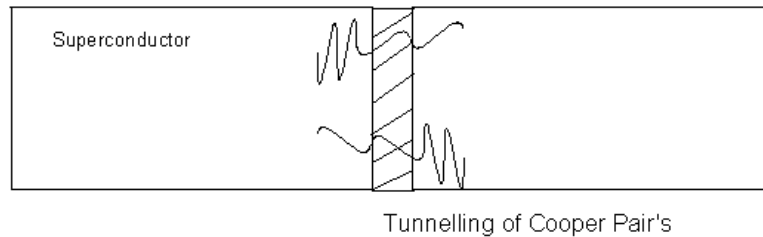


Figure 3.7: Schematic representation of the tunneling of Cooper pairs across a Josephson junction.

The Josephson tunneling junction is a special case of a more general type of weak link between two superconductors. Other forms include constrictions and point contacts but the general form is of a region between two superconductors which has a much lower critical current and through which a magnetic field can penetrate.

3.1.7 Superconducting quantum interference device (SQUID)

A superconducting quantum interference device (SQUID) uses the properties of electron-pair wave coherence and Josephson Junctions to detect very small magnetic fields. The central element of a SQUID is a ring of superconducting material with one or more weak links called Josephesons Junctions. An example is shown in the below. With weak-links at points W and X whose critical current, i_c , is much less than the critical current of the main ring. This produces a very low current density making the momentum of the electron-pairs small. The wavelength of the electron-pairs is thus very long leading to little difference in phase between any parts of the ring.

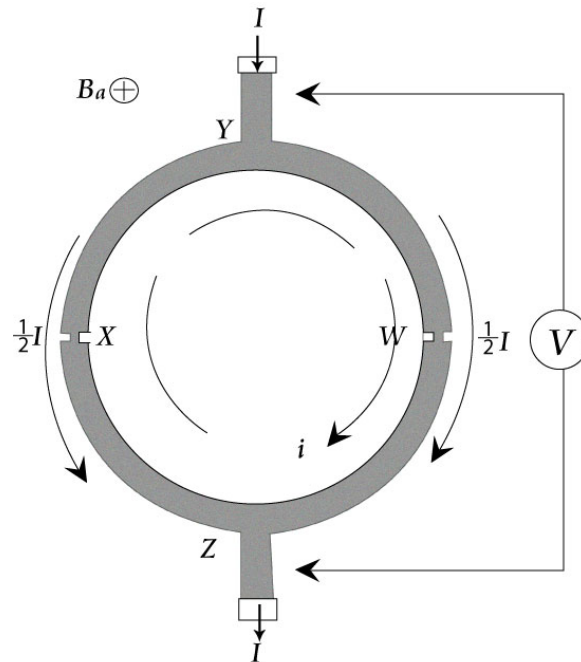


Figure 3.8: Superconducting quantum interference device (SQUID) as a simple magnetometer. Adapted from J. Bland Thesis M. Phys (Hons)., 'A Mossbauer spectroscopy and magnetometry study of magnetic multilayers and oxides.' Oliver Lodge Labs, Dept. Physics, University of Liverpool.

If a magnetic field, B_a , is applied perpendicular to the plane of the ring (Figure 3.9), a phase difference is produced in the electron-pair wave along the path XYW and WZX . One of the features of a superconducting loop is that the magnetic flux, Φ , passing through it which is the product of the magnetic field and the area of the loop and is quantized in units of $\Phi_0 = h / (2e)$, where h is Planck's constant, $2e$ is the charge of the Cooper pair of electrons, and Φ_0 has a value of 2×10^{-15} tesla m^2 . If there are no obstacles in the loop, then the superconducting current will compensate for the presence of an arbitrary magnetic field so that the total flux through the loop (due to the external field plus the field generated by the current) is a multiple of Φ_0 .

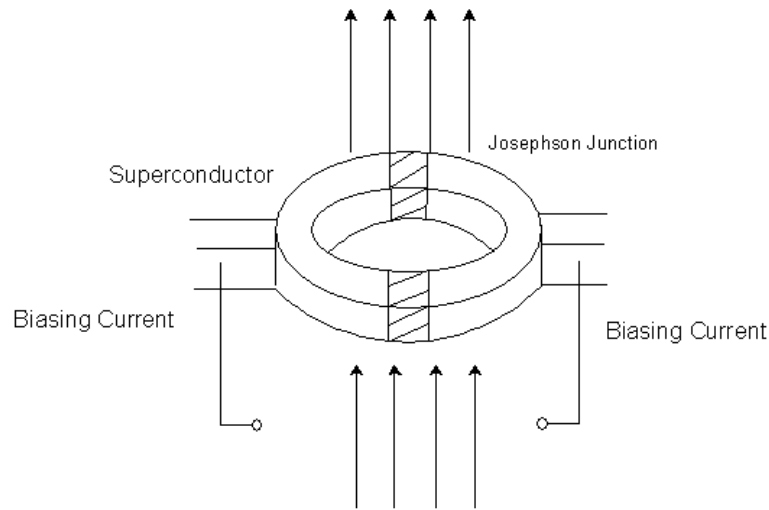


Figure 3.9: Schematic representation of a SQUID placed in a magnetic field.

Josephson predicted that a superconducting current can be sustained in the loop, even if its path is interrupted by an insulating barrier or a normal metal. The SQUID has two such barriers or ‘Josephson junctions’. Both junctions introduce the same phase difference when the magnetic flux through the loop is $0, \Phi_0, 2\Phi_0$ and so on, which results in constructive interference, and they introduce opposite phase difference when the flux is $\Phi_0/2, 3\Phi_0/2$ and so on, which leads to destructive interference. This interference causes the critical current density, which is the maximum current that the device can carry without dissipation, to vary. The critical current is so sensitive to the magnetic flux through the superconducting loop that even tiny magnetic moments can be measured. The critical current is usually obtained by measuring the voltage drop across the junction as a function of the total current through the device. Commercial SQUIDs transform the modulation in the critical current to a voltage modulation, which is much easier to measure.

An applied magnetic field produces a phase change around a ring, which in this case is equal

$$\Delta\phi(B) = 2\pi \frac{\Phi_a}{\Phi_0}$$

where Φ_a is the flux produced in the ring by the applied magnetic field. The magnitude of the critical measuring current is dependent upon the critical current of the weak-links and the limit of the phase change around the ring being an integral multiple of 2π . For the whole ring to be superconducting the following condition must be met

$$\alpha + \beta + 2\pi \frac{\Phi_a}{\Phi_o} = n.2\pi$$

where α and β are the phase changes produced by currents across the weak-links and $2\pi\Phi_a/\Phi_o$ is the phase change due to the applied magnetic field.

When the measuring current is applied α and β are no longer equal, although their sum must remain constant. The phase changes can be written as

$$\alpha = \pi \left[n - \frac{\Phi_a}{\Phi_o} \right] - \delta$$

$$\beta = \pi \left[n - \frac{\Phi_a}{\Phi_o} \right] + \delta$$

where δ is related to the measuring current I . Using the relation between current and phase from the above Eqn. and rearranging to eliminate i we obtain an expression for I ,

$$I_c = 2i_c \left| \cos\pi \frac{\Phi_a}{\Phi_o} \cdot \sin\delta \right|$$

As $\sin\delta$ cannot be greater than unity we can obtain the critical measuring current, I_c from the above

$$I_c = 2i_c \left| \cos\pi \frac{\Phi_a}{\Phi_o} \right|$$

which gives a periodic dependence on the magnitude of the magnetic field, with a maximum when this field is an integer number of fluxons and a minimum at half integer values as shown in the below figure.

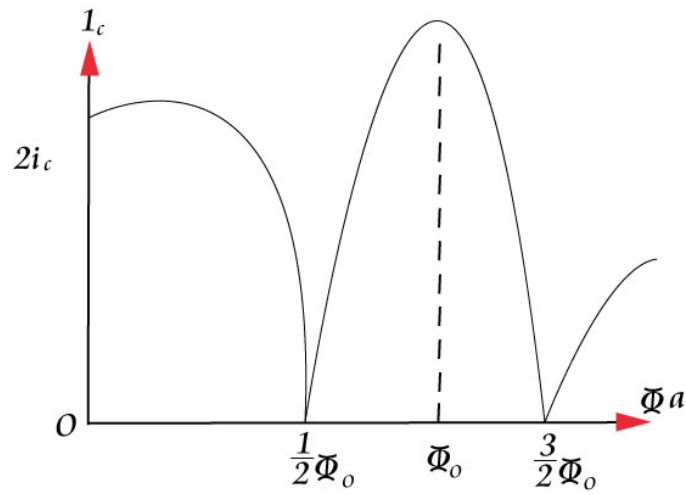


Figure 3.10: Critical measuring current, I_c , as a function of applied magnetic field. Adapted from J. Bland Thesis M. Phys (Hons)., 'A Mossbauer spectroscopy and magnetometry study of magnetic multilayers and oxides.' Oliver Lodge Labs, Dept. Physics, University of Liverpool.

3.1.8 Bibliography

- J. Bland, Thesis M. Phys (Hons)., 'A Mossbauer spectroscopy and magnetometry study of magnetic multilayers and oxides.' Oliver Lodge Labs, Dept. Physics, University of Liverpool.
- J. P. Cleuziou, W. Wernsdorfer, V. Bouchiat, T. Ondarçuhu, and M. Monthieux, *Nature Nanotech.*, 2006, **1**, 53.
- W. G. Jenksy, S. S. H. Sadeghiz, and J. P. Wikswo Jr., *J. Phys. D: Appl. Phys.*, 1997, **30**, 293.
- R. L. Fagaly, *Review of Scientific Instruments*, 2006, **77**, 101101.
- Quantum Design, Operating manual for the MPMS, 1999.

Index of Keywords and Terms

Keywords are listed by the section with that keyword (page numbers are in parentheses). Keywords do not necessarily appear in the text of the page. They are merely associated with that section. *Ex.* apples, § 1.1 (1) **Terms** are referenced by the page they appear on. *Ex.* apples, 1

- | | |
|---------------------------------|----------------------------------------------------------|
| C Computer, § 2.1(3) | NSTP Theory,, § 2.1(3) |
| Consciousness,, § 2.1(3) | |
| Coopers, § 3.1(5) | |
| F fluxoid, § 3.1(5) | |
| I Idealism,, § 2.1(3) | |
| M Magnetic, § 3.1(5) | |
| Matter,, § 2.1(3) | |
| Mechanics,, § 2.1(3) | |
| N Non-Spatial,, § 2.1(3) | |
| | P paramagnetic, § 3.1(5) |
| | Q quantum computation, § 1.1(1) |
| | Quantum Non-locality,, § 2.1(3) |
| | Quantum Physics,, § 2.1(3) |
| | S Space,, § 2.1(3) |
| | SQUID, § 3.1(5) |
| | Supercinducting Quantum Interference
Device, § 3.1(5) |

Attributions

Collection: *The Cat's Meow*

Edited by: Joe Filippazzo

URL: <http://cnx.org/content/col10721/1.1/>

License: <http://creativecommons.org/licenses/by/3.0/>

Module: "CSLS Workshop on Quantum Computation"

Used here as: "quantum workshop"

By: Pascal Vontobel

URL: <http://cnx.org/content/m12738/1.5/>

Pages: 1-2

Copyright: Pascal Vontobel

License: <http://creativecommons.org/licenses/by/2.0/>

Module: "The Non – Spatial Mechanics"

Used here as: "Sans Spatial"

By: Kedar Joshi

URL: <http://cnx.org/content/m19734/1.1/>

Page: 3

Copyright: Kedar Joshi

License: <http://creativecommons.org/licenses/by/3.0/>

Module: "Theory of A Superconducting Quantum Interference Device (SQUID)"

Used here as: "Boo-ya"

By: Samuel Maguire-Boyle, Andrew R. Barron

URL: <http://cnx.org/content/m22750/1.3/>

Pages: 5-15

Copyright: Samuel Maguire-Boyle, Andrew R. Barron

License: <http://creativecommons.org/licenses/by/3.0/>

The Cat's Meow

Cats are adorable. Too bad one has to both live and die.

About Connexions

Since 1999, Connexions has been pioneering a global system where anyone can create course materials and make them fully accessible and easily reusable free of charge. We are a Web-based authoring, teaching and learning environment open to anyone interested in education, including students, teachers, professors and lifelong learners. We connect ideas and facilitate educational communities.

Connexions's modular, interactive courses are in use worldwide by universities, community colleges, K-12 schools, distance learners, and lifelong learners. Connexions materials are in many languages, including English, Spanish, Chinese, Japanese, Italian, Vietnamese, French, Portuguese, and Thai. Connexions is part of an exciting new information distribution system that allows for **Print on Demand Books**. Connexions has partnered with innovative on-demand publisher QOOP to accelerate the delivery of printed course materials and textbooks into classrooms worldwide at lower prices than traditional academic publishers.