

NotesBench Disclosure Report
for
IBM Netfinity 3500
with
Lotus Domino 4.6a for Windows NT 4.0

Audited January 13, 1998

IBM Corporation



Table of Contents

Section 1: Executive Summary

Section 2: Benchmarking Objectives

Section 3: Test Methodologies

Section 4: Data

Section 5: Analysis

Section 6: Conclusions

Section 7: Statement by Auditor

Appendix A: Overall Test Setup and Software Versions

Appendix B: System Configurations

Appendix C: Operating System Parameters Values

Appendix D: Notes Parameters (NOTES.INI file)

Appendix E: Network Configuration File(s)

Appendix F: Guidelines for Information Usage

Appendix G: Pricing

Appendix H: Optional (vendor-defined information)

Edition Notice

Executive Summary

In recently conducted measurements, using Lotus Development Corporation's NotesBench benchmark, the IBM Netfinity 3500 system demonstrated leadership price/performance running Lotus Domino Server Release 4.6a on Microsoft Windows NT Server Version 4.0 with Service Pack 3. The results for the IBM Netfinity 3500 are based on the NotesBench Mail-only workload run on a single configuration. The results are summarized in the following table.

Test Script	Maximum Users	NotesMark (tpm)	Ave. Response Time (sec)	\$/User	\$/NotesMark
Mail-Only	820	1,041	2.389	\$7.44	\$5.86

The IBM Netfinity 3500, configured with one 233MHz¹ Intel** Pentium** II processor, 320MB of memory, and two 4.51GB² hard disk drives, supported a Mail-only workload of 820 active mail users (see price/performance results³ above).

In addition to the IBM Netfinity 3500 system under test (SUT), the benchmarked configuration used three destination servers and six client driver systems, and one controller system. All systems were connected on a single 100Mbps Ethernet LAN segment, using the TCP/IP network protocol. Configuration details are provided in Appendix A: Overall Test Setup and Software Versions.

IBM's Server Performance Laboratory in Research Triangle Park, NC, conducted the benchmark in December, and KMDS Technical Associates, Inc., audited the results in January 1998.

NotesBench provides an objective method for evaluating the performance of different platforms running Lotus Domino Server Release 4.6a. NotesBench generates a transactions-per-minute (tpm) throughput metric, called a NotesMark, for each test, along with a value for the maximum capacity (number of users) supported, and the average response time.

Benchmarking Objectives

The benchmark objective was to provide customers with information on the number of Lotus Domino Server Release 4.6a Mail-only users supported on the new IBM Netfinity 3500 system with one 233MHz Pentium II processor. Performance measurements on IBM PC Servers using NotesBench for the Domino Server Release 4.6x are ongoing.

¹ MHz only measures microprocessor internal clock speed, not application performance. Many factors affect application performance.

² When referring to hard disk capacity, GB equals one billion bytes. Total user-accessible capacity depends on operating environment.

³ The price/performance results are based on pricing provided by an IBM Business Partner. IBM resellers set their own prices, and actual prices may vary.

Test Methodologies

Test Setup and Hardware/Software Configuration

The IBM Netfinity 3500 system under test was configured with one 233MHz Pentium II processor (512KB of L2 write-back cache); 320MB of memory, and two 4.51GB Wide Ultra SCSI hard disks. The integrated Wide Ultra SCSI PCI controller and the integrated 100/10Mbps Ethernet adapter were used for this test.

A single 100Mbps Ethernet LAN segment was used. The system under test, the destination servers, and the driver systems were connected to the LAN by two cascaded Asante 100BaseT Hubs. A 150MHz Pentium-based system was used as the source driver (parent) system; IBM PC 350 computers were used as the client driver (child) systems. Three IBM PC Server 720 systems were used as destination servers. Destination mail addresses were distributed across these three destination servers.

The IBM Netfinity 3500 system under test ran Microsoft Windows NT Server Version 4.0 and Domino Server Release 4.6a. The Name and Address Book in all the clients contained person documents for 3,000 mail recipients who were randomly selected by each active Mail user.

The following NOTES.INI parameters were modified as recommended in the NotesBench operator's manual:

Mail-Only Workload
LOG_MAILROUTING=10
MAILLOGTOEVENTSONLY=1
MAILUSEPROCESS=0
MAILUSETHREADS=1
MAILMAXTHREADS=3
NSF_BUFFER_POOL_SIZE=12800000
SERVER_SHOW_PERFORMANCE=1

The following parameters were added to suppress database activity logging after long runs and to capture server console output:

```
NO_FORCE_ACTIVITY_LOGGING=1
DEBUG_OUTFILE=_\nbfstb2\lastrun\SUTINFO.log
```

All Notes server tasks were disabled except Replica, Router and Update.

All Notes data files were located on the E - partition. The Notes executables were placed on the C - partition.

Test Procedures

During ramp-up for the Mail-only test, all users were added over a period of less than 60 minutes to accommodate the test environment in which a single Notes client had to support up to 180 users. The system under test ran for an extended period of 9 hours. During the test runs, the tools used to determine steady state included Windows NT's PERFMON, the Notes Server SHOW command, and the child driver RES files. To confirm steady state, we monitored the number of users, the number of transactions per minute, and pending mail at the SUT. We confirmed steady state when:

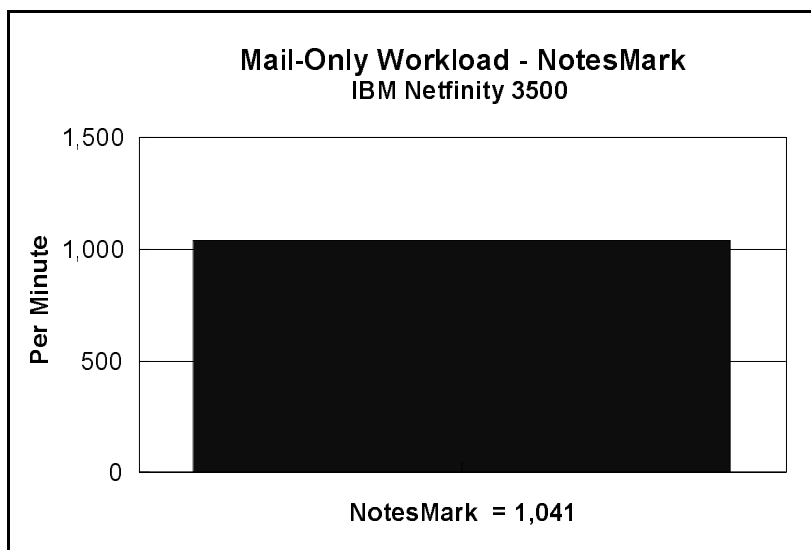
- The SUT Notes Server console sustained the peak user load
- Pending mail did not become backlogged, as verified by:
 - Inspection of mail-routing log at the SUT after the test run ended
 - Pending mail snapshots prior to stopping the test run.

To ensure that the test results were reproducible, the tests were repeated, and the results were compared and found to be consistent.

Data

IBM Netfinity 3500 NotesMark Value for Mail-Only Test

The Mail workload was run for 9 hours, including ramp-up and steady state. The IBM Netfinity 3500 system demonstrated that it can support 820 concurrent active users with this workload. The NotesMark throughput value was 1,041. Average response time was 2.389 seconds.



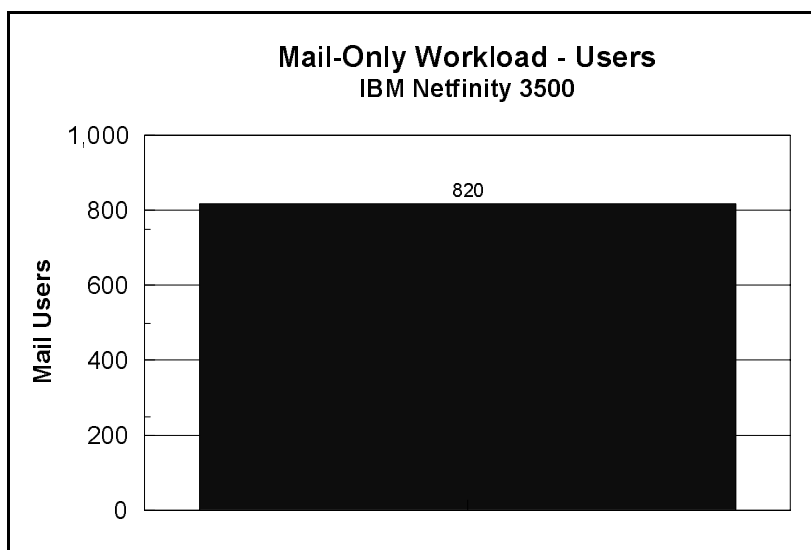
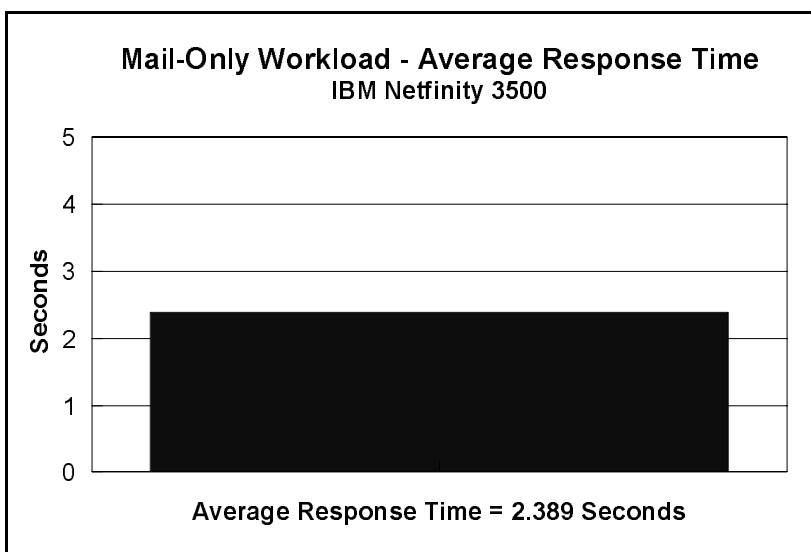
The Mail workload executes Notes transactions that model a server for mail users at sites that rely only on mail for communication. The resulting capacity metric for a mail-only server is the maximum number of users that can be supported before the average user response time becomes unacceptable.

The mail-only test script models an active user who is reading and sending mail. The script contains an average of 15 minutes of waiting; thus, the average user would execute this script a maximum of four times each hour. For each iteration of the test script, there are 5 documents read, 2 documents updated, 2 documents deleted, 1 view scrolling operation, 1 database opened and closed, 1 view opened and closed, and some miscellaneous operations. In sending messages, each user sends a mail message to NumMessageRecipients no more frequently than every 90 minutes.

NotesNum Output for Mail-Only Test

Min Start Time = 12/16/97 07:43:23 AM Max Stop Time = 12/16/97 04:48:41 AM
 Total Test Errors = 0
 Total Test Time = 32700 sec
 Test Run: Users = 820 NotesMark = 1041 Response Time = 2389 msec (12/16/97
 08:43:00 AM to 12/16/97 04:42:00 PM)

The response time satisfies the 5 seconds (5000 msec) NotesBench response time criteria.



Analysis

Based on PERFMON data analysis from the previous run, we can see that during steady state, the CPU utilization is approximately 28 percent. This indicator shows that the number of concurrent Mail users can be increased by adding more drives to the system. Because of the significant system overhead required to monitor the disk subsystem, disk I/O performance data was not collected for the audit run.

Conclusions

The test results demonstrate that an IBM Netfinity 3500 configured as described within this report can support 820 Mail-only users with a response time well within what the test criteria permit. These results are based on running the IBM Netfinity 3500 as a dedicated Domino server; the addition of other application workloads will affect the number of users supported as well as the response time. Achieving optimum performance in a customer environment is highly dependent upon selecting adequate processor power, memory and disk storage as well as balancing the configuration of that hardware and appropriately tuning the operating system and Domino software.

These results demonstrate that the IBM Netfinity 3500 system provides outstanding price/performance in a hardware platform for the Domino Server environment.

Statement by Auditor

The original “Lotus NotesBench Test Results Report Certification Letter” was signed by Dana M. Thompson, NotesBench Auditor for KMDS Technical Associates, Inc., and is on file at IBM.

Appendix A: Overall Test Setup and Software Versions

Number of Client Systems

Seven driver systems were used. Six of those systems were configured as child drivers (child 1 through child 6). One system was configured as the parent (source driver).

The child systems were IBM PC 365 computers, each configured with one 133MHz Pentium processor. Each child driver was configured with 80MB of memory, one 1.6GB hard disk, and one IBM 100/10 Ethernet PCI Adapter.

The disk configuration used for the child systems is as follows:

C: Partition (1.5GB - FAT) - Windows NT 4.0 Workstation / Notes Domino 4.6 a

Number of Server Platforms

One server platform, the IBM Netfinity 3500 with one 233MHz Pentium II processor and 320MB of memory, was benchmarked.

The disk configuration used for the system under test is as follows:

C: Partition (4GB - NTFS) - Windows NT Server Version 4.0 (Boot Partition) and Domino 4.6a executables

E: Partition (4GB - NTFS) - Notes data

The disk configuration used for destination servers 1 through 3 is as follows:

C: Partition (2GB - NTFS) - Windows NT Server Version 4.0 and Notes executables

E: Partition (10GB - NTFS) - Notes data

Network

A single 100Mbps Ethernet LAN segment was used. Two Asante 100BaseT Hubs were used to connect the servers and clients to the LAN segment.

Software Versions

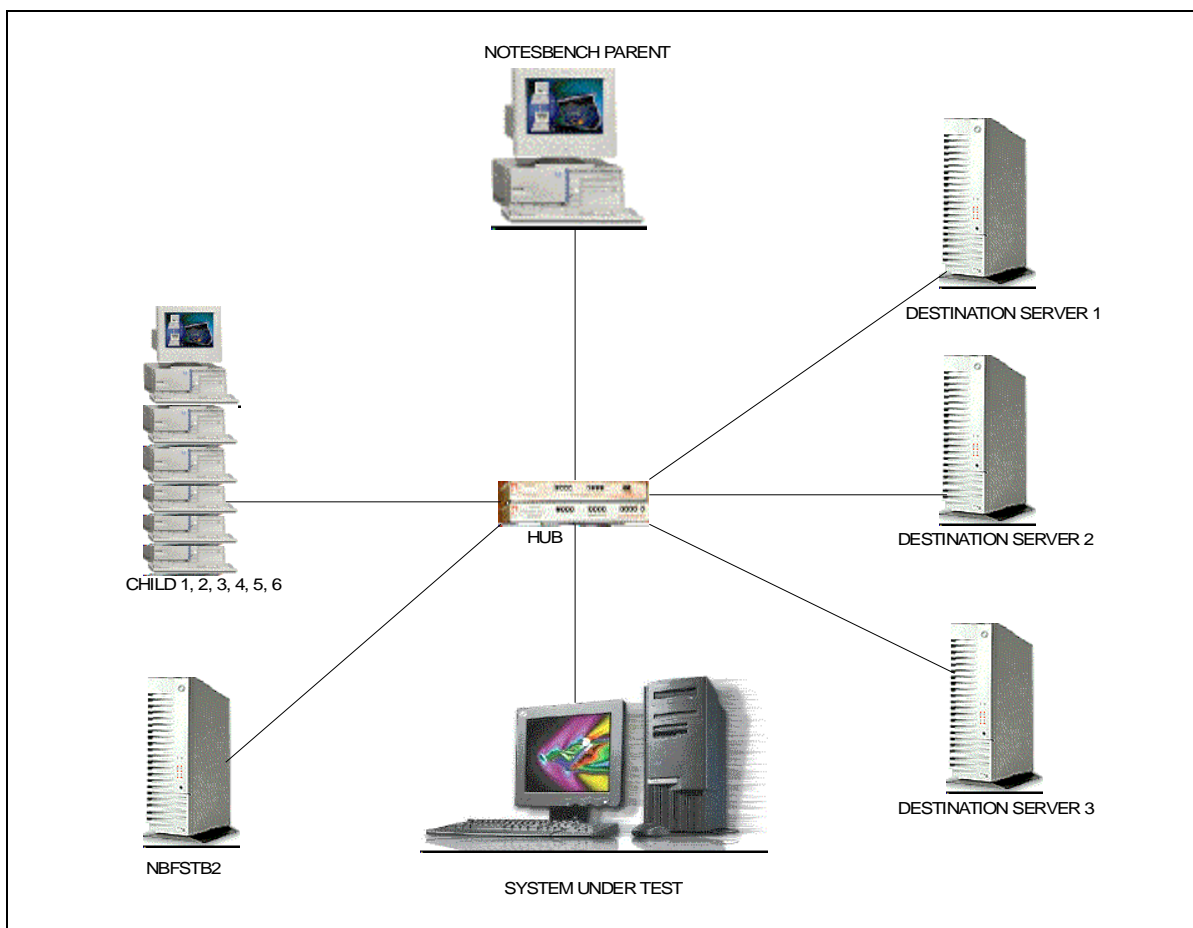
Software versions used on the system under test were as follows:

- Microsoft Windows NT Server Version 4.0 and Service Pack 3
- Lotus Domino Server Release 4.6a
- NotesBench Version 4.6 - Windows/32

Software versions used on the child drivers were as follows:

- Microsoft Windows NT Workstation Version 4.0 and Service Pack 3
- Lotus Notes Client for Windows NT Release 4.6
- NotesBench Version 4.6 - Windows/32

High-Level Test Setup Diagram



Details of Configuration

System Under Test	Destination Servers 1-3	Child Drivers 1-6	Parent Source Driver
IBM Netfinity 3500	IBM PC Server 720	IBM PC 365	IBM PC 350
1 x 233MHz Pentium II	2 x 100MHz Pentium	1 x 133MHz Pentium	1 x 133MHz Pentium
320MB Memory	256MB Memory	80MB Memory	64MB Memory
2 x 4.51GB Drives	6 x 2.25GB Drives (RAID-0)	1 x 1.6GB Drive	1 x 1.5GB Drive
Integrated Wide Ultra SCSI Controller	IBM SCSI-2 Fast/Wide Streaming RAID Adapter		
Integrated Ethernet 100/10Mbps PCI Controller	IBM 100/10 Ethernet PCI Adapter	IBM 100/10 Ethernet PCI Adapter	IBM 100/10 Ethernet PCI Adapter
Windows NT 4.0 and Service Pack 3	Windows NT 4.0 and Service Pack 3	Windows NT 4.0 and Service Pack 3	Windows NT 4.0 and Service Pack 3

A single 100Mbps Ethernet LAN segment was used. Two Asante 100BaseT Hubs were used to connect the servers and clients to the LAN segment.

Appendix B: System Configurations

Server under Test	
System	IBM Netfinity 3500
Processor	1 x 233MHz Pentium II Processor
Memory	320MB
Cache	512KB L2 Write-Back Cache
Disk Controller	Integrated Wide Ultra SCSI Controller
Disk Drive	2 x 4.51GB
Network Interface Adapter	Integrated Ethernet 100/10Mbps PCI Controller
I/O	PCI Bus
Operating System	Microsoft Windows NT Server 4.0 with Service Pack 3
Notes	Domino Server for Windows NT Release 4.6a

Clients	
System	IBM PC 365
Processor	1 x 133MHz Pentium Processor
Memory	80MB
Disk Drive	1 x 1.6GB
Network Interface Adapter	IBM 100/10 Ethernet PCI Adapter
I/O	PCI Bus
Operating System	Microsoft Windows NT Workstation 4.0
Notes	Notes Client for Windows NT Release 4.6

Appendix C: Operating System Parameters

The following registry variables were changed from their default values as shown:

HKEY_LOCAL_MACHINE/System/CurrentControlSet/Control/PriorityControl/Win32PrioritySeparation:
REG_DWORD:0

HKEY_LOCAL_MACHINE/System/CurrentControlSet/Control/SessionManager/MemoryManager/
LargeSystemCache: REG_DWORD:0

Appendix D: NOTES.INI Settings

NOTES.INI File for the System under Test

[Notes]

```

KitType=2
Directory=e:\notes\data
SETUPDB=SETUP.NSF
USERNAME=Pyramid
COMPANYNAME=Doom
MTATEMP=C:\TEMP
;*****
; NotesBench parm changes
;
SERVER_SHOW_PERFORMANCE=1
MAILUSEPROCESSES=0
MAILUSETHEADS=1
MAILMAXTHREADS=3
MAILLOGTOEVENTSONLY=1
LOG_MAILROUTING=10
NSF_BUFFER_POOL_SIZE=128000000
No_Force_Activity_Logging=1
DEBUG_OUTFILE=\\nbfstb2\lastrun\sutinfo.log
;*****
WinNTIconPath=e:\notes\data\W32
$$HasLANPort=1
OldRegKey_MAILTO=rundll32.exe url.dll,MailToProtocolHandler %l
WWWDSP_SYNC_BROWSERCACHE=0
WWWDSP_PREFETCH_OBJECT=0
EnableJavaApplets=1
EnablePlugins=1
Preferences=527473
Passthru_LogLevel=0
Console_LogLevel=2
VIEWIMP1=Lotus 1-2-3 Worksheet,0_IWKS,.,WKS,.,WK1,.,WR1,.,WRK,.,WK3,.,WK4,.,4,
VIEWIMP3=Structured Text,0_ISTR,.,LTR,.,CGN,.,STR,.,1,
VIEWIMP4=Tabular Text,0_ITAB,.,PRN,.,RPT,.,TXT,.,TAB,.,1,
VIEWEXP1=Lotus 1-2-3 Worksheet,0_XWKS,.,WKS,.,WK1,.,WR1,.,WRK,.,4,
VIEWEXP3=Structured Text,0_XSTR,.,LTR,.,CGN,.,STR,.,1,
VIEWEXP4=Tabular Text,1_XTAB,.,LTR,.,RPT,.,CGN,.,TAB,.,1,
EDITIMP1=ASCII Text,0_ITEXT,.,TXT,.,PRN,.,C,.,H,.,RIP,.,1,
EDITIMP2=MicrosoftWord RTF,0_IRTF,.,DOC,.,RTF,.,2,
EDITIMP3=Lotus 1-2-3 Worksheet,0_IWKSE,.,WKS,.,WK1,.,WR1,.,WRK,.,WK3,.,WK4,.,4,
EDITIMP4=Lotus PIC,0_IPIC,.,PIC,.,8,
EDITIMP5=CGM Image,0_IFL,.,GMF,.,CGM,.,8,
EDITIMP6=TIFF 5.0 Image,0_ITIFF,.,TIF,.,18,
EDITIMP7=BMP Image,0_IBMP,.,BMP,.,18,
EDITIMP8=Ami Pro,0_IW4W,W4W33F/V0,.,SAM,.,2,
EDITIMP17=WordPerfect 5.x,0_IW4W,W4W07F/V1,.,DOC,.,2,
EDITIMP22=PCX Image,0_IPCX,.,PCX,.,18,
EDITIMP28=Binary with Text,0_ISTRNGS,.,*,.,1,

```


CONSOLE_Lotus_Domino_Server=80 25 7 41 33 693 364
DESKWINDOWSIZE=16 23 420 288
MAXIMIZED=1
WinNTIconCommonConfig=Universal
WinNTIconSize=2
WinNTIconPos=2
WinNTIconHidden=0
WinNTIconRect=-1 -1 641 25
NOTESPROGRAM=c:\notes\
ECLSetup=3

Appendix E: Network Configuration

The standard TCP/IP stack provided by Microsoft Windows NT Server 4.0 was used.

In the system under test, the network adapter speed was changed from the default 'Auto' to 100Mbps. This forced the Duplex Mode to 'Half'.

Under the 'Advanced' configuration option, the following three parameters were changed from their default values to double the default value:

- Coalesce Buffers
- Receive Buffers
- Transmit Control Block

At the destination servers, under 'Advanced' configuration options for the Ethernet adapter, the following three parameters were changed from their default values to double their default values:

- Coalesce Buffers
- Receive Buffers
- Transmit Control Block

Appendix F: Guidelines for Information Usage

This report is intended for IBM Business Partners, customers, and IBM marketing and technical support personnel. The report may be distributed in accordance with the requirements stated in the Edition notice.

Appendix G: Pricing

The table provides the IBM Estimated Reseller Price to end users for the U.S. only. Actual Reseller prices may vary, and prices may also vary by country. Prices are subject to change without notice. For additional information and current prices, contact your local IBM representative.

Item Description	Order Number	Qty	IBM Estimated Reseller Unit Price	IBM Business Partner Quote
IBM Netfinity 3500	8644-10U	1	\$2,365	\$2,227
1 x 233MHz / 512KB Pentium II Processor				
1 x 32MB ECC SDRAM DIMM				
Integrated Wide Ultra SCSI Controller				
Integrated 100/10Mbps Ethernet PCI Interface				
32MB ECC SDRAM DIMM	04K0073	1	205	126
128MB ECC SDRAM DIMM	04K0075	2	859	688
4.51GB Wide Ultra SCSI Hard Disk	76H2687	2	799	734
IBM G42 14" (13.2" Viewable) Color Monitor	654000N	1	299	225
Software				
Windows NT Server 4.0	227-01025	1	676	676
Lotus Domino Server Release 4.6 (single-processor edition included on ServerGuide* with IBM Netfinity 3500)		1	0	0
Total System Price			\$6,861	\$6,098

Note: Price/performance results presented in this document are based on pricing provided by an IBM Business Partner.

Appendix H: Optional (Vendor-Defined Information)

None.

First Edition - February 1998

THE INFORMATION CONTAINED IN THIS DOCUMENT IS DISTRIBUTED ON AN AS IS BASIS WITHOUT ANY WARRANTY EITHER EXPRESSED OR IMPLIED. The use of this information or the implementation of any of these techniques is a customer's responsibility and depends on the customer's ability to evaluate and integrate them into the customer's operational environment. While each item has been reviewed by IBM for accuracy in a specific situation, there is no guarantee that the same or similar results will be obtained elsewhere. Customers attempting to adapt these techniques to their own environment do so at their own risk.

In this document, any references made to an IBM licensed program are not intended to state or imply that only IBM's licensed program may be used; any functionally equivalent program may be used.

This publication was produced in the United States. IBM may not offer the products, services, or features discussed in this document in other countries, and the information is subject to change without notice. Consult your local IBM representative for information on products and services available in your area.

© Copyright International Business Machines Corporation 1998. All rights reserved.

Permission is granted to reproduce this document in whole or in part, provided the copyright notice as printed above is set forth in full text at the beginning or end of each reproduced document or portion thereof.

U.S. Government Users - Documentation related to restricted rights: Use, duplication, or disclosure is subject to restrictions set forth in GSA ADP Schedule Contract with IBM Corp.

Trademarks

*IBM is a registered trademark and Netfinity and ServerGuide are trademarks of International Business Machines Corporation.

**Lotus and Domino are trademarks or registered trademarks of Lotus Development Corporation. Intel and Pentium are registered trademarks of Intel Corporation. Microsoft and Windows NT are trademarks or registered trademarks of Microsoft Corporation.

Other company, product, or service names, which may be denoted by two asterisks (**), may be trademarks or service marks of others.