



## The New zEnterprise – A Smarter System For A Smart Planet

What's Wrong With Offloading?

# PulseANZ2010

Meet the people who can help  
advance your infrastructure





# Trademarks and disclaimers

- Intel, Intel logo, Intel Inside, Intel Inside logo, Intel Centrino, Intel Centrino logo, Celeron, Intel Xeon, Intel SpeedStep, Itanium, and Pentium are trademarks or registered trademarks of Intel Corporation or its subsidiaries in the United States and other countries./ Linux is a registered trademark of Linus Torvalds in the United States, other countries, or both.
- Microsoft, Windows, Windows NT, and the Windows logo are trademarks of Microsoft Corporation in the United States, other countries, or both. IT Infrastructure Library is a registered trademark of the Central Computer and Telecommunications Agency which is now part of the Office of Government Commerce. ITIL is a registered trademark, and a registered community trademark of the Office of Government Commerce, and is registered in the U.S. Patent and Trademark Office. UNIX is a registered trademark of The Open Group in the United States and other countries. Java and all Java-based trademarks are trademarks of Sun Microsystems, Inc. in the United States, other countries, or both. Other company, product, or service names may be trademarks or service marks of others. Information is provided "AS IS" without warranty of any kind.
- The customer examples described are presented as illustrations of how those customers have used IBM products and the results they may have achieved. Actual environmental costs and performance characteristics may vary by customer.
- Information concerning non-IBM products was obtained from a supplier of these products, published announcement material, or other publicly available sources and does not constitute an endorsement of such products by IBM. Sources for non-IBM list prices and performance numbers are taken from publicly available information, including vendor announcements and vendor worldwide homepages. IBM has not tested these products and cannot confirm the accuracy of performance, capability, or any other claims related to non-IBM products. Questions on the capability of non-IBM products should be addressed to the supplier of those products.
- All statements regarding IBM future direction and intent are subject to change or withdrawal without notice, and represent goals and objectives only.
- Some information addresses anticipated future capabilities. Such information is not intended as a definitive statement of a commitment to specific levels of performance, function or delivery schedules with respect to any future products. Such commitments are only made in IBM product announcements. The information is presented here to communicate IBM's current investment and development activities as a good faith effort to help with our customers' future planning.
- Performance is based on measurements and projections using standard IBM benchmarks in a controlled environment. The actual throughput or performance that any user will experience will vary depending upon considerations such as the amount of multiprogramming in the user's job stream, the I/O configuration, the storage configuration, and the workload processed. Therefore, no assurance can be given that an individual user will achieve throughput or performance improvements equivalent to the ratios stated here.
- Prices are suggested U.S. list prices and are subject to change without notice. Starting price may not include a hard drive, operating system or other features. Contact your IBM representative or Business Partner for the most current pricing in your geography.
- Photographs shown may be engineering prototypes. Changes may be incorporated in production models.
- © IBM Corporation 1994-2010. All rights reserved.
- References in this document to IBM products or services do not imply that IBM intends to make them available in every country.
- Trademarks of International Business Machines Corporation in the United States, other countries, or both can be found on the World Wide Web at <http://www.ibm.com/legal/copytrade.shtml>.

# A Common Situation

---

I just attended a conference where they talked about saving money by moving workload off the mainframe



**Service Oriented Finance  
CEO**

Let me do an analysis, and I'll get back to you with a recommendation



**Service Oriented Finance  
CIO**

**We need to analyze lower cost alternatives to our mainframe**



**Service Oriented Finance  
CIO**

**We can do an Eagle TCO study with your team**



**IBM**

# The Myths...

---

- Workloads cost more on a mainframe
- Offloading mainframe workloads can save money
- Offloading migrations are easy and risk free
- Qualities of service of the resulting solution are just as good

**NOT!**



# The Reality...

---

- Heavy processing workloads and heavy I/O workloads are fit for purpose on the mainframe
  - ▶ Offloading these workloads will not save money
  - ▶ They are already on the lowest cost platform
- Costs of moving to a distributed deployment show up in several ways
  - ▶ Explosion of processor cores required
  - ▶ Cost for software priced per core goes up
  - ▶ I/O bandwidth can be a problem
  - ▶ Migration costs are significant
  - ▶ Acquisition and periodic refresh of distributed hardware boosts costs over time

---

Let me demonstrate  
it with an Eagle TCO  
Study!



**IBM**

Please do!



**Service Oriented Finance  
CIO**

# Service Oriented Finance Eagle TCO Study

---

## ■ Current solution

- ▶ Workloads are of transaction processing and batch
- ▶ Workload growth 14% per year
- ▶ z990 with 4 general purpose processors
  - CICS, DB2 z/OS
- ▶ Production, test and disaster recovery

## ■ Three options considered

- ▶ Grow current z990 system to 8 processors in 5 years
- ▶ Upgrade z990 to z10 with zIIP processors
- ▶ Migrate to distributed platform
  - HP Superdome running HP-UX
  - Oracle RAC
  - TmaxSoft OpenFrame

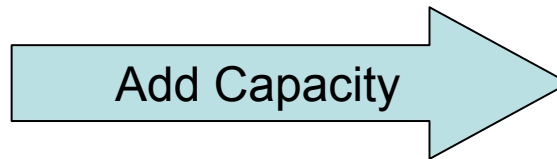


# Option 1: Add Processors

Existing Mainframe



**z990**  
**4 General Processors**



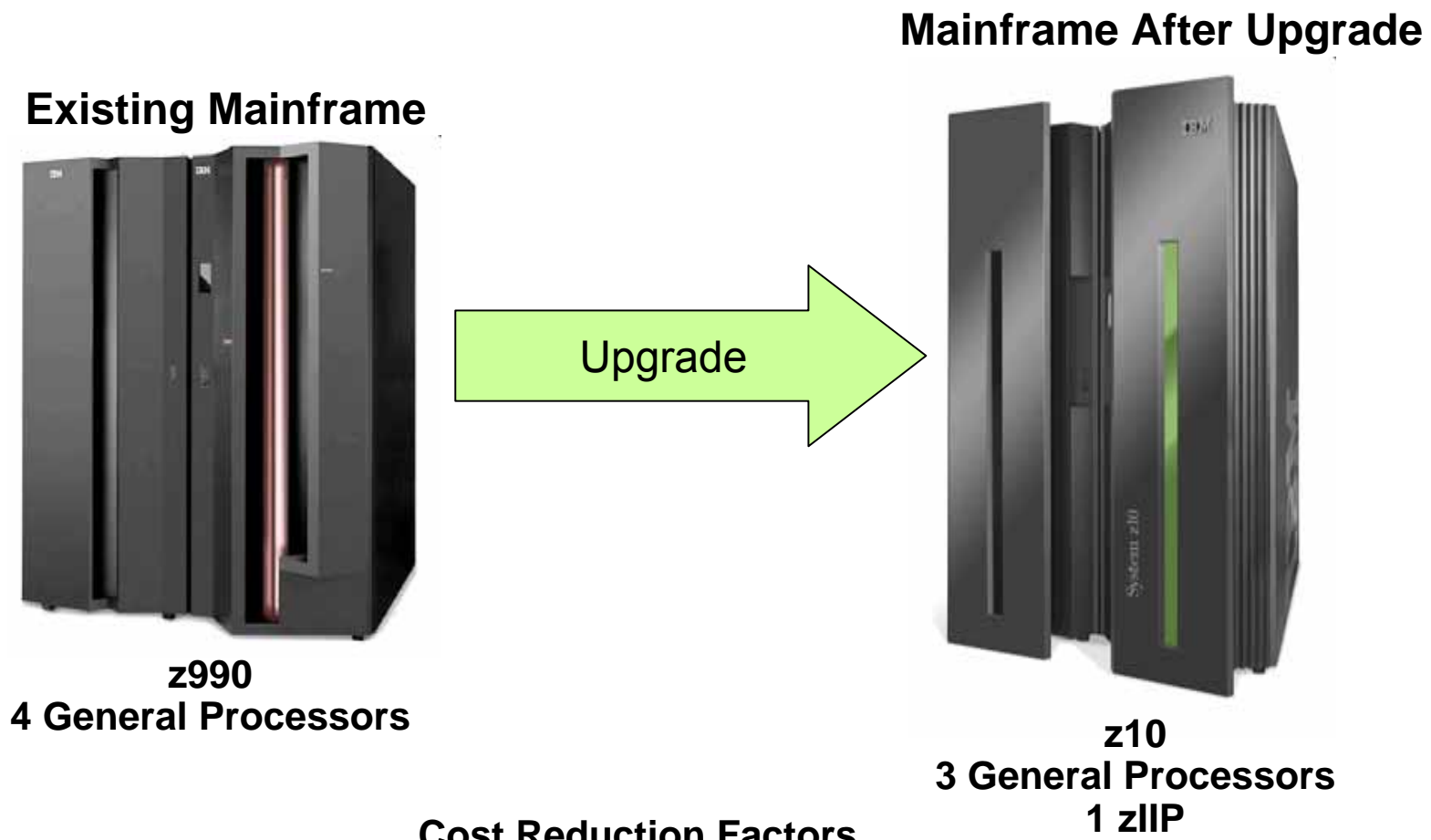
Mainframe in 5 years



**z990**  
**8 General Processors**

- Incremental cost due to capacity on demand
- IBM Service Techs perform upgrade without stopping the machine

# Option 2: Upgrade to z10



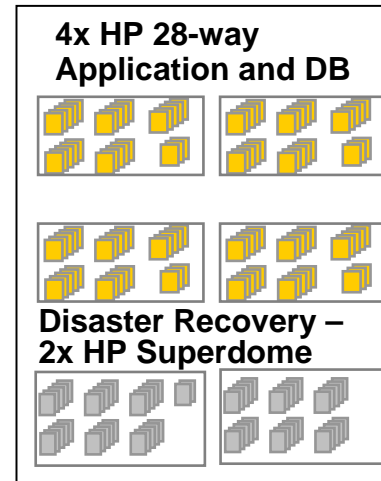
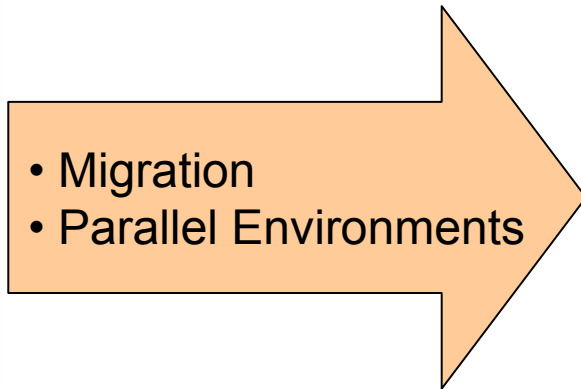
- Cost Reduction Factors
- Subcapacity Pricing
  - zIIP specialty processor
  - Disaster Recovery - CBU

# Option 3: Migrate to HP Superdome

## Existing Mainframe



**z990**  
**4 General Processors**



**6 HP Superdome Servers**  
**28 Processors Each**

### Cost Increase Factors

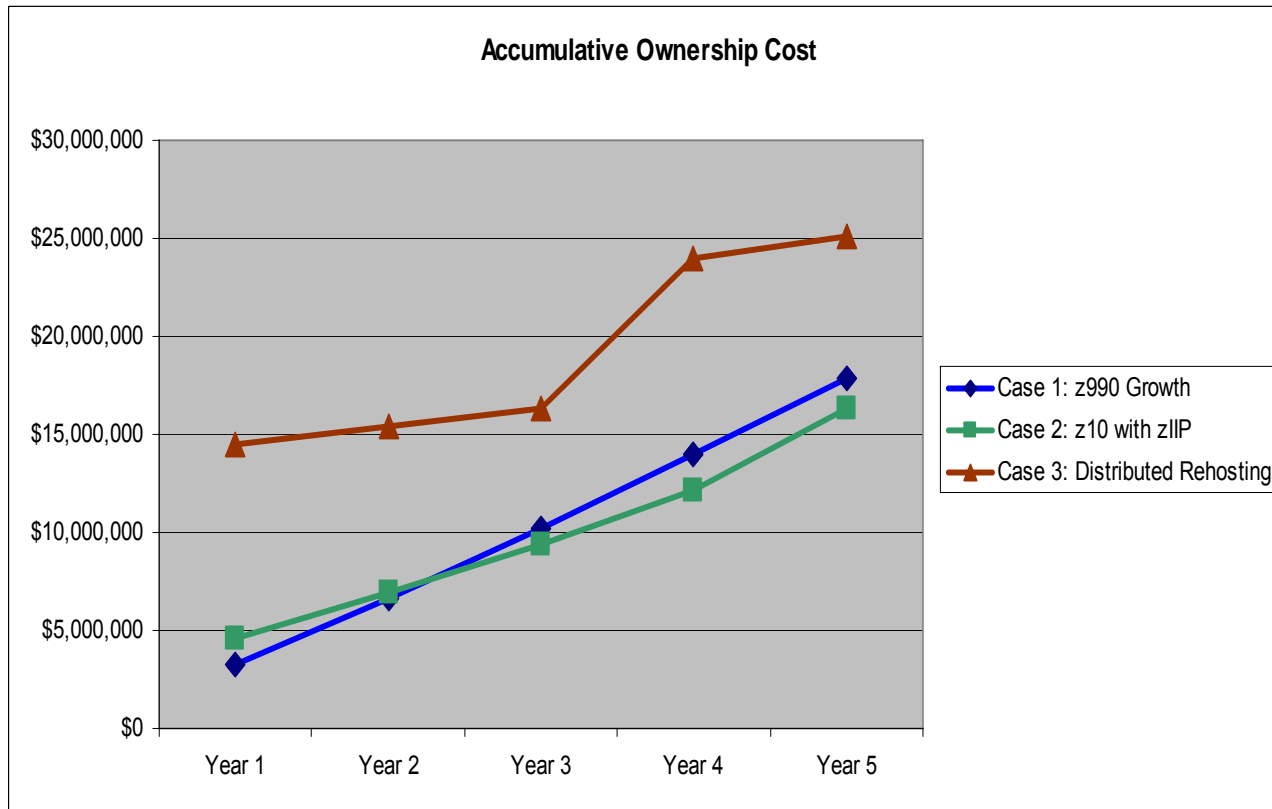
- Core Proliferation
- Code Expansion
- HW+SW Acquisition and refresh
- Disaster Recovery Cost
- More servers required after year 3

# Options Summary

---

- Add Capacity to z990
  - ▶ Lowest initial cost
  - ▶ Yearly run rate exceeds z10 after year 2
- Upgrade to z10
  - ▶ Slightly higher initial cost than z990
  - ▶ Software cost (and TCO) lowered by using specialty processor
- Migrate to HP Superdome
  - ▶ Year 1 expense to buy new hardware
  - ▶ Year 4 expense to upgrade hardware
  - ▶ Year 1 migration cost
  - ▶ Software costs accelerated due to core proliferation

# Result: Compare 5 Year TCA Costs



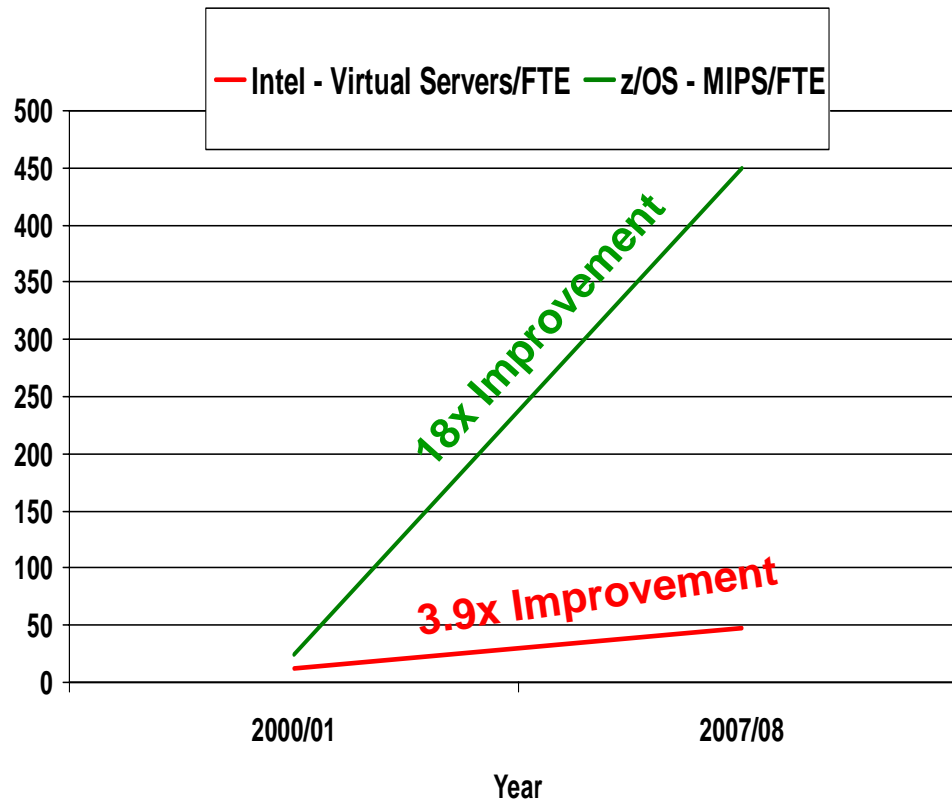
Lower cost reconfirms  
fit for purpose

# Other Costs Not Considered In TCA

---

- Labor Cost
- Quality Of Service
- Unexpected Pricing Consequences

# System z Labor Cost Trends Favor A Centralized Approach To Management



Large scale consolidation and structured management practices drive increases in labor productivity

Small scale consolidation achieves lesser gains

**The more workloads you consolidate and manage with structured practices...  
the lower the management labor cost**

# Example: Labor Analysis For A Large Financial Services Company

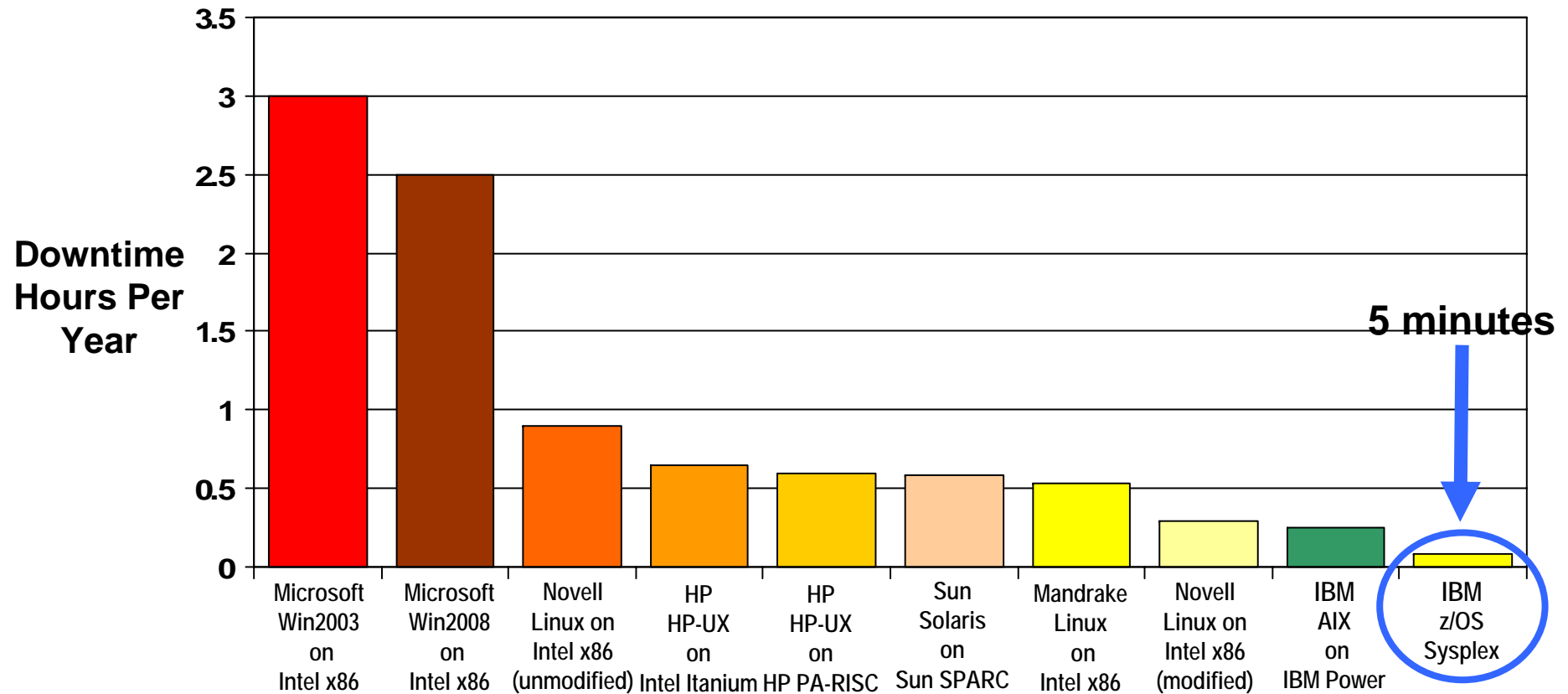
---

- Scenario
  - ▶ Highly invested in process methodology
  - ▶ Consolidated 1000 applications on 6000 cores to 90 IFLs
- Labor processes studied
  - ▶ Access management
  - ▶ Server provisioning
  - ▶ Application on-boarding
  - ▶ Software installation and maintenance
  - ▶ Asset management
  - ▶ Capacity management
  - ▶ Change management
  - ▶ Server decommissioning
  - ▶ Chargeback
- Result
  - ▶ Process iteration count reduction
  - ▶ Process work time reduction
  - ▶ ***Estimated labor savings ALONE was \$1.6M PER MONTH***



# Qualities Of Service – Availability

(400 participants in 20 countries)



Source: ITIC: ITIC 2009 Global Server Hardware & Server OS Reliability Survey; July 2009; <http://itic-corp.com/blog/2009/07/itic-2009-global-server-hardware-server-os-reliability-survey-results/>; Results are measured in minutes per year.

\*Note: All operating systems included in the survey are not included in this chart. Fifteen operating systems on various processor architectures were included in the survey. The chart will be updated when the full report is available.

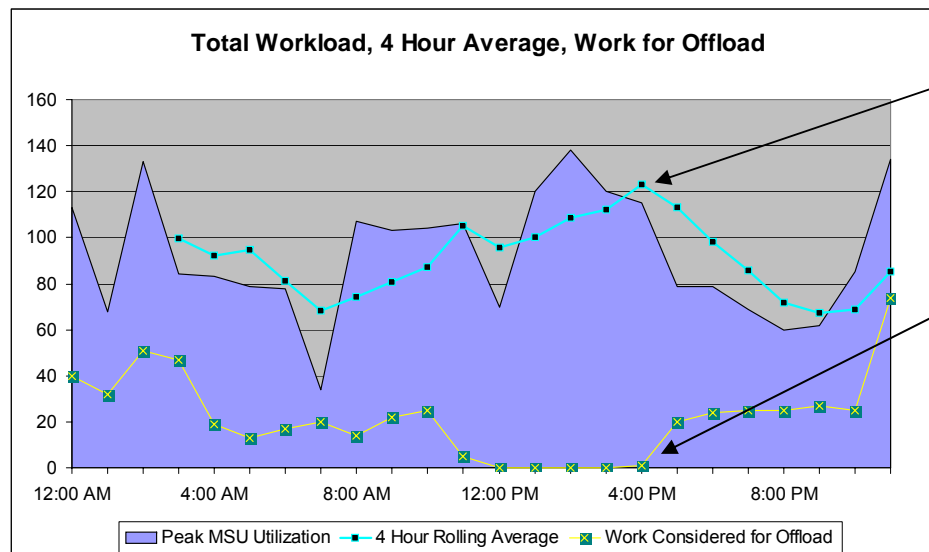
# Example: Large Brazilian Telco

---

- 30% annual growth forcing disruptions
- Application is pre-paid SIM
  - ▶ Billing system down = Customers using cell network without paying
  - ▶ Downtime cost was in the millions – monthly!
- Mainframe adds capacity non-disruptively
  - ▶ CPU Memory and I/O can be added on fly
  - ▶ Database and application changes tested in LPAR and quickly promoted to production
- ***Downtime elimination savings hundreds of millions R\$***

# Large German Financial Institution

- Offloaded about 1000 MIPS workload from mainframe that was not “peak”
  - ▶ Mainframe software charges did not change
    - Sub-capacity pricing charges are calculated on peak of 4 hour rolling average
    - Offloaded workload did not contribute to the peak
  - ▶ Hardware and software licenses for distributed servers cost an additional 1M Euro
  - ▶ Offloaded workload was running “for free”



*Peak 4 hour rolling average  
= 123 MSU at 4pm*

*At 4pm, offloaded  
workload MSU = 0*

***Hardware and software  
licenses for distributed  
servers cost an  
additional 1M Euro***

**Do you need a TCO study?  
Think about this...**



# TCO Checklist

---

## For New Workload

- Have you considered only the incremental cost if using an existing mainframe?
- Have you used LPARs and sub-capacity pricing to limit incremental cost?
- Have you used zIIPs and zAAPs and Solution Editions for new workload?
- Are you co-locating your database and transaction monitor?
- Have you upgraded to the latest hardware to get improved price/performance of specialty engines?
- Have you extended your existing applications to get decreased costs/transaction?
- Do you have an ELA or OIO contract with IBM?
- Is your IBM seller aware of the latest pricing plays?
- Are you aware of the various Capacity on Demand capabilities and are you using them?
- Does the new workload require disaster recovery?

## For Consolidation Scenarios

- Have you used IFLs to run Linux software?
- Do you understand the savings in software licensing?
- Have you examined the savings in network complexity, power and cooling, labor productivity?
- Have you considered how to avoid server hardware refresh?
- Are you using sub-capacity pricing where appropriate?
- Have you considered costs benefits of disaster recovery on System z?
- Have you considered potential savings in system management on System z?
- Have you consolidated as much workload as possible on your System z?

## Have you engaged with the IBM Eagle TCO Studies team?

Craig Bender: [csbender@us.ibm.com](mailto:csbender@us.ibm.com)

धन्यवाद

Hindi

多謝

Traditional Chinese

ขอบคุณ

Thai

Спасибо

Russian

Gracias

Spanish

شكراً

Arabic

Thank You

Obrigado

Portuguese

Grazie

Italian

Danke

German

Merci

French

நன்றி

Tamil

多谢

Simplified Chinese

감사합니다

Korean

ありがとうございました

Japanese