

IBM z Systems

z Systems Q2 Launch

IBM Digital Experience on Z

16/06/2018

IBM[®]

Agenda

- What is IBM Digital Experience Suite
- Why put it on Z
- Why IBM Digital Experience Suite
- Roadmap and Future Plans

IBM's Digital Experience Strategy

One Robust, Integrated Platform – Built For Flexibility

Integrated – Speed time to market with a core platform

Open – Leverage & extend existing data sources through robust integration capabilities

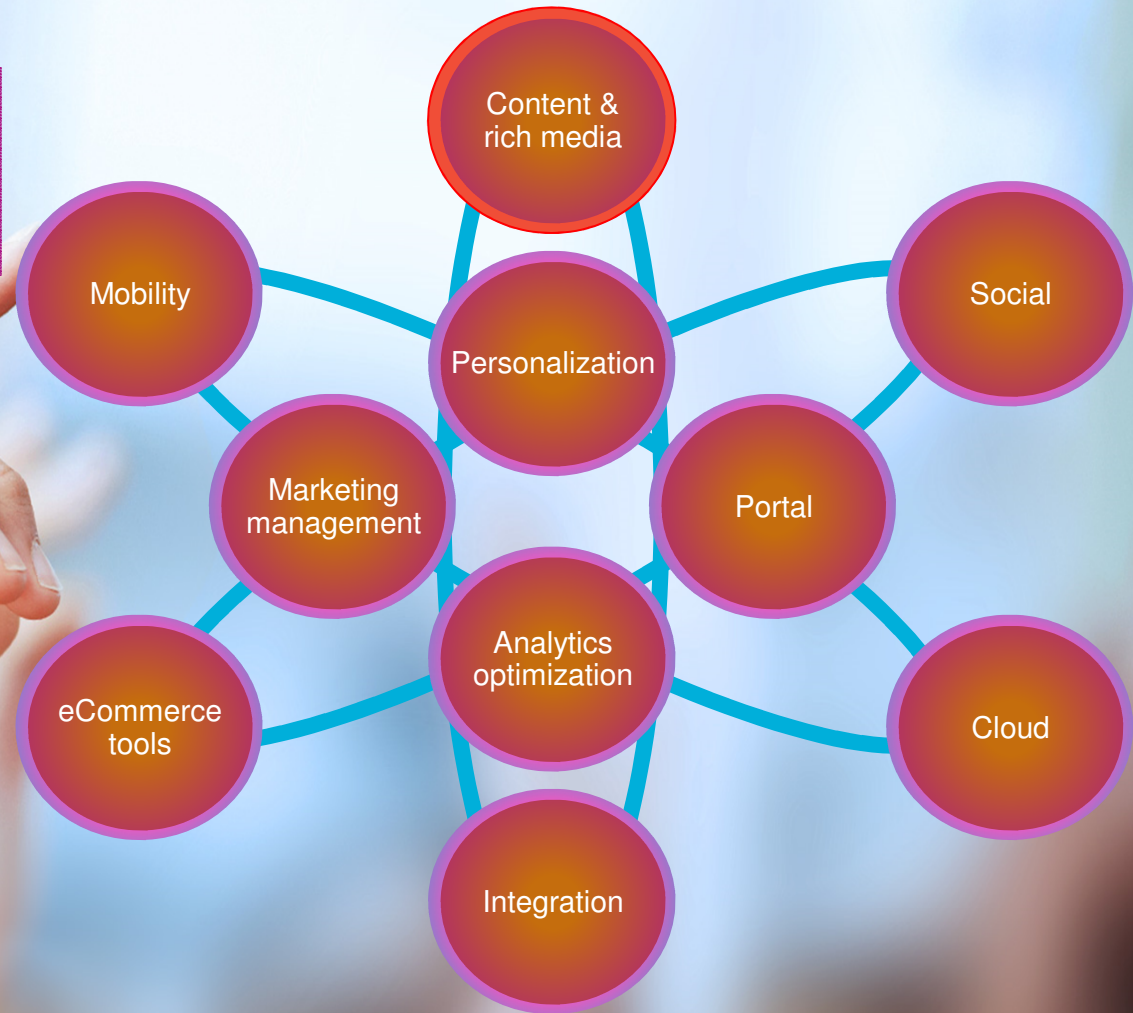
Instrumented – Support evidence-based decision making through analytics

Contextual – Increase customer satisfaction with digital experiences tailored to a user's location, attributes, preferences, device, behaviors.

Flexible – adapt to handle the latest advancements + technology changes

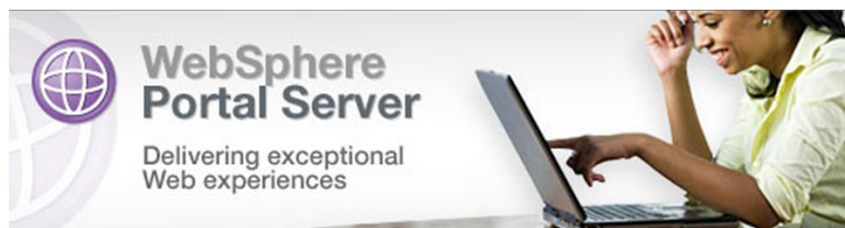
LOB Friendly – enable LOB to manage the digital experience life cycle day to day.

IBM Digital experience capabilities



WebSphere Portal V8 Offering on z Systems

Offerings	z/OS	zLinux
WebSphere Portal Server	Base	Base
WebSphere Portal Enable		
WebSphere Portal Extend	N/A	



WebSphere Portal Server (Base) includes:

- Portal Server component
- Portions of WebSphere Application Server
- IBM Tivoli® Directory Server
- IBM DB2®
- IBM Connections Profiles & Files

Z Systems Packaged Offerings

- **WebSphere Portal Enable** includes all the components and packages of WebSphere Portal Server plus:
 - Web Content Management component
 - Document Management component
 - Content Analytics with Enterprise Search
- **WebSphere Portal Extend** (Linux on System z only) includes all the components and packages of WebSphere Portal Enable plus:
 - IBM Forms™
 - IBM Sametime®
 - IBM Connections
- **Portal on z/OS**
 - <http://publib.boulder.ibm.com/infocenter/prodguid/v1r0/clarity-reports/report/html/softwareReqsForProduct?deliverableId=1335812746263&osPlatform=z/OS>
- **Portal on Linux for System z**
 - <http://publib.boulder.ibm.com/infocenter/prodguid/v1r0/clarity-reports/report/html/softwareReqsForProduct?deliverableId=1335812746263&osPlatform=Linux>

Why deploy Portal on z Systems? Factors to consider...

Performance / Scalability

Existing application heritage

Proximity to existing applications & data

Availability

Security

Skills

Total Cost of Ownership

Politics / Ideology



Portal Deployment Options on z Systems



Portal V8 for Multiplatform

Common code base
Passive benefits from zSeries
Benefits from virtualization

Linux



Portal V8 for z/OS

Unique infrastructure
Benefits from hardware reliability
Benefits from z/OS QoS and Security

z/OS

- “Good enough” QoS
 - Server consolidation with z/VM
 - Reduced costs
 - Availability of Unix like skills
 - Large number of apps, low utilization
- Highest mission critical QoS and security
 - z/OS integration:
 - RACF, ICSF, WLM/IRD, RRS
 - Control/Servant regions
 - Parallel Sysplex
 - Enterprise application integration
- Common WebSphere runtime and tooling
 - Common WebSphere systems management/admin model and tools
 - Each provides a unique value-add in the deployment of WebSphere Portal
 - The Linux value proposition: **simplify and consolidate** existing infrastructure
 - The z/OS value proposition: provide **highest possible Qualities of Service (QoS)**
 - IBM Specialty Engine zIIPs and zAAPs to reduce TCO

Portal Planning for Linux on System Z

You have the choice of running Linux guests

- Natively – in a LPAR
- As a z/VM guest

Decide the number of Linux guests you'll need

- Consideration for Virtual Portals
- Portal sizing/capacity planning

Linux on System z with VM considerations

- Virtualization and z HW technology

Define a Linux swap device (VDisk)

- Swap device size approximately 15% of the virtual machine size

Things to consider...

System z IFL (Integrated Facility for Linux) allows sharing of resources across multiple zLinux instances

The z/VM memory limitations depend on workload and configuration

The Virtual Machine (VM) memory size is hardware-dependent

Virtual memory/swap space

- Swap space: the value should be equal to twice the size of physical memory or equal to the physical memory

LPARs with z/VM can be managed by GDPS,

- but GDPS has no awareness of the state of z/VMs with theLinux guests

The option of using DB2 on z/OS for zLinux Portal



WebSphere Portal on System Z Benefits

Distributed Consolidation	Integration Deployment
Linux on System Z	z/OS
Speed deployment with less stringent QoS/integration	High QoS and significant integration with CICS, IMS or DB2
<ul style="list-style-type: none"> ✓ Applications that scale out ✓ Large number of smaller applications ✓ Lowest TCO ✓ Speedy deployment ✓ Less stringent requirements ✓ Align with distributed WebSphere family ✓ Unrivaled virtualization ✓ Centralized management ✓ No z/OS Skills ✓ Web Serving ✓ Presentation Services ✓ Development Platform ✓ Test/Migration/Prototyping Platform 	<ul style="list-style-type: none"> ✓ Applications that scale up ✓ Highest QoS production environment ✓ Full exploitation of zSeries and z/OS ✓ Tight integration with DB2, CICS, IMS ✓ Service level agreement management ✓ Dynamic load balancing ✓ Strict security requirements ✓ Highest availability ✓ Disaster recovery ✓ Dynamic I/O configuration ✓ Storage management ✓ Enterprise Modernization capability

Leaders choose IBM based our track record



Gartner Magic Quadrant for Horizontal Portals, 1 October 2014, Gartner Magic Quadrant for Web Content Management 9 Oct 2014, Gartner Magic Quadrant for Social Software 3 Sep 2014. Gartner does not endorse any vendor, product or service depicted in its research publications, and does not advise technology users to select only those vendors with the highest ratings. Gartner research publications consist of the opinions of Gartner's research organization and should not be construed as statements of fact. Gartner disclaims all warranties, expressed or implied, with respect to this research, including any warranties of merchantability or fitness for a particular purpose

¹Global 500 List Forbes.com

Winners have chosen IBM based on a track record of leadership

Industry Information¹

70% of Global 100 Banking and Financial Services companies are IBM Digital Experience Customers

60% of Global 500 Engineering and Construction companies are IBM Digital Experience Customers

72% of Fortune 100 Commercial Banks are IBM Digital Experience Solutions customers

80% of top 10 Global Automotive Companies are IBM Digital Experience Customers

75% of Fortune 100 Aerospace and Defense companies are IBM Digital Experience Solutions customers

83% of Fortune 500 Financial Data Services providers are IBM Digital Experience Customers

75% of Global 200 Retail Chains are IBM Digital Experience Customers

50% of Fortune 100 Food consumer products companies are IBM Digital Experience Solutions customers

72% of Fortune 100 Insurance Companies are IBM Digital Experience Customers

9 out of top 10 Global Electronics and Semiconductor manufacturers are IBM Digital Experience Customers

40% of top 10 Fortune 500 Food Consumer products companies are IBM Customers

50% of Fortune 100 Pharmacy Companies are IBM Digital Experience Customers

¹Global 500 companies List Forbes.com and Fortune 500 companies list Forbes.com

IBM is recognized as leader in all Digital Experience capabilities by analysts



Cited IBM as leader in¹

- *Horizontal Portals*
- *Web Content Management*
- *Social software at workplace*
- *Mobile Application Development*
- *Digital Commerce*
- *Analytics Platforms*
- *Integrated Marketing Management*



Cited IBM as leader in Social Software²



Cited IBM as leader in³

- *Forrester wave for enterprise social platforms*
- *The Cloud Strategies Of Online Collaboration Software Vendors*

¹Gartner Magic Quadrant for Horizontal Portals, 1 October 2014, Gartner Magic Quadrant for Web Content Management 9 Oct 2014, Gartner Magic Quadrant for Social Software 3 Sep 2014, Gartner Magic Quadrant for Mobile App development 2 Sep 2014, Gartner Magic Quadrant for Digital Commerce Sep 2014, Gartner Magic Quadrant for Advanced Analytics 19 Feb 2014, Gartner Magic Quadrant for Integrated Marketing Management 27 Oct 2014.

Gartner does not endorse any vendor, product or service depicted in its research publications, and does not advise technology users to select only those vendors with the highest ratings. Gartner research publications consist of the opinions of Gartner's research organization and should not be construed as statements of fact. Gartner disclaims all warranties, expressed or implied, with respect to this research, including any warranties of merchantability or fitness for a particular purpose.

¹Global 500 List Forbes.com

²Aragon Research Globe Report for Social Software Jun 26, 2014

³Forrester Wave for Enterprise Social 4 Jun 2014 and Forrester Wave for The Cloud Strategies Of Online Collaboration Software Vendors Sep 2012

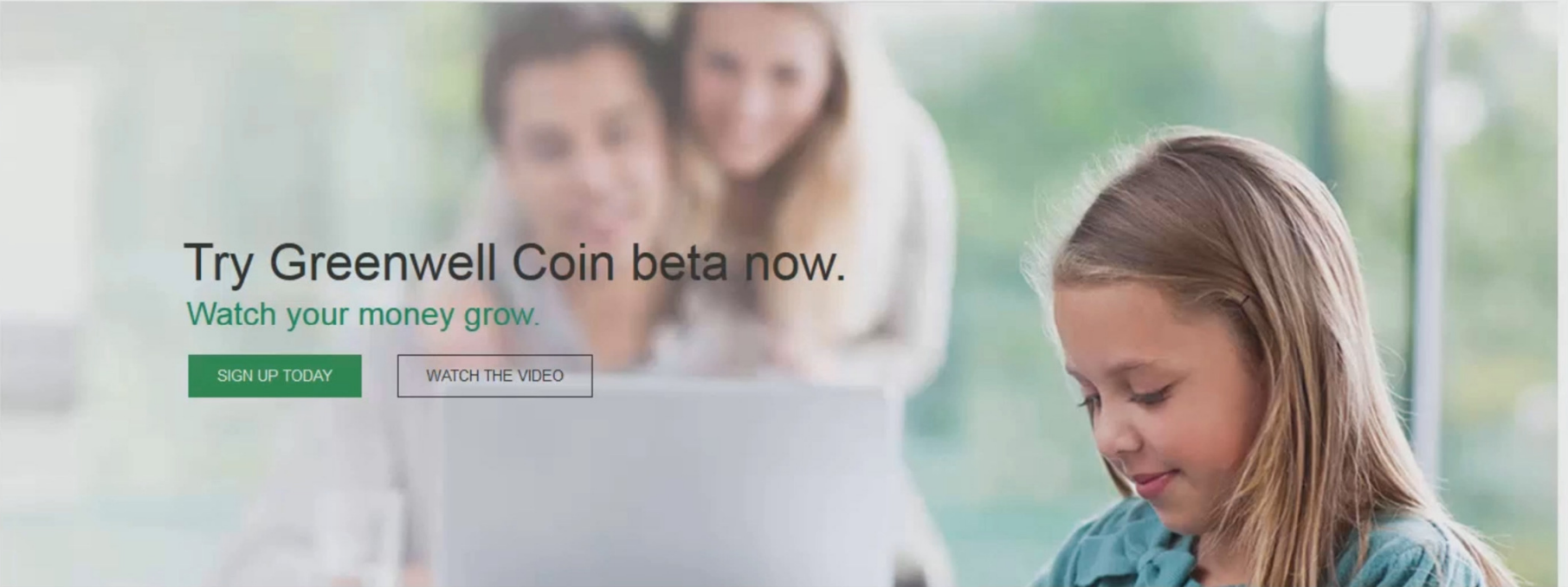
Custom Layout: Coin | Edit

Published Site | Edit Mode: ON | IBM

Projects Create Page Site Explorer What's Hot Menu

Greenwell HOME OFFERS MARKETS BILL PAY COIN \$ i Q HEATHER REEDS ▾

Web Content Viewer (Contextual)



Try Greenwell Coin beta now.
Watch your money grow.

SIGN UP TODAY WATCH THE VIDEO

Preview Width: 1399 px

> 435px > 600px > 800px > 896px > 1024px > 1280px 100%

Custom Layout: Coin Edit Reset Save Done Published Site Edit Mode: ON IBM

Projects Create Page Site Explorer What's Hot Menu

Greenwell HOME OFFERS MARKETS BILL PAY COIN \$ ⓘ 🔍 HEATHER REEDS ▾

1 Container Title


Try Greenwell Coin beta now.
Watch your money grow.

SIGN UP TODAY WATCH THE VIDEO

Preview Width: 1399 px > 435px > 600px > 800px > 896px > 1024px > 1280px 100%


Custom Layout: Coin Edit Reset Save Done Published Site Edit Mode: ON IBM

Projects Create Page Site Explorer What's Hot Menu



Personal money management made easy.

1 2 3 4



5
Container Title


“ Greenwell Coin... Do or do not... There is no try.
— Master Yoda

Preview Width: 1399 px

> 435px > 600px > 800px > 896px > 1024px > 1280px 100%

management
made easy.

Container Title



Greenwell Coin...
Do or do not...
There is no try.
— Master

Preview Width: 304 px

> 435px > 600px > 800px > 896px > 1024px > 1280px 100%

Custom Layout: Coin Edit Reset Save Done Published Site Edit Mode: ON IBM

Projects Create Page Site Explorer What's Hot Menu

management
made easy.

Container Title

Container Title

Preview Width: 304 px

> 435px > 600px > 800px > 896px > 1024px > 1280px 100%

Custom Layout: Coin Edit Reset Save Done Published Site Edit Mode: ON IBM

Projects Create Page Site Explorer What's Hot Menu

management
made easy.

17
Container Title

18
Container Title

5
Container Title

javascript:; v Width: 304 px

> 435px > 600px > 800px > 896px > 1024px > 1280px 100%

Custom Layout: Coin Edit Reset Save Done Published Site Edit Mode: ON IBM

Projects Create Page Site Explorer What's Hot Menu

management
made easy.

17
Container Title

19
Container Title

18
Container Title

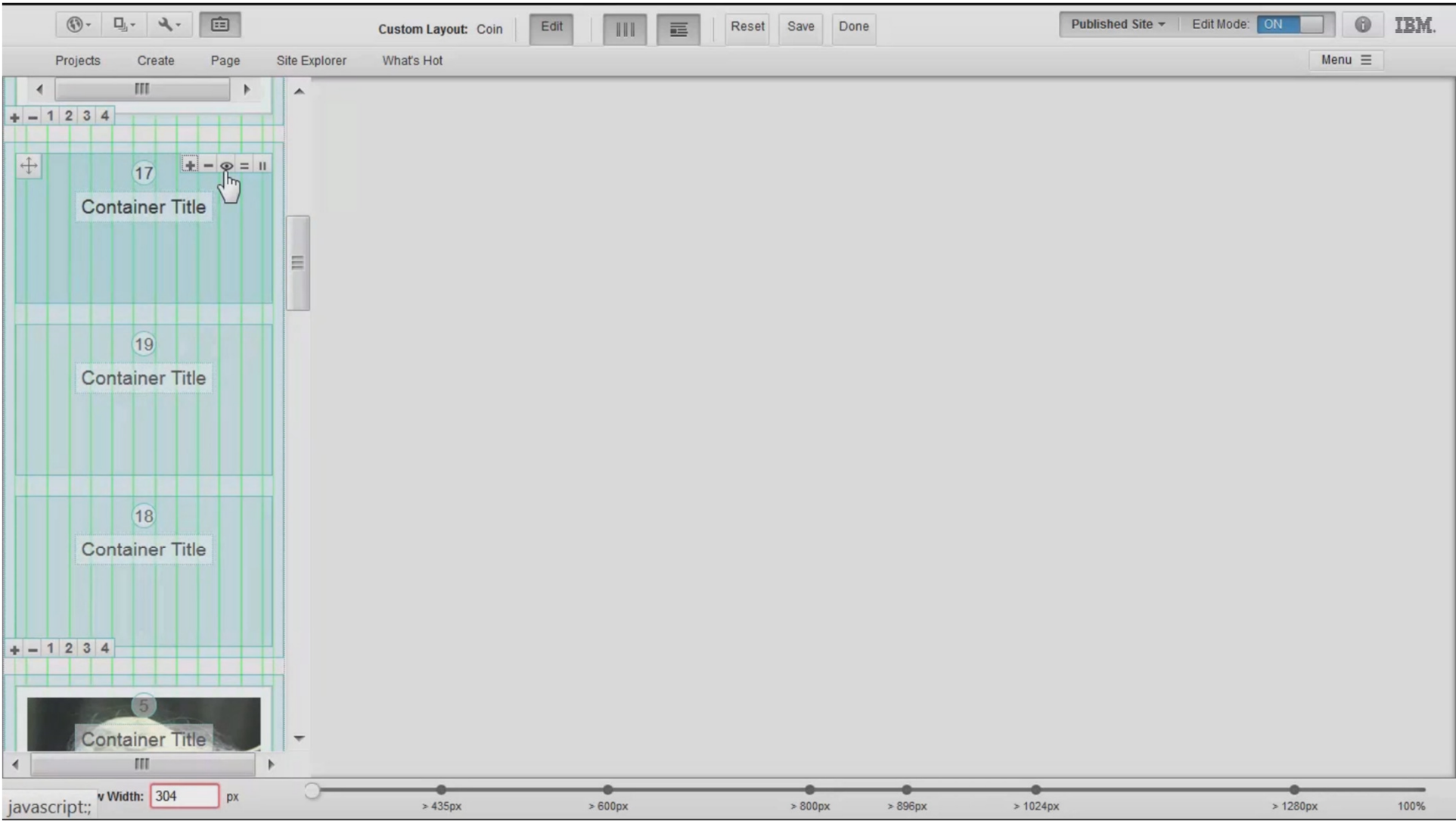
Width: 304 px

435px 600px 800px 896px 1024px 1280px 100%

Custom Layout: Coin Edit Reset Save Done Published Site Edit Mode: ON IBM

Projects Create Page Site Explorer What's Hot Menu

The image shows a screenshot of the IBM Design Studio web design tool. The interface is divided into several sections. At the top, there is a toolbar with icons for navigation and editing, and a status bar showing 'Custom Layout: Coin', 'Edit', 'Reset', 'Save', and 'Done'. On the right side of the top bar, it says 'Published Site', 'Edit Mode: ON', and the IBM logo. Below the top bar is a secondary navigation bar with 'Projects', 'Create', 'Page', 'Site Explorer', and 'What's Hot'. The main workspace is a large grey area. On the left side, there is a vertical sidebar containing a design preview. The preview shows a header with the text 'management made easy.' in green. Below the header are three container elements, each with a circular ID (17, 19, 18) and the text 'Container Title'. A mouse cursor is hovering over the ID 17. At the bottom of the sidebar, there is a horizontal scrollbar. Below the main workspace, there is a responsive width slider. The slider has a vertical line indicating the current width, which is 304 px. The slider has several markers for different screen widths: > 435px, > 600px, > 800px, > 896px, > 1024px, > 1280px, and 100%. The text 'javascript:;' is visible on the left side of the slider.



Custom Layout: Coin Edit Site Explorer What's Hot Published Site Edit Mode: ON IBM

Projects Create Page Site Explorer What's Hot Menu

Container Title 17

Container Title 19

Container Title 18

Container Title 5

Hide column

Width: 304 px

435px 600px 800px 896px 1024px 1280px 100%

IBM

Published Site Edit Mode: ON

Custom Layout: Coin Edit Reset Save Done

Projects Create Page Site Explorer What's Hot Menu

17 19 Container Title

18 Container Title

5 Container Title

Preview Width: 304 px

> 435px > 600px > 800px > 896px > 1024px > 1280px 100%

The image shows a design tool interface for creating a layout. On the left, there is a vertical sidebar with a zoom control (plus/minus) and a list of elements. The elements are numbered 17, 19, 18, and 5. Elements 17, 19, and 18 are labeled 'Container Title' and are represented by light blue rectangular boxes with vertical green grid lines. Element 5 is also labeled 'Container Title' and contains a photograph of Yoda. The main workspace is a large gray area where the layout is previewed. At the bottom, there is a preview bar with a width slider set to 304px. The slider has markers for 435px, 600px, 800px, 896px, 1024px, and 1280px. The top of the interface has a toolbar with buttons for 'Edit', 'Reset', 'Save', and 'Done', and a status bar with 'Published Site' and 'Edit Mode: ON'. The IBM logo is in the top right corner.

Custom Layout: Coin Edit Reset Save Done Published Site Edit Mode: ON IBM

Projects Create Page Site Explorer What's Hot Menu

easy.

17 Container Title

19 Container Title

18 Container Title

5

Preview Width: 801 px

> 435px > 600px > 801px > 896px > 1024px > 1280px 100%

The image shows a screenshot of the IBM Design Studio web design tool. The interface is divided into several sections. At the top, there is a toolbar with icons for navigation and editing, and a status bar showing 'Custom Layout: Coin', 'Edit', 'Reset', 'Save', and 'Done'. On the right side of the top bar, it says 'Published Site' and 'Edit Mode: ON' with a toggle switch. Below the top bar, there are tabs for 'Projects', 'Create', 'Page', 'Site Explorer', and 'What's Hot', along with a 'Menu' button. The main workspace is split into two panes. The left pane displays a wireframe layout for a page. At the top of this pane, the word 'easy.' is written in a green, sans-serif font. Below it, there is a horizontal bar with a '+' sign and numbers 1, 2, 3, 4. The main content area of the wireframe is a large rectangle with a light blue background and a vertical green grid. It contains three stacked rectangular containers, each labeled with a circled number (17, 19, 18) and the text 'Container Title'. At the bottom of the wireframe, there is a dark rectangular area labeled with a circled number 5. The right pane is a solid light gray area. At the bottom of the interface, there is a preview width control. It shows 'Preview Width: 801 px' with a red box around the number 801. Below this is a horizontal slider with several markers and labels: '> 435px', '> 600px', '> 801px' (with a mouse cursor over it), '> 896px', '> 1024px', '> 1280px', and '100%'. The IBM logo is visible in the top right corner.


Custom Layout: Coin | Edit | Reset | Save | Done | Published Site | Edit Mode: ON | IBM

Projects | Create | Page | Site Explorer | What's Hot | Menu

easy.

17 Container Title | 19 Container Title | 18 Container Title

5 Container Title



Just tried the Greenwell
Coin beta... Wow! I
never thought money
management could be
so cool!
— Johnny Smith

Preview Width: 801 px

> 435px | > 600px | > 800px | > 896px | > 1024px | > 1280px | 100%

Custom Layout: Coin Edit Reset Save Done Published Site Edit Mode: ON IBM

Projects Create Page Site Explorer What's Hot Menu

17 Container Title

19 Container Title

18 Container Title

5 Container Title

Preview Width: 301 px

> 435px > 600px > 800px > 896px > 1024px > 1280px 100%

The image shows the IBM Design Studio interface. At the top, there is a toolbar with icons for navigation and editing, and a status bar showing 'Custom Layout: Coin', 'Edit', 'Reset', 'Save', and 'Done'. On the right, there are buttons for 'Published Site', 'Edit Mode: ON', and the IBM logo. Below the toolbar, there are tabs for 'Projects', 'Create', 'Page', 'Site Explorer', and 'What's Hot', along with a 'Menu' button. The main workspace is divided into a left sidebar and a large central preview area. The sidebar contains a vertical stack of three container elements, each with a 'Container Title' and a numbered label (17, 19, 18). The bottom-most container (5) contains a photograph of a man. The central preview area is currently empty. At the bottom, there is a zoom control bar with a slider and a 'Preview Width' field showing '301 px'. The zoom level is set to '100%'. The zoom bar has markers for various widths: > 435px, > 600px, > 800px, > 896px, > 1024px, > 1280px, and 100%.


Custom Layout: Coin | Edit | Reset | Save | Done | Published Site | Edit Mode: ON | IBM

Projects | Create | Page | Site Explorer | What's Hot | Menu

easy.

17 Container Title | 19 Container Title | 18 Container Title

5 Container Title




Just tried the Greenwell
Coin beta... Wow! I
never thought money
management could be
so cool!

— Johnny Smith

Preview Width: 801 px | > 435px | > 600px | > 896px | > 1024px | > 1280px | 100%


Custom Layout: Coin | Edit | Reset | Save | Done | Published Site | Edit Mode: ON | IBM

Projects | Create | Page | Site Explorer | What's Hot | Menu



Personal money management made easy.

17 Container Title | 19 Container Title | 18 Container Title



5 Container Title

“ Just tried the Greenwell Coin beta... Wow! I never thought money management could be so cool!
— Johnny Smith


Width: 1399 px | > 435px | > 600px | > 800px | > 896px | > 1024px | > 1280px | 100%

Custom Layout: Coin | Edit

Published Site | Edit Mode: ON | IBM

Projects | Create | Page | Site Explorer | What's Hot | Menu

Web Content Viewer (Contextual)



Greenwell Coin... Do or do not... There is no try.
— Master Yoda

Web Content Viewer (Contextual)

Web Content Viewer (Specified)

Web Content Viewer (Specified)

connected-ogs.demodx.com/wps/myportal/gwbanking/Coin!/ut/p/z1/pVLbboJAEP0W...U8JHudeTYhGVydRPpvFk8g2ukyGQ/dz/d5/L2dBIS9nQSEh/?uri=toolbar:open#

Custom Layout: Coin | Edit | Published Site | Edit Mode: ON | IBM

Projects | Create | Page | Site Explorer | What's Hot | Menu

Greenwell Banking / Coin | Greenwell Banking > Coin > Features

Greenwell Banking

- Greenwell Banking
 - Home
 - Offers
 - Markets
 - Bill Pay
 - Coin
 - Community
 - Features**
 - Sign Up Today
 - Testimonials

Features
Status: Published | Updated: Jan 14, 2015, 2:04 PM - Heather Reeds

Contents - 4 | Filter: All | Sort: Title ↑

- Accounts Promo
- Coin Promo
- Image
- Mobile Promo

1 - 4

Web Content Viewer (Contextual) | Web Content Viewer (Specified) | Web Content Viewer (Specified)




Custom Layout: Coin | Edit

Published Site | Edit Mode: ON | IBM

Projects | Create | Page | Site Explorer | What's Hot

Menu



Web Content Viewer (Contextual)

Greenwell Coin... Do or do not... There is no try.
— Master Yoda

Web Content Viewer (Contextual)

Web Content Viewer (Specified)

Web Content Viewer (Specified)

Preview Width: 1399 px

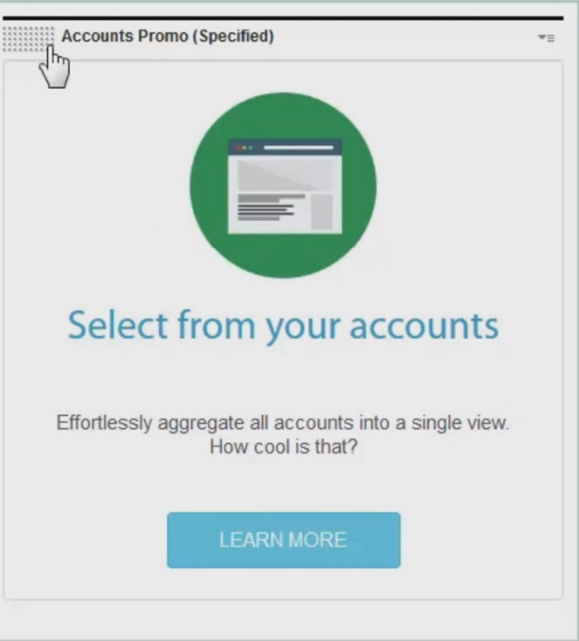
> 435px | > 600px | > 800px | > 896px | > 1024px | > 1280px | 100%

Custom Layout: Coin | Edit

Published Site | Edit Mode: ON | IBM

Projects | Create | Page | Site Explorer | What's Hot | Menu

Accounts Promo (Specified)

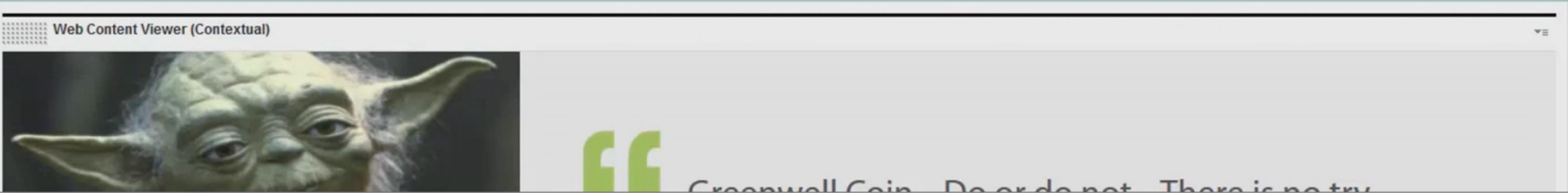


Select from your accounts

Effortlessly aggregate all accounts into a single view.
How cool is that?

LEARN MORE

Web Content Viewer (Contextual)



Greenwell Coin Doer do not. There is no try

Preview Width: 1399 px

> 435px | > 600px | > 800px | > 896px | > 1024px | > 1280px | 100%

IBM Script Portlet

Faster time to market

Dramatically **reduces the skill requirements** to become productive WebSphere Portal developers

Extensible. Use Portlet features such as targeting, adaptive design, conditional rendering, and inter portlet communication



Script Portlet Editor 1.2 Beta

Angular JS To Do Sample

Last modified Oct 9, 2014, 1:30:41 PM EDT by upsadmin | Created by upsadmin

Contents

- HTML
 - bower_components
 - todomvc-common
 - bg pug
 - base.js
 - base.css
- js
 - app.js
 - controllers
 - todoCtrl.js
 - directives
 - todoEscape.js
 - todoFocus.js
 - services
 - todoStorage.js

```

1 /global todomvc, angular */
2 'use strict';
3
4 /**
5  * The main controller for the app. The controller:
6  * - retrieves and persists the model via the todoStorage
7  *   service
8  * - exposes the model to the template and provides event
9  *   handlers
10 */
11 todomvc.controller('TodoCtrl', function TodoCtrl($scope,
12   $routeParams, todoStorage, filterFilter) {
13   var todos = $scope.todos = todoStorage.get();
14
15   $scope.newTodo = '';
16   $scope.editedTodo = null;
17
18   $scope.$watch('todos', function (newValue, oldValue) {
19     $scope.remainingCount = filterFilter(todos, {
20       completed: false }).length;
21     $scope.completedCount = todos.length -
22       $scope.remainingCount;
23     $scope.allChecked = !$scope.remainingCount;
24     if (newValue !== oldValue) { //
25       calls to the local storage
26       todoStorage.put(todos);
27     }
28   }, true);
29
30 // Monitor the current route for c
  
```

Recent Transactions

Type	Date	Amount	Memo
ATM	4/25/2014	-300.00	ATM Withdrawal
ATM	4/22/2014	-300.00	ATM Withdrawal
BRANCH	3/12/2014	0.00	Opening balance
DEPOSIT	9/10/2014	300.00	Test Deposit
DEPOSIT	5/18/2014	1950.00	Direct Deposit Semi Monthly Payroll
DEPOSIT	5/2/2014	1950.00	Direct Deposit Semi Monthly Payroll
DEPOSIT	4/17/2014	1950.00	Direct Deposit Semi Monthly Payroll
DEPOSIT	4/2/2014	1950.00	Direct Deposit Semi Monthly Payroll
DEBIT	4/22/2014	-167.58	OPEN Credit Card Payment
DEBIT	6/18/2014	-500.00	Savings Transfer

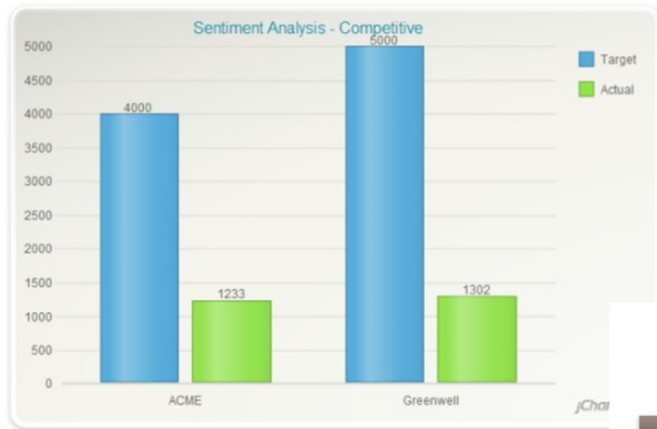
My Accounts

Accounts Visualize

Balances for all accounts

My Checking \$3,424.95 My Savings \$2,291.46

IBM Script Portlet Examples

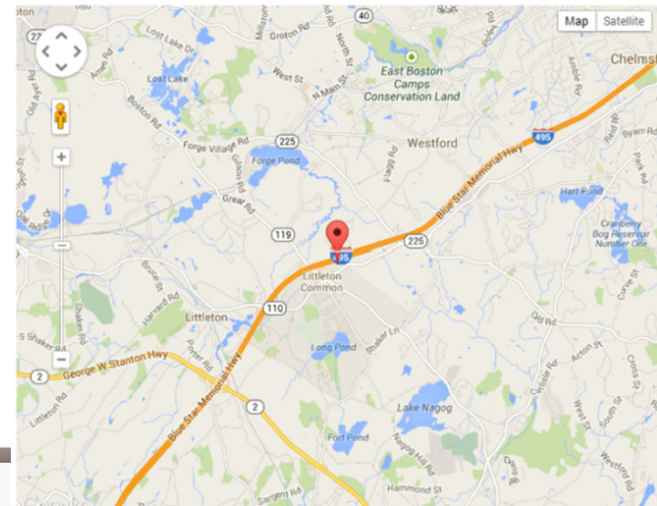


To Do List

- What needs to be done?
- Wash the car
- Buy groceries
- Feed the dog

2 items left All Active Completed Clear completed (1)

Double-click to edit a todo



IBM Forms Experience Builder (FEB)

Collect

Enter New Deal

As a sales representative, you can use this form to track deals and report their status to your office manager.

Deal Information

Deal status: Select one

Anticipated deal size (total):

Customer Contact Info

Company name:

Email of customer contact:

Track and Update

Deal Tracking

Filter by rep: ▼ Filter by product line: Mountain Biking

Click on record to see details. You can also update the record from the detail form.

Customer	Deal Amount	Product Line	Stage	Rep Name
Bike-O-Rama	\$81,000.00	Mountain Biking	Early stage	Brian Febulous
Paddle & Ski		Mountain Biking		
Fat Tire		Mountain Biking		

Update Deals

You can use this form to view deals and update the deal record.

Deal Information

Deal status: Late stage

Anticipated deal size (total): \$100,000.00

Expected close date: 2/22/2013

Customer Contact Info

Company name: Paddle & Ski Company contact name: Pete Paddler

Automate Processes

4. Signature of participant

This transaction is a transfer of assets contract exchange from an existing (your 401(k) or Tennessee Optional Retirement Program (ORP) mutual fund account to a new investment contract or mutual fund account with another investment provider under the same employer's 401(k) or Tennessee ORP plan. By signing below, I certify that I understand that I am responsible for any and all tax consequences when they result from this transfer of assets contract exchange. The final 401(k) qualification amount that must be contributed to the new account is currently \$100,000 plus any plan contributions. As a result, all transfers of assets contract exchange will require an agreement between the employer or the employer's representatives and the custodian to share certain participant information or needed to properly administer the participant contract mutual fund account. This agreement must have been in place no later than January 1, 2009. For the transfer of assets, unexchanged contract to continue a 401(k) contract mutual fund account under regulations. Failure to comply with this requirement may result in a transaction being treated as a taxable distribution. In addition, if a participant is under the age of 59½ (50½ for Tennessee ORP accounts), an additional 10% early withdrawal penalty may apply.

I hereby request the transfer of all or part of my account to the custodian listed in Section 2, with whom I have already established a 401(k) Tennessee ORP account. I acknowledge that federal or state income tax withholding elections apply to transfer of assets contract exchange. I certify that the distribution is in accordance with the terms of the Custodial Agreement.

Type Name: Mary Lechleider Date: 11/26/2014

Draw your signature:

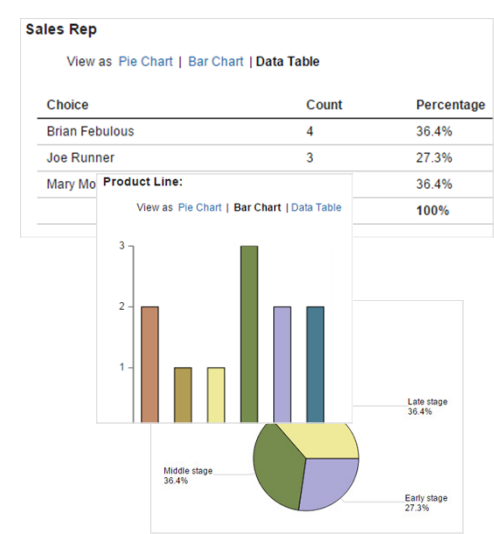
I accept the terms of this agreement.

5. Signature of plan administrator

I, the undersigned, authorize (them) to make the distribution as requested by the participant. I understand it is my responsibility to ensure the distribution complies with plan requirements.

Name: Heather Date: 11/26/2014

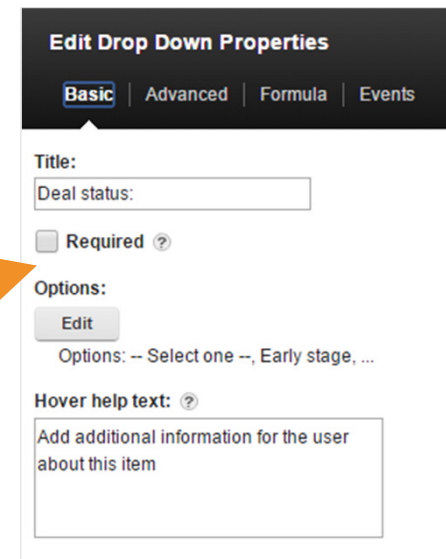
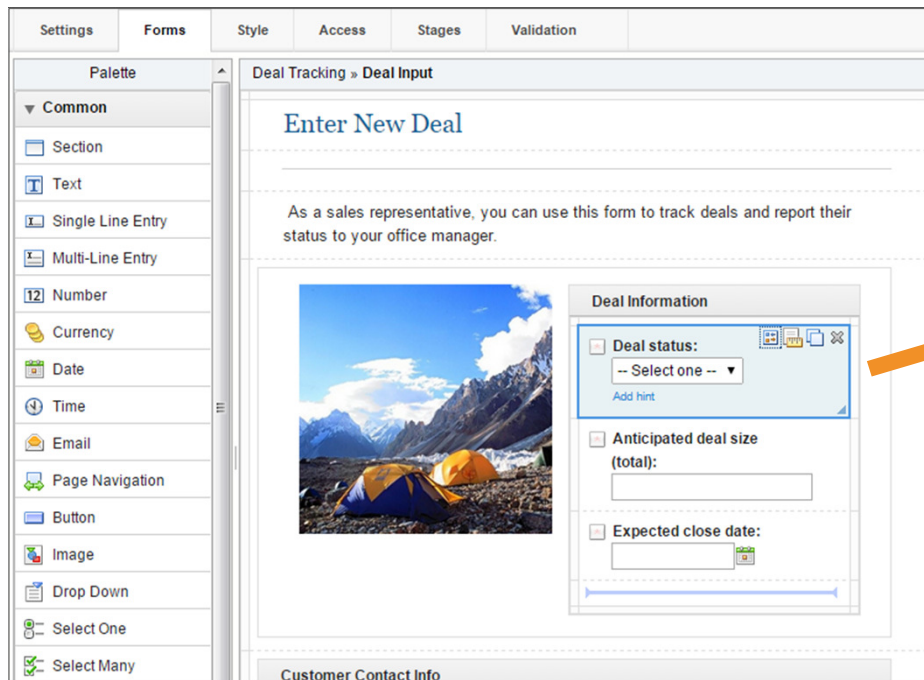
Report and Analyze



Designing forms is easy

Drag widgets onto the canvas

Set their properties



FEB Examples



What's Online for Patients and Families?



Children's Online provides you with the essential tools to manage your child's care when you aren't at the hospital. Learn how you can use this tool for your family.

Technical Help
If you have trouble registering or signing in, call our service desk at 1-866-499-2742 during normal business hours.

Sign in

Welcome back. All registered users sign in here.

User Name [Forgot User Name](#)

Password [Forgot Password](#)

Remember me on this computer. (Not recommended for public computers)

[Sign in](#)

By signing in, you agree with the [Terms & Conditions of Use](#) of this website.

Changing your password? [Password Reset](#)

New to this site?

Sign up now for access to patient's medical records.

• **Patients and Families** [Click here](#)

• **Providers** [Click here](#)

• **Children's Employees**

Children's Employees do not need to register. Enter your computer user name and password on the left to sign in.

FICA Refund Questions

Former Children's Medical Center Medical Residents IRS FICA refund inquiries.

[Learn Now](#)

New Patient

Prepare Getting Here Diet Record

We Are Available

Food Allergy Diet Record

This Diet Record is for the patient and all fields should be completed about the patient. Parents, please note: If you have more than one child for which you wish to complete a Diet Record, you must submit the Diet Record for the first child before beginning the next one.

Initial Patient Info

Patient Name Today's Date

Birth Date Age

* Form filled out by: Is your child on formula?

On the days recorded your child's appetite was:
 Better Than Usual
 Usual
 --

Blue of Tennessee

Check-in

Please check-in with us to begin your journey

Check-in if you wish to speak with our Insurance Advisors or licensed insurance agents. Please note: Checking in is optional but it does hold your place in line.

First Name

Last Name

Date of Birth: Month Day Year Zip Code

Email Phone () -

Reason for Visit

How did you hear about us?

Are you currently a BlueCross BlueShield of Tennessee member? Yes No

Do you have an appointment? Yes No

BlueCross BlueShield of Tennessee may follow up with me via phone or email after my visit today.

[CHECK-IN](#) [SKIP](#)



Member Exigent Non-Formulary Pharmacy Request Form

This form is only used for Small and Individual Group Commercial Members who are requesting a formulary exception under exigent circumstances. An exigent circumstance is defined as when a member is suffering from a health condition that may seriously jeopardize the member's life, health, or ability to regain maximum function OR when a member is undergoing a current course of treatment using a non-formulary drug.

Before submitting this request:

1. Is this an exigent circumstance?
2. Based on the current Tufts Health Plan formulary, is the requested medication non-formulary?
3. In addition to this form, a statement that includes the following should be submitted by your prescribing physician:
 - a. Documentation that an exigency exists and the basis of the exigency AND
 - b. Justification supporting the need for the non-formulary drug to treat the enrollee's condition, including a statement that all covered formulary drugs on any tier will be or have been ineffective, would not be as effective as the non-formulary drug, or would have adverse events.

Please have your prescribing physician contact Tufts Health Plan Provider Services at 888-884-2404 with this information.

Member Information

* Name: * Member Id: (e.g. 123456789 01 or 123456789)

* Date of Birth: (MM/DD/YYYY) * Diagnosis:

Prescriber Information

* Name: * Phone:

* NPI: * Fax:

Requested Drug

* Name and strength

Web Application Bridge (WAB)

Facilitates “low-cost”, “at the glass” integration of existing Web applications

WAB leverages a **reverse proxy** to integrate web-based content providers within WebSphere Portal solutions



Thank You / Questions

