

Financial Consolidation - Optimising the accounting close

Mark Moss

Presales Consultant

Financial Performance Management Solutions

UK

Cognos.
software

Agenda

- Introduction
- Challenges
- Technological and practical solutions
- Additional information



Customer challenge #1: Length of time to close

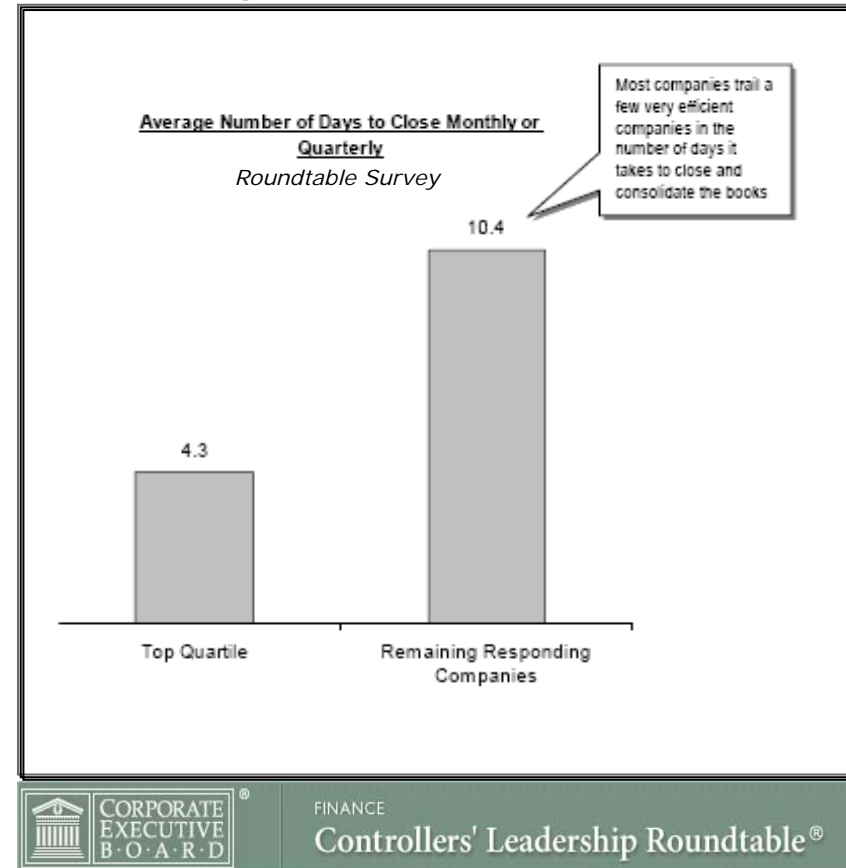


Controller

Top Concerns:

- Direct correlation between time to close and availability of results
- Extended time to close compresses other activities in the close cycle: e.g review and audit, report preparation
- Extended close may mask other deficiencies
- Best in class organizations target completed close cycles in 6 days

Length of time to close.



Customer challenge #2: Ensuring financial data quality & accuracy

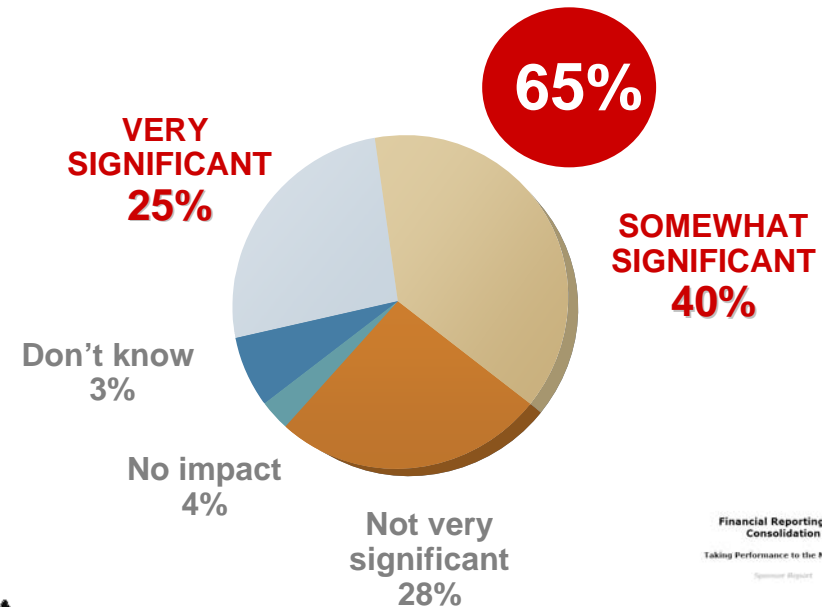


Controller

Top Concerns:

- Possibility of misstatement
- Direct correlation with data collection and reconciliation errors
- Transaction and balance accuracy – AR/AP/GL – for close cycle and performance measurement
- Audit and compliance issues and internal control failures

Do you have concerns issues regarding financial data quality & accuracy in your close process



Asked of 300 senior finance and IT executives



Customer challenge #3: Supporting performance management

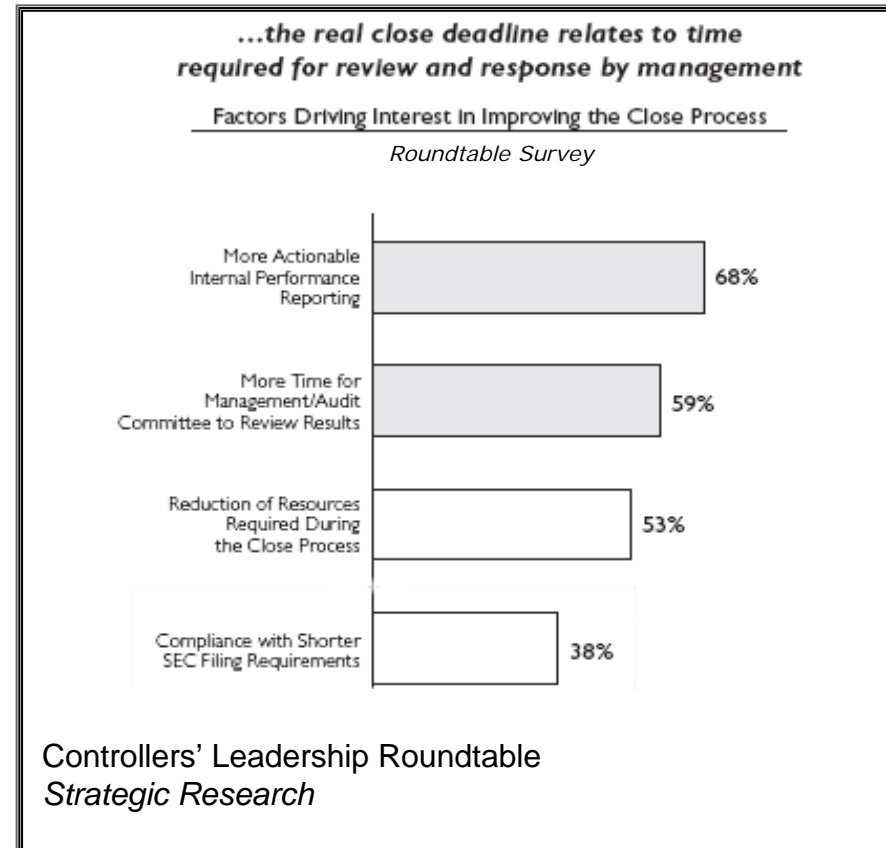


Controller

Top Concerns:

- Delivering *timely and accurate* financial reports to business stakeholders, managers and executives
- Ensuring financial results are centralized, auditable and certified
- Providing time for review and adjustment
- Delivering fully documented financial statements to internal and external stakeholders

Actionable performance management




FINANCE

Controllers' Leadership Roundtable®

Asked of senior finance and IT leadership

Cognos.
software

Activities during the close process

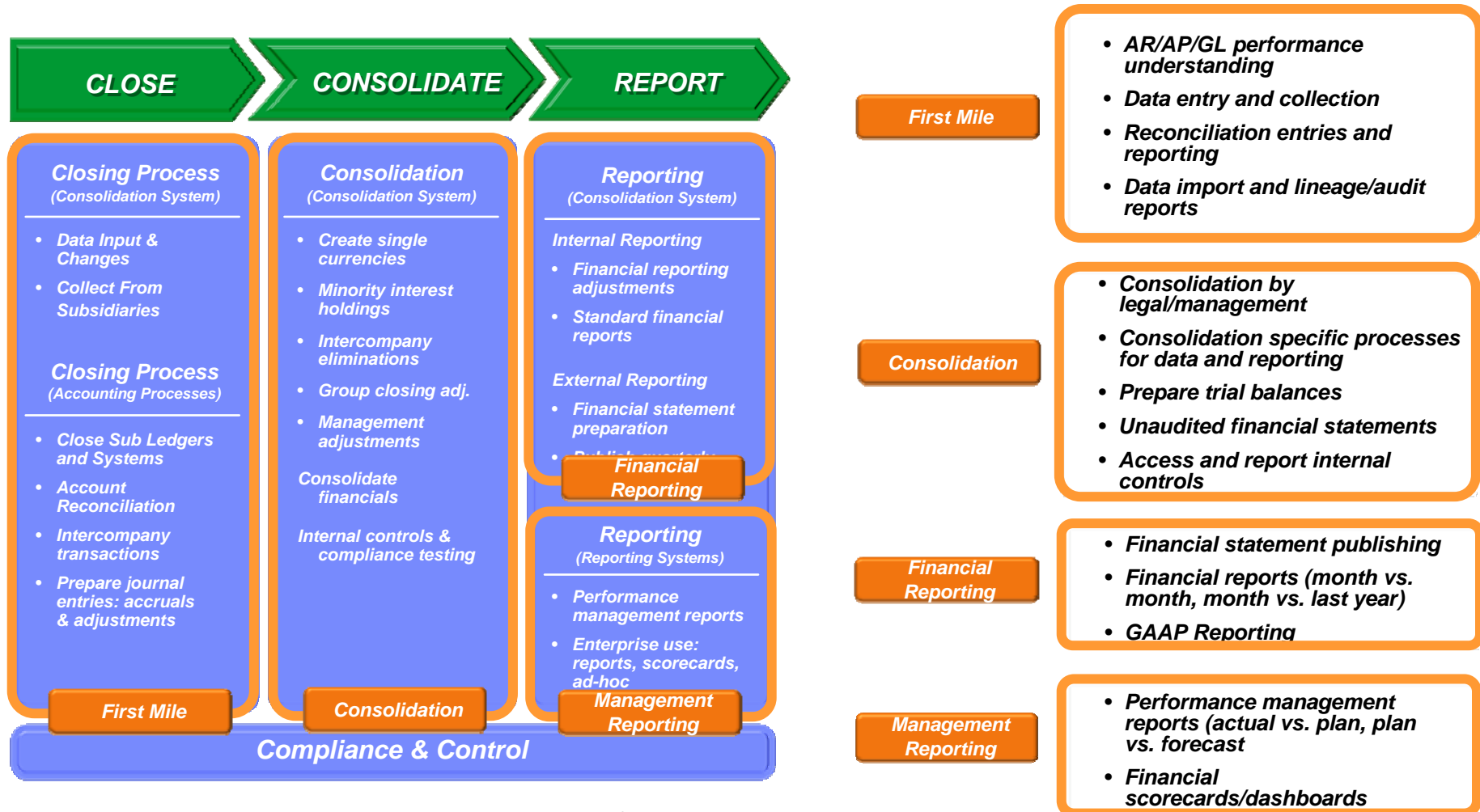


Where IBM can help:

- Data capture
- Metadata management
- Mapping tables
- Controlled environment
- Delivering the financial information



Financial consolidation & corporate reporting



Financial consolidation is the management of the process, data and accounting rules to deliver certified, accurate, and auditable financial results & financial statements

Data capture:



- Multiple data sources
- Data quality
- System driven validations
- Controlled journal adjustments
- Intercompany
- Narrative reporting

Metadata management:



- **Consistent coding.**
- **Consistent exchange rates**
- **Consistent period structures**
- **Mapping tables.**
- **Audit trail of changes.**

Controlled environment:



- **Efficiency**
- **Collaboration**
- **Security**
- **Audit**
- **Management and Statutory reporting share same platform.**
- **Access/release of data to stakeholders**

Delivering financial information:




- **Users interface is intuitive and consistent**
- **Data complexity is hidden from user**
- **Leverages all financial data sources: financial consolidation, planning, ERP, GL, etc.**
- **One product for all capabilities; related content only one-click away**
- **Self-service reporting and analysis speeds information access**
- **Single source of information for consistent experience**

Transformation Through Innovation


Blueprint Philosophy

- Elevate process improvement and transformation options
- Link process, technology and internal controls
- Provide best practices from world class partners



Group Consolidation and Reporting Blueprint

Pre-configured template and reports for delivering IFRS and Group reports.



NEW Group Consolidation and Internal Control *

*Pre-configured template and reports for delivering Internal Controls based on **Deloitte's** knowledgebase.*



NEW XBRL Semansys Blueprint *

A model to deliver XBRL reports.

* Available 2009



Additional information:

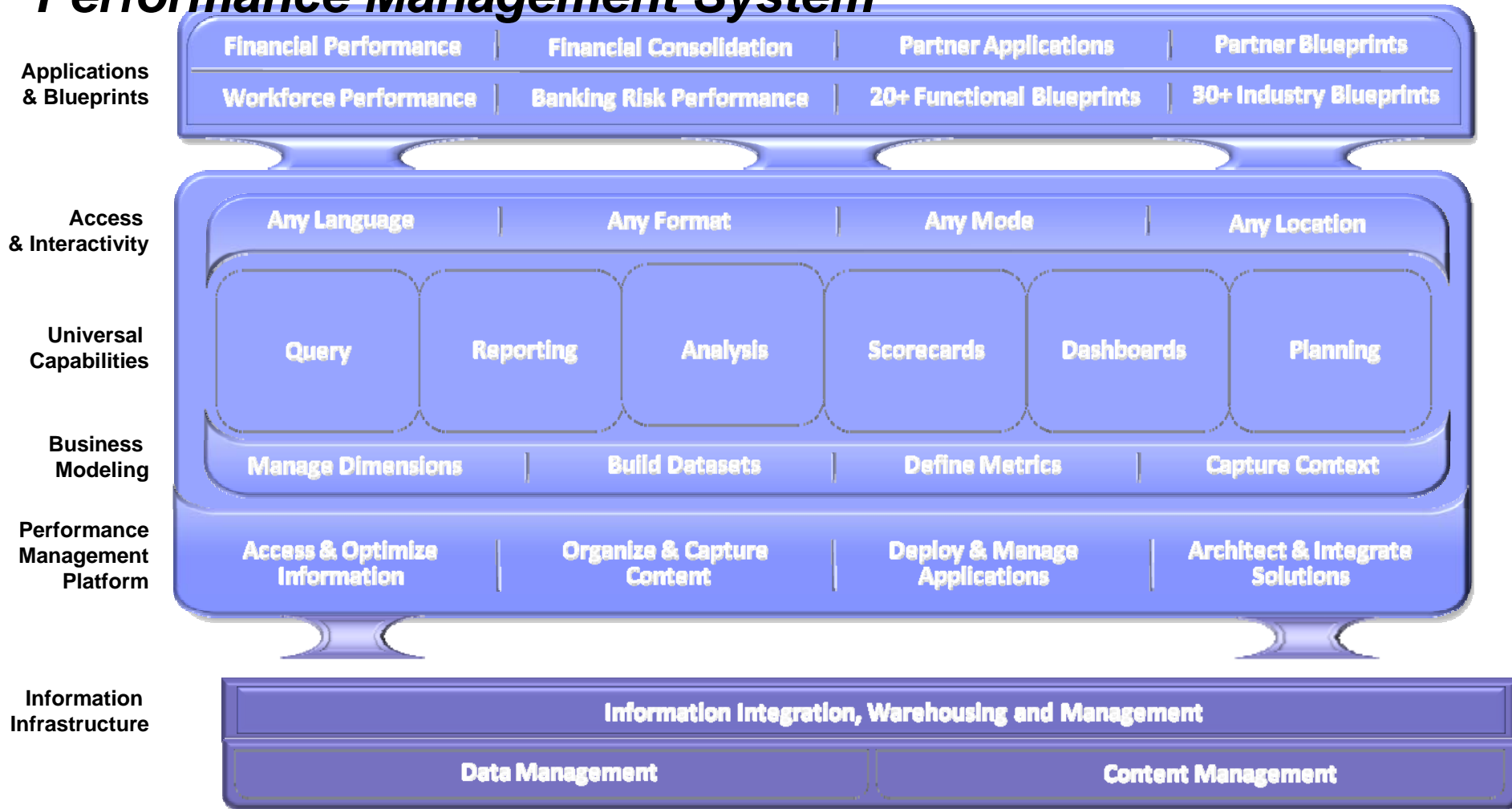
- Check out web communities:
PWC, Deloitte, IBM, Innovation Center, FPM Resource Center.
Controllers Customary Advisory Board, FSN Newswire.
- Join IBM Cognos Controller Community (Bi monthly team calls)
send an e-mail to delbert.krause@ca.ibm.com.
Opportunity management updates and information.
Introduction to new blueprints and product releases.

**Mark Moss**Email: Mark.Moss@uk.ibm.com

Phone: 07917 248544

Cognos.
software

IBM Cognos Performance Management System



Balance Sheet - Compiled

Globe Enterprise Parent

Currency: EUR

	Detail form	0612 Actual	0512 Actual
Intangible Assets	06IA	90,600	99,600
Tangible assets	07FA	605,240	598,420
Other investments - NBV	07FA		
Investments in subsidiaries - Cost		142,000,000	142,000,000
Investments in subsidiaries			
Investments in subsidiaries			
Investments Equity share			
Fixed assets			
Total stocks			
Deferred Tax assets			
Total debtors third			
Trade Group			
Other debtors - Intercompany			
Offset acquisition			
Offset IC BS			
Cash & Bank			
Current assets			
TOTAL ASSETS			
Share capital			
Share premium			
Capital reserves			


Popup Comment

Period: 0512 Actuality: AC
Company: 10100 (EUR) Globe Enterprise Parent
Account: 140540 Investments in subsidiaries - C

Comment

Example of Comment field with attached document
Additional detail can be entered as text

Attached Documents:



Balance Sheet-Compiled

Globe Enterprise Parent

Currency: EUR

Detail
form

0612
Actual

0512
Actual

Variance
abs.

Variance
%

169910 Trade Group

169960 Other debtors - Intercompany

170000 Offset acquisition

183,658

124,950

58,708

46.99%

Intercompany Details

Period: 0512 Actuality: AC

Company: 10100 (EUR) Globe Enterprise Parent

Account: 169960 Other debtors - Intercompany

Company	Name	Trans. Curr.	Trans. Amount	Local amount	Misc. Data	CC Trans. Amou	CC amount	CC Local c	Difference
20400 ...	Globe UK	EUR	87,250	87,250		87,250	57,975	GBP	-2,024
30100	Globe Belgium	EUR	17,547	17,547		17,547	17,547	EUR	73,689
30700	Globe Sweden	SEK	187,427	20,153		187,000	187,000	SEK	-119,902
31000	Globe France	EUR				19,999	19,999	EUR	-19,999

Total: 124,950.000

Reports - Company Journals Across (Preview)

Company: 1111 England

Form: IS1 Income Statement CFO

Closing Version: ALL ALL

Currency: GBP

Period: 0601 Actual

Markets: Total

Regions: Total

Dim 3: Total

Dim 4: Total

		Reported	AT Audit Adjustments	IS IFRS Adjustments	MG Management	TX Tax Adjustments	Total
I1010	Sales	100,000				100	100,100
I1020	Intercompany sales	21,000					21,000
I1100	Total sales	21,000				100	121,100
I2010	Cost of goods sold	32,000			490	100	-61,410
I2900	Gross profit	59,000			490	200	59,690
I3010	Other operating income	10,000					10,000
I3050	Distribution costs	-6,750					-6,750
I3051	Admin expenses	50,000		-230	280		-49,950
I3052	Other operating expenses	31,000	-2,000	230	311		-32,459
I3500	Profit from operations	18,750	-2,000	0	1,081	200	-19,469
I3610	Finance cost	-9,000		190	-311		-9,121
I3620	Income from associates	20,000	-2,000	190	280		18,470
I3900	Profit before tax	-7,750	-4,000	380	1,050	200	-10,120
I4010	Tax	37,000		-1,000	-490		-108,490
I4100	Profit after tax	14,750	-4,000	-620	560	200	-118,610
I4120	Minority Interest	-600		1,000			400
I8000	NET PROFIT	15,350	-4,000	380	560	200	-118,210

Method 1		Method ▲	Name - Group	
Act		B	Closing Rate	
Act		M	Average Rate	
		D	Period Average Rate	
Per		N	Number (statistical)	
		E	Fixed Historical Rate/Closing Rate	
		F	Fixed Historical Rate / Average Rate	
		G	Fixed Historical Rate/ Period Average Rate	
Curr		K	Last Year-end Closing Rate	
CHF		L	Last year-end average rate	1.000000
		I	Opening Balance Rate, Account	
DKK		C	Copy of Opening Balance, Account	0.000000
FIM		O	Difference Between Closing Rate and Used Rate, for	0.000000
		P	Difference between average rate and used rate, for	
GBP		U	Closing rate, copy Value from specification if it exist	1.000000
HKD		V	Average rate, copy Value from specification if it exists	0.000000
NOK		Z	Period average rate, copy Value from specification	0.000000
		X	Always Copy Value From Specification	
SEK		A	Diff btw closing/average rates and converted amount. For specification	0.000000
SGD		A2	Diff btw closing/average rates and converted amount. For integrated accounts.	1.000000
USD		A3	Diff btw closing/average rates and converted amount. For main form.	1.000000

Edit Lookup Table




Lookup Table: ...

Descriptions:

GL Mapping for 1203

From	Description	To	Description
GL101099	Sales - Trade	1000	1000 Turnover
GL101100	Sales - Retail	1000	1000 Turnover
GL101101	Sales - Online	1000	1000 Turnover
GL101102	Direct Costs	1499	1499 Cost of sales
GL101103	Profit Gross	1999	1999 Gross profit
GL101104	Wages	2100	2100 Salaries & wages
GL101105	Overtime	2150	2150 Overtime
GL101106	Taxation	2200	2200 Social taxes
GL101107	Pension Fees	2300	2300 Pension
GL101108	Additional Benefits	2400	2400 Benefits
GL101109	Staff Training	2499	2499 Staff costs
GL101110	Agency staff	2600	2600 Agency staff
GL101111	Training	2700	2700 Training
GL101112	Staff-related costs	2999	2999 Staff-related costs
GL101113	Travel	3100	3100 Travel
GL101114	Subsistence	3110	3110 Subsistence

Vertical toolbar with a close button (X) at the top, a scroll bar in the middle, and a dropdown arrow at the bottom.





Group Status



Currency Conversion



Reports - Currency Conversion



Reconcile - Intercompany Balances



Intercompany Eliminations



Reconcile - Intercompany Profit



Automatic Journals - Intercompany Profit



Acquisition Calculations



Reports - Acquisition Calculations



Reports - Trial Balance with Drilldown



Data Entry - Group Journals



Reports - Journals

