


Business Process Management IBM Business Process Manager V8.0

Process center – Compare and copy

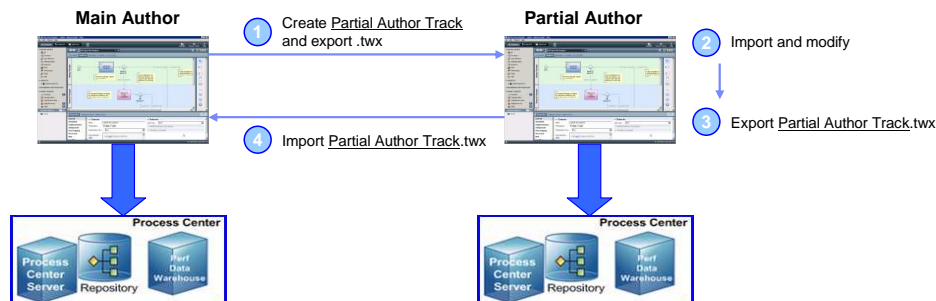


© 2012 IBM Corporation

This presentation provides an overview of the compare and copy feature.

Introduction

- Work with tracks prior IBM BPM V8



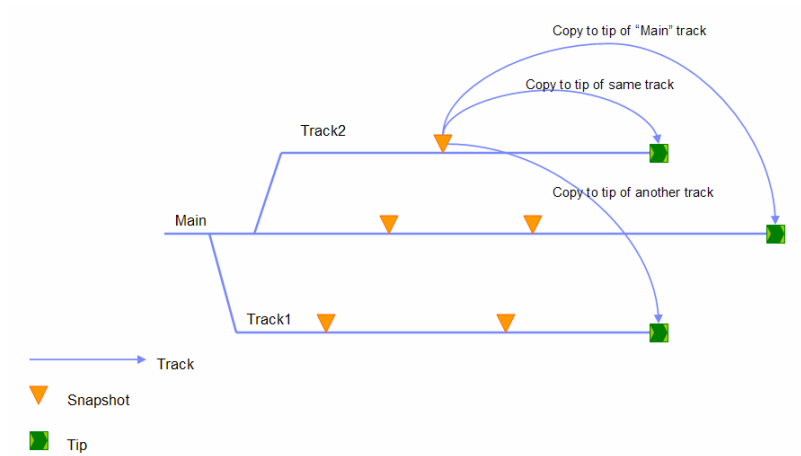
- Users work on tracks in parallel.
 - The new changes are stuck in the Partial Author Track.
 - The tracks are isolated.
- This new Copy feature fixes that by allowing assets to be copied from one snapshot in track to the tip of another track

In an organizational working environment, people typically work on separate features to the process application or the toolkit. Shown here is a common collaboration scenario in IBM BPM releases prior version 8.0.

A business user creates a process application or a toolkit in the main track. He creates an additional track, say track1, exports it and hands it over to someone that works in another repository context. This Partial Author imports track1 and makes some changes. Then he creates a snapshot, exports it and hands it back to the original user. The user imports it and bring the changes into the track1. One limitation is that you can't take the changes and bring them into main track. The new copy feature solves this problem, and makes the tracks more useful. It allows copying assets from any snapshot in track to the tip of another track.

Copy changes

- Copy from any snapshot to any track tip



3

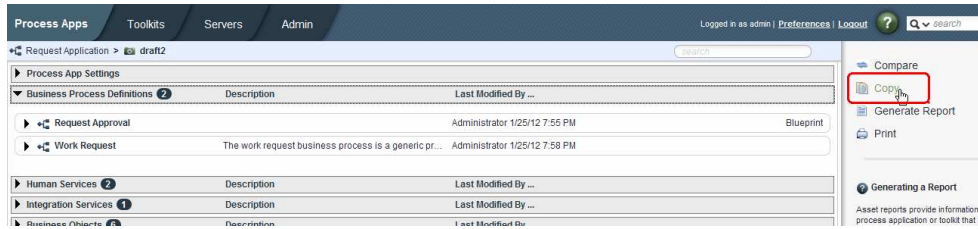
IBM Business Process Manager V8.0 – Compare and copy

© 2012 IBM Corporation

With the copy feature, you can copy items and their dependencies from a snapshot to the main tip, copy items and their dependencies from a snapshot to the same track tip and copy items and their dependencies from a snapshot to another track tip.

Copy

- Copy feature in Process Documentation view



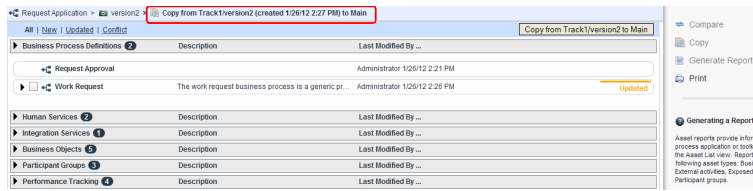
- Choose a track



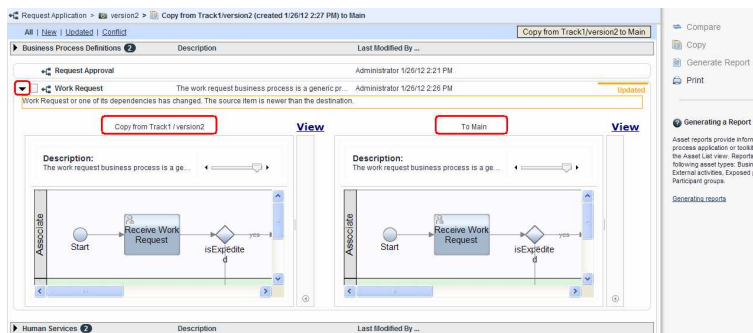
The Copy feature is available in the Process Documentation view of a snapshot. If you are in the tip, the Copy is disabled. Once you click Copy on the right panel, the “Snapshot Copy” dialog lets you choose the track you want to copy to.

Asset list view

- Copy asset list includes New/Updated/Conflict and no changed assets



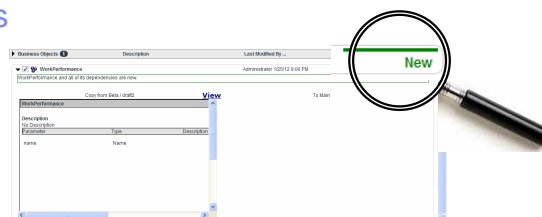
- Side by side detailed view



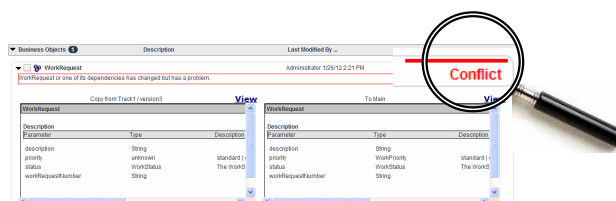
You now see an asset list view. The source snapshot assets are displayed as New, Updated, and Conflict in comparison with the assets in destination track. Those assets that exist in both source and target, but without changes are also listed. Filters are available for New, Updated, and Conflict on the top left side of the asset list view. One of the exciting features here is the side by side view. Click the twisty icon on the left side of the asset, you get a detailed view side by side. For Business process definitions, human services, the views include the diagrams. Left side is the content from the source snapshot and right side is from the target track tip. One thing to note is that not every asset in the updated list might have been modified. For example, if you just changed a business object and if that business object is referenced in the BPD, not only is the business object listed as updated but also the BPD. So whoever is doing the copy needs to be made aware of the changes so they can make an informed choice when making the copy. Just looking at the graphical editor might not reveal all the changes made.

Categorize assets

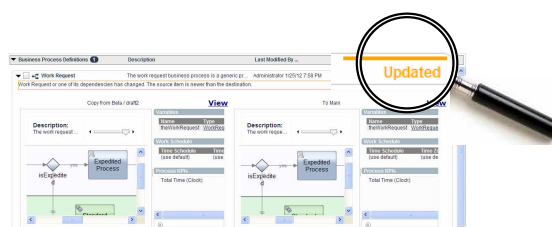
- New



- Conflict



- Updated



6

IBM Business Process Manager V8.0 – Compare and copy

© 2012 IBM Corporation

Assets are marked as New if the asset only exists in the source snapshot and all its dependencies don't exist in target track tip or they do exist with the same version.

Assets are marked as in Conflict state if the asset in both source snapshot and target track tip has one or more conflict dependencies, for example, same dependencies but point to different snapshots. The asset in source snapshot cannot be resolved, for example, deleted in source.

Assets are marked as in Updated state if asset exists in both source snapshot and target track tip and they are the same version, but at least one of its dependencies is updated in target tip. Asset exists in both source and target, but they are different versions. Asset only exists in source snapshot, but one of its dependencies is updated in target track tip.

No change assets are those that exist in both source and target with same version, and all their dependencies are present and of the same version. No change assets are listed for reference only. There is no need to copy them.

Copy

Request Application > draft2 > Copy from Beta/draft2 (created 1/25/12 8:00 PM) to Main

All | New | Updated | Conflict

Business Process Definitions	Description	Last Modified By ...
<input type="checkbox"/> Request Approval		Administrator 1/25/12 7:55 PM
<input checked="" type="checkbox"/> Work Request	The work request business process is a generic pr...	Administrator 1/25/12 7:58 PM
Human Services	Description	Last Modified By ...
Integration Services	Description	Last Modified By ...
Business Objects	Description	Last Modified By ...
Participant Groups	Description	Last Modified By ...
Performance Tracking	Description	Last Modified By ...

[Copy from Beta/draft2 to Main]

Select assets to copy

Click "Copy from source to destination"

Confirm copy items and dependencies before actual copy

Copy Items from Beta/draft2 to Main

Items and dependencies to be copied

Items in this list and checked dependencies will be copied. Unchecked items will not be copied and will result in broken references.

- Evaluate
- WorkPerformance
- Work Request
 - Evaluate ()

Copy

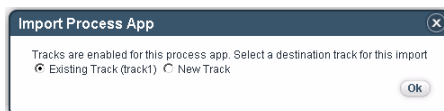
7 IBM Business Process Manager V8.0 – Compare and copy © 2012 IBM Corporation

Once you review all the changed assets, choose the assets you want to copy and click “Copy from source to destination” button on the top right corner of the list.

A confirmation window opens. It lists all copy items and dependencies. All the dependencies in the source snapshot by default are in the copy list. Remember, you are doing a copy and not a merge.

Import .twx into track with options

- Import to existing track (original track)



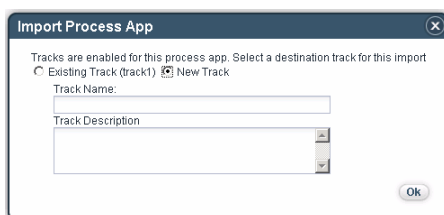
Import Process App

Tracks are enabled for this process app. Select a destination track for this import

Existing Track (track1) New Track

Ok

- Import into a new track



Import Process App

Tracks are enabled for this process app. Select a destination track for this import

Existing Track (track1) New Track

Track Name:

Track Description:

Ok

Now in version 8, you can import a twx file with two options: import to existing track (original track) or import into a new track. When importing into the existing track, in this example, the BPD version ID is checked against the original track. If it exists, it won't be re-created. After import, you can copy it to the tip of main track or other tracks.

Summary

- Compare and copy
 - How to copy the changes in a track snapshot to the tip of another track or main track are covered
 - Limitations of the compare and
 - How to import the process application into the same track or new track

In this presentation you were provided information about compare and copy feature in Business Process Manager version 8. Details on how you can bring changes from one snapshot in a track to a tip of other tracks is covered in this presentation.



Feedback

Your feedback is valuable

You can help improve the quality of IBM Education Assistant content to better meet your needs by providing feedback.

- Did you find this module useful?
- Did it help you solve a problem or answer a question?
- Do you have suggestions for improvements?

Click to send email feedback:

[mailto:iea@us.ibm.com?subject=Feedback about BPM80 Lifecycle CompareCopy.ppt](mailto:iea@us.ibm.com?subject=Feedback%20about%20BPM80%20Lifecycle%20CompareCopy.ppt)

This module is also available in PDF format at: [../BPM80_Lifecycle_CompareCopy.pdf](..../BPM80_Lifecycle_CompareCopy.pdf)

You can help improve the quality of IBM Education Assistant content by providing feedback.



Trademarks, disclaimer, and copyright information

IBM, the IBM logo, and ibm.com are trademarks or registered trademarks of International Business Machines Corp., registered in many jurisdictions worldwide. Other product and service names might be trademarks of IBM or other companies. A current list of other IBM trademarks is available on the web at "[Copyright and trademark information](http://www.ibm.com/legal/copytrade.shtml)" at <http://www.ibm.com/legal/copytrade.shtml>

THE INFORMATION CONTAINED IN THIS PRESENTATION IS PROVIDED FOR INFORMATIONAL PURPOSES ONLY. WHILE EFFORTS WERE MADE TO VERIFY THE COMPLETENESS AND ACCURACY OF THE INFORMATION CONTAINED IN THIS PRESENTATION, IT IS PROVIDED "AS IS" WITHOUT WARRANTY OF ANY KIND, EXPRESS OR IMPLIED. IN ADDITION, THIS INFORMATION IS BASED ON IBM'S CURRENT PRODUCT PLANS AND STRATEGY, WHICH ARE SUBJECT TO CHANGE BY IBM WITHOUT NOTICE. IBM SHALL NOT BE RESPONSIBLE FOR ANY DAMAGES ARISING OUT OF THE USE OF, OR OTHERWISE RELATED TO, THIS PRESENTATION OR ANY OTHER DOCUMENTATION. NOTHING CONTAINED IN THIS PRESENTATION IS INTENDED TO, NOR SHALL HAVE THE EFFECT OF, CREATING ANY WARRANTIES OR REPRESENTATIONS FROM IBM (OR ITS SUPPLIERS OR LICENSORS), OR ALTERING THE TERMS AND CONDITIONS OF ANY AGREEMENT OR LICENSE GOVERNING THE USE OF IBM PRODUCTS OR SOFTWARE.

© Copyright International Business Machines Corporation 2012. All rights reserved.