



IBM Software Group

# **WebSphere® Process Server V6** **WebSphere Integration Developer V6**

*WebSphere Integration Developer overview*



@business on demand.

© 2008 IBM Corporation  
Updated January 17, 2008

This presentation will provide an Overview of WebSphere Integration Developer version 6

## Goals

- Introduce WebSphere Integration Developer
  - ▶ Provide product description and platform architecture
  - ▶ Cover concepts and Integration Developer basics
  - ▶ Introduce welcome page and main editors

The goals of this presentation are to introduce the WebSphere Integration Developer product and features. This presentation will provide a product description and lay out the platform architecture to level-set where Integration Developer is in the WebSphere and Rational development environment hierarchy. This presentation will also familiarize you with concepts, Integration Developer basics, the welcome page, and main editors in order to improve first time use.

IBM Software Group 

**Section**

***Overview***



WebSphere Integration Developer overview 3 © 2008 IBM Corporation

This section will provide an overview of WebSphere Integration Developer.

## Product description

- Development environment for building integrated applications based on a service oriented architecture (SOA)
- Authoring tool for WebSphere Process Server
- Application development is based upon the service component architecture (SCA)
- Tools are aimed at helping decouple business logic from implementation details



WebSphere Integration Developer version 6 is the development environment for building integrated business applications targeted for WebSphere Process Server. WebSphere Process Server is the next generation business process integration server that provides an application framework for building and running applications based upon a service oriented architecture (SOA). SOA support in WebSphere Process Server is based on a new programming model referred to as Service Component Architecture (SCA). One of the primary purposes of WebSphere Integration Developer is to provide the appropriate tools to easily build and test SCA-based applications targeted for WebSphere Process Server. Both SCA and the tools support for SCA are aimed at helping developers decouple business logic from implementation details.

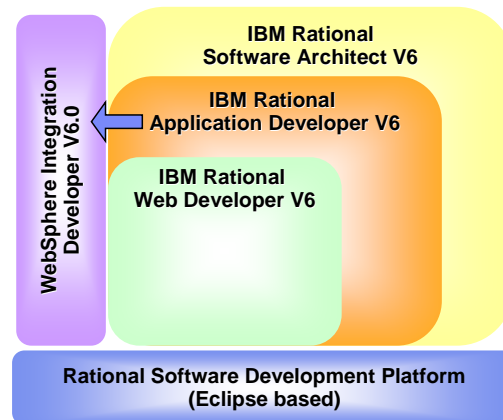
## Platform architecture

- Rational® Software Development Platform

- ▶ Based on Eclipse
- ▶ Contains common components for IBM Eclipse-based products
- ▶ Installed once per system
  - Only plug-ins for the new product are installed thereafter

- WebSphere Integration Developer

- ▶ Builds on top of Rational Application Developer
  - Minus Crystal reports, RUP®, and EGL plug-ins



5

WebSphere Integration Developer overview

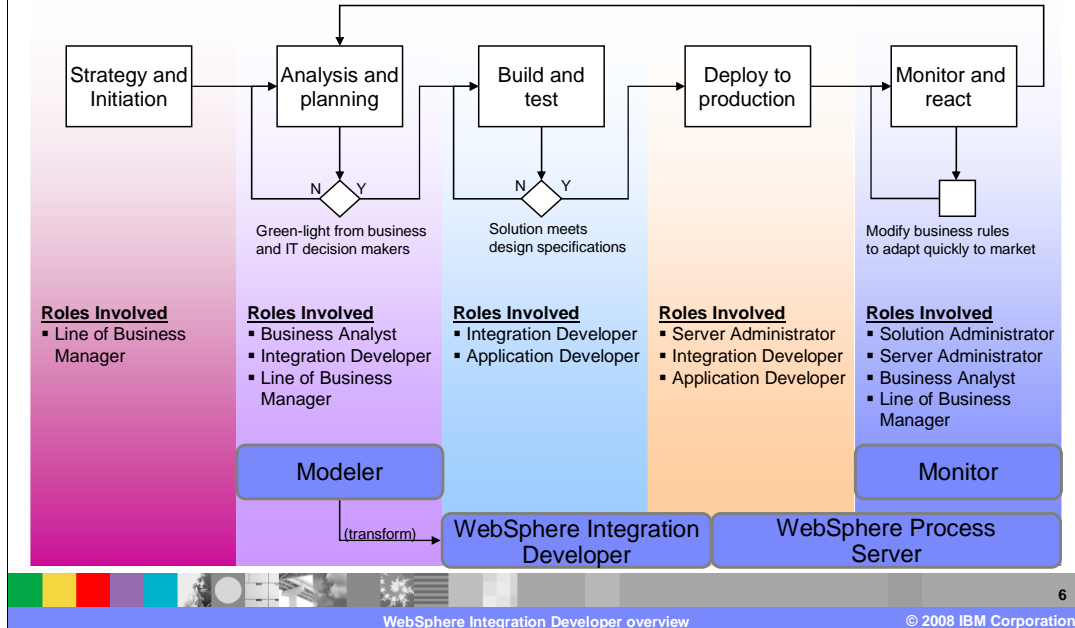
© 2008 IBM Corporation

As this graphic shows, WebSphere Integration Developer is built on the Rational Software Development Platform. Rational Software Development Platform is based on Eclipse technology, and each IBM product built on this platform will co-exist and share plug-ins with other Rational Software Development Platform-based products. Rational Software Development Platform is installed once per system with the first product that is installed. As other products built on this platform are installed on the system, only the necessary plug-ins are installed.

WebSphere Integration Developer is based upon the core IBM Rational Application Developer product. However, it is important to note that there are several features that are not included in the core IBM Rational Application Developer product that is part of WebSphere Integration Developer. Specifically, these features are not included: Crystal Reports, Rational Unified Process (RUP), and Enterprise Generation Language (EGL). Because WebSphere Integration Developer is based upon a subset of the full IBM Rational Application Developer version tools, advanced users that need the support listed above will require a full license for IBM Rational Application Developer.

Refer to the WebSphere Integration Developer installation guide for more information on WebSphere Integration Developer version coexistence with other Rational Software Development Platform-based products. This document can be accessed from the installation launchpad for WebSphere Integration Developer.

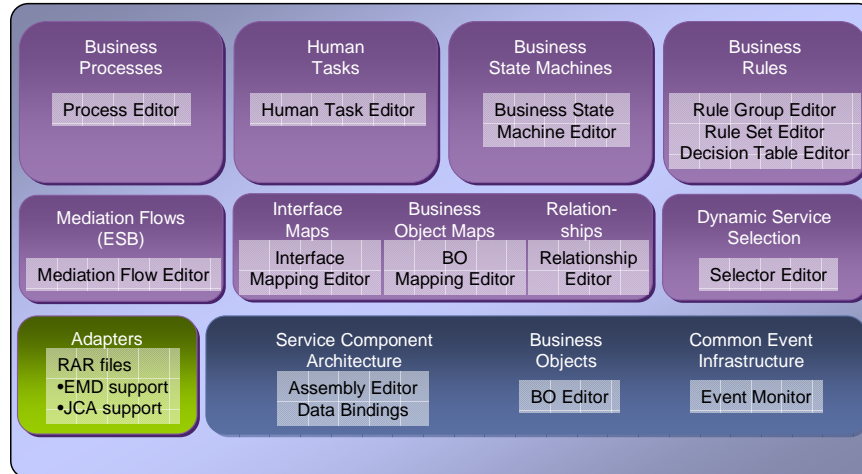
## Business integration roles



The diagram shown on this slide is provided to illustrate the development life cycle, roles, and product set involved with building an integrated business application. Of particular focus in this presentation is the roles involved in building, testing, and deploying applications using WebSphere Integration Developer. Specifically, the roles involved for these tasks include the Integration Developer and the Application Developer.

## Server component relationship

- Relationship of WebSphere Integration Developer editors to server components



Here is an updated “cake” chart with the WebSphere Integration Developer editors associated with each of their respective components. The adapters are shown as part of the server runtime at the SOA core level.

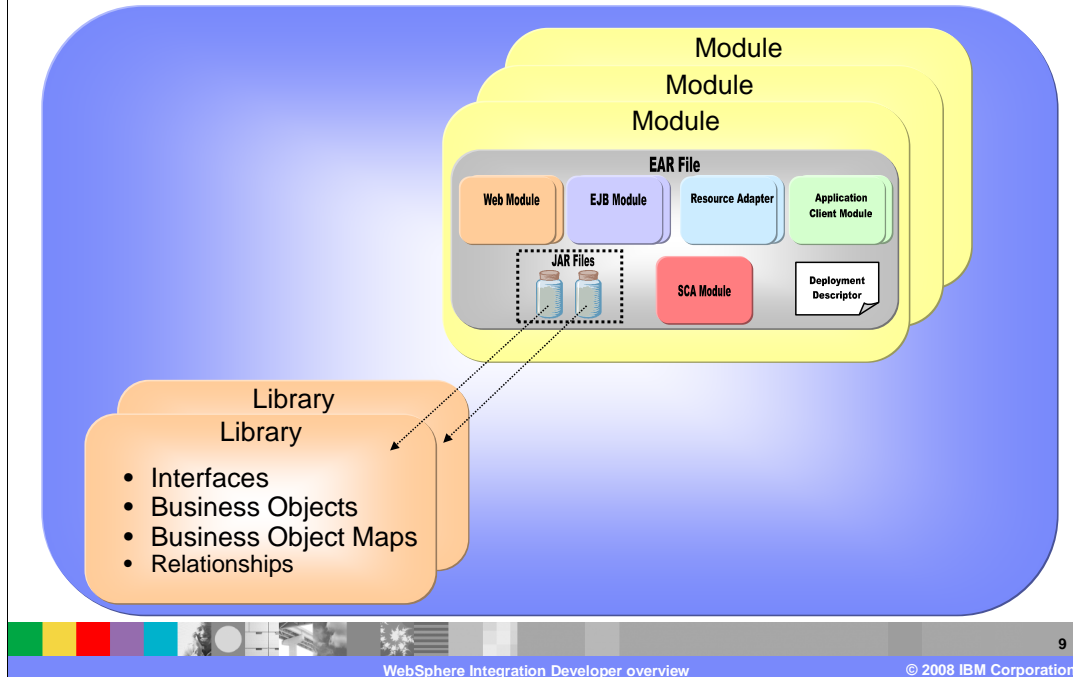
## Section

# *Concepts*

This section will provide a description of some important WebSphere Integration Developer concepts.



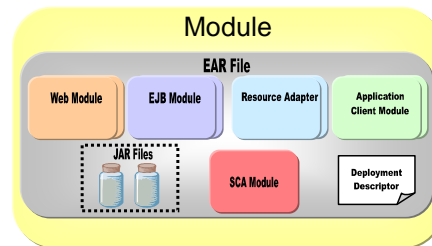
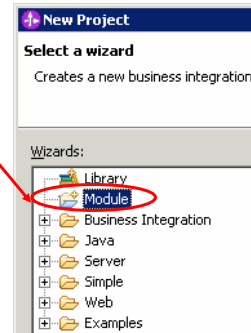
## Integration Developer: Concepts



There are two important project types when doing business integration development in WebSphere Integration Developer. A module project represents a basic unit of deployment, and encapsulates SCA resources (SCA Module), J2EE projects, Java projects, and dependant libraries. A Library project is also another type of business integration project. Unlike the module project, a library project is not a deployable unit. The library project holds artifacts that can be shared between multiple modules. It is important to note, however, that at runtime the Library is not shared. In this case, the library is deployed individually with the module that is dependent upon it.

## Module project

- Business Integration project type for developing SCA based applications
- Basic unit of deployment to the runtime environment
  - ▶ A module is packaged in an EAR file
- Contains these artifacts
  - ▶ SCA resources and module assembly
  - ▶ J2EE projects
  - ▶ Java™ projects
  - ▶ Dependent libraries
  - ▶ Other business integration artifacts
    - BPEL, interfaces, XSD, and so on...

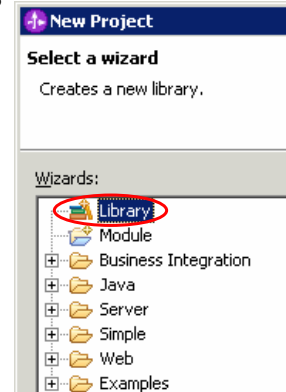


10

A module is a business integration project type for developing SCA based applications. A module is a basic unit of deployment to the WebSphere Process Server runtime environment, and as such, is packaged in an EAR file. The ear file contains all the SCA-based artifacts packaged in a JAR file, J2EE projects, such as Web and EJB modules, dependent Java projects, and any dependent Libraries packaged as JAR files. Also included in this project are other business integration artifacts that make up the overall application. This would include BPEL definitions, interface definitions, and XML Schema definitions.

## Library project

- Business Integration project type for storing artifacts shared between multiple modules
- Not a deployable unit
- Contains these artifacts
  - ▶ Interfaces
  - ▶ Business Objects
  - ▶ Business Object Maps
  - ▶ Relationships
  - ▶ Web services
- Can be added to the dependency list for a module from the dependency editor



11

A Library project is a business integration project type used for storing artifacts that are shared between multiple modules. Unlike a module project, a Library project is not a deployable unit to the WebSphere Process Server runtime environment. Another important difference between a Module and Library project is the type of artifacts that can be contained in each project type. Specifically, Library projects only contain interfaces, business objects and graphs, business object maps, and relationships. Library projects do not include other types of business integration resources such as SCA artifacts.

A Library project is created to store artifacts that are shared between module projects. If a module is dependent upon a particular Library project, that project must be added to the dependency list for the appropriate module using the dependency editor.

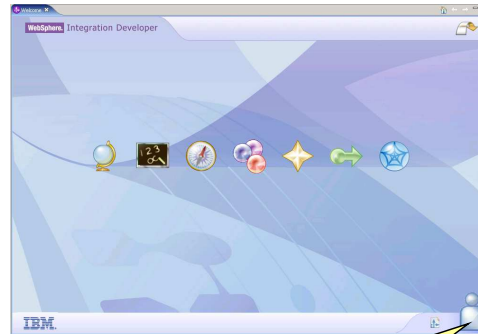
## Section

# *Integration Developer basics*

This section will provide an introduction to the basic WebSphere Integration Developer development environment.

## Getting started ...

- Welcome screen provides links to
  - ▶ Product overview, Cheat sheets, Tutorials, Samples, What's new, Migration information, Web resources
- Progressive disclosure
  - ▶ Hides product features based on developer role
  - ▶ Features are enabled when first accessed or through Preferences
  - ▶ Product features are only loaded when enabled



Product capabilities can be enabled or disabled with the enable role interface

One of the first things you will notice if you have not used a product based upon Eclipse 3, is the welcome screen that is shown when you start a new workspace. From this screen you can access information about the product overview, cheat sheets, tutorials, samples, new features, migration information, and Web resources. If you close the Welcome screen, you can always open it again by selecting Help > Welcome from the menu bar.

There is another new feature added in Eclipse 3 that is important to be aware of. This feature is referred to as progressive disclosure, though you can also hear it associated with the term "Capabilities". Progressive disclosure is a way to hide certain product features based upon your role. For example, if a user is not working on Web services development, it is possible to hide the associated wizards and tools by disabling the Web services development capabilities. Capabilities that are not enabled can be enabled either when the feature is first accessed, or by enabling the appropriate capability through the Preferences menu. You can find hidden features by selecting the "Show all wizards" check box. Capabilities can be found by selecting Window > Preferences, expand Workbench, select Capabilities, and check the appropriate capabilities that are needed. Note that capabilities are associated with a given workspace. It is important to be aware of progressive disclosure because it might be necessary for you to turn on certain capabilities in order to make sure that the features you typically use during your development activities are visible to you.

## Business integration perspective

The screenshot displays the Eclipse Platform interface in the Business Integration perspective. The main workspace is divided into several views:

- Business Integration view:** Located on the left, it shows a hierarchical tree of project elements including HelloWorld, Business Logic, Processes, State Machines, Rule Groups, Rules, Human Tasks, Selectors, Java, Component Impl, Data Types, Interfaces (with HelloWorldInterface selected), Mapping, Data Maps, Interface Maps, Relationships, and Roles.
- Physical Resources view:** Located at the top right, it displays physical resources.
- Servers view:** Located at the bottom right, it shows a list of servers.
- Properties view:** Located at the bottom right, it displays the properties of the selected HelloWorldInterface artifact. The table below shows the details:

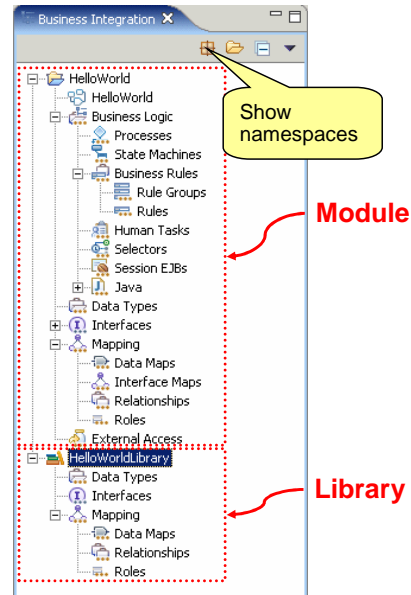
Property	Value
Artifact	
Name	HelloWorldInterface
Namespace	http://HelloWorld/HelloWorldInterface
Primary File	\\HelloWorld\\HelloWorldInterface.wsdl
Type	Interface

At the bottom of the slide, there is a footer with the text "WebSphere Integration Developer overview" and "© 2008 IBM Corporation". The slide number "14" is also present in the bottom right corner.

The primary perspective in WebSphere Integration Developer is the Business Integration perspective. The majority of your business integration work is done from this perspective and it is the default perspective when the product is launched. The screen capture on this slide shows the perspective and highlights several of the important views.

## Business integration view

- Primary view for managing and viewing business integration resources
- Provides logical grouping of resources
  - ▶ Artifacts not essential for business integration development are not visible
- Logical resources do not necessarily have a one-to-one relationship with a physical resource



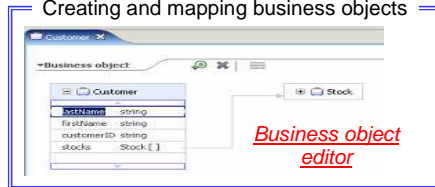
15

The primary view in the business integration perspective is the business integration view. This view is used to manage and view all business integration resources. The resources shown in this view provide a logical grouping of resources, and hides artifacts that are not essential for business integration development. It is important to note that this view only shows a logical representation of the resources in the workspace that are related to business integration work, and there is not a one-to-one relationship to physical resources on the file system.

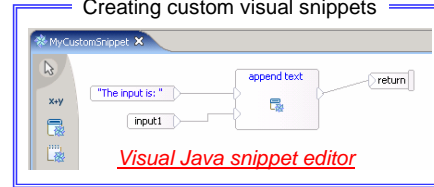
From the screen capture shown on this slide, notice that both Module and Library projects are visible from the Business Integration view. Also note that the types of resources that can be added to a Library project are a subset of those that can exist in a Module project.

## Features overview: visual tools

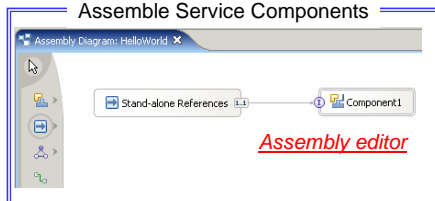
### Creating and mapping business objects



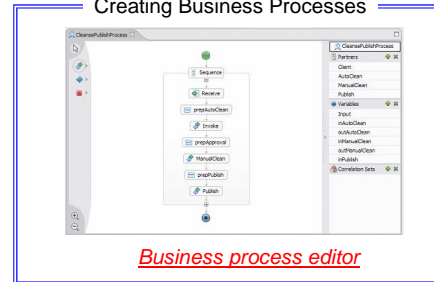
### Creating custom visual snippets



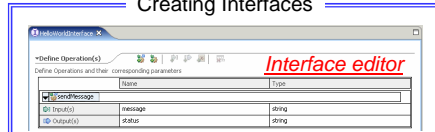
### Assemble Service Components



### Creating Business Processes



### Creating Interfaces



16

WebSphere Integration Developer overview

© 2008 IBM Corporation

The next two slides provide an overview of the primary features and associated visual tools found in WebSphere Integration Developer.

**Business Object Editor:** The business object editor is used to build and edit Business Objects and Business Graphs. This editor is described in the Business Object presentation.

**Assembly Editor:** The assembly editor is the primary editor for building and assembling SCA applications. This editor is described in the SCA presentation.

**Interface Editor:** The interface editor is used to build WSDL port-type interfaces used to define some SCA service components.

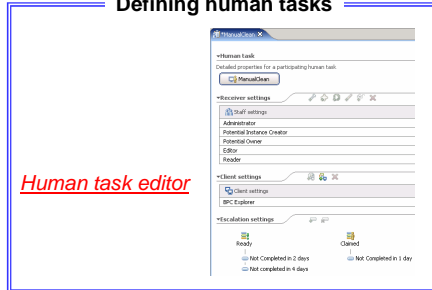
**Visual Java Snippet Editor:** This editor is used to compose custom snippets visually.

**Process Editor:** The process editor allows developers to visually create and manipulate business processes. This editor will be discussed in the Business Process Choreography presentation.



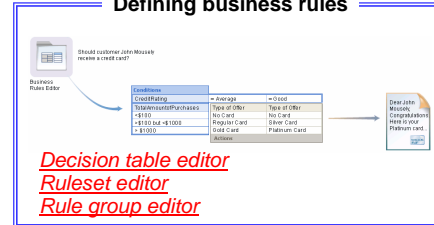
## Features overview: visual tools (continued)

### Defining human tasks



*Human task editor*

### Defining business rules

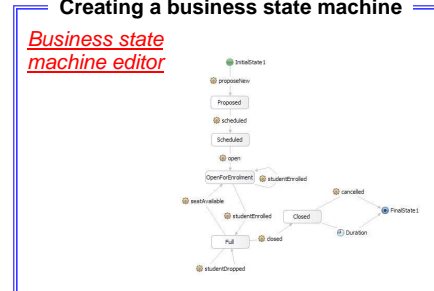


*Decision table editor*

*Ruleset editor*

*Rule group editor*

### Creating a business state machine



*Business state machine editor*

**Human Task Editor:** The Human Task editor allows developers to visually compose services that interact with human participants. This editor is described in the Human Task Manager presentation.

**Business State Machine Editor:** Allows developers the ability to visually build business state machines. This editor is described in the Business State Machine presentation.

**Business rules editors:** There are several editors associated with building business rules, including the Decision Table Editor, Ruleset Editor, and Rule Group editor.

## Section

# ***Summary and references***

This section will provide a summary and some references for this overview presentation of WebSphere Integration Developer

## Summary

- WebSphere Integration Developer is an
  - ▶ Authoring tool for building reusable SOA assets targeted for WebSphere Process Server
  - ▶ Integrated development environment to help developers build composite business applications

WebSphere Integration Developer version 6 is the authoring tool for building reusable SOA assets targeted for WebSphere Process Server. Specifically, the tools in WebSphere Integration Developer are designed for building SCA based applications.

## References

- Eclipse  
<http://www.eclipse.org/>
- IBM WebSphere Integration Developer  
<http://www.ibm.com/software/integration/wid/>
- IBM WebSphere Integration Developer Information Center  
<http://publib.boulder.ibm.com/infocenter/dmndhelp/v6rxmx/index.jsp>

For more information about the basis for WebSphere Integration Developer, the Eclipse project, visit the URLs shown here. For more information on WebSphere Integration Developer itself, see the product page at the listed address.

## Feedback

### Your feedback is valuable

You can help improve the quality of IBM Education Assistant content to better meet your needs by providing feedback.

- Did you find this module useful?
- Did it help you solve a problem or answer a question?
- Do you have suggestions for improvements?

Click to send e-mail feedback:

[mailto:iea@us.ibm.com?subject=Feedback\\_about\\_WPIv61\\_WIDOverview.ppt](mailto:iea@us.ibm.com?subject=Feedback_about_WPIv61_WIDOverview.ppt)

This module is also available in PDF format at: [..\\WPIv61\\_WIDOverview.pdf](..\\WPIv61_WIDOverview.pdf)



You can help improve the quality of IBM Education Assistant content by providing feedback.

## Trademarks, copyrights, and disclaimers

The following terms are trademarks or registered trademarks of International Business Machines Corporation in the United States, other countries, or both:

IBM Rational RUP WebSphere

Rational is a trademark of International Business Machines Corporation and Rational Software Corporation in the United States, Other Countries, or both.

J2EE, Java, and all Java-based trademarks are trademarks of Sun Microsystems, Inc. in the United States, other countries, or both.

Product data has been reviewed for accuracy as of the date of initial publication. Product data is subject to change without notice. This document could include technical inaccuracies or typographical errors. IBM may make improvements or changes in the products or programs described herein at any time without notice. Any statements regarding IBM's future direction and intent are subject to change or withdrawal without notice, and represent goals and objectives only. References in this document to IBM products, programs, or services does not imply that IBM intends to make such products, programs or services available in all countries in which IBM operates or does business. Any reference to an IBM Program Product in this document is not intended to state or imply that only that program product may be used. Any functionally equivalent program, that does not infringe IBM's intellectual property rights, may be used instead.

Information is provided "AS IS" without warranty of any kind. THE INFORMATION PROVIDED IN THIS DOCUMENT IS DISTRIBUTED "AS IS" WITHOUT ANY WARRANTY, EITHER EXPRESS OR IMPLIED. IBM EXPRESSLY DISCLAIMS ANY WARRANTIES OF MERCHANTABILITY, FITNESS FOR A PARTICULAR PURPOSE OR NONINFRINGEMENT. IBM shall have no responsibility to update this information. IBM products are warranted, if at all, according to the terms and conditions of the agreements (for example, IBM Customer Agreement, Statement of Limited Warranty, International Program License Agreement, etc.) under which they are provided. Information concerning non-IBM products was obtained from the suppliers of those products, their published announcements or other publicly available sources. IBM has not tested those products in connection with this publication and cannot confirm the accuracy of performance, compatibility or any other claims related to non-IBM products.

IBM makes no representations or warranties, express or implied, regarding non-IBM products and services.

The provision of the information contained herein is not intended to, and does not, grant any right or license under any IBM patents or copyrights. Inquiries regarding patent or copyright licenses should be made, in writing, to:

IBM Director of Licensing  
IBM Corporation  
North Castle Drive  
Armonk, NY 10504-1785  
U.S.A.

Performance is based on measurements and projections using standard IBM benchmarks in a controlled environment. All customer examples described are presented as illustrations of how those customers have used IBM products and the results they may have achieved. The actual throughput or performance that any user will experience will vary depending upon considerations such as the amount of multiprogramming in the user's job stream, the I/O configuration, the storage configuration, and the workload processed. Therefore, no assurance can be given that an individual user will achieve throughput or performance improvements equivalent to the ratios stated here.

© Copyright International Business Machines Corporation 2008. All rights reserved.

Note to U.S. Government Users - Documentation related to restricted rights-Use, duplication or disclosure is subject to restrictions set forth in GSA ADP Schedule Contract and IBM Corp.