



WebSphere Message Broker

Diagnostic messages

Version 6 Release 1



WebSphere Message Broker

Diagnostic messages

Version 6 Release 1

Note

Before using this information and the product it supports, read the information in the Notices appendix.

This edition applies to version 6, release 1, modification 0, fix pack 2 of IBM® WebSphere Message Broker, with Message Brokers Toolkit version 6, release 1, modification 0, fix pack 4 and to all subsequent releases and modifications until otherwise indicated in new editions.

© Copyright International Business Machines Corporation 2000, 2008. All rights reserved.

US Government Users Restricted Rights – Use, duplication or disclosure restricted by GSA ADP Schedule Contract with IBM Corp.

About this information

This PDF file describes the user messages returned by the WebSphere® Message Broker products listed below, with explanations and suggested actions. It is designed for use as a quick reference. This PDF file applies to WebSphere Message Broker V6.1.

Always refer to the WebSphere Message Broker online information center to access the most current information. The information center is periodically updated on the document update site. The PDFs that you can download from that Web site might not contain the most current information.

Do not provide feedback on this PDF. Refer to the online information to ensure that you have access to the most current information, and use the Feedback link that appears at the end of each topic to report any errors or suggestions for improvement. Using the Feedback link provides precise information about the location of your comment.

The content of these topics is created for viewing online; you might find that the formatting and presentation of some messages are not optimized for the printed page. Text highlighting might also have a different appearance.

Who this book is for

The information is intended for system operators, system programmers, and anyone who needs to understand and take action in response to WebSphere Message Broker user messages.

How to use this book

User messages are numbered BIP0001 through BIP9999, and they are listed in this book in numeric order. However, not all numbers have been used so the list is not continuous. Messages for the WebSphere adapters are also included; these messages have the prefix CWY.

Reading a message

The format of a WebSphere MQ Broker user message is:

- The message identifier. In the case of messages from runtime components and the Toolkit, this consists of the characters 'BIP', which identify the message as being from WebSphere Message Brokers, and a four-digit decimal code.
For messages from WebSphere adapters, the message identifier consists of the characters 'CWY' to identify the message as being from an adapter; two letters, to identify the adapter; and a four-digit or six-digit decimal code.
- The text of the message

Most messages contain an explanation of why the message was issued, and a *Response* section, which tells the user what to do. Read the whole message before taking any action.

Diagnostic messages: lists

Contents



1. [Runtime components \(BIP\)](#)
 - 1.1. [BIP1000-1999: Configuration Manager](#)
 - 1.2. [BIP2000-2999: Broker](#)
 - 1.3. [BIP3000-3999: Built-in nodes](#)
 - 1.4. [BIP4000-4999: Built-in nodes](#)
 - 1.5. [BIP5000-5999: Parsers](#)
 - 1.6. [BIP6000-6999: WebSphere MQ and New Era parsers](#)
 - 1.7. [BIP7000-7999: Publish Subscribe](#)
 - 1.8. [BIP8000-8999: Commands](#)
 - 1.9. [BIP9000-9999: z/OS and Derby](#)
2. [Toolkit \(BIP\)](#)
 - 2.1. [BIP0000-0999: Toolkit](#)
 - 2.2. [BIP01000-01999: Broker archive](#)
3. [WebSphere Adapters \(CWY\)](#)
 - 3.1. [PeopleSoft \(CWYES\)](#)
 - 3.1.1. [CWYES0001-0999: Discovery](#)
 - 3.1.2. [CWYES1001-1999: Discovery connection](#)
 - 3.1.3. [CWYES2001-2999: Dynamic method invoker](#)
 - 3.1.4. [CWYES6001-6999: Managed connection](#)
 - 3.1.5. [CWYES7001-7999: ASIRetriever](#)
 - 3.2. [SAP \(CWYAP\)](#)
 - 3.2.1. [Resource adapter](#)
 - 3.2.1.1. [CWYAP1000-1999: Common components](#)
 - 3.2.1.2. [CWYAP2000-2999: BAPI](#)
 - 3.2.1.3. [CWYAP3000-3999: ALE IDoc processing](#)
 - 3.2.1.4. [CWYAP4000-4999: QISS runtime module](#)
 - 3.2.2. [Resource adapter - EMD](#)
 - 3.2.2.1. [CWYAP100000-100999: EMD](#)
 - 3.2.2.2. [CWYAP101000-101999: EMD ALE metadata import](#)
 - 3.2.2.3. [CWYAP102000-102999: EMD BAPI metadata import](#)
 - 3.2.2.4. [CWYAP103000-103999: EMD QISS module](#)
 - 3.3. [Siebel \(CWYEB\)](#)
 - 3.3.1. [CWYEB0000-0999: Discovery](#)
 - 3.3.2. [CWYEB1000-1999: Discovery connection](#)
 - 3.3.3. [CWYEB2000-2999: SiebelApp Analyzer](#)
 - 3.3.4. [CWYEB3000-3999: Adapter Classes](#)


Diagnostic messages

Diagnostic messages are listed in this section in numerical order, grouped according to the component to which they relate.

- [Runtime components \(BIP\)](#)
- [Toolkit \(BIP\)](#)
- [WebSphere Adapters \(CWY\)](#)
 - [PeopleSoft Enterprise \(CWYES\)](#)
 - [SAP Software \(CWYAP\)](#)
 - [Siebel Business Applications \(CWYEB\)](#)

[Notices](#) | [Trademarks](#) | [Downloads](#) | [Library](#) | [Support](#) | [Feedback](#)

 Copyright IBM Corporation 1999, 2008. All Rights Reserved.
 Last updated : 2008-06-16 09:31:52



ay66000_ |  reference topic | **Version 6.1.0.2**
<http://127.0.0.1:2458/help/advanced/print.jsp>


1. Diagnostic messages: Runtime components

The diagnostic messages for runtime components are listed in the following groups:

- [BIP1000-1999: Configuration Manager](#)
- [BIP2000-2999: Broker](#)
- [BIP3000-3999: Built-in nodes](#)
- [BIP4000-4999: Built-in nodes](#)
- [BIP5000-5999: Parsers](#)
- [BIP6000-6999: WebSphere MQ and New Era parsers](#)
- [BIP7000-7999: Publish Subscribe](#)
- [BIP8000-8999: Commands](#)
- [BIP9000-9999: z/OS and Cloudscape](#)

[Notices](#) | [Trademarks](#) | [Downloads](#) | [Library](#) | [Support](#) | [Feedback](#)

 Copyright IBM Corporation 1999, 2008. All Rights Reserved.
 Last updated : 2008-06-16 09:31:52

ay66001_ |  reference topic | **Version 6.1.0.2**
<http://127.0.0.1:2458/help/advanced/print.jsp>

1.1. BIP1000-1999: Runtime components - Configuration Manager

BIP1001

Message associated with number <insert_1> was not found: data supplied <insert_2>.

Severity

30 : Severe error

Explanation

A message number was used for which no associated message text could be found.

Response

This is an internal error. Contact your IBM support center.

BIP1002

Unexpected exception in ConfigurationManager class <insert_2> method; exception text: <insert_1>, <insert_3>.

Severity

30 : Severe error

Explanation

An exception was caught by the ConfigurationManager class <insert_2> method while the Configuration Manager was being started or stopped. The exception text is: <insert_1>, <insert_3>.

Response

Retry the operation. If the exception still occurs, contact your IBM support center.

BIP1003

The Configuration Manager is available for use.

Severity

0 : Information

Explanation

The Configuration Manager has started successfully.

Response

No user action required.

BIP1004

The Configuration Manager is not available for use.

Severity

30 : Severe error

Explanation

A problem has been encountered while trying to start the Configuration Manager. The problem is not expected to be transient.

Response

Stop the Configuration Manager using the mqsisstop command. Look at previous error messages for the Configuration Manager in the event log. Determine and correct the cause of the problem before attempting to start the Configuration Manager again. If the problem persists contact your IBM support center.

BIP1005

The Configuration Manager is no longer available for use.

Severity

20 : Error

Explanation

The Configuration Manager has encountered a situation where it is unable to continue processing. However, the situation is expected to be transient and the Configuration Manager will automatically attempt to restart after a short delay.

Response

Look at previous error messages for the Configuration Manager in the event log. Determine and correct the cause of the problem if necessary.

BIP1006

The Configuration Manager is no longer available for use.

Severity

30 : Severe error

Explanation

The Configuration Manager has encountered a situation where it is unable to continue. The problem is not expected to be transient.

Response

Stop the Configuration Manager using the mqsisstop command. Look at previous error messages for the Configuration Manager in the event log. Determine and correct the cause of the problem before attempting to start the Configuration Manager again.

BIP1007

The Configuration Manager is not available for use.

Severity

20 : Error

Explanation

A problem has been encountered while trying to start the Configuration Manager. However the problem is expected to be transient and the Configuration Manager will automatically attempt to restart after a short delay.

Response

Look at previous error messages for the Configuration Manager in the event log. Determine and correct the cause of the problem if necessary. If the problem persists contact your IBM support center.

BIP1008

Unable to locate file <insert_1>.

Severity

30 : Severe error

Explanation

A file required by the Configuration Manager could not be found. This may be the result of an inconsistent installation of the Configuration Manager.

Response

Ensure that the file exists in the WebSphere Message Broker directory. Check that the file permissions are such that the file is readable. Retry the operation. If this is still not successful, contact your IBM support center.

BIP1009

Trace level not restored due to invalid trace level <insert_1> in repository.

Severity

10 : Warning

Explanation

An invalid trace level <insert_1> was found in the configuration repository while attempting to restore the trace level to a previously saved level. The Configuration Manager will continue but trace will not be active.

Response

If you need to run with Configuration Manager trace active, use the mqsischangetrace command utility to set the desired trace level. If this problem persists contact your IBM support center.

BIP1010

Trace level not preserved due to invalid trace level <insert_1>.

Severity

10 : Warning

Explanation

An invalid trace level <insert_1> was encountered while attempting to save the trace level in the configuration repository. The Configuration Manager will continue, but the trace level has not been saved so a subsequent restart may not trace at the correct level.

Response

This is an internal error. Contact your IBM support center.

BIP1011

Trace level <insert_1> successfully restored.

Severity

0 : Information

Explanation

A trace level of <insert_1> has been restored from the configuration repository. The Configuration Manager is now running with trace active at level <insert_1>.

Response

No user action required.

BIP1012

Unexpected exception creating or deleting Configuration Manager in ConfigurationData class <insert_1> method; exception text: <insert_2>.

Severity

30 : Severe error

Explanation

An exception was caught by the ConfigurationData class <insert_1> method while the Configuration Manager was being created or deleted. The exception text is: <insert_2>.

Response

Retry the operation. If the exception still occurs, contact your IBM support center.

BIP1013

Unexpected exception in Configuration Manager PersistentTrace class <insert_2> method; exception text: <insert_1>, <insert_3>.

Severity

30 : Severe error

Explanation

While restoring or preserving the trace level in the configuration repository, an exception was caught by the PersistentTrace class <insert_2> method. The exception text is: <insert_1>, <insert_3>.

Response

This is an internal error. Contact your IBM support center.

BIP1015

External exception.

Severity

20 : Error

Explanation

The Configuration Manager attempted to use the services of an external component, but the component failed with the following error: <insert_1>

Response

Contact your IBM support center.

BIP1016

Failed to initiate deploy.

Severity

30 : Severe error

Explanation

The requested deploy operation failed to initiate.

Response

Check there are no existing deploy requests still outstanding then reissue the command.

BIP1017

A backup archive called <insert_1> was created successfully.

Severity

0 : Information

BIP1018

Unexpected exception in utility <insert_1>; method <insert_2>.

Severity

30 : Severe error

Explanation

An exception was caught by the <insert_1> utility in method <insert_2>. The exception text is: <insert_3>. The current operation will end.

Response

For XML parser errors check the XML is well-formed and the correct encoding is specified. Retry the operation if possible. If the exception still occurs, contact your IBM support center.

BIP1019

Message flow <insert_1> could not be found.

Severity

20 : Error

Explanation

The utility was asked to start or stop a named message flow <insert_1>, but this is not deployed to execution group <insert_2> on broker <insert_3>.

Response

Check that the (case-sensitive) message flow name has been entered correctly. Use the Broker Administration perspective of the Message Brokers Toolkit or the Config Manager Proxy to ensure that the message flow has been deployed successfully.

BIP1020

Message flow <insert_1> could not be started.

Severity

20 : Error

Explanation

The utility was asked to start message flow <insert_1> running in execution group <insert_2> on broker <insert_3>, but the action did not complete successfully.

Response

Ensure that the broker <insert_3> and the Configuration Manager are running and that the current user has the authority defined in the Configuration Manager to control message flows on that execution

group. If you suspect that the run state is not being reported correctly, try redeploying the topology using the 'complete' option. If the problem persists, contact your IBM support representative.

BIP1021

Message flow <insert_1> could not be stopped.

Severity

20 : Error

Explanation

The utility was asked to stop message flow <insert_1> running in execution group <insert_2> on broker <insert_3>, but the action did not complete successfully.

Response

Ensure that the broker <insert_3> and the Configuration Manager are running and that the current user has the authority defined in the Configuration Manager to control message flows on that execution group. If you suspect that the run state is not being reported correctly, try redeploying the topology using the 'complete' option. If the problem persists, contact your IBM support representative.

BIP1022

At least one message flow could not be started.

Severity

20 : Error

Explanation

The following message flows were not reported as running by the time a timeout occurred: <insert_1>. The following message flows were reported as running: <insert_2>.

Response

Ensure that the broker <insert_3> and the Configuration Manager are running and that the current user has the authority defined in the Configuration Manager to control message flows on that execution group and broker. If you suspect that the run state is not being reported correctly, try redeploying the topology using the 'complete' option. If the problem persists, contact your IBM support representative.

BIP1023

At least one message flow could not be stopped.

Severity

20 : Error

Explanation

The following message flows were not reported as stopped by the time a timeout occurred: <insert_2>. The following message flows were reported as having stopped successfully: <insert_1>.

Response

Ensure that the broker <insert_3> and the Configuration Manager are running and that the current user has the authority defined in the Configuration Manager to control message flows on that execution group and broker. If you suspect that the run state is not being reported correctly, try redeploying the topology using the 'complete' option. If the problem persists, contact your IBM support representative.

BIP1024

Starts message flows.

Severity

0 : Information

Explanation

Syntax:

```
mqsisstartmsgflow (-n cfgParameterFileName | ([-i ipAddress] [-p port] [-q qMgr])) -b brokerName [-e executionGroupName [-m flowName]] [-w timeoutValue] [-v traceFileName]
```

Command options:

'-n cfgParameterFileName' File containing Configuration Manager connection parameters (.configmgr)

'-i ipAddress' IP address or host name of the Configuration Manager (default is "")

'-p port' port number of the Configuration Manager (default is 1414)

'-q qMgr' queue manager of the Configuration Manager (default is "")

'-b brokerName' name of the broker on which to start message flows

'-e executionGroupName' name of the execution group on which to start message flows. If this is not specified, all message flows on the broker are started.

'-m flowName' name of the message flow to start. If this is not specified, all message flows on the execution group are started.

'-w timeoutValue' time to wait (in seconds) for message flows to start (default is 60)

'-v traceFileName' send verbose internal trace to the specified file.

BIP1025

Stops message flows.

Severity

0 : Information

Explanation

Syntax:

```
mqsisstopmsgflow (-n cfgFileName | ([-i ipAddress] [-p port] [-q qMgr])) -b brokerName [-e egName [-m flowName]] [-w timeout] [-v traceFileName]
```

Command options:

'-n cfgFileName' Configuration Manager connection file (.configmgr)

'-i ipAddress' IP address or host name of the Configuration Manager (default is "")

'-p port' port number of the Configuration Manager (default is 1414)

'-q qMgr' queue manager of the Configuration Manager (default is "")

'-b brokerName' name of the broker on which to stop message flows

'-e egName' name of the execution group on which to stop message flows. If this is not specified, all message flows on the broker are stopped.

'-m flowName' name of the message flow to stop. If this is not specified, all message flows on the execution group or broker are stopped.

'-w timeout' time to wait (in seconds) for message flows to stop (default is 60)

'-v traceFileName' send verbose internal trace to the specified file

BIP1026

Deploying configuration information to broker <insert_1>...

Severity

0 : Information

BIP1027

Submitting request to the Configuration Manager to start <insert_1>...

Severity

0 : Information

BIP1028

Submitting request to the Configuration Manager to stop <insert_1>...

Severity

0 : Information

BIP1029

Waiting up to <insert_2> second(s) for broker <insert_1> to update its configuration...

Severity

0 : Information

BIP1030

Message flow <insert_1> is reported as started.

Severity

0 : Information

BIP1031

Message flow <insert_1> is reported as stopped.

Severity

0 : Information

BIP1032

Deploys pub/sub topology, topics or BAR file configuration data to the specified broker(s).

Severity

0 : Information

Explanation

Syntax:

```
mqsideploy.bat (-connection cfgParameterFileName | (-i ipAddress -p port -q qMgr)) ((-b brokerName
[[-e executionGroupName ((-bar BARFileName [-complete]) | -rm deployedObjects)]) | -cancel]) | (-
topology [-complete]) | (-topics [-complete]) | -cancel) [-w timeoutValue] [-v traceFileName]
```

Command Options:

'-connection cfgParameterFileName' Configuration Manager connection parameters (.configmgr)

'-i ipAddress' ip address of Configuration Manager.

'-p port' port number of Configuration Manager.

'-q queueManager' queue manager of Configuration Manager.

'-b brokerName' name of broker to deploy to.

'-e executionGroupName' name of execution group to deploy to.

'-bar BARFileName' deploy the specified Broker Archive file.

'-rm deployedObjects' colon separated list of deployed objects to remove from the execution group.

'-cancel' tells the Configuration Manager to stop waiting for broker responses to currently outstanding

deploy requests, across the domain or on the specified broker. Use this flag with caution; any

subsequent responses to cancelled deploys will be ignored by the Configuration Manager, meaning that

the status reported by the Configuration Manager may be incorrect.

'-topology' deploy pub/sub neighbor configuration to all brokers.

'-topics' deploy topics hierarchy to all brokers.

'-complete' clear existing data before deployment (vs. deploy incremental changes).

'-w timeoutValue' value in seconds to wait for responses.

'-v traceFileName' send verbose internal trace to the specified file.

BIP1033

Invalid parameters.

Severity

20 : Error

Explanation

The specified flags are invalid or cannot be used together: <insert_1>.

Response

Reissue the command specifying valid options and flags.

BIP1034

Properties file could not be read

Severity

20 : Error

Explanation

A Configuration Manager Proxy application was asked to read connection parameters from the properties file <insert_1> but this could not be found or was found to be invalid.

Response

Reissue the command specifying a valid path and file name. If such a file is not available, Use the Message Brokers Toolkit to generate one, or supply the Configuration Manager connection parameters individually.

BIP1035

Property missing from properties file.

Severity

30 : Severe error

Explanation

Property <insert_1> was not found in the properties file <insert_2>.

Response

Reissue the command making sure a valid <insert_2> properties file is in the current directory.

BIP1036

Configuration Manager port is not a number.

Severity

30 : Severe error

Explanation

The Configuration Manager port value (<insert_1>) is not valid port number. This must be an integer value.

Response

Retry the command specifying a valid port number in the configuration or properties file.

BIP1037

Broker not found.

Severity

30 : Severe error

Explanation

Broker <insert_1> was not found in the Configuration Manager repository.

Response

Reissue the command specifying an existing broker.

BIP1038

Execution group not found.

Severity

30 : Severe error

Explanation

Either the execution group <insert_1> was not found in the Configuration Manager repository for broker <insert_2>, or you do not have the required permissions to view it.

Response

Reissue the command specifying a valid execution group to which you have access.

BIP1039

Deploying BAR file <insert_3> to broker <insert_1> (execution group <insert_2>) ...

Severity

0 : Information

BIP1040

Waiting <insert_1> second(s) for reply to deploy request for deploy Id <insert_2> ...

Severity

0 : Information

BIP1041

Configuration Manager connection parameters could not be found

Severity

20 : Error

Explanation

A Configuration Manager Proxy application could not connect to a Configuration Manager because no connection parameters were provided. Furthermore, no default connection parameters could be determined.

Response

Reissue the command, specifying a valid set of Configuration Manager connection parameters.

BIP1042

Timeout waiting for reply to deploy request (deploy id <insert_1>).

Severity

0 : Information

BIP1043

No previous deploy request files found to resolve (file extension <insert_1>).

Severity

0 : Information

BIP1044

Connecting to the Configuration Manager's queue manager...

Severity

0 : Information

BIP1045

Connecting to the Configuration Manager...

Severity

0 : Information

BIP1046

Unable to connect with the Configuration Manager (<insert_1>).

Severity

20 : Error

Explanation

The utility encountered a problem while attempting to connect to the Configuration Manager's queue manager to put a message to its request queue.

Response

Ensure that the correct connection parameters have been supplied to the utility. Also ensure that the Configuration Manager's queue manager is running and that the current user is able to put messages to its SYSTEM.BROKER.CONFIG.QUEUE. If this error text includes an MQ reason code, look up the meaning behind the error in the Application Programming Reference guide and proceed as appropriate.

BIP1047

The operation timed out waiting for a response from the Configuration Manager.

Severity

20 : Error

Explanation

The utility did not receive an expected message from the Configuration Manager within a reasonable amount of time. The cause is described as: <insert_1>1

Response

Ensure that the Configuration Manager is running and that the correct connection parameters have been supplied to the utility. Use the -w flag to increase the amount of time to wait for responses.

BIP1048

This command displays information about a broker archive file.

Severity

0 : Information

Explanation

Syntax:

mqsireadbar -b barFileName [-v traceFileName] Command options:

'-b barFileName' The name of the bar file to display.

'-v traceFileName' Verbose internal trace is sent to the specified file.

BIP1049

The broker archive (bar) file does not exist.

Severity

20 : Error

Explanation

The bar file <insert_1> could not be found on the file system.

Response

Reissue the command specifying the location of a valid bar file.

BIP1050

The broker archive (bar) file could not be read from the file system.

Severity

20 : Error

Explanation

While the file was being read, the following error occurred: <insert_1>1

Response

Ensure that the file can be read by the current user, and that it is a valid broker archive. Correct the problem and reissue the command.

BIP1051

Reading Bar file using toolkit mqsireadbar...

Severity

0 : Information

BIP1052

Reading Bar file using runtime mqsireadbar...

Severity

0 : Information

BIP1053

The operation could not be completed by the Configuration Manager.

Severity

20 : Error

Explanation

The cause is described as: <insert_1>1

Response

Ensure that the correct parameters are supplied to the Configuration Manager and that the user has the correct authorities defined in the Configuration Manager's access control list in order to complete the operation. If the problem persists, contact your IBM support center.

BIP1055

Deploying pub/sub neighbors (topology) configuration...

Severity

0 : Information

BIP1056

Canceling all outstanding deployment requests.

Severity

0 : Information

BIP1057

Deploying topics hierarchy...

Severity

0 : Information

BIP1058

The Configuration Manager supplied the following message(s):

Severity

0 : Information

BIP1059

Please use the Event Log Viewer to view the output of previous deploys.

Severity

0 : Information

Explanation

The -r flag has been removed from the mqsideploy utility.

Response

Consult the Configuration Manager's event log in order to view the results of previous deployment. This can be done using the Event Log Viewer of the Message Brokers Toolkit or programmatically using the LogProxy class in the Config Manager Proxy. Increasing the value of the timeout period (-w) on the deployment will allow the utility to wait for a longer period of time for broker responses.

BIP1062

Removing the following objects from execution group <insert_2>:
<insert_1>1

Severity

0 : Information

BIP1063

Objects with the following name(s) could not be found on <insert_2>:
<insert_1>1

Severity

10 : Warning

BIP1064

Removing message set <insert_1> from execution group <insert_2> ...

Severity

0 : Information

BIP1065

The CLASSPATH is incorrectly configured

Severity

30 : Severe error

Explanation

The utility was unable to start because a required set of Java classes could not be loaded from the CLASSPATH (<insert_1>).

Response

Add <insert_2> (from the installed product's classes directory) to the CLASSPATH environment variable and reissue the command.

BIP1070

The file <insert_1> cannot be found or is not a valid Configuration Manager archive.

Severity

30 : Severe error

Response

Reissue the command specifying a valid path and file name for the archive.

BIP1071

The specified archive <insert_1> already exists.

Severity

30 : Severe error

Response

Reissue the command specifying a different archive name for the backup.

BIP1072

The internal repository for Configuration Manager <insert_1> cannot be accessed.

Severity

30 : Severe error

Response

Make sure the Configuration Manager is not running then reissue the command.

BIP1073

Creates a backup archive of the specified Configuration Manager's repository.

Severity

0 : Information

Explanation

Syntax:

```
mqsisbackupconfigmgr configMgrName -d archiveDirectory [-a archiveName] [-w workPath]
```

Command Options:

'configMgrName' name of Configuration Manager to backup.

'-d archiveDirectory' name of the directory the backup archive will be written to.

'-a archiveName' name of the archive

'-w workPath' work path for the Configuration Manager repository

BIP1074

Source and target directories are the same!

Severity

30 : Severe error

Explanation

The Configuration data repository directory <insert_1> is the same as the backup directory.

Response

Reissue the command specifying a different backup directory.

BIP1075

Creating backup archive for Configuration Manager <insert_1> in directory <insert_2> ...

Severity

0 : Information

BIP1076

Failed to backup the Configuration Manager <insert_1>

Severity

30 : Severe error

Explanation

At least one file in the Configuration Manager's repository could not be backed up.

Response

Check user access to the backup or restore directory and reissue the command. If this problem persists contact your IBM support center.

BIP1077

Failed to find a valid configuration repository for <insert_1>.

Severity

30 : Severe error

Explanation

The configuration repository for Configuration Manager <insert_1> is either missing or invalid.

Response

Reissue the command specifying a valid Configuration Manager.

BIP1078

Restores a configuration data backup archive for the specified Configuration Manager.

Severity

0 : Information

Explanation

Syntax:

```
mqsirestoreconfigmgr configMgrName -d archiveDirectory -a archiveName [-w workPath]
```

Command Options:

'configMgrName' name of the Configuration Manager that will have its repository overwritten

'-d archiveDirectory' name of the directory the archive will be read from

'-a archiveName' name of the archive to restore

'-w workPath' work path for the Configuration Manager repository

BIP1079

Replacing repository for <insert_1> with archive <insert_2>...

Severity

0 : Information

BIP1080

The Configuration Manager is not running.

Severity

0 : Information

Explanation

The <insert_1> command attempted to contact the Configuration Manager, but failed because the Configuration Manager is not currently running.

Response

Ensure that the Configuration Manager has been started using the mqsisstart command.

BIP1081

The Configuration Manager encountered an unexpected error.

Severity

0 : Information

Explanation

An unexpected exception was returned whilst communicating with the Configuration Manager.

Response

Check the previous entries in the error log to determine the cause of the problem.

BIP1082

The mqsideploy utility is deploying a BAR file using a v5.x Configuration Manager. If the BAR file contains JAR files or XSL Stylesheets, they will not be deployed. Also, if any files in the BAR file contain embedded keywords, this information will not be extracted.

Severity

0 : Information

Response

If you wish to deploy JAR files or XSL Stylesheets, or if you wish to reveal embedded version information, reissue the command specifying the location of a higher version Configuration Manager.

BIP1083

The Configuration Manager <insert_1> received a CMP request from user <insert_2> (Proxy session ID=<insert_3>, type=<insert_4>).

Severity

0 : Information

Response

No user action is required.

BIP1084

The Configuration Manager <insert_1> responded to the CMP request from user <insert_2> (Proxy session ID=<insert_3>, <insert_4> request elements successful).

Severity

0 : Information

Response

No user action is required.

BIP1085

The Configuration Manager <insert_1> published changes to <insert_2> with UUID <insert_3> to CMP with session ID <insert_4>.

Severity

0 : Information

Response

No user action is required.

BIP1086

The Configuration Manager <insert_1> sent a deploy message to broker <insert_2> (<insert_3>).

Severity

0 : Information

Response

No user action is required.

BIP1087

The Configuration Manager <insert_1> received a deploy response from broker <insert_2> (<insert_3>).

Severity

0 : Information

Response

No user action is required.

BIP1088

The Configuration Manager <insert_1> received a publication from broker <insert_2> (<insert_3>).

Severity

0 : Information

Response

No user action is required.

BIP1089

Ignoring the following name(s) as they are ambiguous on <insert_2>:
<insert_1>1

Severity

10 : Warning

BIP1090

Canceling outstanding deployments on broker <insert_1>.

Severity

0 : Information

BIP1092

Broker <insert_1> successfully processed the deployment request.

Severity

0 : Information

BIP1093

Broker <insert_1> reported the following error(s):

Severity

20 : Error

BIP1094

Deployment to broker <insert_1> was not required because its configuration was already up-to-date.

Severity

0 : Information

BIP1095

The Configuration Manager has not yet responded to the deployment request.

Severity

10 : Warning

Explanation

The Configuration Manager did not respond to the deployment request within a reasonable amount of time. The request is queued for processing and will be completed when the Configuration Manager is able to do so.

Response

Ensure that the Configuration Manager is running. It is not usually necessary to repeat the deployment action once the Configuration manager is started. Increasing the value of the timeout period (-w) will allow the utility to wait for a longer period of time for Configuration Manager responses.

BIP1096

No broker responses have been received yet.

Severity

10 : Warning

Explanation

The Configuration Manager initiated the deployment but no broker responses were received within a reasonable amount of time. The request is queued for processing at the broker(s) and will be completed when it is possible to do so.

Response

Ensure that the affected set of brokers is running. It is not usually necessary to repeat the deployment action once the set of brokers is started. Increasing the value of the timeout period (-w) will allow the utility to wait for a longer period of time for broker responses.

BIP1097

Some, but not all broker responses have been received yet.

Severity

10 : Warning

Explanation

The Configuration Manager initiated the deployment but at least one broker did not respond to the request within a reasonable amount of time. The request is queued for processing at the affected broker (s) and will be completed when it is possible to do so. At this time, no brokers have rejected the deployment.

Response

Following this message is the set of broker responses received by the Configuration Manager. Ensure that the affected set of brokers is running. It is not usually necessary to repeat the deployment action once the set of brokers is started. Increasing the value of the timeout period (-w) will allow the utility to wait for a longer period of time for broker responses.

BIP1098

At least one failure response has been received.

Severity

20 : Error

Explanation

The deployment request was sent to the Configuration Manager but at least one component rejected the deployment.

Response

Following this message is the set of responses for each component. Review the errors to discover the cause of the problem.

BIP1099

Deployment completed successfully.

Severity

0 : Information

Explanation

All brokers affected by the deployment request have successfully processed the message and have updated their configurations accordingly.

BIP1100

Broker <insert_1> had not responded before the timeout occurred.

Severity

20 : Error

BIP1101

Unknown WebSphere MQ queue manager name <insert_1>.

Severity

30 : Severe error

Explanation

When connecting to the WebSphere MQ queue manager during Configuration Manager startup, the name supplied is not that of a queue manager known to WebSphere MQ.

Response

The most likely situation is that the queue manager specified on the `mqscreateconfigmgr. command -q` option has been deleted. You must delete the Configuration Manager using the `mssideleteconfigmgr. command`, then recreate it using `mqscreateconfigmgr.`, ensuring that the `-q` option is specified correctly. To preserve your configuration data in the configuration repository and message repository, do not specify the `-n` and `-m` flags on the `mssideleteconfigmgr. command`. Note also that WebSphere MQ queue manager names are case-sensitive. For more information on this error see the WebSphere MQ Application Programming Reference manual, code 2058.

BIP1102

The WebSphere MQ queue manager <insert_1> is not currently available.

Severity

30 : Severe error

Explanation

When connecting to the WebSphere MQ queue manager during Configuration Manager startup, queue manager <insert_1> is not up and running. This is expected to be a transient situation and the Configuration Manager will restart after a short interval.

Response

Start the WebSphere MQ queue manager and its associated listener. For more information on this error see the WebSphere MQ Application Programming Reference manual, codes 2059, 2161, and 2162.

BIP1103

WebSphere MQ queue manager <insert_1> no longer available.

Severity

30 : Severe error

Explanation

The Configuration Manager's connections to WebSphere MQ queue manager <insert_1>, and its associated listener, have been lost. This is expected to be a transient situation and the Configuration Manager will stop then restart after a short interval.

Response

Restart the WebSphere MQ queue manager. For more information on this error see the WebSphere MQ Application Programming Reference manual, codes 2009, 2161, and 2162.

BIP1104

An authorization error occurred when the Configuration Manager accessed WebSphere MQ object <insert_1>.

Severity

30 : Severe error

Explanation

WebSphere MQ has raised an authorization exception while connecting to the WebSphere MQ queue manager, or opening one of the WebSphere MQ queues used by the Configuration Manager. The name of the WebSphere MQ object in question is <insert_1>.

Response

Check that the user name passed as the ServiceUserId argument to the mqsicreateconfigmgr. utility program is authorized to connect to WebSphere MQ and access the necessary queues. See the WebSphere MQ Message Broker online documentation, section 'Setting Up Security' for guidance. You may also find help in the WebSphere MQ Application Programming Reference manual, codes 2035 and 2063.

BIP1105

Unknown WebSphere MQ queue name <insert_1>.

Severity

30 : Severe error

Explanation

When opening the WebSphere MQ queues used by the Configuration Manager, the name supplied is not that of a queue known to WebSphere MQ queue manager.

Response

Check that the WebSphere MQ queue manager you specified has a definition for queue <insert_1>. Check that you are using the correct queue manager, as the mqsicreateconfigmgr. command creates the required WebSphere MQ queues automatically. Note that WebSphere MQ queue names are case-sensitive. For more information on this error see the WebSphere MQ Application Programming Reference manual, code 2085.

BIP1106

WebSphere MQ error detected, reason code <insert_1>.

Severity

30 : Severe error

Explanation

An error has occurred while making a WebSphere MQ call from the Configuration Manager. The WebSphere MQ reason code is <insert_1>. The Configuration Manager will continue processing if it is possible to do so.

Response

For more information on this error see the WebSphere MQ Messages manual or WebSphere MQ Online Help, code <insert_1>.

BIP1107

Unexpected exception in Configuration Manager MQProcessor class <insert_2> method; exception text: <insert_1>.

Severity

30 : Severe error

Explanation

An exception was caught by the Configuration Manager MQProcessor class <insert_2> method. The exception text is: <insert_1>. The Configuration Manager will continue processing if it is safe to do so.

Response

Retry the operation if possible. If the exception still occurs, turn on Configuration Manager tracing to capture details of the exception, and contact your IBM support center.

BIP1109

WebSphere MQ error writing to dead letter queue, reason code <insert_1>.

Severity

30 : Severe error

Explanation

An error occurred while the Configuration Manager was putting a message on the dead letter queue. The WebSphere MQ reason code is <insert_1>. A previous message will indicate the reason why the message was put to the dead letter queue in the first place.

Response

For more information on this error see the WebSphere MQ Application Programming Reference manual, code <insert_1>.

BIP1110

Unrecognized WebSphere MQ message received by the Configuration Manager on input queue <insert_2>; reason code <insert_1>.

Severity

10 : Warning

Explanation

A message was received by the Configuration Manager on input queue <insert_2>, but the message could not be processed. The WebSphere MQ ReasonCode is <insert_1>. The message has been written to the WebSphere MQ dead letter queue.

Response

Look at the message on the dead-letter queue to establish which application sent the message and what is wrong with it. For more information on this error see the WebSphere MQ Application Programming Reference manual, code <insert_1>.

BIP1111

java.lang.OutOfMemoryError in Configuration Manager MQProcessor class <insert_1> method.

Severity

20 : Error

Explanation

A java.lang.OutOfMemoryError was caught by the Configuration Manager MQProcessor class <insert_1> method. This means the Java Virtual Machine has exhausted its available memory heap.

Response

Stop the Configuration Manager using the mqsisstop command. Increase the maximum size of the Java Virtual Machine memory heap using the mqsischangeconfigmgr command, specifying the -j option. Refer to the WebSphere Message Broker online documentation for guidance. Then restart the Configuration Manager and retry the operation. Repeat if necessary until the error no longer occurs.

BIP1112

Unexpected exception in Configuration Manager RegistrationHandler class <insert_2> method;
exception text: <insert_1>.

Severity

30 : Severe error

Explanation

An exception was caught by the Configuration Manager RegistrationHandler class <insert_2> method. The exception text is: <insert_1>. The Configuration Manager will continue processing if it is safe to do so.

Response

Retry the operation if possible. If the exception still occurs, turn on Configuration Manager tracing to capture details of the exception, and contact your IBM support center.

BIP1113

The utility could not open file <insert_1> for writing trace output.

Severity

10 : Warning

Explanation

An attempt was made to open the file <insert_1> so that internal utility trace could be written there, but this was not successful.

Response

If the file already exists, ensure that it is not locked or in use by another application, and that the current user can write to it. If the file does not exist, ensure that the current user has the authority to write to the specified directory. Try specifying a different filename. If the problem persists, please contact your IBM support center.

BIP1121

Creates an execution group.

Severity

0 : Information

Explanation

Syntax:

```
mqscreateexecutiongroup (-n cfgParameterFileName | ([-i ipAddress] [-p port] [-q qMgr])) -b  
brokerName -e executionGroupName [-s | -l] [-f brokerQMgr] [-w timeoutValue] [-v traceFileName]
```

Command options:

'-n cfgParameterFileName' Configuration Manager connection parameters (.configmgr)
'-i ipAddress' IP address or host name of the Configuration Manager (default is "")
'-p port' port number of the Configuration Manager (default is 1414)
'-q qMgr' queue manager of the Configuration Manager (default is "")
'-b brokerName' name of the broker on which to create the execution group
'-e executionGroupName' name of the new execution group
'-s' creates a 32-bit execution group.
'-l' creates a 64-bit execution group.
'-f brokerQMgr' forces a broker with the supplied queue manager name to be defined in the Configuration Manager, if it doesn't already exist
'-w timeoutValue' time to wait (in seconds) for the execution group to be created (default is 60)
'-v traceFileName' send verbose internal trace to the specified file.

BIP1122

Deletes an execution group.

Severity

0 : Information

Explanation

Syntax:

```
mqsdeleteexecutiongroup (-n cfgParameterFileName | ([-i ipAddress] [-p port] [-q qMgr])) -b  
brokerName -e executionGroupName [-f] [-w timeoutValue] [-v traceFileName]
```

Command options:

'-n cfgParameterFileName' Configuration Manager connection parameters (.configmgr)
'-i ipAddress' IP address or host name of the Configuration Manager (default is "")
'-p port' port number of the Configuration Manager (default is 1414)
'-q qMgr' queue manager of the Configuration Manager (default is "")
'-b brokerName' name of the broker on which the execution group resides
'-e executionGroupName' name of the execution group to delete
'-f' forces the broker to be removed from the Configuration Manager, if this is the last execution group
'-w timeoutValue' time to wait (in seconds) for the execution group to be deleted (default is 60)
'-v traceFileName' send verbose internal trace to the specified file.

BIP1123

The execution group already exists.

Severity

20 : Error

Explanation

The utility was asked to create execution group <insert_2> on broker <insert_1>, but it already exists.

Response

Check that the names of the execution group and broker are correct and reissue the command.

BIP1124

Creating execution group <insert_2> on broker <insert_1>...

Severity

0 : Information

BIP1125

The execution group could not be created.

Severity

20 : Error

Explanation

The utility was asked to create execution group <insert_2> on broker <insert_1>, but it was not completed successfully by the Configuration Manager. The Configuration Manager reported the following error(s): <insert_3>3

Response

Determine the cause of the problem by reviewing the error messages. If the problem persists, contact your IBM support representative.

BIP1126

The execution group was created successfully.

Severity

0 : Information

Explanation

The Configuration Manager will ask the broker to initialize the execution group when a resource is deployed to it.

BIP1127

This command will implicitly remove all resource(s) deployed to the execution group: <insert_1>1

Severity

0 : Information

BIP1128

Deleting the execution group <insert_1> from the Configuration Manager's repository...

Severity

0 : Information

BIP1129

The execution group could not be deleted.

Severity

20 : Error

Explanation

The utility was asked to delete execution group <insert_2> on broker <insert_1>, but it was not completed successfully by the Configuration Manager. The Configuration Manager reported the following error(s): <insert_3>3

Response

Determine the cause of the problem by reviewing the error messages. If the problem persists, contact your IBM support representative.

BIP1130

Deleting the execution group from the Configuration Manager's repository and from broker <insert_1>...

Severity

0 : Information

BIP1131

The execution group was deleted successfully from the Configuration Manager's repository. It was not necessary to deploy these changes to broker <insert_1>.

Severity

0 : Information

Explanation

The new configuration was not deployed because the execution group had never been initialized on the broker.

BIP1132

Access denied

Severity

20 : Error

Explanation

You do not have the appropriate level of authority defined in the Configuration Manager's access control table in order to complete the specified operation. (<insert_1>)

Response

Consult your domain administrator.

BIP1134

The overrides file does not exist.

Severity

20 : Error

Explanation

The overrides file <insert_1> could not be found on the file system.

Response

Reissue the command specifying the location of a valid overrides file.

BIP1135

The overrides file could not be read from the file system.

Severity

20 : Error

Explanation

While the file was being read, the following error occurred: <insert_1>1

Response

Ensure that the file can be read by the current user, and that it is a valid overrides file. Correct the problem and reissue the command.

BIP1136

This command overrides properties in a broker archive file.

Severity

0 : Information

Explanation

Syntax:

mqsipapplybaroverride -b barFileName [-p overridesFile] [-m manualOverrides] [-o outputFile] [-v traceFileName] Command options:

'-b barFileName' The file name of the broker archive file (in zip format) to be overridden.

'-p overridesFile' The file name of the plain text file that contains one of these items: the broker properties to be overwritten, the entire new deployment descriptor, or a broker archive that contains the entire new deployment descriptor.

'-m manualOverrides' A comma separated list of key=value pairs that describe the overrides to apply. On Windows systems, the list must be enclosed in quotation marks ("""). If used in conjunction with -p, the overrides that are specified with the -m parameter are performed after all overrides that are specified by the -p parameter have been made.

'-o outputFile' The name of the output bar file to which the bar file changes are to be made. If this name is not specified, the input file is overwritten.

'-v traceFileName' Verbose internal trace is sent to the specified file.

Note: Overrides must be supplied either in the form FLOW#NODE.PROPERTY=NEWVALUE or in the form OLDVALUE=NEWVALUE. If the latter form is used, OLDVALUE must already be an overridden value in the deployment descriptor. Specify FLOW#NODE.PROPERTY on its own to remove an override.

BIP1137

Applying overrides using toolkit mqsipapplybaroverride...

Severity

0 : Information

BIP1138

Applying overrides using runtime mqsipapplybaroverride...

Severity

0 : Information

BIP1139

Replacing deployment descriptor with <insert_1>...

Severity

0 : Information

BIP1140

Overriding property <insert_1> with <insert_2>...

Severity

0 : Information

BIP1141

Replacing <insert_3> occurrence(s) of value <insert_1> with <insert_2>...

Severity

0 : Information

BIP1142

Removing override for property <insert_1>...

Severity

0 : Information

BIP1143

Saving Bar file <insert_1>...

Severity

0 : Information

BIP1144

Ignoring property override <insert_1>

Severity

10 : Warning

Explanation

The property override <insert_1> was ignored because it does not correspond to an existing property value that can be replaced, nor is it in the correct format for a property identifier.

Response

If the override was intended to be a property identifier, ensure that the format of the identifier is 'flow#node.property' or 'flow#property'. Use the mqsireadbar command to list the property names that can be overridden in a specific broker archive file. . If the override was intended to be a an existing property value, ensure that the property value is currently set in the deployment descriptor. If the value exists in the deployment descriptor, it may not have been found because it had already been set to something else earlier in the override processing. For example, if using mqsipplybaroverride with both the -p and -m flags set, note that overrides specified through -p are made before overrides specified through -m. This means that the manual overrides will be made to a deployment descriptor that has already had any substitutions from the overrides file made.

BIP1145

Defining broker <insert_1> on <insert_2> in the Configuration Manager...

Severity

0 : Information

BIP1146

Removing the definition of broker <insert_1>...

Severity

0 : Information

BIP1147

The broker archive (bar) file <insert_1> could not be written.

Severity

20 : Error

Explanation

The system tried to update the broker archive, but could not write to the bar file. This might be because the file, if it already exists, is read-only, or because the file system is write-protected.

Response

Ensure that the bar file can be written to, and reissue the command.

BIP1148

The broker archive (bar) file <insert_1> could not be read.

Severity

20 : Error

Response

Ensure that the bar file can be read, and reissue the command.

BIP1151

The Configuration Manager has received a request that cannot be processed; server type <insert_2> is invalid for resource type <insert_1>.

Severity

30 : Severe error

Explanation

A request was received by the Configuration Manager, but the URI identifies a target server type (<insert_2>) which is not valid for resource type <insert_1>.

Response

If the request did not originate from the workbench, correct the application issuing the request. Otherwise, retry the operation from the workbench. If the exception persists, start Configuration Manager tracing to record details of the request, and contact your IBM Support Center.

BIP1152

Internal error in the Configuration Manager; resource type <insert_1>.

Severity

30 : Severe error

Explanation

A request was received by the Configuration Manager but an internal inconsistency has been detected within the Configuration manager code. The target resource type is <insert_1>.

Response

This is an internal error. Turn on Configuration Manager tracing to capture details of the error. Retry the operation and contact your IBM support center.

BIP1153

The Configuration Manager has received a request that cannot be processed; URI is <insert_1>.

Severity

30 : Severe error

Explanation

A request was received by the Configuration Manager, but the URI contains two items of metadata following the first '?' character. A maximum of one item of metadata can be specified on a URI, and a URI can only contain zero or one '?' characters. The URI in error is <insert_1>.

Response

If the request did not originate from the workbench, correct the application issuing the request. Otherwise, retry the operation from the workbench. If the exception persists, start Configuration Manager tracing to record details of the request, and contact your IBM Support Center.

BIP1154

The Configuration Manager has received a request that cannot be processed; <insert_2> operation is not permitted for resource type <insert_1>.

Severity

30 : Severe error

Explanation

A request was received by the Configuration Manager, but the <insert_2> operation is not permitted for target resource type <insert_1>.

Response

If the request did not originate from the workbench, correct the application issuing the request. Otherwise, retry the operation from the workbench. If the exception persists, start Configuration Manager tracing to record details of the request, and contact your IBM Support Center.

BIP1155

Internal error in the Configuration Manager; resource type <insert_1>.

Severity

30 : Severe error

Explanation

A request was received by the Configuration Manager but the URI identifies a target resource type <insert_1> for which no corresponding RoleManager object type can be found.

Response

This is an internal error. Turn on Configuration Manager tracing to capture details of the error. Retry the operation and contact your IBM support center.

BIP1156

Internal error within the Configuration Manager; server type <insert_1>.

Severity

30 : Severe error

Explanation

A request was received by the Configuration Manager but the URI identifies a target server type (<insert_1>) for which no corresponding RoleManager server type can be found.

Response

This is an internal error. Turn on Configuration Manager tracing to capture details of the error. Retry the operation and contact your IBM support center.

BIP1157

The properties for the target resource cannot be located.

Severity

30 : Severe error

Explanation

The resource has been located in the repository, but no associated properties XML can be found. This means no label and icon information is available for the resource.

Response

This is an internal error. Turn on Configuration Manager tracing to capture details of the exception. Retry the operation and contact your IBM support center.

BIP1158

The Configuration Manager has received a request that cannot be processed; resource type <insert_1>.

Severity

30 : Severe error

Explanation

A request was received by the Configuration Manager but the URI identifies target resource type <insert_1> for which the Configuration Manager is not configured.

Response

If the request did not originate from the workbench, correct the application issuing the request. Otherwise, retry the operation from the workbench. If the exception persists, start Configuration Manager tracing to record details of the request, and contact your IBM Support Center.

BIP1159

Broker <insert_1> has a blank queue manager name.

Severity

20 : Error

Explanation

An attempt was made to create or modify a broker with no associated WebSphere MQ queue manager name. This is a mandatory property. The broker name is <insert_1>.

Response

Provide a queue manager name for the broker and retry the operation. If the problem persists, contact your IBM support center.

BIP1160

Duplicate name <insert_2> for <insert_1> within configuration repository.

Severity

20 : Error

Explanation

An error occurred when attempting to save <insert_1> <insert_2> to the configuration repository because another <insert_1> already exists with the same name.

Response

Rename the <insert_1> and retry the operation.

BIP1161

Unable to locate WebSphere MQ Java classes.

Severity

30 : Severe error

Explanation

When connecting to the WebSphere MQ queue manager at Configuration Manager startup, the WebSphere MQ Java classes could not be located.

Response

Ensure that the required level of WebSphere MQ Java classes are installed and have been correctly added to the CLASSPATH. Different versions of WebSphere MQ Java classes require different entries in the CLASSPATH (in particular version 5.21 of MA88 requires connector.jar to be identified in the CLASSPATH). You should consult the documentation provided with your version of WebSphere MQ Java classes for information on what is required in the CLASSPATH for that version. You may need a restart of your machine in order that any alterations to the CLASSPATH are picked up by the Service Control Manager which is used in starting the Configuration Manager. Ensure that the userid under which the Configuration Manager is running has the correct authorities (on some platforms this means adding your user id to the mqm and Administrators groups). Ensure that WebSphere MQ classes for Java libraries (for example on Windows mqjbnd04.dll) are available via the PATH. Ensure that WebSphere MQ classes for Java jar files (for example com.ibm.mq.jar) are available via the CLASSPATH.

BIP1162

The Configuration Manager has received a registration request for resource <insert_1> that cannot be processed. Exception <insert_2> has been generated.

Severity

30 : Severe error

Explanation

A request was received by the Configuration Manager to register for updates to the resource <insert_1>, but an exception was thrown while processing this request (<insert_2>).

Response

Restart the connection to the Configuration Manager and retry the operation. If the exception persists, start Configuration Manager tracing to record details of the request, and contact your IBM Support Center.

BIP1163

The Configuration Manager has received a serialized request that cannot be processed. The request was serialized as a <insert_1>.

Severity

30 : Severe error

Explanation

A request was received by the Configuration Manager, but the message was not in a recognized object format.

Response

Correct the application that issued the request so that it serializes using the correct object type and format. If the exception persists, start Configuration Manager tracing to record details of the request, and contact your IBM Support Center.

BIP1164

The Configuration Manager has received a serialized request that cannot be processed. The following exception was issued: <insert_1>.

Severity

30 : Severe error

Explanation

A request was received by the Configuration Manager, but the message was badly formed.

Response

Correct the application that issued the request so that it serializes using the correct format. If the exception persists, start Configuration Manager tracing to record details of the request, and contact your IBM Support Center.

BIP1165

Unexpected exception creating or deleting security ACL Information in ConfigurationACLGroup class <insert_1> method; exception text: <insert_2>.

Severity

30 : Severe error

Explanation

An exception was caught by the ConfigurationACLGroup class <insert_1> method while the ACL security information was being created or deleted. The exception text is: <insert_2>.

Response

Retry the operation. If the exception still occurs, contact your IBM support center.

BIP1170

Failed to restore the repository for the Configuration Manager <insert_1>.

Severity

30 : Severe error

Explanation

At least one file in the Configuration Manager's repository could not be restored. The restore operation was rolled back and the Configuration Manager is in the state it was in before the restore command was issued.

Response

Check that the Configuration Manager is not running, and that the file specified is a valid Configuration Manager archive. Check that the current user has authority to read the archive and write to the directory described by the work path. If this problem persists contact your IBM support center.

BIP1171

Verifying the restored repository...

Severity

0 : Information

BIP1172

The database is invalid (<insert_1>)

Severity

30 : Severe error

BIP1173

The Configuration Manager could not initialize because a required service is not available.

Severity

30 : Severe error

Explanation

The Configuration Manager was unable to initialize because either the machine does not have a local IP address or an MD5 cryptography service is not available.

Response

Ensure that the machine has a local IP address and that cryptography services are enabled, then retry the operation. If the exception still occurs, contact your IBM support center.

BIP1201

Unknown or unsupported database of type <insert_1>.

Severity

30 : Severe error

Explanation

While attempting to determine the type of database being used for the configuration repository, the database type <insert_1> was returned. This is an unknown or unsupported database.

Response

This is an internal error. Contact your IBM support center.

BIP1202

Unexpected exception in the Configuration Manager DBManager class <insert_2> method; exception text: <insert_1>, <insert_3>.

Severity

30 : Severe error

Explanation

While attempting a database operation on the configuration repository, an exception was caught by the Configuration Manager DBManager class <insert_2> method. The database operation did not complete successfully. The exception text is: <insert_1>, <insert_3>.

Response

The exception text may indicate that a Java class could not be found; check that the system CLASSPATH variable contains the correct classes. If the problem persists please contact your IBM support center.

BIP1203

Unknown database column type <insert_1>.

Severity

30 : Severe error

Explanation

While attempting to construct the database tables for the configuration repository, a column type of <insert_1> was found. This is an unknown column type. The database tables have not been constructed successfully.

Response

This is an internal error. Contact your IBM support center.

BIP1204

Unable to locate required <insert_1> <insert_2> in directory <insert_3>.

Severity

30 : Severe error

Explanation

While attempting to prime the database tables for the configuration repository, a file or directory was either not found or could not be read. This may be the result of an inconsistent installation. The database tables have not been primed successfully.

Response

Ensure that the file or directory exists in the WebSphere Message Broker <insert_3> directory. Check that the permissions are such that the file or directory is readable. Retry the mqsicreateconfigmgr command. If this is still not successful, contact your IBM support center.

BIP1205

Unexpected exception accessing configuration repository; exception text: <insert_2>.

Severity

20 : Error

Explanation

While attempting a database operation on the configuration repository, an exception was caught by the Configuration Manager. The database operation did not complete successfully. If this message was issued by the Configuration Manager, then it will continue if it is safe to do so. The exception text is: <insert_2>.

Response

If this problem persists contact your IBM support center.

BIP1206

Database not running; exception text: <insert_1>.

Severity

20 : Error

Explanation

While attempting a database operation on the configuration repository, an exception was caught by the Configuration Manager. This was because the database is not up and running. The database operation did not complete successfully. If this message was issued by the Configuration Manager, then it will continue if it is safe to do so. The exception text is: <insert_1>.

Response

If this problem persists contact your IBM support center.

BIP1207

Database <insert_1> not found; exception text: <insert_2>.

Severity

20 : Error

Explanation

While attempting a database operation on the configuration repository, an exception was caught by the

Configuration Manager. This was because the database name <insert_1> is not recognized and the database cannot be found. The database operation did not complete successfully. The exception text is: <insert_2>.

Response

If this problem persists contact your IBM support center.

BIP1208

Database product name cannot be found: object <insert_1> is null.

Severity

30 : Severe error

Explanation

A problem was encountered while attempting to get information from the configuration repository database manager. The <insert_1> object is null.

Response

This is an internal error. Contact your IBM support center.

BIP1209

The userid and/or password are not authorized for connection to the configuration repository <insert_1>.

Severity

20 : Error

Explanation

When starting or creating or deleting the Configuration Manager, the configuration repository database <insert_1> could not be opened because the userid and/or password is not authorized.

Response

This error is most probably a result of either incorrect userid and password being provided for the -u and -p options on the mqsicreateconfigmgr. command, or the userid not having been assigned access rights to the configuration repository database by the database management system. First check that the access rights have been correctly configured. Then, if necessary, delete your Configuration Manager (using the mqsideleteconfigmgr. command) and then re-create your Configuration Manager (using the mqsicreateconfigmgr. command) with the correct options. To preserve your configuration data in the configuration repository and message repository, do not specify the -n and -m flags on the mqsideleteconfigmgr. command.

BIP1210

Missing or blank configuration repository JDBC driver name.

Severity

30 : Severe error

Explanation

The configuration repository JDBC driver name supplied to the Configuration Manager is either blank or is missing. This is a mandatory property of the Configuration Manager.

Response

This is an internal error. Contact your IBM support center.

BIP1211

Missing or blank configuration repository JDBC connection name.

Severity

30 : Severe error

Explanation

The configuration repository JDBC connection name supplied to the Configuration Manager is either blank or is missing. This is a mandatory property of the Configuration Manager.

Response

This is an internal error. Contact your IBM support center.

BIP1213

User <insert_1> is not allowed to unlock resource locked by user <insert_2>.

Severity

30 : Severe error

Explanation

An attempt has been made to unlock a resource in the configuration repository, but the principal supplied with the unlock request (<insert_1>) does not match the principal associated with the locked resource (<insert_2>).

Response

The resource was locked by a different user. You cannot unlock a resource for which you do not own the lock.

BIP1214

Cannot unlock resource with lock token <insert_1> as the resource is not locked.

Severity

30 : Severe error

Explanation

An attempt has been made to unlock a resource in the configuration repository, but the lock token supplied with the unlock request (<insert_1>) does not exist in the configuration repository, implying that the resource is not locked.

Response

The resource has already been unlocked. You can not unlock a resource for which no lock exists.

BIP1215

Invalid configuration repository table name <insert_1> detected by Configuration Manager DBManager class <insert_2> method.

Severity

30 : Severe error

Explanation

The Configuration Manager DBManager class <insert_2> method has detected an unknown table name <insert_1> when processing a request against the configuration repository.

Response

This is an internal error. Contact your IBM support center.

BIP1216

Can not update resource <insert_1> which is not locked.

Severity

30 : Severe error

Explanation

An attempt has been made to update an existing resource <insert_1> in the configuration repository but the resource has not been locked.

Response

You must first lock a resource before you update it.

BIP1217

Referenced <insert_2> not found, (UUID <insert_1>).

Severity

20 : Error

Explanation

A referenced <insert_2> has not been found in the configuration repository.

Response

It is possible the parent of the <insert_2> written to the repository but the <insert_2> itself has not. Alternatively, the referenced <insert_2> may have been deleted. If this problem persists contact your IBM support center.

BIP1221

A Configuration Manager database for migration has been identified as being invalid.

Severity

20 : Error

Explanation

The Configuration Manager database specified for migration did not contain a complete set of valid tables. An empty internal repository has been created instead.

Response

It is possible that the incorrect database has been specified for migration. If so, delete and recreate the Configuration Manager ensuring that you specify the correct database. If no migration is needed, no further action is required.

BIP1222

The internal configuration repository is in use.

Severity

10 : Warning

Explanation

The Configuration Manager is connecting to its internal repository.

Response

No action.

BIP1223

Attempting to open and migrate DB2 database <insert_1>...

Severity

0 : Information

BIP1224

Migrating from DB2 Database: <insert_1>1

Severity

0 : Information

Explanation

Migrating from DB2 Database <insert_1> to the Configuration internal repository.

Response

No action.

BIP1225

Database migration failed

Severity

30 : Severe error

Explanation

Migration from DB2 Database <insert_1> to the Configuration internal repository failed.

Response

See previous messages for details. Contact your IBM support center if the problem persists.

BIP1226

Configuration data already migrated

Severity

10 : Warning

Explanation

The Configuration Manager internal repository indicates data migration has already taken place.

Response

No action.

BIP1227

The Configuration Manager repository has not been found.

Severity

30 : Severe error

Explanation

The Configuration Manager failed to find its internal repository. An empty one has been created. This is a non-destructive action.

Response

Stop the Configuration Manager and restore the repository from a previous backup. Contact your IBM Support Center if the problem persists.

BIP1228

The Configuration Manager repository has been successfully created.

Severity

0 : Information

BIP1229

Failed to migrate table: <insert_2>

Severity

30 : Severe error

Explanation

The Configuration Manager failed to read UUID <insert_1> from table <insert_2> while migrating configuration data.

Response

This is an internal error. Contact your IBM support center if the problem persists.

BIP1230

The Configuration Manager's repository is not available for use.

Severity

30 : Severe error

Explanation

The Configuration Manager was not able to gain exclusive access to its internal repository. Either another process already has exclusive access to the repository (for example, if another instance of the Configuration Manager is running), or the user ID under which the Configuration Manager was started does not have the required authority to access the repository.

Response

Ensure that the Configuration Manager is not already running, and that no other process is running that may have acquired exclusive access to the repository. Also, ensure that the Configuration Manager's user ID has the required authority to access the database; the user at least needs to be a member of the mqm and mqbrkrs groups, and on Windows the user also needs to be in the Administrators group.

BIP1301

Invalid call to Configuration Manager PrincipalsManager class <insert_1> method.

Severity

30 : Severe error

Explanation

An invalid method call was made to the Configuration Manager PrincipalsManager class <insert_1> method.

Response

This is an internal error. Contact your IBM support center.

BIP1302

Unexpected exception in Configuration Manager PrincipalsManager class makeTXDoc method; exception text: UnsupportedEncodingException, character set <insert_1>.

Severity

30 : Severe error

Explanation

An exception was caught by the Configuration Manager PrincipalsManager class makeTXDoc method when constructing an XML document. The exception text is: UnsupportedEncodingException, character set <insert_1>.

Response

This is an internal error. Contact your IBM support center.

BIP1303

Unexpected exception in Configuration Manager PrincipalsManager class <insert_1> method; exception text: <insert_2>.

Severity

30 : Severe error

Explanation

An exception was caught by the Configuration Manager PrincipalsManager class <insert_1> method. The exception text is: <insert_2>.

Response

Retry the operation. If the exception still occurs, turn on Configuration Manager tracing to capture details of the exception, and contact your IBM support center.

BIP1304

Error accessing User Name Server from Configuration Manager PrincipalsManager class <insert_1> method; exception text: <insert_2>.

Severity

30 : Severe error

Explanation

An exception was caught by the Configuration Manager PrincipalsManager class <insert_1> method whilst getting information from the User Name Server UGRegistry client. The exception text is: <insert_2>.

Response

Check preceding log entries for related errors and retry the operation. If the exception still occurs, restart the Configuration Manager, then retry the operation again. If the exception still occurs, turn on Configuration Manager tracing to capture details of the exception, and contact your IBM support center.

BIP1305

Invalid call to Configuration Manager PrincipalsManager class <insert_1> method; Section parameter value <insert_2> encountered.

Severity

30 : Severe error

Explanation

An attempt was made by the Configuration Manager to call the PrincipalsManager class <insert_1> method using value <insert_2> for the Section parameter. Only a value of SHARED is supported.

Response

This is an internal error. Contact your IBM support center.

BIP1306

Invalid call to Configuration Manager PrincipalsManager class <insert_1> method; Container parameter value <insert_2> encountered.

Severity

30 : Severe error

Explanation

An attempt was made by the Configuration Manager to call the PrincipalsManager class <insert_1> method using value <insert_2> for the Container parameter. Only values of USER, GROUP and PUBLICGROUP are supported.

Response

This is an internal error. Contact your IBM support center.

BIP1350

The current operation has timed out.

Severity

20 : Error

Explanation

One or more requests have been sent to the Configuration Manager to process the current operation, but no reply has been received for the last request sent.

Response

Either your request has queued up behind a long-running request by another user, or the Configuration Manager has stopped. Check that it is up and running then retry the operation. Because the link to the Configuration Manager is via WebSphere MQ, it is important to note that the original operation may have fully completed, or have partly completed, even though no reply was received in the allotted time. The results of the retried operation should indicate this, and will determine subsequent actions.

BIP1351

WebSphere MQ queue manager <insert_1> unknown on host system <insert_2>.

Severity

30 : Severe error

Explanation

When connecting to the WebSphere MQ queue manager, the name supplied is not that of a queue manager known to WebSphere MQ on host system <insert_2>. The Message Brokers Toolkit is unable to communicate with the Configuration Manager.

Response

Check that the queue manager name entered in the Message Brokers Toolkit File->Connection dialog box has been correctly specified, and that a WebSphere MQ queue manager with the required name exists on the specified host system. Note that WebSphere MQ queue manager names are case-sensitive. For more information on this error see the WebSphere MQ Application Programming Reference manual, code 2058.

BIP1352

WebSphere MQ queue manager <insert_1> on host system <insert_2> not available.

Severity

30 : Severe error

Explanation

When connecting to the WebSphere MQ queue manager, queue manager <insert_1> is not up and running and listening for input on host system <insert_2>. The Message Brokers Toolkit is unable to communicate with the Configuration Manager.

Response

Check that the queue manager name entered in the Message Brokers Toolkit File->Connection dialog box has been correctly specified. Start the WebSphere MQ queue manager if it is not running. Ensure that the WebSphere MQ listener is running and listening on the correct port, that only one listener is listening on that port. Ensure that WebSphere MQ server connection channel SYSTEM.BKR.CONFIG is defined to the queue manager. For more information on this error see the WebSphere MQ Application Programming Reference manual, codes 2059, 2161, 2162, and 2009.

BIP1353

WebSphere MQ queue manager <insert_1> no longer available.

Severity

30 : Severe error

Explanation

The Message Brokers Toolkit's connection to WebSphere MQ queue manager <insert_1> has been lost. The Message Brokers Toolkit is unable to communicate with the Configuration Manager.

Response

Restart the WebSphere MQ queue manager and the WebSphere MQ listener. If necessary also restart the Configuration Manager. For more information on this error see the WebSphere MQ Application Programming Reference manual, codes 2009, 2161 and 2162.

BIP1355

Unknown WebSphere MQ queue name <insert_1>.

Severity

30 : Severe error

Explanation

When opening the WebSphere MQ queues used by the Message Brokers Toolkit, the name supplied is not that of a queue known to the WebSphere MQ queue manager. The Message Brokers Toolkit is unable to communicate with the Configuration Manager.

Response

Check that the queue manager name entered in the Message Brokers Toolkit File->Connection dialog box has been correctly specified. Also check that it is associated with the Configuration Manager, and that it has a definition for queue <insert_1>. Note that WebSphere MQ queue and queue manager names are case-sensitive. For more information on this error see the WebSphere MQ Application Programming Reference manual, code 2085.

BIP1356

WebSphere MQ error detected, reason code <insert_1>.

Severity

30 : Severe error

Explanation

An error has occurred while making a WebSphere MQ call from the Message Brokers Toolkit. The WebSphere MQ reason code is <insert_1>.

Response

For more information on this error see the WebSphere MQ Application Programming Reference manual, code <insert_1>.

BIP1357

Unrecognized reply received from the Configuration Manager.

Severity

20 : Error

Explanation

A request has been sent to the Configuration Manager to process the current operation, but the reply received back is not one recognized by the Message Brokers Toolkit.

Response

The most likely cause is that another WebSphere MQ application is erroneously processing messages on SYSTEM.BROKER.CONFIG.QUEUE. Check that the Configuration Manager is up and running and is the only WebSphere MQ application processing messages on the queue. If no other application can be identified and the problem persists, contact your IBM support center.

BIP1358

Unexpected exception in Message Brokers Toolkit <insert_2> class <insert_3> method; exception text: <insert_1>, <insert_4>.

Severity

30 : Severe error

Explanation

An exception was caught by the <insert_2> class <insert_3> method when the Message Brokers Toolkit was communicating with the Configuration Manager. The exception text is: <insert_1>, <insert_4>.

Response

Retry the operation. If the exception still occurs, restart the Message Brokers Toolkit, then retry the operation again. If the exception still occurs, turn on Message Brokers Toolkit tracing to capture details of the exception, and contact your IBM support center.

BIP1359

The connection to WebSphere MQ queue manager <insert_1> has been lost.

Severity

30 : Severe error

Explanation

When communicating with WebSphere MQ, queue manager <insert_1> is no longer up and running and listening for input. The Message Brokers Toolkit is unable to communicate with the Configuration Manager.

Response

Restart the WebSphere MQ queue manager if it is not running. Ensure that the WebSphere MQ listener is running and listening on the correct port, that only one listener is listening on that port. For more information on this error see the WebSphere MQ Application Programming Reference manual, codes 2161, 2162, and 2009.

BIP1360

Configuration Manager is not at the required software level.

Severity

20 : Error

Explanation

A request was sent to the Configuration Manager to process the current operation, but the reply received back indicates that the Configuration Manager is not at a sufficient level to recognize requests of that command level.

Response

The Message Brokers Toolkit or Config Manager Proxy application has been upgraded to the latest product level, but a similar upgrade has not been made to the Configuration Manager. This is an incompatible combination of software; either upgrade the Configuration Manager to the same level as the Message Brokers Toolkit and Config Manager Proxy, or connect to a different Configuration Manager.

BIP1361

Unable to locate WebSphere MQ Java classes.

Severity

30 : Severe error

Explanation

When connecting to the WebSphere MQ queue manager at Configuration Manager startup, the WebSphere MQ Java classes could not be located. All Message Brokers Toolkit and Config Manager Proxy applications will be unable to communicate with the Configuration Manager.

Response

Ensure that the required level of WebSphere MQ Java classes are installed and have been correctly added to the classpath. You must also ensure that the userid under which you are running has permission to access the directory where the WebSphere MQ Java classes are installed (on some platforms this may mean adding your user id to the Administrators group).

BIP1362

Unable to locate WebSphere security exit class.

Severity

30 : Severe error

Explanation

When a Message Brokers Toolkit or Config Manager Proxy application attempted to connect to the WebSphere queue manager, the WebSphere security exit class <insert_1> could not be located. The application is unable to communicate with the Configuration Manager with the desired level of security.

Response

Ensure that the WebSphere security exit class <insert_1> exists in the specified location, and that the current user has authority to load it.

BIP1363

A problem was encountered while configuring WebSphere MQ security exit class <insert_2>; exception text: <insert_1>.

Severity

30 : Severe error

Explanation

The Message Brokers Toolkit or Config Manager Proxy application could not configure user-supplied class <insert_2> for use as a WebSphere MQ security exit. The exception text is: <insert_1>. The Message Brokers Toolkit is unable to communicate with the Configuration Manager with the desired level of security.

Response

Check that the CLASSPATH system environment variable contains the jar files for any classes that are used by the security exit. Ensure that the security exit implements the WebSphere MQ MQSecurityExit interface and is correctly coded. For a complete description of how to implement a WebSphere MQ security exit for the WebSphere MQ Java Client please refer to WebSphere MQ documentation.

BIP1401

Invalid call to Configuration Manager MRMMManager class <insert_1> method.

Severity

30 : Severe error

Explanation

An invalid method call was made to the Configuration Manager MRMMManager class <insert_1> method.

Response

This is an internal error. Contact your IBM support center.

BIP1402

Unexpected exception in Configuration Manager MRMMManager class <insert_2> method; exception text: <insert_1>.

Severity

30 : Severe error

Explanation

An exception was caught by the Configuration Manager MRMMManager class <insert_2> method. The exception text is: <insert_1>.

Response

Retry the operation. If the exception still occurs, turn on Configuration Manager tracing to capture details of the exception, and contact your IBM support center.

BIP1403

Missing or blank message repository database name.

Severity

30 : Severe error

Explanation

The message repository database name supplied to the Configuration Manager is either blank or missing. This is a mandatory property of the Configuration Manager. The most likely cause of this is manual editing of the registry entries created by the mqsicreateconfigmgr. command.

Response

Delete the Configuration Manager using the mqsideleteconfigmgr. command, without specifying the -n or -m options. Then recreate the Configuration Manager using the mqsicreateconfigmgr. command, specifying the correct database name on the -m option. See the WebSphere Message Broker online documentation for guidance. If the problem persists, contact your IBM support center.

BIP1404

Update or create message repository resource <insert_2> of type <insert_1> in server <insert_3> failed: empty hash table.

Severity

30 : Severe error

Explanation

An empty hash table was supplied when updating or creating resource <insert_2> of type <insert_1> in server <insert_3> within the message repository.

Response

This is an internal error. Contact your IBM support center.

BIP1405

Update or create message repository resource <insert_2> of type <insert_1> in server <insert_3> failed: no XML document.

Severity

30 : Severe error

Explanation

No XML document was supplied when updating or creating resource <insert_2> of type <insert_1> in server <insert_3> within the message repository.

Response

This is an internal error. Contact your IBM support center.

BIP1406

Unable to lock message repository resource <insert_2> of type <insert_1> in server <insert_3>:. no ActiveLock object.

Severity

30 : Severe error

Explanation

No ActiveLock object was supplied when writing resource <insert_2> of type <insert_1> in server <insert_3> within the message repository.

Response

This is an internal error. Contact your IBM support center.

BIP1407

Update or create resource <insert_2> of type <insert_1> in server <insert_3> failed: empty hash table.

Severity

30 : Severe error

Explanation

An empty hash table was supplied when updating or creating the properties for resource <insert_2> of type <insert_1> in server <insert_3> within the message repository.

Response

This is an internal error. Contact your IBM support center.

BIP1408

Update or create resource <insert_2> of type <insert_1> in server <insert_3> failed: no XML document.

Severity

30 : Severe error

Explanation

No XML document was supplied when updating or creating the properties for resource <insert_2> of type <insert_1> in server <insert_3> within the message repository.

Response

This is an internal error. Contact your IBM support center.

BIP1409

Unable to unlock resource <insert_2> of type <insert_1> in server <insert_3>&colon. no ActiveLock object.

Severity

30 : Severe error

Explanation

No ActiveLock object was supplied when writing resource <insert_2> of type <insert_1> in server <insert_3> within the message repository.

Response

This is an internal error. Contact your IBM support center.

BIP1410

Update or create resource <insert_2> of type <insert_1> in server <insert_3> failed: no ActiveLock object.

Severity

30 : Severe error

Explanation

No ActiveLock object was supplied when updating or creating resource <insert_2> of type <insert_1> in server <insert_3> within the message repository.

Response

This is an internal error. Contact your IBM support center.

BIP1411

Unable to save NNSY resource to the configuration database.

Severity

30 : Severe error

Explanation

Changes to NNSY resources cannot be performed using the Message Brokers Toolkit.

Response

The Message Brokers Toolkit provides a read-only view of NNSY resources. In order to perform updates to a NNSY resource, you will need to use the NNSY Formatter GUI instead.

BIP1412

Unable to save the properties for the NNSY resource to the configuration database.

Severity

30 : Severe error

Explanation

Changes to NNSY resources cannot be performed using the Message Brokers Toolkit.

Response

The Message Brokers Toolkit provides a read-only view of NNSY resources. In order to perform updates to a NNSY resource, you will need to use the NNSY Formatter GUI instead.

BIP1413

Unable to lock a NNSY resource.

Severity

30 : Severe error

Explanation

Changes to NNSY resources cannot be performed using the Message Brokers Toolkit, and so it is not possible to put a lock on a NNSY resource.

Response

The Message Brokers Toolkit provides a read-only view of NNSY resources. In order to perform updates to a NNSY resource, you will need to use the NNSY Formatter GUI instead.

BIP1414

Unable to unlock a NNSY resource.

Severity

30 : Severe error

Explanation

Changes to NNSY resources cannot be performed using the Message Brokers Toolkit, and so it is not possible to release a lock on a NNSY resource.

Response

The Message Brokers Toolkit provides a read-only view of NNSY resources. In order to perform updates to a NNSY resource, you will need to use the NNSY Formatter GUI instead.

BIP1415

Unable to delete a NNSY resource.

Severity

30 : Severe error

Explanation

Changes to NNSY resources cannot be performed using the Message Brokers Toolkit, and so it is not possible to delete a NNSY resource.

Response

The Message Brokers Toolkit provides a read-only view of NNSY resources. In order to perform updates to a NNSY resource, you will need to use the NNSY Formatter GUI instead.

BIP1449

Configuration Manager cannot locate one or more Java classes; exception text: <insert_1>.

Severity

30 : Severe error

Explanation

There was an error establishing the correct Java environment for accessing the message repository.

Response

This normally indicates an inconsistent installation of the Configuration Manager. Check that Configuration Manager has been installed correctly and that no jar files have been deleted. If the problem persists contact your IBM support center.

BIP1450

Error loading library imbMRMInterface; error text: <insert_1>.

Severity

30 : Severe error

Explanation

The Configuration Manager was unsuccessful when loading the imbMRMInterface library. Any error text follows: <insert_1>.

Response

This normally indicates an inconsistent installation of the Configuration Manager. Check that the Configuration Manager has been installed correctly and that PATH includes the directory containing the Configuration Manager libraries and executables. If the problem persists contact your IBM support center.

BIP1461

Invalid call to Configuration Manager CacheManager class <insert_1> method.

Severity

30 : Severe error

Explanation

An invalid method call was made to the Configuration Manager CacheManager class <insert_1> method.

Response

This is an internal error. Contact your IBM support center.

BIP1462

Unexpected exception in Configuration Manager CacheManager class <insert_2> method; exception text: <insert_1>.

Severity

30 : Severe error

Explanation

An exception was caught by the Configuration Manager CacheManager class <insert_2> method. The exception text is: <insert_1>.

Response

Retry the operation. If the exception still occurs, turn on Configuration Manager tracing to capture details of the exception, and contact your IBM support center.

BIP1502

Unexpected exception in Configuration Manager BrokerManager class <insert_1> method; exception text: <insert_2>.

Severity

30 : Severe error

Explanation

An exception was caught by the Configuration Manager BrokerManager class <insert_1> method. The exception text is: <insert_2>. The current operation will terminate.

Response

Retry the operation if possible. If the exception still occurs, turn on Configuration Manager tracing to capture details of the exception and contact your IBM support center.

BIP1503

Unable to find required execution group document in the configuration repository.

Severity

20 : Error

Explanation

When deploying configuration data, the document for execution group <insert_1> could not be found in the configuration repository. Another document has referenced this document, and it is required for the successful completion of the deploy operation. The referencing deploy document is of type <insert_2>.

Response

The execution group document <insert_1> is not available. This is an internal error. Contact your IBM support center.

BIP1504

Unknown deploy type or action type <insert_1>.

Severity

30 : Severe error

Explanation

The Configuration Manager BrokerManager class received a request to perform the action <insert_1>. This action is not recognized.

Response

This is an internal error. Contact your IBM support center.

BIP1505

Subscription can not be deleted.

Severity

20 : Error

Explanation

An attempt was made to delete a subscription, but the subscription in question was created by a WebSphere Message Broker component for its own internal use. Such subscriptions can not be deleted.

Response

Retry the operation on a different subscription.

BIP1506

Queue manager <insert_3> cannot be associated with broker <insert_1>; it may still be in use by another broker <insert_2> which is pending deletion.

Severity

20 : Error

Explanation

Broker <insert_2> has been removed from the domain of active brokers, although it may still be using its queue manager. It is not possible to associate another broker with the queue manager until the Configuration Manager can confirm that the first broker has tidied up its resources.

Response

When removing a broker from a domain, the Configuration Manager will automatically ask the broker to cleanly tidy up its resources and stop. If this request cannot be processed by the broker (for example, if the broker rejects the request because of an error) you must correct the error and then initiate a deploy of the topology in order to instruct the broker component once more to tidy up its resources and stop. This can be done using the Message Brokers Toolkit, mqsideploy utility or the Configuration Manager

Proxy API. Once the deploy is successful, you must delete the broker component using the `mqsideletebroker.` command. Only then can you associate a new broker with the queue manager. If the runtime broker component has already been deleted and is therefore unable to cleanly tidy up its resources, you must purge any remaining references to the broker and its queue manager from the Configuration Manager's repository. The easiest way to do this is by using the Configuration Manager Proxy API `TopologyProxy.removeDeletedBroker()`. This can be invoked by running the Configuration Manager Proxy API Exerciser sample and selecting the 'Remove References to a Previously Deleted Broker' option from the `PubSubTopology` object. An alternative way of removing deleted broker references is to make the broker's queue manager or its `SYSTEM.BROKER.ADMIN.QUEUE` inaccessible to the Configuration Manager and initiating a topology deploy.

BIP1507

Cannot find root element <insert_1> in XML document.

Severity

30 : Severe error

Explanation

The Configuration Manager could not find a root element named <insert_1> in the XML document it was attempting to parse.

Response

This is an internal error. Contact your IBM support center.

BIP1508

Unexpected root element <insert_1> in XML document: root element <insert_2> expected.

Severity

30 : Severe error

Explanation

The Configuration Manager found an unexpected root element named <insert_1> while parsing an XML document looking for root element <insert_2>.

Response

This is an internal error. Contact your IBM support center.

BIP1509

The deployment action was not required.

Severity

0 : Information

Explanation

The Configuration Manager was asked to initiate a deployment operation, but this was not performed because the deployed configuration has not changed.

Response

No user action required.

BIP1510

Deployment failed; a deployment is already in progress to broker <insert_1>.

Severity

20 : Error

Explanation

A request was issued for the Configuration Manager to deploy to broker <insert_1>. This request cannot be processed because the Configuration Manager has not yet received a response to a previous deployment request submitted to that broker. To ensure that the deployed configuration is consistent with the reported configuration, the more recent deployment request has been discarded.

If you are deploying the publish/subscribe topology or topic hierarchy, no brokers in the domain will have received the new deployment message. There can be no outstanding deployments in the domain before deployment of such a configuration can occur.

Response

Wait for the outstanding deployment to complete before retrying the operation. Check the Event Log editor or Configuration Manager Proxy to verify that all responses to the outstanding deployment have been received and processed.

If the outstanding deployment request does not complete in a suitable period of time, check that all brokers exist and are running, all WebSphere MQ queue managers are running, and all channels between queue managers are started. Check that deployment messages have been correctly delivered to the target brokers, and have not been put to the dead letter queue. Correct all problems that you find.

If, following these actions, the deployment does not complete, cancel the deploy operation by using one of the following methods:

1. Right-click the broker in the workbench and then selecting the 'Cancel Deployment' option, or 2. Run the mqsideploy command with the -c option, or

3. Include the BrokerProxy.cancelDeployment() method in a Configuration Manager Proxy application.

If you cancel the deployment operation, the cancelation does not stop the deployment message from being processed by the broker. It forces the Configuration Manager to remove any outstanding deployment locks that might be associated with the broker. If a broker subsequently processes a deployment message that you have canceled in this way, the deployed configuration might become inconsistent with the reported configuration.

BIP1511

Queue manager <insert_3> cannot be associated with broker <insert_1>; it is already associated with broker <insert_2>.

Severity

20 : Error

Explanation

An attempt was made to associate broker <insert_1> with WebSphere MQ queue manager <insert_3>, but broker <insert_2> already has this association. A WebSphere MQ queue manager can only have one broker associated with it.

Response

Change the queue manager for one of the brokers. If this problem occurs after you have deleted broker <insert_2> then tried to recreate it, you must first initiate a deploy operation to automatically delete the configuration from the real broker. It is only after all types of configuration data (message flows, message sets, topology, topics) have been successfully deleted from the real broker that the broker document is finally deleted from the configuration repository. Until that time the queue manager can not be associated with another broker. Once this has been done, you must also physically delete and recreate the real broker using the mqsideletebroker. and mqsicreatebroker. commands.

BIP1512

No Topology document found.

Severity

30 : Severe error

Explanation

When attempting to deploy configuration data, the Topology document could not be found in the configuration repository.

Response

This is an internal error. Contact your IBM support center.

BIP1513

The response received by the Configuration Manager on input queue <insert_1> could not be processed.

Severity

10 : Warning

Explanation

A message was received by the Configuration Manager on input queue <insert_1>, but the message was not a response to an outstanding broker request. This message has arrived, in error, on queue <insert_1>.

Response

The message has been written to the WebSphere MQ dead letter queue. Look at the message on the dead letter queue to establish which application sent the message. If the message was a reply from a broker to which a deployment operation was subsequently cancelled, then it can be ignored. If this is not the case, correct the the application.

BIP1514

The publication received by the Configuration Manager on input queue <insert_1> could not be processed.

Severity

10 : Warning

Explanation

A publication was received by the Configuration Manager on input queue <insert_1>, but the publication does not match any topic to which the Configuration Manager has subscribed. The publication has been written to the WebSphere MQ dead letter queue.

Response

Investigate the message on the dead letter queue to establish the application that created the subscription, and the reason why it was published on queue <insert_1>. Correct the application.

BIP1515

Unable to find deploying broker data: UUID of broker is <insert_1>

Severity

30 : Severe error

Explanation

The Configuration Manager received a response message from a broker that matches an outstanding broker request, but can find no record in the configuration repository of the broker in question. The UUID of the broker is <insert_1>.

Response

This is an internal error. Contact your IBM support center.

BIP1516

Unable to process XML document in message from broker <insert_2>: no <insert_1> element could be found.

Severity

30 : Severe error

Explanation

While processing a message received from broker <insert_2>, the XML document it contained was found to be invalid. An element in the following list was expected but could not be found: <insert_1>.

Response

This is an internal error. Contact your IBM support center.

BIP1517

Cannot find entry in section <insert_1> of configuration repository: UUID of entry <insert_2>; table <insert_3>.

Severity

30 : Severe error

Explanation

A configuration repository entry could not be found. The UUID of the entry is <insert_2>, the configuration repository table name is <insert_3> and section is <insert_1>. The configuration repository may be in an inconsistent state.

Response

This situation should not arise under normal circumstances. Retry the operation and if the problem persists contact your IBM support center.

BIP1518

Unexpected exception in Configuration Manager BrokerManager class purgeLogEntries method; exception text: <insert_1>.

Severity

10 : Warning

Explanation

An exception was caught by the Configuration Manager BrokerManager class purgeLogEntries method. The CLOG table in the configuration repository was not cleared correctly. The exception text is: <insert_1>.

Response

This will not affect the operation of the Configuration Manager and you may continue to use it. However, this is an internal error and you should contact your IBM support center if the problem persists.

BIP1519

Invalid topic tree found deploying topics.

Severity

20 : Error

Explanation

When deploying topic data, the document for topic <insert_1> could not be found in the configuration repository. The parent topic that references <insert_1> is <insert_2>.

Response

The topic document for <insert_1> has either been deleted or has not been saved to the Configuration Manager. Correct the problem and retry the deploy operation.

BIP1520

The Configuration Manager has initiated a deployment operation.

Severity

0 : Information

Explanation

The Configuration Manager received a request to deploy configuration data and has consequently asked the following brokers to change their configuration: <insert_1> <insert_2>2

Response

The receipt of this message does not necessarily mean that deployment was successful; view the Event Log Editor in the Message Brokers Toolkit to check the outcome of the deployment. If you are deploying programmatically using the Config Manager Proxy, check the returned DeployResult object or LogProxy. There will be a separate set of log messages for each broker.

BIP1521

Start message flow operation successfully initiated for broker <insert_1>.

Severity

0 : Information

Explanation

The Configuration Manager has processed the start message flow request and initiated a start message flow operation for the target message flows.

BIP1522

Stop message flow operation successfully initiated for broker <insert_1>.

Severity

0 : Information

Explanation

The Configuration Manager has processed the stop message flow request and initiated a stop message flow operation for the target message flows.

BIP1523

Stop trace operation successfully initiated for broker <insert_1>.

Severity

0 : Information

Explanation

The Configuration Manager has processed the stop trace request and initiated a stop trace operation for the target resources.

BIP1524

Start trace operation successfully initiated for broker <insert_1>.

Severity

0 : Information

Explanation

The Configuration Manager has processed the start trace request and initiated a start trace operation for the target resources.

BIP1525

Delete subscription operation successfully initiated on broker <insert_1>.

Severity

0 : Information

Explanation

The Configuration Manager has processed the delete subscription request and initiated a delete operation for the target subscription.

Response

Consult the Event Log Editor in the Message Brokers Toolkit, or the LogProxy object in a Config Manager Proxy application, to check the outcome of the operation.

BIP1526

Operation not initiated.

Severity

10 : Warning

Explanation

The Configuration Manager attempted to process the request but no suitable resource was found.

Response

Check that the correct resources still exist. If the problem persists please contact your IBM support center.

BIP1527

Duplicate name <insert_2> deploying <insert_1> data.

Severity

20 : Error

Explanation

When deploying <insert_1> data, two <insert_1>s with the same name were found in the configuration repository. The <insert_1> name is <insert_2>. Names must be unique.

Response

Rename one of the <insert_1>s with name <insert_2>, then retry the deploy operation.

BIP1528

java.lang.OutOfMemoryError in Configuration Manager BrokerManager class <insert_1> method.

Severity

20 : Error

Explanation

A java.lang.OutOfMemoryError was caught by the Configuration Manager BrokerManager class <insert_1> method. This means the Java Virtual Machine has exhausted its available memory heap.

Response

Stop the Configuration Manager using the mqsisstop command. Increase the maximum size of the Java Virtual Machine memory heap using the mqsischangeconfigmgr command, specifying the -j option. Refer to the WebSphere Message Broker online documentation for guidance. Then restart the Configuration Manager and retry the operation. Repeat if necessary until the error no longer occurs.

BIP1530

Unable to process XML document for broker <insert_2>. Attribute <insert_1> not found for element <insert_3>.

Severity

30 : Severe error

Explanation

While processing a message received from broker <insert_2>, the XML document it contained was found to be invalid. An attribute named <insert_1> could not be found for element <insert_3>.

Response

This is an internal error. Contact your IBM support center.

BIP1531

Deploy configuration has failed. The message set with UUID <insert_1> returned an empty hash table.

Severity

30 : Severe error

Explanation

During an attempt to deploy configuration data, a request to the message repository to generate the message dictionary for a message set returned an empty hash table. The UUID of the message set is <insert_1>.

Response

This is an internal error. Contact your IBM Support Center.

BIP1532

Deploy configuration failed processing broker data: UUID of resource is <insert_1>.

Severity

30 : Severe error

Explanation

An empty hash table was supplied when adding broker data to the 'DPLING' section of the configuration repository. The UUID of the resource in question is <insert_1>.

Response

This is an internal error. Contact your IBM support center.

BIP1533

Unable to deploy configuration data: unknown WebSphere MQ queue manager <insert_2> associated with broker <insert_1>.

Severity

20 : Error

Explanation

An attempt was made to deploy configuration data to one or more brokers. The WebSphere MQ queue manager <insert_2> associated with broker <insert_1> is not known to the Configuration Manager's WebSphere MQ queue manager. The deploy operation was not performed.

Response

Check that the name of the queue manager is spelled correctly. Note that WebSphere MQ queue manager names are case-sensitive. If the spelling is correct, make sure that either a queue manager alias definition for queue manager <insert_2>, or a transmission queue called <insert_2>, is defined to the Configuration Manager's queue manager. For more information on this error see the WebSphere MQ Application Programming Reference manual, code <insert_3>.

BIP1534

Unable to perform requested operation for broker <insert_1>: broker does not exist on queue manager <insert_2>.

Severity

10 : Warning

Explanation

An attempt was made to perform an operation against resources on broker <insert_1>, but the broker does not exist on queue manager <insert_2>. The operation was not performed.

Response

This normally means that the broker has been prematurely deleted using the mqsideletebroker command. Delete the broker from the configuration using the Message Brokers Toolkit or Config Manager Proxy, then redeploy the topology to remove all traces of the broker from the configuration repository.

BIP1535

Operation not initiated: broker <insert_1> does not exist on queue manager <insert_2>.

Severity

10 : Warning

Explanation

An attempt was made to process the request, but broker <insert_1> does not exist on queue manager <insert_2>. The operation was not initiated.

Response

This normally means that the broker has been prematurely deleted using the mqsideletebroker command. Delete the broker from the configuration using the Message Brokers Toolkit or Config Manager Proxy, then redeploy the topology to remove all traces of the broker from the configuration repository.

BIP1536

The Configuration Manager was unable to register for internal subscriptions with broker <insert_1>.

Severity

30 : Severe error

Explanation

Although the preceding deploy operation was successful, a subsequent attempt by the Configuration Manager to register for internal subscriptions with broker <insert_1> was not successful. This means that Message Brokers Toolkit and Config Manager Proxy applications may not show the correct status of the resources assigned to broker <insert_1>.

Response

Look in the system log for messages that indicate the cause of this problem. Correct the cause and redeploy to this broker. If this problem persists, contact your IBM support center.

BIP1537

Unable to remove configuration data from broker <insert_1>: broker no longer exists on queue manager <insert_2>.

Severity

10 : Warning

Explanation

Broker <insert_1> was deleted using the Message Brokers Toolkit or Config Manager Proxy, and a deploy operation subsequently attempted to remove all configuration data. However the broker was found to no longer exist on queue manager <insert_2>.

Response

No action is required. This message normally means that the broker been deleted using the `mqsdeletebroker.` command.

BIP1538

Unable to deploy configuration data to broker <insert_1> on queue manager <insert_2>; WebSphere MQ reason code <insert_3>.

Severity

20 : Error

Explanation

An attempt was made to deploy configuration data to broker <insert_1> on queue manager <insert_2>, but WebSphere MQ could not deliver the deploy request to the broker. The WebSphere MQ ReasonCode is <insert_3>. No configuration data was deployed.

Response

For more information on this error refer to the WebSphere MQ Application Programming Reference manual, code <insert_3>. Correct the problem and retry the deploy operation.

BIP1539

Unable to deploy configuration data to broker <insert_1>: broker does not exist on queue manager <insert_2>.

Severity

20 : Error

Explanation

An attempt was made to deploy configuration data to broker <insert_1>, but WebSphere MQ could not deliver the deploy request to the broker. The broker was found not to exist on queue manager <insert_2>. No configuration data was deployed.

Response

Either the wrong WebSphere MQ queue manager has been specified for the broker, or the broker has not been created using the `mqscreatebroker.` command, or the broker has been prematurely deleted using the `mqsdeletebroker.` command. Note that WebSphere MQ queue manager names are case-sensitive. Depending on the cause, either correct the queue manager name and redeploy, or create the broker using the `mqscreatebroker.` command and redeploy. Alternatively, delete the broker from the Configuration Manager using the Message Brokers Toolkit or Config Manager Proxy, and redeploy to remove all traces of the broker from the configuration repository.

BIP1540

Broker <insert_1> has been removed from the configuration repository.

Severity

0 : Information

Explanation

The Configuration Manager has removed all trace of broker <insert_1> from the configuration repository. The broker component and any deployed message flows might still be running.

Response

If the broker is still running, stop the broker using `mqsistop` and delete it using `mqsdeletebroker.`

BIP1541

Unable to perform requested operation for broker <insert_1> on queue manager <insert_2>; WebSphere MQ reason code <insert_3>.

Severity

20 : Error

Explanation

An attempt was made to perform an operation against resources on broker <insert_1> on queue manager <insert_2>, but WebSphere MQ could not deliver the operation request to the broker. The WebSphere MQ ReasonCode is <insert_3>. No operation was performed.

Response

For more information on this error refer to the WebSphere MQ Application Programming Reference manual, code <insert_3>. Correct the problem and retry the operation.

BIP1542

Unable to deploy configuration data.

Severity

20 : Error

Explanation

An attempt was made to deploy configuration data to one or more brokers, but the Configuration Manager is busy processing another deploy request. Your deploy operation was not performed.

Response

This is a transient situation. Wait for the Configuration Manager to complete its processing then retry the operation.

BIP1543

Deploy of configuration data to broker <insert_1> not performed.

Severity

10 : Warning

Explanation

An attempt was made to perform a delta deploy of configuration data to broker <insert_1>, but no changes have been made to the configuration for broker <insert_1> since the last deploy. The deploy operation for broker <insert_1> was not performed.

Response

No user action required.

BIP1544

The NNSY Message Set cannot be deployed to broker <insert_1>.

Severity

20 : Error

Explanation

An attempt was made to deploy to broker <insert_1>, but the broker has the NNSY Message Set assigned to it.

Response

The NNSY Message Set is provided to allow users to view NNSY Formatter message and format definitions within the Message Brokers Toolkit. You do not have to deploy this message set to a broker. Remove the assignment of the NNSY Message Set from the broker, and retry the operation.

BIP1545

Unable to find required broker document in the configuration repository.

Severity

20 : Error

Explanation

When deploying configuration data, the document for broker <insert_1> could not be found in the configuration repository. Another document has referenced this document, and it is required for the successful completion of the deploy operation. The referencing deploy document is of type <insert_2>.

Response

The broker document <insert_1> is not available. This is an internal error. Contact your IBM support center.

BIP1546

Unable to find required broker document in the configuration repository.

Severity

20 : Error

Explanation

When deploying configuration data, the document for broker <insert_1> could not be found in the configuration repository. Another document has referenced this document, and it is required for the successful completion of the deploy operation. The referencing collective document is of type <insert_2>.

Response

The broker document <insert_1> is not available. This is an internal error. Contact your IBM support center.

BIP1547

The required MRM dictionary document <insert_1> in the configuration repository was not found. The referencing broker document is of type <insert_2>.

Severity

20 : Error

Explanation

When deploying configuration data, the document for MRM dictionary <insert_1> could not be found in the configuration repository. Another document has referenced this document, and it is required for the successful completion of the deployment operation.

Response

The MRM dictionary document <insert_1> is not available. This is an internal error. Contact your IBM Support Center.

BIP1548

Unable to find required collective document in the configuration repository.

Severity

20 : Error

Explanation

When deploying configuration data, the document for collective <insert_1> could not be found in the configuration repository. Another document has referenced this document, and it is required for the

successful completion of the deploy operation. The referencing Topology document is of type <insert_2>.

Response

The collective document <insert_1> is not available. This is an internal error. Contact your IBM support center.

BIP1549

Unable to find required execution group document in the configuration repository.

Severity

20 : Error

Explanation

When deploying configuration data, the document for execution group <insert_1> could not be found in the configuration repository. Another document has referenced this document, and it is required for the successful completion of the deploy operation. The referencing broker document is of type <insert_2>.

Response

The execution group document <insert_1> is not available. This is an internal error. Contact your IBM support center.

BIP1550

Unable to find required message flow document in the configuration repository.

Severity

20 : Error

Explanation

When deploying configuration data, the document for message flow <insert_1> could not be found in the configuration repository. Another document has referenced this document, and it is required for the successful completion of the deploy operation. The referencing execution group document is of type <insert_2>.

Response

The message flow document <insert_1> is not available. This is an internal error. Contact your IBM support center.

BIP1551

Unable to find required message set document in the configuration repository.

Severity

20 : Error

Explanation

When deploying configuration data, the document for message set <insert_1> could not be found in the configuration repository. Another document has referenced this document, and it is required for the successful completion of the deploy operation. The referencing broker document is of type <insert_2>.

Response

The message set document <insert_1> is not available. This is an internal error. Contact your IBM support center.

BIP1552

Deploy configuration failed processing execution group data: UUID of resource is <insert_1>.

Severity

30 : Severe error

Explanation

An empty hash table was supplied when adding execution group data to the 'DPLING' section of the configuration repository. The UUID of the resource in question is <insert_1>.

Response

This is an internal error. Contact your IBM support center.

BIP1557

Deploy configuration failed processing topic data: UUID of resource is <insert_1>.

Severity

30 : Severe error

Explanation

An empty hash table was supplied when adding topic data to the 'DPLING' section of the configuration repository. The UUID of the resource in question is <insert_1>.

Response

This is an internal error. Contact your IBM support center.

BIP1558

Deploy configuration failed processing neighbor data: UUID of resource is <insert_1>.

Severity

30 : Severe error

Explanation

An empty hash table was supplied when adding neighbor data to the 'DPLING' section of the configuration repository. The UUID of the resource in question is <insert_1>.

Response

This is an internal error. Contact your IBM support center.

BIP1559

Deploy configuration failed processing outstanding reply data: UUID of resource is <insert_1>.

Severity

30 : Severe error

Explanation

An empty hash table was supplied when adding outstanding reply data to the 'DPLING' section of the configuration repository. The UUID of the resource in question is <insert_1>.

Response

This is an internal error. Contact your IBM support center.

BIP1560

Deploy configuration failed processing data of an unknown type: UUID of resource is <insert_1>.

Severity

30 : Severe error

Explanation

An empty hash table was supplied when adding data of an unknown type to the 'DPLING' section of the configuration repository. The UUID of the resource in question is <insert_1>.

Response

This is an internal error. Contact your IBM support center.

BIP1561

Deploy of configuration data to execution group <insert_1> not performed.

Severity

10 : Warning

Explanation

An attempt was made to perform a delta deploy of configuration data to execution group <insert_1>, but no changes have been made to the configuration for execution group <insert_1> since the last deploy. The deploy operation for execution group <insert_1> was not performed.

Response

No user action required.

BIP1562

Deploy of configuration data bar file failed.

Severity

10 : Warning

Explanation

An attempt was made to perform a bar file deploy. An unexpected IOException exception <insert_1> occurred while parsing the bar file. The deploy operation was not performed.

Response

Correct the problem and retry the deploy operation.

BIP1563

Deploy of configuration data bar file failed.

Severity

10 : Warning

Explanation

An attempt was made to perform a bar file deploy. An unexpected SAXException exception <insert_1> occurred while parsing the bar file. The deploy operation was not performed.

Response

Correct the problem and retry the deploy operation.

BIP1564

Unable to serialize the parser tree.

Severity

10 : Warning

Explanation

An attempt was made to serialize the parser tree built from a bar file deploy. An unexpected IOException exception <insert_1> occurred in class <insert_2>. The deploy operation was not performed.

Response

Correct the problem and retry the deploy operation.

BIP1565

Deploy of configuration data bar file failed.

Severity

10 : Warning

Explanation

An attempt was made to perform a bar file deploy. An unexpected IOException exception <insert_1> occurred in class <insert_2> while uncompressing the bar file. The deploy operation was not performed.

Response

Investigate the problem and retry the deploy operation.

BIP1566

Deploy of configuration data bar file failed.

Severity

10 : Warning

Explanation

An attempt was made to perform a bar file deploy. An unexpected exception <insert_1> occurred in class <insert_2> while extracting file <insert_3> from the bar file. The deploy operation was not performed.

Response

Investigate the problem and retry the deploy operation.

BIP1567

Delete subscription operation successful.

Severity

0 : Information

Explanation

The Configuration Manager detected the subscription has already been deleted or never existed.

Response

No user action required.

BIP1568

The Configuration Manager has cancelled deployment to broker <insert_1>.

Severity

0 : Information

Explanation

A request to cancel deployment was issued against broker <insert_1>. This was completed successfully, and consequently the Configuration Manager has discarded any outstanding deployment records for that broker.

Furthermore, the Configuration Manager was able to remove the deployment message from the broker's input queue before it was processed.

It is now possible to send new deployment requests to that broker.

Response

No further action is required.

BIP1569

The Configuration Manager has removed any deployment lock associated with broker <insert_1>.

Severity

10 : Warning

Explanation

A request to cancel deployment was issued against broker <insert_1>. This was completed successfully, and consequently the Configuration Manager has discarded any outstanding deployment lock for that broker. It is now possible to send new deployment requests to that broker.

However, the Configuration Manager was unable to ensure that the original deployment message cannot be processed by the broker. If the broker has (or will) process this message and update its configuration as a result, the Configuration Manager will no longer be able to update its records to match and the broker will become out of sync with the Configuration Manager.

Response

If the broker is permanently unavailable, no further action is required.

If the broker may be only temporarily unavailable, you must take steps to remove the deployment message from the broker's input queue. Ensure that the broker is stopped and on the broker machine issue (for example) 'amqsget SYSTEM.BROKER.ADMIN.QUEUE [qmgr]' where [qmgr] is the name of the queue manager on which the broker is running.

If you suspect that the broker has already processed the deployment message that has been cancelled, you must redeploy the affected resources in order to resynchronize the Configuration Manager's records with the broker.

In order to prevent the situation reoccurring, ONLY cancel deployment when there is no possibility that the broker can ever process the submitted deployment request.

BIP1570

The Configuration Manager has removed all deployment locks.

Severity

10 : Warning

Explanation

A request to cancel deployment was issued against all brokers in the domain. This was completed successfully, and consequently the Configuration Manager has discarded all outstanding deployment locks that currently exist. It is now possible to send new deployment requests to all brokers in the domain.

However, the Configuration Manager was unable to ensure that any outstanding deployment messages cannot be processed by the affected brokers. If these brokers have (or will) process these messages and update their configurations as a result, the Configuration Manager will not be able to update its records to match and the brokers will become out of sync with the Configuration Manager.

Response

If the brokers that had outstanding deploys are permanently unavailable, no further action is required.

If the brokers that had outstanding deploys may be only temporarily unavailable, you must take steps to remove the deployment messages from the brokers' input queues. Ensure that the brokers are stopped and on the broker machines issue (for example) 'amqsget SYSTEM.BROKER.ADMIN.QUEUE [qmgr]' where [qmgr] is the name of the queue manager on which each broker is running.

If you suspect that one or more brokers have already processed a deployment message that has been cancelled, you should redeploy the affected resources in order to resynchronize the Configuration Manager's records with the broker(s).

In order to prevent the situation reoccurring, ONLY cancel deployment when there is no possibility that a broker can ever process the submitted deployment request.

BIP1571

Unable to find a required broker document in the configuration repository.

Severity

20 : Error

Explanation

When attempting to deploy a broker archive file, the broker with unique identifier (UUID) <insert_1> could not be found in the Configuration Manager's repository. Either a Configuration Manager Proxy application has recently modified the broker's UUID, or the Configuration Manager's repository has become corrupted. The deployment request was not completed successfully.

Response

If a Configuration Manager Proxy application has recently modified the UUID of the broker, discard all existing AdministeredObject handles to the broker or execution group, and reacquire them from the TopologyProxy before attempting to deploy. If the Configuration Manager repository has become corrupted, restore the repository from backups using the mqsiestoreconfigmgr command.

BIP1581

The Configuration Manager has discovered a new execution group definition

Severity

10 : Warning

Explanation

The Configuration Manager has discovered an execution group running on broker <insert_1> that it did not know about. In order to keep the components synchronized, the Configuration Manager has updated its definition for that broker to include information on the discovered execution group. The execution group's name was reported as <insert_3> and has a unique identifier of <insert_2>. The Configuration Manager will now attempt to discover from the broker any message flows that are deployed to it. It will not be possible for the Configuration Manager to discover other resources that have been deployed to the execution group, such as dictionaries.

Response

No user action is required. You may wish to use the Message Broker Toolkit or a Configuration Manager Proxy application to check the definition of the new execution group and rename it to something more meaningful.

BIP1582

The Configuration Manager has removed an execution group definition

Severity

10 : Warning

Explanation

The Configuration Manager's record for broker <insert_1> contained information on an execution group with the unique identifier <insert_2>, although this was found not to exist on the broker. In order to keep the components synchronized, the Configuration Manager has updated its definition for that broker to remove the information on the non-existent execution group.

Response

No user action is required. You may wish to use the Message Broker Toolkit or a Configuration Manager Proxy application to check that the definition of the broker is correct.

BIP1583

The Configuration Manager has discovered message flow <insert_4> on broker <insert_1>. The message flow unique identifier is <insert_3>; the execution group unique identifier is <insert_2>.

Severity

10 : Warning

Explanation

The Configuration Manager had no record of this message flow. It has updated its definition for broker <insert_1> to include information on the discovered message flow, to keep the components synchronized. The Configuration Manager also discovered other properties of the message flow, which it has recorded in the new definition.

Response

No user action is required. You might want to use the Message Broker Toolkit or a Configuration Manager Proxy application to check the definition of the new message flow.

BIP1584

The Configuration Manager has removed a message flow definition

Severity

10 : Warning

Explanation

The Configuration Manager's record for broker <insert_1> contained information on a message flow with the unique identifier <insert_3>, although this was found not to exist on the broker. In order to keep the components synchronized, the Configuration Manager has updated its definition for that broker to remove the information on the non-existent message flow. The execution group to which the message flow was assigned has the unique identifier <insert_2>.

Response

No user action is required. You may wish to use the Message Broker Toolkit or a Configuration Manager Proxy application to check that the definition of the broker is correct.

BIP1585

The Configuration Manager was unable to process a synchronization message

Severity

10 : Warning

Explanation

The Configuration Manager was unable to process a synchronization message from broker <insert_1>. This means that if the Configuration Manager and broker are reporting conflicting information, the Configuration Manager was not able to resolve the situation automatically. This may be due to an incorrectly formatted message from the broker, or it may suggest an error in the Configuration Manager repository.

Response

Further information is available below. Review this information and if the problem cannot be resolved, contact your IBM support team for further assistance.

BIP1586

The Configuration Manager <insert_1> asked broker <insert_2> to reveal parts of its active configuration (<insert_3>).

Severity

0 : Information

Response

No user action is required.

BIP1702

Unexpected exception in Configuration Manager RoleManager class <insert_2> method; exception text: <insert_1>, <insert_3>.

Severity

30 : Severe error

Explanation

An exception was caught by the Configuration Manager RoleManager class <insert_2> method. The exception text is: <insert_1>, <insert_3>.

Response

Retry the operation. If the exception still occurs, turn on Configuration Manager tracing to capture details of the exception, and contact your IBM support center.

BIP1703

Access rights for user <insert_1> cannot be validated: parameter <insert_2> has an unrecognized value (<insert_3>).

Severity

30 : Severe error

Explanation

The <insert_2> parameter passed to the Configuration Manager RoleManager class validateUser method has an unrecognized value (<insert_3>).

Response

This is an internal error. Contact your IBM support center.

BIP1705

Access rights to the <insert_1> server not set up successfully by Configuration Manager RoleManager class <insert_2> method.

Severity

30 : Severe error

Explanation

A problem was encountered by the Configuration Manager RoleManager class <insert_2> method while attempting to set up the access rights for the various groups.

Response

This is an internal error. Contact your IBM support center.

BIP1706

The access rights for a user cannot be validated.

Severity

30 : Severe error

Explanation

The user parameter passed to RoleManager.validateUser() method is null and, therefore, cannot be recognized.

Response

This is an internal error. Contact your IBM support center.

BIP1707

Unknown user encountered within the Configuration Manager.

Severity

20 : Error

Explanation

An unknown user exception was caught by the Configuration Manager RoleManager class when calling the UGRegistry class. The user has not been given access to the resource.

Response

Retry the operation. If the exception still occurs, turn on Configuration Manager tracing to capture details of the exception, and contact your IBM support center.

BIP1708

Unexpected exception in the Configuration Manager RoleManager class <insert_1> method; exception text: <insert_2>.

Severity

30 : Severe error

Explanation

An exception was caught by the Configuration Manager RoleManager class <insert_1> method when calling the UGRegistry class. The exception text is: <insert_2>.

Response

Look at previous error messages for the Configuration Manager in the event log. Determine and correct the cause of the problem before attempting the operation again. If the exception still occurs, turn on Configuration Manager tracing to capture details of the exception, and contact your IBM support center.

BIP1711

The <insert_1> is not viewable by user <insert_3>3

Severity

10 : Warning

Explanation

An attempt was made to view or manipulate the <insert_1> with UUID <insert_2>, but the user who initiated this operation does not have the required authority to do so.

Response

Ask the domain's administrator to grant your user ID the necessary authority to perform the requested action.

BIP1712

<insert_1> not found

Severity

10 : Warning

Explanation

An attempt was made to view or modify the <insert_1> with UUID <insert_2>, but it does not exist in the Configuration Manager's repository.

Response

If you are trying to manipulate an object immediately after submitting a request to create it, it is likely that there was a problem creating the object. An example of this is if you attempt to create a default execution group without first ensuring that the parent broker was created successfully; this error suggests that there was a problem creating the broker.

Check the Configuration Manager's logs to see why the <insert_1> could not be found. If the object has previously been available, the receipt of this error may indicate corruption in the Configuration Manager's repository; if this is the case, you may need to use mqsiestoreconfigmgr to restore the Configuration Manager's repository, or if this is not possible, contact your IBM support center for advice.

BIP1751

Unexpected error deploying the broker topology: record for broker <insert_2> (UUID=<insert_3>) with neighbor broker <insert_4> (UUID=<insert_5>) missing from CNEIGHBOURS table section <insert_1>.

Severity

30 : Severe error

Explanation

When deploying the broker topology, a record was found to be missing from the configuration repository CNEIGHBOURS table (<insert_1> section). The record in question was for broker <insert_2> (UUID=<insert_3>) with neighbor broker <insert_4> (UUID=<insert_5>).

Response

This is an internal error. Turn on Configuration Manager tracing to capture details of the problem, and contact your IBM support center.

BIP1752

Unexpected error deploying configuration data: record for <insert_3> (UUID=<insert_4>) missing from table <insert_1>, section <insert_2>.

Severity

30 : Severe error

Explanation

When deploying configuration data, a record was found to be missing from the configuration repository <insert_1> table (<insert_2> section). The record in question was for <insert_3> (UUID=<insert_4>).

Response

This is an internal error. Turn on Configuration Manager tracing to capture details of the problem, and contact your IBM support center.

BIP1753

Invalid XML document found when deploying; missing <<insert_1>> tag.

Severity

30 : Severe error

Explanation

When deploying configuration data, an XML document for <insert_3> <insert_2> (UUID=<insert_4>) was retrieved from the configuration repository, but the XML document did not contain the expected <<insert_1>> tag as the document element.

Response

Identify the application that created the document. If this is not the Message Brokers Toolkit, correct the application. Otherwise this is an internal error; turn on Configuration Manager tracing to capture details of the problem, and contact your IBM support center.

BIP1754

Invalid XML document for topic <insert_1> found when deploying topics.

Severity

30 : Severe error

Explanation

When deploying topics data, an XML document for topic <insert_1> was retrieved from the configuration repository, but was found to be invalid. No UserRef or GroupRef element was found within one or more TopicPolicy elements.

Response

Identify the application that created the document. If this is not the Message Brokers Toolkit, correct the application. Otherwise this is an internal error; turn on Configuration Manager tracing to capture details of the problem, and contact your IBM support center.

BIP1755

Invalid message flow type <insert_1> when deploying message flows.

Severity

20 : Error

Explanation

When deploying message flow data, the document for message flow type <insert_1> was retrieved from the configuration repository, but was found to be invalid for use as a top-level message flow type. It contains at least one Input Terminal or Output Terminal, which is not permitted. The cause is the direct assignment to an execution group of either one of the IBM primitive message flow types, or a user defined message flow type containing an Input Terminal or an Output Terminal.

Response

Make sure that the only message flow types you assign to an execution group are those that do not contain Input Terminals or Output Terminals. If <insert_1> is user defined, either remove any Input Terminals and Output Terminals, or create a new top-level message flow type that embeds <insert_1>. Then retry the deploy operation.

BIP1756

Invalid top-level message flow type <insert_1> when deploying message flows.

Severity

20 : Error

Explanation

When deploying message flow data, the document for message flow type <insert_1> was retrieved from the configuration repository, but was found to be invalid for use as a top-level message flow type. It does not contain a reference to at least one other message flow type. The cause is the deployment to an execution group of either one of the IBM primitive message flow types, or an empty user-defined message flow type.

Response

Make sure that the only message flow types you assign to an execution group are those that reference other message flow types. If <insert_1> is user-defined, modify the message flow type and retry the deploy operation.

BIP1757

Invalid run-time message flow type <insert_1> when deploying message flows.

Severity

20 : Error

Explanation

When deploying message flow data, an XML document for message flow type <insert_1>, (UUID=<insert_2>) was retrieved from the configuration repository, but was found to be invalid for use as a run-time message processing node. It contains element <insert_3> which is not a permitted

element in a message flow type corresponding to a run-time message processing node.

Response

Establish the author of the message flow type. If the author is not IBM, contact the author to get the message flow type corrected. If the author is IBM, this is an internal error; turn on Configuration Manager tracing to capture details of the exception, and contact your IBM support center.

BIP1758

Invalid message flow type found when deploying message flows.

Severity

20 : Error

Explanation

When deploying message flow data, an attempt was made by a message flow type to override the value of a nonexistent property of run-time message flow type <insert_2>. The property in question is <insert_1>. The message flow type in error is the one that embeds <insert_2>, and may be identified from label <insert_3>.

Response

This is probably caused by a message flow type that corresponds to a run-time node having been replaced by a later version with different property names. Update the message flow type in error to use the correct property name. However if the problem persists, turn on Configuration Manager tracing to capture details of the problem, and contact your IBM support center.

BIP1759

Invalid XML document found when deploying; missing <insert_3> element.

Severity

30 : Severe error

Explanation

When deploying configuration data, an XML document for <insert_6>, <insert_4>, (UUID=<insert_5>) was retrieved from the configuration repository, but was found to be invalid. The <insert_1> element, identified by label <insert_2>, did not contain an <insert_3> element.

Response

Identify the application that created the document. If this is not the Message Brokers Toolkit, correct the application. Otherwise this is an internal error; turn on Configuration Manager tracing to capture details of the problem, and contact your IBM support center.

BIP1760

Invalid message flow type found when deploying message flows.

Severity

20 : Error

Explanation

When resolving the connections between nodes in a message flow, a connection was found that could not be resolved to Output Terminal <insert_1> in message flow type <insert_3>. The message flow type in error is the one that embeds <insert_3>, and may be identified from label <insert_2>.

Response

The most likely cause is that <insert_1> has been modified to remove Output Terminal <insert_1>, but the message flow type embedding <insert_3> was not modified to remove the connection to Output Terminal <insert_1>. Ensure that all message flow types in the message flow are consistent, and retry the deploy operation.

BIP1762

Invalid message flow type found when deploying message flows.

Severity

20 : Error

Explanation

When resolving the connections between nodes in a message flow, a connection was found that could not be resolved to Input Terminal <insert_1> in message flow type <insert_3>. The message flow type in error is the one that embeds <insert_3>, and may be identified from label <insert_2>.

Response

The most likely cause is that <insert_1> has been modified to remove Input Terminal <insert_1>, but the message flow type embedding <insert_3> was not modified to remove the connection to Input Terminal <insert_1>. Ensure that all message flow types in the message flow are consistent, and retry the deploy operation.

BIP1764

Invalid message flow <insert_1> when deploying message flows.

Severity

20 : Error

Explanation

When deploying message flow data, the document for message flow <insert_1> could not be found in the configuration repository.

Response

The message flow type document referenced by <insert_1> is not available. This is an internal error. Contact your IBM support center.

BIP1765

Unexpected error processing a broker message: record for <insert_3> (UUID=<insert_4>) missing from <insert_1> table, section <insert_2>.

Severity

30 : Severe error

Explanation

When processing a response message from a broker, a record was found to be missing from the configuration repository <insert_1> table, (<insert_2> section). The record in question was for <insert_3> (UUID=<insert_4>).

Response

This is an internal error. Turn on Configuration Manager tracing to capture details of the problem, and contact your IBM support center.

BIP1767

Unexpected exception in Configuration Manager ResolveXML class <insert_1> method; exception text <insert_2>.

Severity

30 : Severe error

Explanation

An exception was caught by the Configuration Manager ResolveXML class <insert_1> method. The exception text is: <insert_2>.

Response

This is an internal error. Contact your IBM support center.

BIP1768

Invalid message flow type found when deploying message flows: badly formed <insert_1> attribute value.

Severity

30 : Severe error

Explanation

When deploying message flow data and resolving the connections between nodes, a Connection element was found that had a badly formed <insert_1> attribute value. The 'UUID' and 'terminal name' components of the value should be separated by a '.' character but there was no such character present.

Response

This is an internal error. Turn on Configuration Manager tracing to capture details of the problem, and contact your IBM support center.

BIP1769

Invalid message flow type <insert_1> deploying message flows; Input Terminal wired directly to Output Terminal.

Severity

20 : Error

Explanation

When deploying message flow data, the document for message flow type <insert_1> was retrieved from the configuration repository, but was found to be invalid. It contains an Input Terminal and an Output Terminal connected together, which is not permitted.

Response

Remove the connection between the Input Terminal and the Output Terminal. Alternatively, if 'passthru' behavior is required, insert a Check node with all checks set to 'no', connect the Input Terminal to the Check node 'in' terminal, and connect the Check node 'match' terminal to the Output Terminal. Modify <insert_1> and retry the deploy operation.

BIP1770

Invalid XML document for <insert_3> <insert_2> (UUID=<insert_4>) when processing a broker message: missing <<insert_1>> tag.

Severity

30 : Severe error

Explanation

When processing a response message received from a broker, an XML document for <insert_3> <insert_2>2 (UUID=<insert_4>) was retrieved by the Configuration Manager from the configuration repository, but the XML document did not contain the expected <<insert_1>> tag as the document element.

Response

This is an internal error; turn on Configuration Manager tracing to capture details of the problem, and contact your IBM support center.

BIP1771

Invalid run-time message flow type <insert_1> when deploying message flows; no InTerminal or OutTerminal.

Severity

20 : Error

Explanation

When deploying message flow data, an XML document for message flow type <insert_1> (UUID=<insert_2>) was retrieved from the configuration repository, but was found to be invalid for use as a run-time message processing node. It does not contain an InTerminal or an OutTerminal.

Response

Establish the author of the message flow type. If the author is not IBM, contact the author to get the message flow type corrected. If the author is IBM, this is an internal error; turn on Configuration Manager tracing to capture details of the exception, and contact your IBM support center.

BIP1772

Invalid run-time message flow type <insert_1> when deploying message flows.

Severity

20 : Error

Explanation

When deploying message flow data, an XML document for message flow type <insert_1>, (UUID=<insert_2>), was retrieved from the configuration repository, but was found to be invalid for use as a run-time message processing node. The value of the MessageProcessingNodeType element 'isPrimitive' attribute is not 'true'. Note that this error can occur if a user-defined message flow type is entirely empty or only contains InTerminals or OutTerminals.

Response

Establish the author of the message flow type. If the author is not IBM, contact the author to get the message flow type corrected. If the author is IBM, this is an internal error; turn on Configuration Manager tracing to capture details of the exception, and contact your IBM support center.

BIP1773

Invalid recursive use of message flow type <insert_1> (label <insert_2>) when deploying message flows.

Severity

20 : Error

Explanation

When deploying message flow data, message flow type <insert_1> was found to be used recursively. This is not permitted. The instance of this message flow type causing the problem is <insert_2>.

Response

Correct the message flow and retry the deploy operation.

BIP1775

Invalid AccessControlEntry permission <insert_1> for object type <insert_2>.

Severity

30 : Severe error

Explanation

The Configuration Manager has been asked to create an Access Control Entry with a permission of <insert_1> for an object of type <insert_2>. This permission is invalid for this type.

Response

Retry the command with a valid permission for the given object type.

BIP1776

Unexpected exception in the Configuration Manager ACLGroupEntry class <insert_2> method; exception text: <insert_1>, <insert_3>.

Severity

30 : Severe error

Explanation

While attempting a database operation on the configuration repository, an exception was caught by the Configuration Manager ACLGroupEntry class <insert_2> method. The database operation did not complete successfully. The exception text is: <insert_1>, <insert_3>.

Response

Please contact your IBM support center.

BIP1777

Possible database corruption found in the Configuration Manager database table <insert_1>

Severity

30 : Severe error

Explanation

While attempting a database operation on the configuration repository, an exception was caught by the Configuration Manager ACLGroupEntry class <insert_2> method. Possible database corruption was encountered. The database operation did not complete successfully.

Response

Please contact your IBM support center.

BIP1778

<insert_1> - <insert_2> - <insert_3> - <insert_4> - <insert_5>5

Severity

0 : Information

BIP1779

Unable to validate specified user or group <insert_1>.

Severity

20 : Error

Explanation

An unknown user or group exception was caught while attempting this operation. The user or group <insert_1> has not been given access to the resource.

Response

Ensure that the user or group exists and is trusted by the calling domain or machine. Retry the operation. If the exception still occurs, contact your IBM support center.

BIP1780

Unable to validate specified user <insert_1>.

Severity

20 : Error

Explanation

User <insert_1> does not have the required authority to complete the requested operation on the resource of type <insert_2> with UUID <insert_3>.

Response

Ensure that the user exists and has the necessary permissions to access the requested resource. Restart the Configuration Manager and retry the operation. If the exception still occurs, contact your IBM support center.

BIP1781

This message flow uses WebSphere Adapters technology: <insert_1>1

Severity

0 : Information

BIP1801

Views or changes modes of operation

Severity

0 : Information

Explanation

Syntax:

mqsimode (-n cfgParameterFileName | ([-i ipAddress] [-p port] [-q qMgr])) [-b brokerName] [-o operationMode] [-w timeoutValue] [-v traceFileName]

Command options:

'-n cfgParameterFileName' Configuration Manager connection parameters (.configmgr)

'-i ipAddress' IP address or host name of the Configuration Manager (default is "")

'-p port' port number of the Configuration Manager (default is 1414)

'-q qMgr' queue manager of the Configuration Manager (default is "")

'-b brokerName' name of the broker. If not supplied, the command affects all brokers in the domain.

'-o operationMode' new operation mode to set (enterprise | adapter | starter). If -o is not supplied, the command displays mode information.

'-w timeoutValue' time to wait (in seconds) for broker responses (default is 60)

'-v traceFileName' send verbose internal trace to the specified file.

BIP1802

Broker <insert_1> is in <insert_2> mode.

Severity

0 : Information

BIP1803

The trial period for broker <insert_1> expires on <insert_2>.

Severity

0 : Information

BIP1804

Broker <insert_1> does not have mode information set (assuming <insert_2>).

Severity

0 : Information

BIP1805

The mode for broker <insert_1> has been changed to <insert_2>.

Severity

0 : Information

BIP1806

The broker <insert_1> did not reveal its mode in time; any reported information might not be up-to-date.

Severity

10 : Warning

BIP1807

Discovering mode information from broker <insert_1>...

Severity

0 : Information

BIP1808

Broker <insert_1> is not at the required software level to change the mode.

Severity

10 : Warning

Explanation

Brokers created before V6.1.0.2 must be upgraded before the mode can be changed.

Response

Upgrade broker <insert_1> to at least V6.1.0.2 and reissue the command.

BIP1809

Deploying <insert_2> mode on broker <insert_1>...

Severity

0 : Information

BIP1821

WARNING: Broker <insert_1> is in <insert_2> mode but has <insert_3> execution groups, which exceeds the allowed maximum for this mode.

Severity

10 : Warning

BIP1822

WARNING: Broker <insert_1> is in <insert_2> mode but has <insert_3> message flows deployed, which exceeds the allowed maximum for this mode.

Severity

10 : Warning

BIP1823

WARNING: Broker <insert_1> has a message flow called <insert_4> in execution group <insert_5>, which contains one or more nodes that are not valid in this mode: <insert_3>.

Severity

10 : Warning

BIP1824

WARNING: The trial period for broker <insert_1> expired on <insert_2>.

Severity

10 : Warning

BIP1825

You attempted to create an execution group <insert_2> on broker <insert_1>, but the broker is running in <insert_3> mode which limits the number of execution groups that can exist at any one time. The execution group cannot be created.

Severity

20 : Error

Explanation

The execution group cannot be created because the maximum number of execution groups for the mode of the target broker has been reached, and creating the execution group causes this limit to be exceeded.

Response

Reuse an existing execution group, or delete an existing execution group and try the command again. Alternatively, contact your IBM representative to upgrade your license.

BIP1826

You attempted to deploy a broker archive (bar) file to execution group <insert_2> on broker <insert_1>, but the broker is running in <insert_3> mode which limits the number of message flows that can exist at any one time. The bar file cannot be deployed.

Severity

20 : Error

Explanation

The bar file cannot be deployed because it causes the broker to run more message flows than are valid for the current mode of the target broker.

Response

Delete message flows from the broker and try the command again. Alternatively, contact your IBM representative to upgrade your license.

BIP1827

You attempted to deploy a broker archive (bar) file to execution group <insert_2> on broker <insert_1>, but the broker is running in <insert_3> mode which has a restriction on the types of node that can be deployed. The bar file cannot be deployed. The set of node types found in the bar file that are not valid are: <insert_4>.

Severity

20 : Error

Explanation

The bar file cannot be deployed because it contains nodes that are not valid for the current mode of the target broker.

Response

Rework your message flow to use nodes that are valid in the current mode. Alternatively, contact your IBM representative to upgrade your license.

BIP1828

You attempted to deploy a broker archive (bar) file to execution group <insert_2> on broker <insert_1>, but the trial period for the broker has expired. The bar file cannot be deployed.

Severity

20 : Error

Explanation

The target broker is running in a trial mode that has expired.

Response

Contact your IBM representative. If you have already purchased a valid license for the target broker, change the broker to the correct mode by using the mqsimode command.

BIP1829

You attempted to deploy a broker archive (bar) file to execution group <insert_2> on broker <insert_1>, but the broker is running in <insert_3> mode which limits the number of execution groups that can exist at any one time. The bar file cannot be deployed.

Severity

20 : Error

Explanation

The bar file cannot be deployed because the maximum number of execution groups for the mode of the target broker has been reached.

Response

Delete an existing execution group and try the command again. Alternatively, contact your IBM representative to upgrade your license.

1.2. BIP2000-2999: Runtime components - Broker

BIP2001

The WebSphere Message Broker service has started at version <insert_2>; process ID <insert_1>.

Severity

0 : Information

Explanation

The WebSphere Message Broker service executable has been started.

Response

No user action required.

BIP2002

The WebSphere Message Broker service has stopped.

Severity

10 : Warning

Explanation

The WebSphere Message Broker service has been stopped.

Response

No user action required.

BIP2003

The WebSphere Message Broker service has paused.

Severity

10 : Warning

Explanation

The WebSphere Message Broker service has paused.

Response

Restart the WebSphere Message Broker service as soon as possible.

BIP2004

The WebSphere Message Broker service is continuing.

Severity

0 : Information

Explanation

The WebSphere Message Broker service is now running.

Response

No user action required.

BIP2005

Unsuccessful WebSphere Message Broker service initialization.

Severity

20 : Error

Explanation

The WebSphere Message Broker service could not be registered.

Response

Check that the machine has adequate memory and that the userid and password used to start the broker are correct.

BIP2006

Unable to start executable <insert_1>.

Severity

20 : Error

Explanation

The WebSphere Message Broker service could not start an executable.

Response

Make sure that the executable is in the correct directory and that the WebSphere Message Broker service userid has permission to start the executable. Ensure that there is adequate memory available on the system. Reissue the command.

BIP2007

The WebSphere Message Broker service has detected that its child process has ended abnormally, process ID <insert_1>.

Severity

20 : Error

Explanation

An executable started by the WebSphere Message Broker service terminated abnormally.

Response

Check that the database and WebSphere are available. Determine the cause of the problem.

BIP2009

The WebSphere Message Broker service detected an unknown serviceHandler request.

Severity

20 : Error

Explanation

An unknown request was directed to the WebSphere Message Broker service.

Response

Trace the problem and contact your IBM support center.

BIP2010

The WebSphere Message Broker service has stopped, process ID <insert_1>.

Severity

20 : Error

Explanation

The WebSphere Message Broker service has stopped.

Response

Restart the WebSphere Message Broker service when required.

BIP2011

The WebSphere Message Broker service has been shutdown, process ID <insert_1>.

Severity

10 : Warning

Explanation

The WebSphere Message Broker service has stopped.

Response

Restart the WebSphere Message Broker service when required.

BIP2012

Unable to access the broker's database tables.

Severity

20 : Error

Explanation

The broker is incorrectly configured.

Response

Check any previous messages to find the cause of the problem. Correct the problem and restart the broker.

BIP2013

The broker was unable to access its database.

Severity

20 : Error

Explanation

There was no running database available.

Response

Start the database, the broker will recover itself after a small delay.

BIP2014

The WebSphere Message Broker service was unable to start executable <insert_1> due to a lack of system storage.

Severity

20 : Error

Explanation

The system is short on storage.

Response

Enable more system storage.

BIP2015

The WebSphere Message Broker service detected that executable <insert_1> terminated, exit code <insert_2>.

Severity

20 : Error

Explanation

An executable terminated unexpectedly.

Response

The WebSphere Message Broker service will restart the executable automatically unless the broker is

currently shutting down. Determine the reason for the unexpected termination of this executable.

BIP2025

Broker received Configuration Manager command message <insert_1>.

Severity

0 : Information

Explanation

This message is issued when the broker receives a command request from the Configuration Manager.

Response

No user action required.

BIP2026

Broker sent command <insert_1> to execution group <insert_2>.

Severity

0 : Information

Explanation

This message is issued when the broker passes a command request from the Configuration Manager to an execution group.

Response

No user action required.

BIP2027

Broker received response from execution group <insert_1>

Severity

0 : Information

Explanation

This message is issued when the broker receives a command response from an execution group.

Response

No user action required.

BIP2028

Broker sent completed command response to Configuration Manager

Severity

0 : Information

Explanation

This message is issued when the broker sends a completed command response to the Configuration Manager.

Response

No user action required.

BIP2030

Execution Group <insert_1> could not be created, unable to open its process handle.

Severity

20 : Error

Explanation

The Broker could not create an Execution Group process.

Response

Ensure that the system has adequate system resources and that the Execution Group executable is available. Contact your IBM support center if this does not resolve the problem.

BIP2031

Unable to start Execution Group executable <insert_1>.

Severity

20 : Error

Explanation

The Broker could not create an Execution Group process.

Response

Ensure that the system has adequate system resources and that the Execution Group executable is available. Contact your IBM support center if this does not resolve the problem.

BIP2032

Unable to access the broker's database tables, the broker's database name is blank.

Severity

20 : Error

Explanation

The broker is incorrectly configured.

Response

Correct the broker database name by deleting and recreating the broker selecting a valid database name. Database names must not be 'blank'.

BIP2033

The broker was forced to stop an execution group process. The process ID was <insert_1>.

Severity

0 : Information

Explanation

The execution group process would not stop normally and was forced to terminate. This might be because the WebSphere Message Broker executable bipbroker failed unexpectedly. During the automatic restart of bipbroker by the bipservice executable, all execution groups are stopped and then restarted. If executable bipbroker fails during normal shutdown, execution groups might be left running. When the broker restarts, these execution groups are terminated and a new set of execution groups started. A system log message indicating that executable bipbroker failed unexpectedly indicates this type of problem.

This should be treated as an abnormal termination of the execution group and handled accordingly.

Response

Investigate why the executable bipbroker stopped unexpectedly. Ensure that any database in-doubt or uncommitted locks that are held by the execution group are dealt with. Use the WebSphere Message Broker documentation together with your database documentation to

determine the best course of action for dealing with 'in-doubt' units of work.
Contact your IBM support center if you are unable to determine the cause of the problem.

BIP2034

An unexpected exception was thrown.

Severity

20 : Error

Explanation

An unexpected event occurred and an exception was created.

Response

Contact your IBM support center.

BIP2035

The internal configuration message was rejected due to broker persistent store problem.

Severity

20 : Error

Explanation

The broker's persistent store is not available, the internal configuration message was rejected because of this.

Response

Ensure that the broker's database is restarted.

BIP2036

Unable to commit database information, rolling back for retry.

Severity

20 : Error

Explanation

An exception occurred during database commit processing.

Response

The commit will be retried.

BIP2037

The internal configuration message has been discarded.

Severity

20 : Error

Explanation

An internal configuration message could not be processed to completion, even though multiple attempts were made to process the message.

Response

Examine the system log for database problems. Resolve them and redeploy the configuration.

BIP2038

The internal configuration message was rejected due to broker persistent store problem.

Severity

0 : Information

Explanation

The broker's persistent store could not be updated; the internal configuration message was rejected because of this.

Response

Examine the system log for database problems. Resolve them and redeploy the configuration.

BIP2040

Unable to commit database information, rolling back for retry.

Severity

0 : Information

Explanation

An exception occurred during database commit processing.

Response

The commit will be retried.

BIP2045

Broker <insert_1> running on WebSphere MQ queue manager <insert_3> did not process a deployment message, because it was addressed to a broker with a different identifier.

Severity

20 : Error

Explanation

This message is typically issued after an attempt has been made to assign the broker to a second, or reinitialized, Configuration Manager.

Each broker is identified by a universally unique identifier (UUID) which is allocated when the Message Brokers Toolkit or Configuration Manager Proxy creates a definition for the broker. When deployment occurs, a UUID check is made to prevent accidental deployment of changes to brokers that are not under the control of the Configuration Manager. In this case, the deployment message was addressed to a broker with a UUID <insert_4>, which does not match the UUID of the running broker (<insert_2>).

Response

Reissue the deployment request using the Configuration Manager that administers this broker. If this is not possible, use the Configuration Manager Proxy API BrokerProxy.setUUID() method to set the UUID of broker <insert_1> to <insert_2>. This allows the Configuration Manager to deploy to the broker. You must then issue Remove Deployed Children for that broker, re-create your execution groups and redeploy your applications to restore a working configuration.

If this is not successful, complete the following tasks in order:

1. Stop and delete the broker component by using the mqsideletebroker command.
2. Remove the broker definition from the domain by using the workbench or Configuration Manager Proxy.
3. Recreate the broker component by using the mqsicreatebroker command.
4. Add the broker definition to the domain by using the workbench or Configuration Manager Proxy.
5. Redeploy your message flows and related artifacts to the broker.

Note the order of tasks 1 and 2; it is the reverse of the usual order of operations when deleting brokers. To prevent this problem from recurring when deleting or recreating brokers, remove the broker definition from the domain BEFORE the running broker component is stopped and deleted. See the WebSphere Message Broker online documentation section that describes problems during deployment of message flows for more information.

BIP2046

Broker <insert_1> (UUID <insert_2>) could not process an internal configuration message to completion: the problem was caused by missing tag <insert_3>.

Severity

20 : Error

Explanation

The configuration message deployed by the Configuration Manager could not be processed and was rejected.

Response

Use the inserts within this message to determine the cause of the problem, if possible correct the broker's configuration and redeploy from the Message Brokers Toolkit, mqsideploy command or Config Manager Proxy. Contact your IBM support center if you are unable to resolve the problem.

BIP2047

Broker <insert_1> (UUID <insert_2>) could not process an internal configuration message because the broker name received in the message (<insert_3>) did not match that of this broker.

Severity

20 : Error

Explanation

An internal configuration message could not be processed and was rejected. Each broker is given a name when the Message Brokers Toolkit user creates a definition for the broker. This name must match the name supplied on the mqsicreatebroker. command used to create the broker itself. Although the configuration message received contained the correct broker identity (UUID), it contained a broker name, <insert_3>, that did not match the name of this broker, <insert_1>. The probable cause is that a Message Brokers Toolkit user has incorrectly renamed the broker in the broker definition.

Response

Use the Message Brokers Toolkit or Config Manager Proxy to rename the broker back to the name specified on the mqsicreatebroker. command. This name can be found using the mqsilist command.

BIP2048

An Exception was caught while issuing database SQL command <insert_1>.

Severity

20 : Error

Explanation

The broker's Database could not be accessed and an exception was generated.

Response

Ensure that the Database is running.

BIP2049

The broker made an unsuccessful attempt to access its database while attempting to execute SQL syncpoint/rollback.

Severity

20 : Error

Explanation

The broker's database could not be accessed for a syncpoint/rollback.

Response

Ensure that the database is running.

BIP2050

Broker <insert_1> (UUID <insert_2>) received an internal configuration message that specified version <insert_3>, this broker is only capable of supporting up to and including version <insert_4>.

Severity

20 : Error

Explanation

The versions of internal configuration message that the broker supports is dependent upon the WebSphere Message Broker product that is installed.

Response

Ensure that the component that is sending the internal configuration message is capable of sending an internal configuration message with the correct version. Consult the WebSphere Message Broker online documentation book for migration guidance. Contact your IBM support center if you are unable to resolve the problem.

BIP2051

Broker <insert_1> (UUID <insert_2>) could not process an internal configuration message to completion, the problem was caused by <insert_3>.

Severity

20 : Error

Explanation

The configuration message could not be processed and was rejected.

Response

Use the inserts within this message to determine the cause of the problem. Correct the broker's configuration and redeploy using the Message Brokers Toolkit, mqsideploy command or Config Manager Proxy application. Contact your IBM support center if you are unable to resolve the problem.

BIP2052

Broker <insert_1> (UUID <insert_2>) could not process an internal configuration message to completion: the problem was caused by XML tag <insert_3>; value <insert_4>.

Severity

20 : Error

Explanation

An internal configuration message could not be processed and was rejected.

Response

Contact your IBM support center.

BIP2053

The broker made an unsuccessful attempt to access its database <insert_1> with userid <insert_2>.

Severity

20 : Error

Explanation

The broker's database could not be accessed using the userid and password supplied.

Response

Ensure that the database is running and that the userid and password are correct.

BIP2054

Unable to allocate memory for an internal function.

Severity

20 : Error

Explanation

There is a shortage of memory on the system.

Response

Increase the amount of memory available to the system.

BIP2056

Broker <insert_1> successfully processed the entire internal configuration message.

Severity

0 : Information

Explanation

An internal configuration message was processed to completion.

Response

No user action required.

BIP2057

Execution Group <insert_1> could not be started: broker name <insert_2>; UUID <insert_3>; label <insert_4>; Pub-Sub server <insert_5> (1=Yes, 0=No).

Severity

20 : Error

Explanation

The broker was unable to start an execution group process.

Response

Ensure that the executable is available and that the broker's service userid has permission to run the executable.

BIP2059

The broker has detected that the Execution Group <insert_1>, process ID <insert_2>, has shut down abnormally.

Severity

20 : Error

Explanation

An Execution Group process ended abnormally.

Response

Investigate the reasons for the problem.

BIP2060

The broker has detected that the Execution Group <insert_1>, process ID <insert_2>, has shutdown.

Severity

10 : Warning

Explanation

An Execution Group has shutdown. A new instance of the execution group will be started in approximately <insert_3> seconds.

Response

Investigate any prior system log messages for possible problems. Contact your IBM support center if you are unable to determine the cause of the shutdown.

BIP2061

Broker <insert_1> (UUID <insert_2>) Execution Group <insert_3> (UUID <insert_4>) detected that the deployed configuration message received contained an unsupported XML tag.

Severity

20 : Error

Explanation

The Broker does not support the XML tag it received. The configuration message is rejected.

Response

Determine why this tag was deployed to the broker, correct the problem and deploy the complete configuration for this Execution Group. If you are unable to resolve this problem then you should collect Configuration Manager and bipbroker service trace and contact your IBM support center.

BIP2062

Broker <insert_1> (UUID <insert_2>) execution group <insert_3> (UUID <insert_4>) detected that the deployed configuration message received contained an invalid XML tag.

Severity

20 : Error

Explanation

The configuration message received could not be applied to the broker's configuration. This could occur for either of the following reasons: (a) The configuration message XML tag directs an execution group to be created but the execution group already exists. (b) The configuration message XML tag directs an execution group to be changed but the execution group does not exist. The configuration message is rejected.

Response

Use the Message Brokers Toolkit, mqsideploy command or Config Manager Proxy to redeploy to the execution group. Contact your IBM support center if you are unable to resolve the problem.

BIP2063

Broker <insert_1> (UUID <insert_2>), execution group <insert_3> (UUID <insert_4>) detected that the deployed configuration message that was received would cause an uninitialized object to be created.

Severity

20 : Error

Explanation

The configuration message that was received could not be applied to the broker's configuration. The configuration message is rejected.

Response

Resolve the problem by using the workbench, mqsideploy command or Configuration Manager Proxy to redeploy to the execution group. If you are unable to resolve the problem, collect broker service trace

and contact your IBM support center.

BIP2064

Broker <insert_1> (UUID <insert_2>) Execution Group <insert_3> (UUID <insert_4>), deployed configuration message rejected.

Severity

0 : Information

Explanation

This Execution Group's configuration message was rejected because the deployed configuration message would have caused more serious errors in other Execution Groups. This Execution Group was not the primary cause for the rejection of this configuration message.

Response

Look at all the messages that were listed and resolve the problems that they describe. The Execution Group mentioned in this message can be deployed individually.

BIP2065

Broker <insert_1> has processed a topology deployment.

Severity

0 : Information

Explanation

The Message Brokers Toolkit, mqsideploy command or Config Manager Proxy application has deployed a topology configuration.

Response

Determine if the deployment was successful by analyzing the messages following this message.

BIP2066

Broker <insert_1> (UUID <insert_2>) was unable to retrieve an internal configuration response message for execution group <insert_3> within the <insert_4> second configuration timeout.

Severity

20 : Error

Explanation

The execution group did not respond within the time period set by the broker's ConfigurationChangeTimeout parameter. A negative response is returned to the Configuration Manager for this execution group. The ConfigurationChangeTimeout parameter defines the maximum length of time in which an execution group can apply a deployed configuration change. By default, the value of the ConfigurationChangeTimeout parameter is 300 seconds. You can increase, and decrease, the timeout by using the mqsischangebroker command and changing the value of the ConfigurationChangeTimeout parameter. Changing this parameter does not resolve any underlying problem with the deployed message, but can reduce the response turnaround time, or increase it to allow for large and complex deployments.

Response

Investigate why the execution group was unable to respond before being timed out. Use the system log messages to determine if a problem with the execution group has been reported. Check that your system is not running short of resources; you might need to increase the WebSphere MQ log size, for example.

See the WebSphere Message Broker online documentation section that describes the changing of timeouts that affect configuration tasks in the broker.

Reducing the complexity of the deployment by reducing the number of execution groups might also solve this problem.

Correct the problem and redeploy the broker's configuration by using the workbench, the mqsideploy

command or Configuration Manager Proxy. If no other failure diagnostics are available, consider increasing the value of the ConfigurationChangeTimeout parameter in units of 300 until this message no longer occurs. Contact your IBM support center if you are unable to resolve the problem.

BIP2067

Broker <insert_1> (UUID <insert_2>) unable to get internal configuration response message for Execution Group <insert_3> from WebSphere MQ queue <insert_4>.

Severity

20 : Error

Explanation

The Execution Group internal configuration response message queue has failed.

Response

Investigate why the WebSphere MQ queue failed. Use the system log messages to determine and correct the problem. Redeploy the broker configuration message from the Message Brokers Toolkit, mqsideploy command or Config Manager Proxy.

BIP2068

The broker was unable to put an internal configuration message to message queue <insert_1>.

Severity

20 : Error

Explanation

The internal configuration message could not be sent because the message queue was not available.

Response

Investigate why the message queue was not available by reviewing messages issued to the system log. Resolve the problem and redeploy the broker's configuration.

BIP2069

The broker attempted to put an internal configuration message to a reserved message destination <insert_1>.

Severity

20 : Error

Explanation

The message destination is reserved for use by the broker only.

Response

Investigate why the internal configuration's reply message destination name was sent to a reserved destination.

BIP2070

A problem was detected with WebSphere MQ while issuing <insert_1> for WebSphere MQ queue <insert_2>, WebSphere MQ queue manager <insert_3>. MQCC=<insert_4>, MQRC=<insert_5>.

Severity

20 : Error

Explanation

The operation on the specified queue or queue manager returned with the indicated WebSphere MQ completion and reason code.

Response

Check the WebSphere MQ completion and reason codes in the WebSphere MQ Application Programming Reference manual to establish the cause of the error, taking any appropriate action. It may be necessary to restart the message broker after you have performed this recovery action. If an MQOPEN was unsuccessful because the queue manager or queue did not exist, then define these objects to WebSphere MQ. If the problem was because incorrect object names were specified, then the message broker will try to recover, if the problem persists it may be necessary to restart the message broker.

BIP2071

A problem was detected on WebSphere MQ while issuing <insert_1> for WebSphere MQ queue <insert_2>, queue manager <insert_3>. WebSphere MQ property <insert_4> had an unsupported value of <insert_5>.

Severity

20 : Error

Explanation

The operation on the specified queue was not successful because the message being received contained a WebSphere MQ property that is not supported.

Response

Investigate why the unsupported property was being used.

BIP2072

Execution Group <insert_1>, process ID <insert_2> was terminated.

Severity

20 : Error

Explanation

The Execution Group process was terminated in preparation for a broker shutdown.

Response

Restart the broker when required.

BIP2073

Unable to create a Java VM.

Severity

30 : Severe error

Explanation

This is an internal error.

Response

Stop the Configuration Manager service and contact your IBM support center.

BIP2074

A problem was detected with WebSphere MQ while issuing <insert_1> for WebSphere MQ Queue Manager <insert_2>. MQCC=<insert_3>, MQRC=<insert_4>.

Severity

20 : Error

Explanation

The operation on the specified queue manager returned with the indicated WebSphere MQ completion and reason code.

Response

Check the WebSphere MQ completion and reason codes in the WebSphere MQ Application Programming Reference manual to establish the cause of the error, taking any appropriate action. It may be necessary to restart the message broker after you have performed this recovery action. If an MQOPEN was unsuccessful because the queue manager did not exist, then define this object to WebSphere MQ. If the problem was because incorrect object names were specified, then the message broker will try to recover, if the problem persists it may be necessary to restart the message broker.

BIP2075

The broker was unable to send an internal configuration <insert_1> message to Execution Group <insert_2>.

Severity

20 : Error

Explanation

The internal configuration message could not be sent.

Response

Investigate why the Execution Group message queue was not available by reviewing messages issued to the system log. Resolve the problem described in the system log. The broker will retry this operation.

BIP2076

The broker was unable to get an internal configuration <insert_1> message response from Execution Group <insert_2>.

Severity

20 : Error

Explanation

The internal configuration message response could not be retrieved.

Response

Investigate why the Execution Group was not able to respond by reviewing messages issued to the system log. Resolve the problem described in the system log. The broker will retry this operation.

BIP2077

The broker received a negative response to an internal configuration <insert_1> message from Execution Group <insert_2>.

Severity

20 : Error

Explanation

The internal configuration message response indicates that the Execution Group is not able to either start processing message flows or to stop processing message flows. If the negative response was for a start message then the operation will be retried later. If the negative response was for a stop message then this would indicate the Execution Group was being deleted or the broker was attempting to shutdown, restarting the broker will correct this problem, (you may need to use the -i flag on mqsisstop)

Response

Investigate why the Execution Group response was negative by reviewing messages issued to the system log. Resolve the problem described in the system log.

BIP2078

The broker was unable to get an internal configuration message from message queue <insert_1>.

Severity

20 : Error

Explanation

The internal configuration message could not be retrieved because the message queue was not available.

Response

Investigate why the message queue was not available by reviewing messages issued to the system log. Resolve the problem and redeploy the broker's configuration.

BIP2079

The broker received a response without data for an internal configuration <insert_1> message from Execution Group <insert_2>.

Severity

20 : Error

Explanation

The internal configuration message response had no data with its structure, so, the broker was unable to determine if the Execution Group acted upon the configuration message. This operation will be retried later.

Response

Investigate why the Execution Group response contained no data by reviewing messages issued to the system log. Resolve the problems described in the system log. If this problem persists contact your IBM support center.

BIP2080

Execution group <insert_1> failed to return an internal configuration <insert_2> message response within a <insert_3> second time period.

Severity

20 : Error

Explanation

The internal configuration message response could not be retrieved. The execution group therefore failed to move to the state described by the internal configuration message.

Response

Review messages issued to the system log to investigate why the execution group internal configuration message response was not returned within the allowed time period. Additionally, you can increase (or decrease) the timeout using the `mqsichangebroker` parameter, `InternalConfigurationTimeout`. Changing the timeout does not resolve any underlying problem with a deployed configuration message, but can be used to reduce the response turnaround time, or to allow for large and complex deployments. Resolve any problems described in the system log. This internal configuration operation is retried automatically; if you continue to see this message, you should investigate the reason for the execution group's failure to respond.

BIP2081

Execution Group <insert_1> process ID <insert_2> could not be stopped by the broker.

Severity

20 : Error

Explanation

An attempt was made by the broker to stop an Execution Group process. This may have been as a result of deleting and deploying the Execution Group or a failed attempt at creating and deploying the Execution group. After one of these actions the broker attempted to force the Execution Group process to stop but was unable to carry out this action.

Response

Investigate the reason why the broker user ID lacked the permissions to stop the stalled Execution Group process. Reviewing messages issued to the system log may give some indication of why this occurred. Resolve the problem described in the system log. It is required that the user stop the Execution Group process using either mqsisstop with the -i flag selected or the KILL function.

BIP2086

Broker <insert_1> could only process parts of the internal configuration message.

Severity

20 : Error

Explanation

Parts of the internal configuration message were not processed successfully.

Response

This response indicates that one or more Execution Groups could not process the internal configuration message. Analyze all of the following messages to determine why the internal configuration message could not be processed.

BIP2087

Broker <insert_1> was unable to process the internal configuration message.

Severity

20 : Error

Explanation

The entire internal configuration message failed to be processed successfully.

Response

Use the messages following this message to determine the reasons for the failure. If the problem cannot be resolved after reviewing these messages, contact your IBM Support center. Enabling service trace may help determine the cause of the failure.

BIP2088

An unexpected exception <insert_1> was caught.

Severity

20 : Error

Explanation

The broker caught an unexpected exception.

Response

Use the information in this message and previous messages to determine the cause of the problem, correct the error. A redeploy will be required if this error occurred as a result of a deploy operation.

BIP2089

An internal configuration message was received but it contained no data.

Severity

20 : Error

Explanation

The internal configuration message contained no data, the message was treated as a null operation.

Response

Contact your IBM support center.

BIP2090

The <insert_1> environment variable is <insert_2> characters long. The variable contains the following data: <insert_3>.

Severity

30 : Severe error

Explanation

The attempt to dynamically set an environment variable was unsuccessful.

Response

Contact your IBM support center.

BIP2091

The broker has reconnected to WebSphere MQ successfully.

Severity

0 : Information

Explanation

The broker was unable to communicate via WebSphere MQ transports, communication has been reestablished.

Response

Investigate the reasons for the WebSphere MQ product termination.

BIP2092

The broker has reconnected to its persistent store successfully.

Severity

0 : Information

Explanation

The broker was unable to save information to its persistent store, this connection has been reestablished.

Response

Investigate the reasons for the broker's persistent store being unavailable.

BIP2093

Java class <insert_1> could not be found.

Severity

20 : Error

Explanation

This is an internal error, possibly due to a faulty installation.

Response

Stop the Configuration Manager service and contact your IBM support center.

BIP2094

Java method <insert_2> in class <insert_1> could not be found.

Severity

20 : Error

Explanation

This is an internal error, possibly due to a faulty installation.

Response

Stop the Configuration Manager service and contact your IBM support center.

BIP2095

Instance of Java class <insert_1> could not be instantiated.

Severity

20 : Error

Explanation

This is an internal error, possibly due to a faulty installation.

Response

Stop the Configuration Manager service and contact your IBM support center.

BIP2096

Java exception caught via the JNI from the <insert_1> class: exception text <insert_2>.

Severity

30 : Severe error

Explanation

This is an internal error, possibly due to a faulty installation. The exception text might indicate a solution. On Windows systems, if the exception text indicates that mqjbnd05 cannot be found, then your PATH environment variable has not been set up correctly following WebSphere MQ classes for Java installation.

Response

Stop the Configuration Manager service and, should you be unable to solve the problem after reading the exception text, contact your IBM support center.

BIP2097

Java field <insert_2> in class <insert_1> could not be found.

Severity

20 : Error

Explanation

This is an internal error, possibly due to a faulty installation.

Response

Stop the Configuration Manager service and contact your IBM support center.

BIP2098

Unable to locate function <insert_1> in implementation file <insert_2>, entry point <insert_3>.

Severity

20 : Error

Explanation

The message broker detected an error whilst loading a loadable implementation file. The resource has not been registered. See the following messages for details of the error.

Response

Contact your IBM support center.

BIP2099

Unable to initialize a Parser Factory.

Severity

20 : Error

Explanation

The message broker detected an error whilst initializing its parser factory environment. Examine previous error messages for details of the cause of this problem.

Response

Contact your IBM support center.

BIP2101

Unable to allocate memory.

Severity

20 : Error

Explanation

An operation was performed which needed to allocate virtual memory, but the request failed because not enough memory was available. Operation of the message broker will probably be unpredictable. Other messages may indicate similar problems or provide additional information.

Response

Since this is indicative of a shortage in virtual memory, then after performing initial problem determination, it may be necessary to either increase the amount of memory available or reduce the requirements for memory on the system. The former might involve increasing the available RAM or increasing the amount of swap or paging space. The latter might involve stopping applications which are not required, that have high memory requirements or reducing the amount of broker processes or instances running on the system.

BIP2102

Invalid value (<insert_1>) for attribute (<insert_2>); node class=<insert_3>.

Severity

20 : Error

Explanation

A configuration request was received which specified a value for the indicated attribute of the node class. However, this value could not be converted to a wide string. The configuration request is terminated.

Response

Modify the configuration request to specify a valid value for the attribute, and retry the request.

BIP2103

Internal broker error; condition=<insert_1>.

Severity

30 : Severe error

Explanation

An internal software error has occurred in the message broker. The operation of the message broker is likely to be affected and may now be unpredictable. An internal condition is displayed which describes the internal error situation which occurred.

Response

Shutdown and restart the message broker. If the problem continues to occur, then restart the system. If the problem still continues to occur contact your IBM support center.

BIP2104

Error whilst retrieving username for uid <insert_1>.

Severity

30 : Severe error

Explanation

The message broker caused an exception whilst retrieving the username for uid <insert_1>. Check the userid setup for the uid listed.

Response

On Distributed check that the userid listed has a default group. On z/OS check that the userid has a default GID and an OMVS segment.

BIP2106

Unable to allocate memory during operation performed by object <insert_1>.

Severity

20 : Error

Explanation

An Execution Group performed an operation which needed to allocate memory, but the request failed because insufficient memory was available. The execution group process will be stopped and an attempt made to restart it.

Response

Since this is indicative of a shortage of memory, it may be necessary (after performing initial problem determination) to either increase the amount of memory available or reduce the system's requirement for memory. The former might involve increasing the available RAM or increasing the amount paging space. The latter might involve stopping applications which are not required or which have high memory requirements and reducing the amount of broker processes running on the system.

BIP2110

Message broker internal program error.

Severity

20 : Error

Explanation

An internal software error has occurred in the message broker. Further messages will indicate the effect of this error on the broker's transactions. There is no diagnostic information associated with this

message

Response

Shutdown and restart the message broker. If the problem continues to occur, then restart the system. If the problem still continues to occur contact your IBM support center.

BIP2111

Message broker internal error: diagnostic information <insert_1>.

Severity

20 : Error

Explanation

An internal software error has occurred in the message broker. Further messages will indicate the effect of this error on the broker's transactions. The diagnostic information associated with this message is: <insert_1>.

Response

Shutdown and restart the message broker. If the problem continues to occur, then restart the system. If the problem still continues to occur contact your IBM support center.

BIP2112

Message broker internal error: diagnostic information <insert_1>, <insert_2>.

Severity

20 : Error

Explanation

An internal software error has occurred in the message broker. Further messages will indicate the effect of this error on the broker's transactions.

Response

Shutdown and restart the message broker. If the problem continues to occur, then restart the system. If the problem still continues to occur contact your IBM support center.

BIP2113

Message broker internal error: diagnostic information <insert_1>, <insert_2>, <insert_3>.

Severity

20 : Error

Explanation

An internal software error has occurred in the message broker. Further messages will indicate the effect of this error on the broker's transactions.

Response

Shutdown and restart the message broker. If the problem continues to occur, then restart the system. If the problem still continues to occur contact your IBM support center.

BIP2114

Message broker internal error: diagnostic information <insert_1>, <insert_2>, <insert_3>, <insert_4>.

Severity

20 : Error

Explanation

An internal software error has occurred in the message broker. Further messages will indicate the effect of this error on the broker's transactions.

Response

Shutdown and restart the message broker. If the problem continues to occur, then restart the system. If the problem still continues to occur contact your IBM support center.

BIP2115

Message broker internal error: diagnostic information <insert_1>, <insert_2>, <insert_3>, <insert_4>, <insert_5>.

Severity

20 : Error

Explanation

An internal software error has occurred in the message broker. Further messages will indicate the effect of this error on the broker's transactions.

Response

Shutdown and restart the message broker. If the problem continues to occur, then restart the system. If the problem still continues to occur contact your IBM support center.

BIP2116

Message broker internal error: diagnostic information <insert_1>, <insert_2>, <insert_3>, <insert_4>, <insert_5>, <insert_6>.

Severity

20 : Error

Explanation

An internal software error has occurred in the message broker. Further messages will indicate the effect of this error on the broker's transactions.

Response

Shutdown and restart the message broker. If the problem continues to occur, then restart the system. If the problem still continues to occur contact your IBM support center.

BIP2117

Message broker internal error: diagnostic information <insert_1>, <insert_2>, <insert_3>, <insert_4>, <insert_5>, <insert_6>, <insert_7>.

Severity

20 : Error

Explanation

An internal software error has occurred in the message broker. Further messages will indicate the effect of this error on the broker's transactions.

Response

Shutdown and restart the message broker. If the problem continues to occur, then restart the system. If the problem still continues to occur contact your IBM support center.

BIP2118

Message broker internal error: diagnostic information <insert_1>, <insert_2>, <insert_3>, <insert_4>, <insert_5>, <insert_6>, <insert_7>, <insert_8>.

Severity

20 : Error

Explanation

An internal software error has occurred in the message broker. Further messages will indicate the effect of this error on the broker's transactions.

Response

Shutdown and restart the message broker. If the problem continues to occur, then restart the system. If the problem still continues to occur contact your IBM support center.

BIP2119

Message broker internal error: diagnostic information <insert_1>, <insert_2>, <insert_3>, <insert_4>, <insert_5>, <insert_6>, <insert_7>, <insert_8>, <insert_9>.

Severity

20 : Error

Explanation

An internal software error has occurred in the message broker. Further messages will indicate the effect of this error on the broker's transactions.

Response

Shutdown and restart the message broker. If the problem continues to occur, then restart the system. If the problem still continues to occur contact your IBM support center.

BIP2120

Either the message tree has a properties folder that is not the first element of the message tree, or it has two properties folders.

Severity

20 : Error

Explanation

The Properties folder holds information about the characteristics of the message. If present, there must be only one properties folder and it must be the first element of the message tree, otherwise its fields will not have the desired effect.

Response

Review the message flow and ESQL that caused this error and make sure that only one properties folder has been created, and that it is the first element of the message tree. By default, every occurrence of OutputRoot has a properties folder created automatically and a user should not create an additional one.

BIP2121

The thread bootstrap code caught an unhandled exception on thread <insert_1>.

Severity

20 : Error

Explanation

An internal software error has occurred in the message broker. Further messages will indicate the effect of this error on the broker's transactions. The exception was issued on thread <insert_1>. Further information may be in the exception information associated with this message.

Response

Restart the message broker. If the problem continues to occur, then restart the system. If the problem still continues to occur, then contact your IBM support center.

BIP2122

An exception has been caught in thread clean up: diagnostic information <insert_1>, <insert_2>, <insert_3>, <insert_4>, <insert_5>, <insert_6>, <insert_7>, <insert_8>, <insert_9>.

Severity

20 : Error

Explanation

An internal software error has occurred in the message broker. Further messages will indicate the effect of this error on the broker's transactions.

Response

Shutdown and restart the message broker. If the problem continues to occur, then restart the system. If the problem still continues to occur, then contact your IBM support center.

BIP2123

Thread terminate handler invoked: execution group will end; diagnostic information <insert_1>, <insert_2>, <insert_3>, <insert_4>, <insert_5>, <insert_6>, <insert_7>, <insert_8>, <insert_9>.

Severity

20 : Error

Explanation

An internal software error has occurred in the message broker. Further messages will indicate the effect of this error on the broker's transactions.

Response

Shutdown and restart the message broker. If the problem continues to occur, then restart the system. If the problem still continues to occur, then contact your IBM support center.

BIP2124

The execution group has detected a condition which requires it to shutdown and restart.

Severity

20 : Error

Explanation

A condition has occurred which requires the execution group to shutdown and restart to recover from this condition. Further messages indicate the cause of this condition.

Response

Check the system log for messages that indicate the cause of this condition. Resolve the issue that caused the condition, and check the system log to ensure that the execution group starts again without error.

BIP2130

Error <insert_2> converting a character string to or from codepage <insert_1>.

Severity

20 : Error

Explanation

A character conversion between codepages has failed. This may be due to an invalid codepage being specified in the header of a message, or may be due to a character being present in a message that does not appear in the required codepage conversion table.

Response

Check that the application that generated the message is using a valid codepage in the message header and that all characters used are valid in that codepage.

BIP2131

A character codepage conversion error has occurred.

Severity

20 : Error

Explanation

An internal software error has occurred in the message broker.

Response

Shutdown and restart the message broker. If the problem continues to occur, then restart the system. If the problem still continues to occur contact your IBM support center.

BIP2132

Invalid codepage <insert_1> or conversion table <insert_2> missing or invalid.

Severity

20 : Error

Explanation

A codepage is being used for which there is no corresponding character conversion table, or the conversion table cannot be used, or the conversion table is invalid.

Response

Check that the application generating the source message is using the correct code page within the message.

BIP2133

Source field <insert_1> is too long for a target field of length <insert_2> when converting from Unicode to codepage <insert_3>.

Severity

20 : Error

Explanation

When the character data in the source field is converted to the target codepage, the resulting character string is longer than the defined length of the target field.

Response

Correct the application or compute expression that generated the message. Ensure that the definition of the field in the output message is correctly specified, bearing in mind the codepage required for the message, and check that the origin of the data within the source field is providing correct data.

BIP2134

Source field <insert_1> is too long for a target field of length <insert_2> when converting to Unicode from codepage <insert_3>.

Severity

20 : Error

Explanation

An internal processing error has occurred.

Response

Contact your IBM support center.

BIP2135

Source character <insert_1> in field <insert_2> cannot be converted to Unicode from codepage <insert_3>.

Severity

20 : Error

Explanation

The source character is an invalid code point within the given codepage.

Response

Correct the application that generated the message.

BIP2136

Source character <insert_1> in field <insert_2> cannot be converted from Unicode to codepage <insert_3>.

Severity

20 : Error

Explanation

The source character is an invalid code point within the given codepage.

Response

Correct the application or message flow that generated the message to ensure that all data within the message can be represented in the target codepage.

BIP2137

A call to create a new thread has failed.

Severity

20 : Error

Explanation

This can be caused by insufficient kernel resources.

Response

Please check and if necessary increase the max_thread_proc setting in your kernel to at least the value specified in the installation guide.

BIP2141

Unable to open WebSphere MQ queue manager object; MQCC=<insert_1>, MQRC=<insert_2>2

Severity

20 : Error

Explanation

An attempt to open the connected WebSphere MQ queue manager to inquire about its settings failed. The WebSphere MQ completion code and reason code returned are as displayed. Recovery processing of a backed out message may not work as expected.

Response

Check the WebSphere MQ completion and reason codes in the WebSphere MQ Application Programming Reference manual to establish the cause of the error, taking any appropriate action. It may be necessary

to restart the message broker after you have performed this recovery action.

BIP2142

Unable to issue MQINQ to inquire on WebSphere MQ queue; queue=<insert_1>, MQCC=<insert_2>, MQRC=<insert_3>.

Severity

20 : Error

Explanation

An attempt to issue an MQINQ function to inquire about the status of the specified queue failed. The WebSphere MQ completion code and reason code returned are as displayed. Recovery processing of a backed out message will not work as expected.

Response

Check the WebSphere MQ completion and reason codes in the WebSphere MQ Application Programming Reference manual to establish the cause of the error, taking any appropriate action. It may be necessary to restart the message broker after you have performed this recovery action.

BIP2143

Unable to close WebSphere MQ queue manager object; MQCC=<insert_1>, MQRC=<insert_2>.

Severity

20 : Error

Explanation

An attempt to close the connected WebSphere MQ queue manager failed. The WebSphere MQ completion code and reason code returned are as displayed.

Response

Check the WebSphere MQ completion and reason codes in the WebSphere MQ Application Programming Reference manual to establish the cause of the error, taking any appropriate action. It may be necessary to restart the message broker after you have performed this recovery action.

BIP2144

Node <insert_1> received conversion error on either WebSphere MQ queue manager or queue name.

Severity

20 : Error

Explanation

The specified node was unable to convert the WebSphere MQ queue manager or queue name to a wide string. The current message flow is terminated.

Response

Check the message flow to determine the cause of the error.

BIP2145

Failed to connect to WebSphere MQ queue manager <insert_1>; MQCC=<insert_2>, MQRC=<insert_3>.

Severity

20 : Error

Explanation

The specified node failed to connect to the indicated WebSphere MQ queue manager. The completion

and reason codes returned by the MQCONN are as displayed.

Response

Check the WebSphere MQ completion and reason codes in the WebSphere MQ Application Programming Reference manual to establish the cause of the error, taking any appropriate action. It may be necessary to restart the message broker after you have performed this recovery action. If the open failed because the queue manager did not exist, then define this object to WebSphere MQ. If the failure of the open was because an incorrect queue manager name was specified, then correct the message flow configuration and attempt to redeploy the message broker.

BIP2150

About to load <insert_1>.

Severity

0 : Information

Explanation

An execution group is about to load a library. Includes IBM and non IBM user defined nodes and parsers.

Response

No user action required.

BIP2151

Loaded library <insert_1>.

Severity

0 : Information

Explanation

An execution group has loaded a library.

Response

No user action required.

BIP2152

Configuration message received from broker.

Severity

0 : Information

Explanation

An execution group received a command from the Broker.

Response

No user action required.

BIP2153

About to <insert_1> an execution group.

Severity

0 : Information

Explanation

An execution group is about to perform an action.

Response

No user action required.

BIP2154

Execution group finished with Configuration message.

Severity

0 : Information

Explanation

A command response will be sent to the broker.

Response

No user action required.

BIP2155

About to <insert_1> ' the Message flow - <insert_2>.

Severity

0 : Information

Explanation

An execution group is about to perform an action.

Response

No user action required.

BIP2160

Broker process terminating abnormally: The following diagnostic information will be required when contacting IBM: <insert_1>.

Severity

20 : Error

Explanation

A broker process is terminating abnormally.

Response

Contact your IBM support center.

BIP2161

Broker process terminating abnormally (stack full): diagnostic information for IBM <insert_1>.

Severity

20 : Error

Explanation

A broker process is terminating abnormally because its stack is full. For execution group processes, this may be caused by message flows containing loops or more than 500 nodes in series. Otherwise the following information will be required when contacting IBM: <insert_1>.

Response

Check the definitions of all message flows deployed on the named execution group for loops and excessive path length. If this does not resolve the problem, contact your IBM support center.

BIP2162

Header invalid, structure identifier incorrect at offset <insert_1>.

Severity

30 : Severe error

Explanation

A parser was constructed to process part of a message. That part of the message does not appear to be a valid bitstream for the parser constructed.

Response

Contact your IBM support center.

BIP2163

User environment is invalid.

Severity

30 : Severe error

Explanation

The user environment was not adequately prepared to continue execution. Locate and run the profile supplied with the product. This file is called mqsiprofile, and is located in the bin subdirectory for the product.

Response

Run the product profile. Also ensure that the user environment is prepared for database access. Use the Documentation supplied with this product and the database to complete this operation.

BIP2164

An error occurred while opening registry file <insert_1> to read it : <insert_2>.

Severity

20 : Error

Explanation

The program cannot proceed, because it cannot read the value in the registry for this key.

Response

Contact your WebSphere Message Broker administrator.

BIP2165

An error occurred while reading registry file <insert_1> : <insert_2>.

Severity

20 : Error

Explanation

The broker cannot proceed, because it cannot read the value in the registry for this key.

Response

Contact your WebSphere Message Broker administrator.

BIP2166

An error occurred while opening registry file <insert_1> to write it : <insert_2>.

Severity

20 : Error

Explanation

The program cannot proceed, because it cannot record the value in the registry for this key.

Response

Contact your WebSphere Message Broker administrator.

BIP2167

An error occurred while writing registry file <insert_1> : <insert_2>.

Severity

20 : Error

Explanation

The program cannot proceed, because it cannot write the value in the registry for this key.

Response

Contact your WebSphere Message Broker administrator.

BIP2168

An error occurred while deleting files from registry directory <insert_1> : <insert_2>.

Severity

20 : Error

Explanation

Some of the files in the broker registry have not been deleted.

Response

Ask your WebSphere Message Broker administrator to check why the files could not be deleted, then retry the mqsidelete command.

BIP2169

An error occurred while deleting the registry directory <insert_1> : <insert_2>.

Severity

20 : Error

Explanation

The broker registry has not been deleted.

Response

Ask your WebSphere Message Broker administrator to check why the registry directory could not be deleted, then retry the mqsidelete command.

BIP2170

The registry is already locked.

Severity

20 : Error

Explanation

The program cannot continue, because of an internal error.

Response

Contact your WebSphere Message Broker administrator.

BIP2171

An error occurred while opening the registry lock file <insert_1> : <insert_2>.

Severity

20 : Error

Explanation

You do not have sufficient UNIX file system permissions to administer the broker.

Response

Ask your WebSphere Message Broker administrator to add you to the 'mqbrkrs' group on UNIX systems or to a group that has the correct authorities on z/OS. After this has been done, log in again and reissue the command.

BIP2172

An error occurred while locking the registry file <insert_1> : <insert_2>.

Severity

20 : Error

Explanation

The program cannot continue, because of an internal error.

Response

Contact your WebSphere Message Broker administrator.

BIP2173

An error occurred while writing to the registry lock file <insert_1> : <insert_2>.

Severity

20 : Error

Explanation

The program cannot continue, because of an internal error.

Response

Contact your WebSphere Message Broker administrator.

BIP2174

The registry was not locked.

Severity

20 : Error

Explanation

The program cannot continue, because of an internal error.

Response

Contact your WebSphere Message Broker administrator.

BIP2175

An error occurred while unlocking the registry lock file : <insert_1>.

Severity

20 : Error

Explanation

The program cannot continue, because of an internal error.

Response

Contact your WebSphere Message Broker administrator.

BIP2176

Could not find message <insert_1> in catalogue <insert_2>, inserts are <insert_3> <insert_4> <insert_5> <insert_6> <insert_7> <insert_8> <insert_9>.

Severity

30 : Severe error

Explanation

The required message could not be located in the specified catalogue.

Response

Ensure that the message catalogue is available. This failure usually occurs if the environment variable NLSPATH is not correctly set.

BIP2177

Tried to create two name managers

Severity

20 : Error

Explanation

The program cannot continue, because of an internal error.

Response

Contact your WebSphere Message Broker administrator.

BIP2178

Failed to create a UUID (Error code = <insert_1>).

Severity

20 : Error

Explanation

The system could not create a UUID.

Response

None.

BIP2179

Failed to convert an ImbWstring to an ImbUuidValue (Error code = <insert_1>).

Severity

20 : Error

Explanation

The system could not convert the input ImbWstring to an ImbUuidValue.

Response

Make sure the input is valid.

BIP2180

Failed to convert a UUID string to an `ImbUuidValue` (Error code = `<insert_1>`).

Severity

20 : Error

Explanation

The system could not convert the input UUID string to an `ImbUuidValue`.

Response

Make sure the input UUID string is in the right format.

BIP2181

Failed to convert a UUID string to an `ImbByteArray` (Error code = `<insert_1>`).

Severity

20 : Error

Explanation

The system could not convert the input UUID string to an `ImbByteArray`.

Response

Make sure the input UUID string is valid.

BIP2182

Failed to convert an `ImbByteValue` to a string (Error code = `<insert_1>`).

Severity

20 : Error

Explanation

The system could not convert the input `ImbByteValue` to a string.

Response

Make sure the input `ImbByteArray` is valid.

BIP2183

The beta license for this product has expired.

Severity

30 : Severe error

Explanation

The license for the beta version of this product has expired. Please contact your IBM representative for a full (GA) version of this product.

Response

Please contact your IBM representative for a full license.

BIP2184

The license for the beta version of this product will expire in `<insert_1>` days.

Severity

10 : Warning

Explanation

Please contact your IBM representative to obtain the full (GA) version of this product before this time. After <insert_1> days have passed, this product will cease to function.

Response

Please contact your IBM representative to obtain the GA version of this product before this time.

BIP2185

Unable to redirect <insert_1> to file <insert_2>. The broker was unable to open <insert_2>. The operating system return code <insert_3>.

Severity

10 : Warning

Explanation

The broker was unable to redirect <insert_1> as it was unable to open the redirect file.

Response

Check the return code and restart the broker.

BIP2186

A component attempted to read a log file that was too large for it to handle.

Severity

10 : Warning

Explanation

A request was sent to a component to read its log. While preparing the resulting output to send back, it detected that it was over the maximum message size for the transport used.

Response

To read the log directly from the file, please issue the mqsireadlog command, specifying the -f flag.

BIP2201

Execution group (32) started: process <insert_14>; thread <insert_15>; additional information: brokerName <insert_1> (operation mode <insert_17>); executionGroupUUID <insert_2>; executionGroupLabel <insert_3>; defaultExecutionGroup <insert_4>; queueManagerName <insert_5>; trusted <insert_6>; dataSourceName <insert_7>; userId <insert_8>; migrationNeeded <insert_10>; brokerUUID <insert_11>; filePath <insert_12>; workPath <insert_13>; ICU Converter Path <insert_16>.

Severity

0 : Information

Explanation

The execution group has started using process <insert_14> and thread <insert_15> and will now start to process messages.

Response

No user action required.

BIP2202

Administrative agent to execution group communication error: invalid value <insert_2> supplied for execution group parameter <insert_1>.

Severity

20 : Error

Explanation

The invalid value <insert_2> was supplied for the execution group parameter <insert_1>.

Response

Stop and restart the broker. If the problem persists, stop, delete, recreate and then restart the broker.

BIP2203

An execution group has encountered a problem whilst starting.

Severity

20 : Error

Explanation

An execution group has encountered a problem whilst starting and is unable to continue.

Response

Check the following error messages to try to identify the cause of the problem. If it is unclear what the cause is, and the problem occurs continually after restarting the message broker contact your IBM support center.

BIP2204

Execution group using process <insert_1> thread <insert_2> stopped.

Severity

0 : Information

Explanation

The execution group using process <insert_1> and thread <insert_2> has stopped. This may be because it has been instructed to do so or because it has encountered a problem.

Response

No user action required. The execution group will be restarted automatically if need be.

BIP2208

Execution group (64) started: process <insert_14>; thread <insert_15>; additional information: brokerName <insert_1> (operation mode <insert_17>); executionGroupUUID <insert_2>; executionGroupLabel <insert_3>; defaultExecutionGroup <insert_4>; queueManagerName <insert_5>; trusted <insert_6>; dataSourceName <insert_7>; userId <insert_8>; migrationNeeded <insert_10>; brokerUUID <insert_11>; filePath <insert_12>; workPath <insert_13>; ICU Converter Path <insert_16>.

Severity

0 : Information

Explanation

The execution group has started using process <insert_14> and thread <insert_15> and will now start to process messages.

Response

No user action required.

BIP2210

Invalid configuration message: attribute name <insert_1> not valid for target object <insert_2>.

Severity

20 : Error

Explanation

The message broker received a configuration message containing the attribute name <insert_1> which is not valid for the target object <insert_2>. This can be caused by a mismatch in levels between the Message Brokers Toolkit, the Configuration Manager and the Broker, or as a result of a user or third party written user-defined node where the implementation library installed at the broker does not match the node definition held at the Configuration manager and Message Brokers Toolkit.

Response

Ensure that the levels of code installed at the Message Brokers Toolkit, Configuration Manager and Broker are all consistent. If they are, identify the supplier of the target object and report the problem to them. If this is IBM, contact your IBM support center.

BIP2211

Invalid configuration message containing attribute value <insert_2>, which is not valid for target attribute <insert_1>, object <insert_4>; valid values are <insert_3>.

Severity

20 : Error

Explanation

The message broker received a configuration message containing the attribute value <insert_2>, which is not valid for the target attribute <insert_1>, on object <insert_4>. Valid values are <insert_3>. This can be caused by a mismatch in levels between the Message Brokers Toolkit, the Configuration Manager, and the broker. Or it can be caused as a result of a node defined by a user, or written by a third party, where the implementation library installed at the broker does not match the node definition held at the Configuration Manager and Message Brokers Toolkit.

Response

Ensure that the levels of code installed at the Message Brokers Toolkit, Configuration Manager, and broker are all consistent. If they are, identify the supplier of the target object and report the problem to them. If this is IBM, contact your IBM support center.

BIP2212

Invalid configuration message containing action <insert_1> which is not valid for target object <insert_2>.

Severity

20 : Error

Explanation

The message broker received a configuration message containing the action <insert_1> which is not valid for the target object <insert_2>. This can be caused by a mismatch in levels between the Message Brokers Toolkit, the Configuration Manager and the Broker, or as a result of a user or third party written user-defined node where the implementation library installed at the broker does not match the node definition held at the Configuration manager and Message Brokers Toolkit.

Response

Ensure that the levels of code installed at the Message Brokers Toolkit, Configuration Manager and Broker are all consistent. If they are, identify the supplier of the target object and report the problem to them. If this is IBM, contact your IBM support center.

BIP2213

Invalid configuration message containing folder <insert_1> which is not valid for target object <insert_2>.

Severity

20 : Error

Explanation

The message broker received a configuration message containing the folder <insert_1> which is not valid for the target object <insert_2>. This can be caused by a mismatch in levels between the Message Brokers Toolkit, the Configuration Manager and the Broker, or as a result of a user or third party written plug-in node where the implementation library installed at the broker does not match the node definition held at the Configuration manager and Message Brokers Toolkit.

Response

Ensure that the levels of code installed at the Message Brokers Toolkit, Configuration Manager and Broker are all consistent. If they are, identify the supplier of the target object and report the problem to them. If this is IBM, contact your IBM support center.

BIP2214

Invalid configuration message with no value for attribute <insert_1>, object <insert_2>.

Severity

20 : Error

Explanation

The message broker received a configuration message which failed to supply a value for the attribute <insert_1>, on object <insert_2>. This can be caused by a mismatch in levels between the Message Brokers Toolkit, the Configuration Manager and the Broker, or as a result of a user or third party written user-defined node where the implementation library installed at the broker does not match the node definition held at the Configuration manager and Message Brokers Toolkit.

Response

Ensure that the levels of code installed at the Message Brokers Toolkit, Configuration Manager and Broker are all consistent. If they are, identify the supplier of the target object and report the problem to them. If this is IBM, contact your IBM support center.

BIP2215

Node <insert_3> property <insert_1> has been overridden by the value <insert_2> from the LocalEnvironment.

Severity

0 : Information

Explanation

Local environment variables override their corresponding node attributes.

Response

None.

BIP2216

Node <insert_4> could not use the value <insert_2> from the LocalEnvironment for overriding property <insert_1>. The value is not valid; valid values are <insert_3>.

Severity

10 : Warning

Explanation

The value is not valid for that property.

Response

Make sure only one of the <insert_3> values is used.

BIP2217

File name <insert_1> is invalid for resource manager <insert_2>.

Severity

20 : Error

Explanation

The message broker is given a file name <insert_1> which is not valid for the resource manager <insert_2>. This may be an invalid/unknown file name extension or simply an invalid file path.

Response

Ensure a valid file name is provided.

BIP2218

Node <insert_2> could not use the value <insert_1> from the LocalEnvironment for overriding property 'messageDomainProperty'. The value is not valid.

Severity

10 : Warning

Explanation

The value is not valid for that property.

Response

Ensure that the value of the attribute is correct and that all the required parse implementation libraries have been installed, then redeploy the message flow.

BIP2220

No database specified for broker.

Severity

10 : Warning

Explanation

The message broker was created without a database being specified, its configuration will not be stored persistently.

Response

No user action required.

BIP2221

Invalid installation set up.

Severity

20 : Error

Explanation

The message broker detected an error whilst connecting to its database. Its configuration will not be stored persistently. Messages describing the error follow.

Response

No user action required.

BIP2222

Invalid database state: no database records for resource <insert_1>, <insert_2>.

Severity

20 : Error

Explanation

The message broker could not locate the database records for the resource <insert_1>, <insert_2>. The active state of the broker may not be as expected.

Response

Check that the message broker's configuration database is currently started. Redeploy the complete broker configuration using the Message Brokers Toolkit, mqsideploy command or Config Manager Proxy. If the problem persists contact your IBM support center.

BIP2223

A database operation was retried: attempt <insert_1> of 10; diagnostic information <insert_2>.

Severity

0 : Information

Explanation

The message broker encountered a database lock or timeout accessing its configuration database, and has retried the operation. This is attempt number <insert_1> out of 10. Additional diagnostic information is <insert_2>.

Response

No user action required.

BIP2224

A database operation failed after repeated attempts: diagnostic information <insert_1>.

Severity

20 : Error

Explanation

The message broker encountered a database lock or timeout and has retried the operation repeatedly without resolving the problem. Additional diagnostic information <insert_1>.

Response

Ensure that the message broker's configuration database has been configured and is operating correctly.

BIP2225

An unexpected return code <insert_1> was received from a thread state change callback function.

Severity

10 : Warning

Explanation

A function which registered for thread state change callback with user context <insert_2> and state type <insert_3> has returned a value of <insert_1>.

Response

If you have a user-defined extension running within the execution group, ensure that any callbacks return one of the expected values.

BIP2226

firstAbort specified - calling abort()

Severity

20 : Error

Explanation

An abnormal event has taken place, and the specified abend action was firstAbort. A core file should have been generated.

Response

Examine any core files produced.

BIP2227

Error encountered during abend processing: <insert_1> - terminating.

Severity

20 : Error

Explanation

An abnormal event has taken place, and the diagnostic routines could not complete successfully.

Response

None

BIP2228

Severe error: <insert_1> <insert_2> <insert_3> Abend file: <insert_4> action: <insert_5>.

Severity

20 : Error

Explanation

An abnormal event has taken place. See the referenced abend file for details

Response

Correct the problem that caused the abnormal event.

BIP2229

<insert_1> <insert_2>.

Severity

20 : Error

Explanation

An abnormal event has taken place, and the diagnostic routines could not complete successfully.

Response

Ensure that the standard location for the storage of abend files is writable.

BIP2230

Error detected whilst processing a message in node <insert_1>.

Severity

20 : Error

Explanation

The message broker detected an error whilst processing a message in node <insert_1>. An exception has been thrown to cut short the processing of the message.

Response

See the following messages for details of the error.

BIP2231

Error detected whilst processing a message in node <insert_1>.

Severity

20 : Error

Explanation

The message broker detected an error whilst processing a message in node <insert_1>. The message has been augmented with an exception list and has been propagated to the node's failure terminal for further processing.

Response

See the following messages for details of the error.

BIP2232

Error detected whilst handling a previous error in node <insert_1>.

Severity

20 : Error

Explanation

The message broker has detected an error in node <insert_1> whilst handling a previous error.

Response

See the following messages for details of the exception list associated with the original error. Thereafter messages will be associated with the new error.

BIP2233

Invoking user-defined extension <insert_1>(<insert_2>, <insert_3>, <insert_4>, <insert_5>, <insert_6>, <insert_7>, <insert_8>).

Severity

0 : Information

Explanation

About to invoke the specified user-defined extension with the specified parameters.

Response

No user action required.

BIP2234

Returned from user-defined extension <insert_1> with result: <insert_2>.

Severity

0 : Information

Explanation

The execution of the specified user-defined extension has been completed with the specified result.

Response

No user action required.

BIP2235

An error occurred while opening LIL directory <insert_1>.

Severity

10 : Warning

Explanation

An error occurred while opening LIL directory <insert_1>. This directory may not exist, or may be unreadable by the broker.

Response

Ensure that all directories contained in the LIL path are valid and readable by the broker.

BIP2236

Product LIL directory <insert_1> is not the first entry in LIL path <insert_2>.

Severity

10 : Warning

Explanation

Product LIL directory <insert_1> is not the first entry in LIL path <insert_2>. This may interfere with core broker functionality, and cause unexpected behavior during broker operation.

Response

Change the broker LIL path to include the product LIL directory as the first entry.

BIP2237

Product LIL directory <insert_1> is not included in LIL path <insert_2>.

Severity

20 : Error

Explanation

Product LIL directory <insert_1> is not included in LIL path <insert_2>. Core broker functionality may be not be available during broker operation, and unexpected behavior may result.

Response

Change the broker LIL path to include the product LIL directory.

BIP2238

LIL <insert_1> has been unloaded.

Severity

10 : Warning

Explanation

LIL <insert_1> has been unloaded. This could be because it contained no resources, or because the resources were already provided by another LIL.

Response

Ensure that all LILs contain valid, non-duplicate resources.

BIP2239

LIL <insert_1> contains no valid resource entry points.

Severity

10 : Warning

Explanation

LIL <insert_1> contains at least one entry point, but none are valid. See earlier messages for more details on the exact error.

Response

Please ensure that the specified LIL contains only valid, non-duplicate resources.

BIP2240

Existing message flow <insert_3> already contains message flow node <insert_2> (uuid=<insert_1>).

Severity

20 : Error

Explanation

The message broker received a configuration message containing an instruction to create the message flow node <insert_2> (uuid=<insert_1>), but this node already exists in the message flow <insert_3>.

Response

Ensure that the message flow, and any nested message flows have been saved. Redeploy the new configuration to the broker ensuring that the complete configuration option is used. If the problem persists contact your IBM support center.

BIP2241

A Loadable Implementation Library (.lil, .jar, or .par) is not found for message flow node type <insert_1> in message flow <insert_2>.

Severity

20 : Error

Explanation

The broker received an instruction to create a message flow node of type <insert_1>, in message flow <insert_2>. The broker cannot create nodes of this type because an implementation library for this node type does not exist in the LIL path.

Response

Ensure that the LIL path is correct, and that it contains all the required node implementation libraries, including those supplied by IBM. The node name is case sensitive, therefore check that the toolkit and runtime names match. If the broker is trying to create a node type that ends in 'NodeNode', ensure that when the node was registered with the toolkit the name registered did not end in 'Node'. Also ensure that you have saved the message flow, and any nested message flows. Redeploy the new configuration to the broker, specifying a complete configuration. If the LIL file is correct, check that the message node type is correct.

BIP2242

Message flow <insert_2> could not be reconfigured because it remained busy for longer than the timeout period of <insert_1>

Severity

20 : Error

Explanation

A request to reconfigure the message flow <insert_2> was received but this could not be processed because it remained busy processing a message for longer than the timeout specified.

Response

This can be caused by the timeout being too short considering the complexity of the flow and the size of the messages being processed. In such cases the timeout should be increased. It can also be caused by message flows containing infinite loops. In such cases the SQL should be corrected.

BIP2243

Message flow <insert_2> cannot find message flow node <insert_1>.

Severity

10 : Warning

Explanation

The message broker received a configuration message containing an instruction to handle the message flow node <insert_1>, but this node does not exist in the message flow <insert_2>.

Response

Ensure that the message flow, and any nested message flows have been saved. Redeploy the new configuration to the broker ensuring that the complete configuration option is used. If the problem persists contact your IBM support center.

BIP2244

Request to create a connection between node <insert_2> (uuid=<insert_1>) terminal <insert_3>, and node <insert_5> (uuid=<insert_4>) terminal <insert_6>: connection already exists in message flow <insert_7>.

Severity

20 : Error

Explanation

The message broker received a configuration message containing an instruction to create a connection between two node terminals, but this connection already exists in the message flow.

Response

Ensure that the message flow, and any nested message flows have been saved. Redeploy the new configuration to the broker ensuring that the complete configuration option is used. If the problem persists contact your IBM support center.

BIP2245

Request to create connection between node uuid=<insert_1> (label unknown) terminal <insert_2>, and node <insert_4> (uuid=<insert_3>) terminal <insert_5>: source could not be found in message flow <insert_6>.

Severity

20 : Error

Explanation

The message broker received a configuration message containing an instruction to create a connection between two node terminals, but the source node could not be found in the message flow.

Response

Ensure that the message flow, and any nested message flows have been saved. Redeploy the new configuration to the broker ensuring that the complete configuration option is used. If the problem persists contact your IBM support center.

BIP2246

Request to create connection between node <insert_2> (uuid=<insert_1>) terminal <insert_3>, and node <insert_5> (uuid=<insert_4>) terminal <insert_6>: source terminal could not be found in

message flow <insert_7>.

Severity

20 : Error

Explanation

The message broker received a configuration message containing an instruction to create a connection between two node terminals, but the source terminal could not be found in the message flow.

Response

Ensure that the message flow, and any nested message flows have been saved. Redeploy the new configuration to the broker ensuring that the complete configuration option is used. If the problem persists contact your IBM support center.

BIP2247

Request to create connection between node <insert_2> (uuid=<insert_1>) terminal <insert_3>, and node uuid=<insert_4> (label unknown) terminal <insert_5>: target cannot be found in message flow <insert_6>.

Severity

20 : Error

Explanation

The message broker received a configuration message containing an instruction to create a connection between two node terminals, but the target node could not be found in the message flow.

Response

Ensure that the message flow, and any nested message flows have been saved. Redeploy the new configuration to the broker ensuring that the complete configuration option is used. If the problem persists contact your IBM support center.

BIP2248

Request to create connection between node <insert_2> (uuid=<insert_1>) terminal <insert_3>;', and node <insert_5> (uuid=<insert_4>) terminal <insert_6>: terminal cannot be found in message flow <insert_7>.

Severity

20 : Error

Explanation

The message broker received a configuration message containing an instruction to create a connection between two node terminals, but the target terminal could not be found in the message flow.

Response

Ensure that the message flow, and any nested message flows have been saved. Redeploy the new configuration to the broker ensuring that the complete configuration option is used. If the problem persists contact your IBM support center.

BIP2249

Request to create connection between node <insert_2> (uuid=<insert_1>) terminal <insert_3>, and node <insert_5> (uuid=<insert_4>) terminal <insert_6>: connection does not exist in message flow <insert_7>.

Severity

20 : Error

Explanation

The message broker received a configuration message containing an instruction to create a connection between two node terminals, but this connection does not exist in the message flow.

Response

Ensure that the message flow, and any nested message flows have been saved. Redeploy the new configuration to the broker ensuring that the complete configuration option is used. If the problem persists contact your IBM support center.

BIP2250

Request to delete connection between node uuid=<insert_1> (label unknown) terminal <insert_2>, and node <insert_4> (uuid=<insert_3>) terminal <insert_5>: source does not exist in message flow <insert_6>.

Severity

10 : Warning

Explanation

The message broker received a configuration message containing an instruction to delete a connection between two node terminals, but the source node could not be found in the message flow.

Response

Ensure that the message flow, and any nested message flows have been saved. Redeploy the new configuration to the broker ensuring that the complete configuration option is used. If the problem persists contact your IBM support center.

BIP2251

Request to delete connection between node <insert_2> (uuid=<insert_1>) terminal <insert_3>, and node <insert_5> (uuid=<insert_4>) terminal <insert_6>: source terminal does not exist in message flow <insert_7>.

Severity

10 : Warning

Explanation

The message broker received a configuration message containing an instruction to delete a connection between two node terminals, but the source terminal could not be found in the message flow.

Response

Ensure that the message flow, and any nested message flows have been saved. Redeploy the new configuration to the broker ensuring that the complete configuration option is used. If the problem persists contact your IBM support center.

BIP2252

Request to delete connection between node <insert_2> (uuid=<insert_1>) terminal <insert_3>, and node uuid=<insert_4> (label unknown) terminal <insert_5>: target node does not exist in message flow <insert_6>.

Severity

10 : Warning

Explanation

The message broker received a configuration message containing an instruction to delete a connection between two node terminals, but the target node could not be found in the message flow.

Response

Ensure that the message flow, and any nested message flows have been saved. Redeploy the new configuration to the broker ensuring that the complete configuration option is used. If the problem persists contact your IBM support center.

BIP2253

Request to delete connection between node <insert_2> (uuid=<insert_1>) terminal <insert_3>, and node <insert_5> (uuid=<insert_4>) terminal <insert_6>: target terminal does not exist in message flow <insert_7>.

Severity

10 : Warning

Explanation

The message broker received a configuration message containing an instruction to delete a connection between two node terminals, but the target terminal could not be found in the message flow.

Response

Ensure that the message flow, and any nested message flows have been saved. Redeploy the new configuration to the broker ensuring that the complete configuration option is used. If the problem persists contact your IBM support center.

BIP2254

Message flow node <insert_3> (uuid=<insert_2>) type <insert_1> in message flow <insert_4> successfully created.

Severity

0 : Information

Explanation

The message broker received a configuration message containing an instruction to create a message flow node in the message flow and successfully performed this action.

Response

No user action required.

BIP2255

Message flow connection successfully created between node <insert_2> (uuid=<insert_1>) terminal <insert_3> and node <insert_5> (uuid=<insert_4>) terminal <insert_6>.

Severity

0 : Information

Explanation

The message broker received a configuration message containing an instruction to create a connection between two nodes, and successfully performed this action.

Response

No user action required.

BIP2256

Attribute of message flow node <insert_2> (uuid=<insert_1>) in message flow <insert_3> successfully changed.

Severity

0 : Information

Explanation

The message broker received a configuration message containing an instruction to change an attribute of the message flow node <insert_2> (uuid=<insert_1>,) in the message flow <insert_3> and successfully performed this action.

Response

No user action required.

BIP2257

Request to change an attribute of message flow node <insert_1>: node does not exist in message flow <insert_2>.

Severity

20 : Error

Explanation

The message broker received a configuration message containing an instruction to change an attribute of the message flow node <insert_1>, but this node does not exist in the message flow <insert_2>.

Response

Ensure that the message flow, and any nested message flows have been saved. Redeploy the new configuration to the broker ensuring that the complete configuration option is used. If the problem persists contact your IBM support center.

BIP2258

Message flow node <insert_2> (uuid=<insert_1>) in message flow <insert_3> successfully deleted.

Severity

0 : Information

Explanation

The message broker received a configuration message containing an instruction to delete the message flow node <insert_2> (uuid=<insert_1>), in the message flow <insert_3> and successfully performed this action.

Response

No user action required.

BIP2259

Connection between node <insert_2> (uuid=<insert_1>) terminal <insert_3>, and node <insert_5> (uuid=<insert_4>) terminal <insert_6> successfully deleted.

Severity

0 : Information

Explanation

The message broker received a configuration message containing an instruction to delete the connection between two nodes and successfully performed this action.

Response

No user action required.

BIP2260

Invalid node class name <insert_1> in loadable implementation library <insert_2>

Severity

20 : Error

Explanation

The message broker detected the node factory attempting to register an invalid node class name. Node class names must end in 'Node'.

Response

Contact the author or supplier of the loadable implementation library and obtain a version which satisfies the node class name requirement.

BIP2261

Node class name <insert_1> for use in library <insert_2> already registered in library <insert_3>.

Severity

20 : Error

Explanation

The message broker detected the node factory in loadable implementation library <insert_2> attempting to register the node class name <insert_1>, but this name has already been registered with the broker by the node factory in the library <insert_3>.

Response

If the two loadable implementation libraries are different instantiations of the same node, then remove one of the two from the 'bin' directory for the message broker. If the two loadable implementation libraries are for different nodes, then contact the author or supplier of the nodes and request that one changes the registered node class name.

BIP2262

Request to create message flow <insert_2> (uuid=<insert_1>): message flow already exists.

Severity

20 : Error

Explanation

The message broker received a configuration message containing an instruction to create the message flow <insert_2> (uuid=<insert_1>), but this message flow already exists.

Response

Ensure that the message flow, and any nested message flows have been saved. Redeploy the new configuration to the broker ensuring that the complete configuration option is used. If the problem persists contact your IBM support center.

BIP2263

Request to delete message flow <insert_1>: message flow does not exist.

Severity

10 : Warning

Explanation

The message broker received a configuration message containing an instruction to delete the message flow <insert_1>, but this message flow does not exist.

Response

Redeploy the new configuration to the broker ensuring that the complete configuration option is used. If the problem persists contact your IBM support center.

BIP2264

Message flow <insert_2> (uuid=<insert_1>) successfully created.

Severity

0 : Information

Explanation

The message broker received a configuration message containing an instruction to create the message flow <insert_2> (uuid=<insert_1>), and successfully performed this action.

Response

No user action required.

BIP2265

Attribute in message flow <insert_2> (uuid=<insert_1>) successfully changed.

Severity

0 : Information

Explanation

The message broker received a configuration message containing an instruction to change an attribute in the message flow <insert_2> (uuid=<insert_1>) and successfully performed this action.

Response

No user action required.

BIP2266

Request to change attribute in message flow <insert_2> (uuid=<insert_1>): message flow does not exist or is predefined.

Severity

10 : Warning

Explanation

The message broker received a configuration message containing an instruction to change an attribute in the message flow <insert_2> (uuid=<insert_1>) but this can not be completed because the message flow either does not exist or is predefined.

Response

Redeploy the new configuration to the broker ensuring that the complete configuration option is used. If the problem persists contact your IBM support center.

BIP2267

Message flow <insert_2> (uuid=<insert_1>) successfully deleted.

Severity

0 : Information

Explanation

The message broker received a configuration message containing an instruction to delete the message flow <insert_2> (uuid=<insert_1>), and successfully performed this action.

Response

No user action required.

BIP2268

Request to report on message flow node <insert_1>: message flow does not exist.

Severity

10 : Warning

Explanation

The message broker received a configuration message containing an instruction to obtain a report of the message flow node <insert_1>, but this message flow does not exist.

Response

Redeploy the new configuration to the broker ensuring that the complete configuration option is used. If

the problem persists contact your IBM support center.

BIP2269

Message flow <insert_2> (uuid=<insert_1>) started successfully.

Severity

0 : Information

Explanation

The message broker received an operational control message containing an instruction to start the message flow <insert_2> (uuid=<insert_1>) and successfully performed this action.

Response

No user action required.

BIP2270

Request to start message flow <insert_1>: message flow does not exist.

Severity

10 : Warning

Explanation

The message broker received an operational control message containing an instruction to start the message flow <insert_1>, but this message flow does not exist.

Response

Ensure that the message flow, and any nested message flows have been saved. Redeploy the new configuration to the broker ensuring that the complete configuration option is used. If the problem persists contact your IBM support center.

BIP2271

Message flow <insert_2> (uuid=<insert_1>) successfully stopped.

Severity

0 : Information

Explanation

The message broker received an operational control message containing an instruction to stop the message flow <insert_2> (uuid=<insert_1>) and successfully performed this action.

Response

No user action required.

BIP2272

Request to stop message flow(s) in Execution Group <insert_1>: flow(s) do not exist.

Severity

10 : Warning

Explanation

The message broker received an operational control message containing an instruction to stop one or more message flows in <insert_1>, but these flows do not exist.

Response

Determine whether or not the message flow(s) should exist at the broker. If it should, ensure that the message flow(s), and any nested message flows have been saved. Redeploy the new configuration to

the broker ensuring that the complete configuration option is used. If the problem persists contact your IBM support center.

BIP2273

Request to report on message flow <insert_1>: message flow does not exist.

Severity

10 : Warning

Explanation

The message broker received an operational control message containing an instruction to report the status of the message flow <insert_1>, but this message flow does not exist.

Response

No user action required.

BIP2274

Invalid database state.

Severity

20 : Error

Explanation

The message broker found a database record associated with its persistent state of its message flows to be empty. The active state of the message broker may be incomplete.

Response

Redeploy the complete broker configuration from the Message Brokers Toolkit, mqsideploy command or Config Manager Proxy. If the problem persists contact the IBM support center.

BIP2275

Error loading message flow <insert_1> from the persistent store.

Severity

20 : Error

Explanation

The broker found a persistent record associated with message flow <insert_1> that is not valid. The active broker state might not be as expected.

Response

See the following message or messages for further details of the error. Try to correct the error or errors by either restarting the flow, or redeploying the complete broker configuration by using the Message Brokers Toolkit, the mqsideploy command, or the Configuration Manager Proxy.

BIP2280

Invalid installation.

Severity

20 : Error

Explanation

The message broker detected an error whilst loading a loadable implementation file. The resource has not been registered.

Response

See the following messages for details of the error.

BIP2281

Resource name <insert_1> for use in library <insert_2>: name already registered in library <insert_3>.

Severity

20 : Error

Explanation

The message broker detected the resource in loadable implementation library <insert_2> attempting to register the resource name <insert_1>, but this name has already been registered with the broker by the resource in the library <insert_3>.

Response

Contact the authors or suppliers of the loadable implementation libraries to resolve the duplicate name situation. Install a new version of at least one of the loadable implementation libraries.

BIP2290

Parser class name <insert_1> for use in library <insert_2>: name already registered in library <insert_3>.

Severity

20 : Error

Explanation

The message broker detected the parser factory in loadable implementation library <insert_2> attempting to register the parser class name <insert_1>, but this name has already been registered with the broker by the parser factory in the library <insert_3>.

Response

Contact the authors or suppliers of the loadable implementation libraries to resolve the duplicate name situation. Install a new version of at least one of the loadable implementation libraries.

BIP2291

No constant for parser class name for root element name <insert_1>.

Severity

20 : Error

Explanation

The message broker could not locate a constant for a parser class name for a root element name.

Response

Contact the author or supplier of the loadable implementation library implementing the parser to check whether or not the constant has been registered. If it has not, install an updated version of the loadable implementation library. If registration has taken place, contact your IBM support center.

BIP2292

Constant for a parser class name for the root element name <insert_1>: constant is not valid.

Severity

20 : Error

Explanation

The message broker located a constant defining a parser class name for the root element name <insert_1> but it was invalid.

Response

Contact the author or supplier of the loadable implementation library implementing the parser to check the definition of the parser class name. If the definition is invalid, install an updated version of the loadable implementation library. If the definition is correct, contact your IBM support center.

BIP2293

Invalid configuration message containing attribute value <insert_1>: not valid for target attribute 'messageDomainProperty' on object <insert_2>.

Severity

20 : Error

Explanation

The message broker received a configuration message containing an attribute value which is not valid for the target attribute 'messageDomainProperty' on an object on this broker. The value is case sensitive and must match one of the parsers registered with this broker.

Response

Ensure that the value of the attribute is correct and that all the required parser implementation libraries have been installed, then redeploy the message flow.

BIP2301

File <insert_1> does not contain suitable entry points.

Severity

20 : Error

Explanation

The message broker loaded the implementation file <insert_1> but this could not find any suitable entry points in it.

Response

Contact either the author or the supplier of the loadable implementation library for further assistance. If the supplier is IBM, contact your IBM support center.

BIP2302

File <insert_1> contains insufficient resources.

Severity

20 : Error

Explanation

The message broker loaded the implementation file <insert_1> and found entry points in it but could it not find either any node factories, parser factories, or any other kind of resource within it.

Response

Contact either the author or the supplier of the loadable implementation library for further assistance. If the supplier is IBM, contact your IBM support center.

BIP2303

File <insert_1> could not be unloaded; operating system return code <insert_2>.

Severity

10 : Warning

Explanation

The message broker detected the loadable implementation library <insert_1> but this could not be unloaded by the operating system. The operating system return code was <insert_2>.

Response

Contact either the author or the supplier of the loadable implementation library for further assistance. If the supplier is IBM, contact your IBM support center.

BIP2304

Exception caught whilst loading file <insert_1>, the broker will operate with reduced capability.

Severity

10 : Warning

Explanation

The message broker caught an exception whilst loading the implementation file <insert_1>. The broker will continue to operate but with reduced capabilities. See the following messages for details of the error.

Response

See your system log for other messages associated with this one to establish and correct the cause of the problem.

BIP2305

Exception caught whilst loading file <insert_1>, the broker will restart.

Severity

20 : Error

Explanation

The message broker caught an exception whilst loading the implementation file <insert_1>. The broker will restart. See the following messages for details of the error.

Response

See your system log for other messages associated with this one to establish and correct the cause of the problem.

BIP2306

Exception <insert_2> caught whilst loading file <insert_1>, the broker will restart.

Severity

20 : Error

Explanation

The message broker caught an exception whilst loading the implementation file <insert_1>. The information contained within this exception is <insert_2>. The broker will restart.

Response

Establish and correct the cause of the problem.

BIP2307

Unknown exception caught whilst loading file <insert_1>, the broker will restart.

Severity

20 : Error

Explanation

The message broker caught an unknown exception whilst loading the implementation file <insert_1>. The broker will restart.

Response

Establish and correct the cause of the problem.

BIP2308

File <insert_1> could not be loaded; operating system return code <insert_2>.

Severity

20 : Error

Explanation

The message broker detected the loadable implementation file <insert_1> but this could not be loaded by the operating system. The operating system return code was <insert_2>.

Response

Determine the cause of the load failure by analyzing the operating system return code. If necessary contact either the author or the supplier of the loadable implementation library for further assistance. If the supplier is IBM, contact your IBM support center.

BIP2310

The broker is not capable of handling message of type <insert_1> on behalf of node <insert_2>.

Severity

20 : Error

Explanation

The message broker received a message that requires the handling of data of type <insert_1> but the broker does not have the capability to handle data of this type. This happened when processing a message on behalf of node <insert_2>.

Response

Check both the message being sent to be message broker and the configuration data for the node. References to the unsupported data type must be removed if the messages are to be processed by the broker.

BIP2311

Program error in library <insert_1> whilst creating parser on behalf of node <insert_2>.

Severity

20 : Error

Explanation

The message broker detected a program error in a parser library whilst attempting to create a parser. This happened when processing a message on behalf of node <insert_2>.

Response

Contact the author or supplier of the parser to resolve the problem. If the parser was supplied by IBM, contact your IBM support center.

BIP2312

About to load file <insert_1>.

Severity

0 : Information

Explanation

The message broker is about to load the implementation file <insert_1>.

Response

No action need be taken.

BIP2313

About to call <insert_2> in file <insert_1>.

Severity

0 : Information

Explanation

The message broker is about to call initialization function <insert_2> in implementation file <insert_1>.

Response

No action need be taken.

BIP2314

User Exit <insert_1> not found. Registered User Exits - <insert_2>.

Severity

20 : Error

Explanation

A User Exit name <insert_1> has been specified as active or inactive but that user exit was not provided by any library loaded by this execution group. No user message flows will be started until this is resolved. The list of user exits registered in this execution group is <insert_2>.

Response

Review the name provided. If the name is incorrect, reissue the relevant command with the correct name. If the user exit was set at the broker level, then run mqsischangebroker to correct it. If it was set at the execution group level, then run mqsischangeuserexit to correct it. Issue mqsireportflowuserexit to help determine where the invalid user exit name was set. If the name is correct, ensure that the user exit library is being loaded by the execution group. Check settings for MQSI_USER_EXIT_PATH environment variable and/or userExitPath broker property to ensure one of them includes the directory containing the user exit library. Check system log when execution group starts for errors loading the user exit library.:EURESP.

BIP2315

User Exit <insert_1> not found for flow <insert_2>. Registered User Exits - <insert_3>.

Severity

0 : Information

Explanation

A UserExit name <insert_1> has been specified as active or inactive for message flow <insert_2> but that user exit was not provided by any library loaded by this execution group. This message flow will not be started until this is resolved. The list of user exits registered in this execution group is <insert_3>.

Response

Review the name provided. If the name is correct, ensure that the user exit library is being loaded by the execution group. Check settings for MQSI_USER_EXIT_PATH environment variable and/or userExitPath broker property to ensure one of them includes the directory containing the user exit library. Check system log when execution group starts for errors loading the user exit library.

BIP2316

User Exit <insert_1> caused exception from the node completion callback function.

Severity

0 : Information

Explanation

A UserExit named <insert_1> has thrown an exception, or has caused one to be thrown. The exception occurred during a call to the node completion callback function while the flow was handling a previous exception. The flow continues to handle the original exception. Following messages indicate the cause of this latest exception.

Response

No action required.

BIP2317

User Exit <insert_1> caused exception from the transaction event callback function.

Severity

0 : Information

Explanation

A UserExit named <insert_1> has thrown or has caused an exception to be thrown. The exception occurred during a call to the transaction event callback function to indicate the end (commit or rollback) of a transaction. Following messages indicate the cause of this latest exception. This exception does not have any effect on the transaction.

Response

No action required.

BIP2318

User Exit <insert_1> not being invoked because no callback is registered for <insert_2>

Severity

0 : Information

Explanation

A UserExit named <insert_1> is active for the current flow and the relevant event has occurred. However, the User Exit has not provided a function for this event so will not be invoked.

Response

No action required.

BIP2321

Database error: ODBC return code <insert_1>.

Severity

20 : Error

Explanation

The message broker encountered an error whilst executing a database operation. The ODBC return code was <insert_1>. See the following messages for information obtained from the database pertaining to this error.

Response

Use the following messages to determine the cause of the error. This is likely to be such things as incorrect datasource or table names. Then correct either the database or message broker configuration.

BIP2322

Database error: SQL State <insert_1>; Native Error Code <insert_2>; Error Text <insert_3>.

Severity

20 : Error

Explanation

The error has the following diagnostic information: SQL State <insert_1> SQL Native Error Code <insert_2> SQL Error Text <insert_3>

Response

This message may be accompanied by other messages describing the effect on the message broker itself. Use the reason identified in this message with the accompanying messages to determine the cause of the error.

BIP2323

DBMS <insert_1> is not supported for a coordinated transaction.

Severity

20 : Error

Explanation

A message flow has been configured for a globally coordinated transaction, and a message processing node has specified a database connection target as a participant in the global transaction. However, this DBMS is not supported by WebSphere Message Broker as a participant in a globally coordinated transaction. The message flow is terminated and the input message is backed out.

Response

Because this target DBMS is not supported as a participant in a coordinated transaction, the node can use this database only outside a global transaction.

BIP2324

Unsupported datatype <insert_2> fetched from database table column <insert_1>.

Severity

20 : Error

Explanation

A message flow node which performs a database fetch returned a datatype not supported by the message broker. The database table column <insert_1> contain an unsupported datatype identified by <insert_2>.

Response

Either update the message flow to eliminate the reference to the database column with the unsupported datatype, or modify the database schema to change the column to be of a type supported by the message broker.

BIP2325

Invalid datatype <insert_1> encountered.

Severity

20 : Error

Explanation

An invalid datatype identified by <insert_1> was encountered during the processing of a message flow. This indicates that an internal software error has occurred.

Response

Restart the broker. If the problem continues to occur contact your IBM support center.

BIP2326

Error casting <insert_3> hours <insert_4> minutes <insert_5> seconds to a TIME. State = <insert_1> <insert_2> '0' '

Severity

20 : Error

Explanation

Numbers may only be converted to a time if they conform to the constraints of the 24 hour clock.

Response

Ensure that the values being cast have valid values.

BIP2327

Error casting <insert_3> years <insert_4> months <insert_5> days to a DATE. State = <insert_1> <insert_2> '0' '

Severity

20 : Error

Explanation

Numbers may only be converted to a date if they conform to the constraints of the Gregorian calendar.

Response

Ensure that the values being cast have valid values.

BIP2328

A value of SQL datatype <insert_1> encountered when datatype <insert_2> expected.

Severity

20 : Error

Explanation

The value of SQL datatype <insert_1> was encountered, but a value of SQL datatype <insert_2> was expected.

Response

This message will be accompanied with others which will give the higher level context for this error. Look at these other messages to determine the root source of the problem.

BIP2329

An unexpected NULL value was encountered.

Severity

20 : Error

Response

This message will be accompanied with others which will give the higher level context for this error. Look at these other messages to determine the root source of the problem.

BIP2330

Field <insert_4>[<insert_5>]' within field <insert_1> does not exist; diagnostic information <insert_2>, <insert_3>.

Severity

20 : Error

Explanation

The message broker attempted to locate the field <insert_4>[<insert_5>]' contained within the field <insert_1> but the message did not contain this field. Additional diagnostic information is <insert_2> <insert_3>.

Response

Check the message flow definition and the messages being processed by the message flow to ensure that the referenced field has been correctly specified. If necessary change the message flow to eliminate the reference to the nonexistent field.

BIP2331

Field <insert_2> within field <insert_1> does not exist.

Severity

20 : Error

Explanation

The message broker attempted to locate the field <insert_2> contained within the field <insert_1> but the message did not contain this field.

Response

Check the message flow definition and the messages being processed by the message flow to ensure that the referenced field has been correctly specified. If necessary change the message flow to eliminate the reference to the nonexistent field.

BIP2332

Error attaching field <insert_2> to field <insert_1> which already has a parent.

Severity

20 : Error

Explanation

The message broker attempted to attach the field <insert_2> to the field <insert_1> but the latter field already has a parent field.

Response

This error can arise as a result of an error in the use of the SQL ATTACH statement. Examine the logic of the SQL statements, correct it and redeploy.

BIP2333

Error attaching field <insert_2> as a sibling of field <insert_1> which has no parent.

Severity

20 : Error

Explanation

The message broker attempted to attach the field <insert_2> as a sibling of the field <insert_1> but the latter field does not have a parent field.

Response

This error can only arise as a result of an error in a node or parser implementation library. Contact the author or supplier of the loadable implementation library and obtain a correct version.

BIP2334

Unable to resolve union for the <insert_3> child of element <insert_2>. Additional diagnostic information is <insert_1>

Severity

10 : Warning

Explanation

An incoming message contained a union which was neither resolved by the message's tagging nor by the accesses made by SQL statements. Either the message was of an unexpected type or there is an error in the SQL. See earlier messages for details of the node in which this error occurred and the action taken as a result.

Response

Check that the incoming messages are of the correct type and that the logic of the SQL of the node in which the error occurred

BIP2335

Unable to perform copy. Element <insert_2> is a child of element <insert_4>. Additional diagnostic information is <insert_1> <insert_3>

Severity

10 : Warning

Explanation

A recursive copy was attempted but these are not allowed as they lead to indeterminate results. See earlier messages for details of the node in which this error occurred and the action taken as a result.

Response

Check the logic of the SQL of the node in which the error occurred

BIP2336

Error attaching field <insert_2> to field <insert_1>. Field <insert_1> is a child of field <insert_2>.

Severity

20 : Error

Explanation

A field cannot be attached as a child or sibling of one of its own children as this would create a closed loop within a message tree. The broker does not support such structures.

Response

This error can arise as a result of an error in the use of the SQL ATTACH statement. Examine the logic of the SQL statements, correct it and redeploy.

BIP2337

Attempt to use an unsuitable domain in a shared tree.

Severity

20 : Error

Explanation

In this release, shared trees are restricted in the message domains that can be used. For example, you can use the Properties, MQMD, MQRFH2C, XMLNSC, and most WebSphere MQ headers, but not the MQRFH2, XML, XMLNS, and MRM domains.

Response

Correct the logic of the message flow and redeploy it.

BIP2338

The data type <insert_1> is not supported by the <insert_2> database.

Severity

20 : Error

Explanation

When queried the <insert_2> database manager did not return a value for the SQL type <insert_1>1 indicating that it does not support this data type.

Response

Check that the datatype <insert_1> is the correct data type for your user database. Do not use Informix or DB2 IICF databases for the broker database.

BIP2339

A message flow has been created with the same name as an existing message flow. The new message flow name is <insert_1> and uuid is <insert_2>. The existing message flow name is <insert_3> and uuid is <insert_4>.

Severity

10 : Warning

Explanation

A message flow has been created with the same name, but a different uuid, as an existing message flow. This error might be caused by an orphaned message flow or by inconsistencies between the broker and the Configuration Manager. This error can occur when you cancel a deployment from the toolkit.

Response

If you have an orphaned message flow, you must delete and recreate the execution group to remove it. See the section "Resolving problems that occur when canceling deployment of message flows" in the information center for more information.

BIP2340

Error attaching field <insert_2> to field <insert_1> which belongs to a message in a different group.

Severity

20 : Error

Explanation

The message broker attempted to attach the field <insert_2> to the field <insert_1> but the latter field belongs to a message in a different group.

Response

This error can only arise as a result of an error in a node or parser implementation library. Contact the author or supplier of the loadable implementation library and obtain a correct version.

BIP2341

A problem was encountered with statement handle <insert_1>.

Severity

20 : Error

Explanation

A problem with the database statement handle <insert_1> was encountered. This indicates that an

internal software error has occurred.

Response

If the problem continues to occur contact your IBM support center.

BIP2350

Unable to convert <insert_1> from Unicode to the local code page.

Severity

20 : Error

Explanation

The broker was unable to convert the value <insert_1> from Unicode to the local code page.

Response

Check that the source of the data containing the value that cannot be converted is intended to be displayed in the local code page. If you expect the data never to be displayed in the local codepage, modify the message flow to eliminate the cause of conversion. If you expect the data to be displayed, check the origin of the data to ensure that only characters capable of being displayed in the local code page are generated.

BIP2351

Unable to convert <insert_1> from local code page to Unicode.

Severity

20 : Error

Explanation

The broker was unable to convert the value <insert_1> from the local code page to Unicode.

Response

This is an internal processing error. Contact your IBM support center.

BIP2352

Unable to convert <insert_1> to an integer from the local code page.

Severity

20 : Error

Explanation

The message broker was unable to convert the value <insert_1> from the local code page to an integer.

Response

Check the source of the data for the value to determine why the value is not suitable for conversion to an integer.

BIP2353

Unable to convert <insert_1> to a real number from the local code page.

Severity

20 : Error

Explanation

The message broker was unable to convert the value <insert_1> from the local code page to a real number.

Response

Check the source of the data for the value to determine why the value is not suitable for conversion to a real number.

BIP2360

Syntax error in path specification missing ')' after type specification.

Severity

20 : Error

Explanation

A ')' must close a type specification. A path string has been specified using an invalid syntax. The path was specified as <insert_1>.

Response

This is an internal error. Contact your IBM support center.

BIP2361

Syntax error in path specification, no closing ']' in index specification.

Severity

20 : Error

Explanation

A ']' must close an index specification. A path string has been specified using an invalid syntax. The path was specified as <insert_1>.

Response

This is an internal error. Contact your IBM support center.

BIP2362

Syntax error in path specification missing '.' after index specification.

Severity

20 : Error

Explanation

A '.' must follow an index specification. A path string has been specified using an invalid syntax. The path was specified as <insert_1>.

Response

This is an internal error. Contact your IBM support center.

BIP2370

Transaction compromised: message flow thread already connected to DSN <insert_1> in a different coordination mode.

Severity

20 : Error

Explanation

A thread executing a message flow node attempted to connect to a database. However, the message flow thread already had a connection to the same data source name (DSN) <insert_1> in a different coordination mode. On UNIX and Windows platforms, this request cannot be granted because this would compromise the integrity of a globally coordinated transaction and would result in XA protocol errors and/or unpredictable behavior. This can occur if a message flow has been configured with the Coordinated Transaction property of 'yes' and the nodes specifies a property which indicate that a

commit to that database is to be performed.

Response

Correct the message flow and redeploy the message broker.

BIP2371

Database statement <insert_1> could not be executed.

Severity

20 : Error

Explanation

An attempt to execute a database statement <insert_1> has failed (the database returned an error).

Response

Identify the cause of the problem and correct it before trying again. If relevant, correct the message flow and redeploy the message broker.

BIP2380

WBIMB message flow statistics.

ProcessID=<insert_1>,
Key=<insert_2>,
Type=<insert_3>,
Reason=<insert_4>,
BrokerLabel=<insert_5>,
BrokerUUID=<insert_6>,
ExecutionGroupName=<insert_7>,
ExecutionGroupUUID=<insert_8>,
MessageFlowName=<insert_9>,
StartDate=<insert_10>,
StartTime=<insert_11>,
EndDate=<insert_12>,
EndTime=<insert_13>,
TotalElapsedTime=<insert_14>,
MaximumElapsedTime=<insert_15>,
MinimumElapsedTime=<insert_16>,
TotalCPUTime=<insert_17>,
MaximumCPUTime=<insert_18>,
MinimumCPUTime=<insert_19>,
CPUTimeWaitingForInputMessage=<insert_20>,
ElapsedTimeWaitingForInputMessage=<insert_21>,
TotalInputMessages=<insert_22>,
TotalSizeOfInputMessages=<insert_23>,
MaximumSizeOfInputMessages=<insert_24>,
MinimumSizeOfInputMessages=<insert_25>,
NumberOfThreadsInPool=<insert_26>,
TimesMaximumNumberOfThreadsReached=<insert_27>,
TotalNumberOfMQErrors=<insert_28>,
TotalNumberOfMessagesWithErrors=<insert_29>,
TotalNumberOfErrorsProcessingMessages=<insert_30>,
TotalNumberOfTimeOuts=<insert_31>,
TotalNumberOfCommits=<insert_32>,
TotalNumberOfBackouts=<insert_33>.
AccountingOrigin=<insert_34>.

Severity

0 : Information

Explanation

Statistical information for message flow <insert_9> in broker <insert_5>.

Response

This is an information message produced by WBIMB statistics.

BIP2381

WBIMB thread statistics.

ProcessID=<insert_1>,
Key=<insert_2>,
Number=<insert_3>,
TotalNumberOfInputMessages=<insert_4>,
TotalElapsedTime=<insert_5>,
TotalCPUTime=<insert_6>,
CPUTimeWaitingForInputMessage=<insert_7>,
ElapsedTimeWaitingForInputMessage=<insert_8>,
TotalSizeOfInputMessages=<insert_9>,
MaximumSizeOfInputMessages=<insert_10>,
MinimumSizeOfInputMessages=<insert_11>.

Severity

0 : Information

Explanation

Statistical information for thread <insert_3>.

Response

This is an information message produced by WBIMB statistics.

BIP2382

WBIMB node statistics.

ProcessID=<insert_1>,
Key=<insert_2>,
Label=<insert_3>,
Type=<insert_4>,
TotalElapsedTime=<insert_5>,
MaximumElapsedTime=<insert_6>,
MinimumElapsedTime=<insert_7>,
TotalCPUTime=<insert_8>,
MaximumCPUTime=<insert_9>,
MinimumCPUTime=<insert_10>,
CountOfInvocations=<insert_11>,
NumberOfInputTerminals=<insert_12>,
NumberOfOutputTerminals=<insert_13>.

Severity

0 : Information

Explanation

Statistical information for node <insert_3>.

Response

This is an information message produced by WBIMB statistics.

BIP2383

WBIMB terminal statistics.

ProcessID=<insert_1>,
Key=<insert_2>,
Label=<insert_3>,
Type=<insert_4>,
CountOfInvocations=<insert_5>.

Severity

0 : Information

Explanation

Statistical information for terminal <insert_3>.

Response

This is an information message produced by WBIMB statistics.

BIP2384

Error updating the statistics message flow transaction container for message flow <insert_1>. Node <insert_2> was not found.

Severity

20 : Error

Explanation

The container used to gather statistics for a message flow transaction does not match the shape of the message flow that processed the input message. Statistics gathering is unable to continue for this message flow.

Response

Check that the deploy of the message flow was successful. If the problem persists then you should contact your IBM Support center.

BIP2385

Error updating the statistics message flow transaction container for message flow <insert_1> and node <insert_2>. The terminal <insert_3> was not found.

Severity

20 : Error

Explanation

The container used to gather statistics for a message flow transaction does not match the shape of the message flow that processed the input message. Statistics gathering is unable to continue for this message flow.

Response

Check that the deploy of the message flow was successful. If the problem persists then you should contact your IBM Support center.

BIP2386

Error writing statistics collector record for message flow <insert_1>. The <insert_2> writer was not available.

Severity

20 : Error

Explanation

The statistics writer associated with the specified output format was either not found or there is a problem with the output medium. Statistics output is unable to continue for this message flow.

Response

Check that the media for the required statistics output format is available and correctly configured. If the problem persists then you should contact your IBM Support center.

BIP2387

Error encountered during <insert_1> operation for a statistics message flow transaction container for message flow <insert_2>.

Severity

20 : Error

Explanation

The statistics conveyor was not found for the operation specified or it was left in a locked state as the result of a previous system error.

Response

Check the broker system error logs for previous errors. If the problem persists then you should contact your IBM Support center.

BIP2388

Unable to obtain a statistics message flow transaction container for message flow <insert_1>.

Severity

20 : Error

Explanation

The pool for the statistics message flow transaction containers was unable to create and dispense a new container for the statistics gathering process.

Response

Check that the deploy of the message flow was successful. If the problem persists then contact your IBM Support center.

BIP2389

Exception condition detected in statistics and accounting

Severity

20 : Error

Explanation

The XML writer for statistics and accounting detected an error writing to it's output. Following messages will indicate the cause of this exception.

Response

Check the error messages which follow to determine why the exception was generated, and take action as described by those messages.

BIP2390

Internal Error in WBIMB Statistics and Accounting <insert_1> <insert_2> <insert_3>3

Severity

20 : Error

Explanation

A processing error occurred while gathering statistics data for the message flow.

Response

Check that the deploy of the message flow was successful. If the problem persists then you should contact your IBM Support center.

BIP2391

DB2 wrapper (64-bit) could not load the DB2 implementation library using library locations <insert_1>, <insert_2>, or the location specified by the MQSI_64BIT_DB2_LIBRARY_NAME environment variable. DB2 will not be accessible in this process.

Severity

20 : Error

Explanation

The ODBC driver manager is attempting to load the DB2 application binding library using a 64-bit DB2 wrapper. The wrapper has loaded correctly, but is itself unable to load the actual DB2 implementation library needed for operation. See the Standard Output (stdout) and Standard Error (stderr) for this process for any additional information.

Response

Ensure DB2 is accessible to the broker user id, and that the shared library search path is set to include the DB2 64-bit library location. Setting MQSI_64BIT_DB2_LIBRARY_NAME to point to libdb2.so (or .sl or .a) may help this problem.

BIP2392

DB2 wrapper (64-bit) could not find the function <insert_1> in the DB2 implementation library <insert_2>. This function will not be available to broker code in this process.

Severity

20 : Error

Explanation

The ODBC driver manager has loaded the DB2 application binding library using a 64-bit DB2 wrapper, but the wrapper cannot find the function <insert_1> which is needed for the broker to operate completely correctly. Subsequent database errors may be caused by this problem.

Response

Ensure the DB2 wrapper library can find the correct DB2 application binding library. Setting MQSI_64BIT_DB2_LIBRARY_NAME to point to the correct libdb2.so (or .sl or .a) may help this problem.

BIP2393

Database error: ODBC return code <insert_1> from data source <insert_2>.

Severity

20 : Error

Explanation

The broker received an error when executing a database operation. The ODBC return code was <insert_1>. See the following messages for information obtained from the database about this error.

Response

Use the following messages to determine the cause of the error. Typical causes are incorrect data source or table names. Correct either the database or the broker configuration.

BIP2401

(<insert_1>, <insert_2>) : Syntax error : expected <insert_3> but found <insert_4>.

Severity

20 : Error

Explanation

The expected token was not found.

Response

Correct the syntax of your ESQL expression in node <insert_1>, around line and column <insert_2>.

then redeploy the message flow.

BIP2402

(<insert_1>, <insert_2>) : Syntax error : <insert_3>.

Severity

20 : Error

Explanation

The token caused a syntax error.

Response

Correct the syntax of your ESQL expression in node <insert_1>, around line and column <insert_2>, then redeploy the message flow.

BIP2403

(<insert_1>, <insert_2>) : An interval qualifier is not allowed here.

Severity

20 : Error

Explanation

An interval qualifier was specified after a pair of parentheses which did not contain a subtraction expression.

Response

Correct the syntax of your ESQL expression in node <insert_1>, around line and column <insert_2>, then redeploy the message flow.

BIP2404

Illegal reference use.

Severity

20 : Error

Explanation

A reference variable has been used when the entity to which it refers no longer exists.

Response

Correct the logic of the SQL program and redeploy the message flow.

BIP2405

(<insert_1>, <insert_2>) : Syntax error : <insert_3> is a keyword , an identifier was expected.

Severity

20 : Error

Explanation

The token caused a syntax error.

Response

Correct the syntax of your ESQL expression in node <insert_1>, around line and column <insert_2>, then redeploy the message flow.

BIP2406

(<insert_1>, <insert_2>) : Syntax error : cannot specify '[' in the middle of a field reference.

Severity

20 : Error

Explanation

The list specifier ('[']') can only be used at the end of a field reference.

Response

Correct the syntax of your ESQL expression in node <insert_1>, around line and column <insert_2>, then redeploy the message flow.

BIP2407

(<insert_1>, <insert_2>) : Precision must be > 0 and <= <insert_1>.

Severity

20 : Error

Explanation

A precision value was given in the definition of a DECIMAL datatype which was outside of the valid range.

Response

Correct the syntax of your ESQL expression in node <insert_1>, around line and column <insert_2>, then redeploy the message flow: Correct the definition of the DECIMAL datatype so that a valid precision is specified and redeploy the message flow.

BIP2408

(<insert_1>, <insert_2>) : Scale must be >= 0 and <= <insert_1>.

Severity

20 : Error

Explanation

A scale value was given in the definition of a DECIMAL datatype which was outside of the valid range.

Response

Correct the syntax of your ESQL expression in node <insert_1>, around line and column <insert_2>, then redeploy the message flow: Correct the definition of the DECIMAL datatype so that a valid scale is specified and redeploy the message flow.

BIP2409

(<insert_1>, <insert_2>) : An interval qualifier was expected.

Severity

20 : Error

Explanation

INTERVAL data types must be qualified with a valid qualifier such as 'MONTH TO YEAR'. See the documentation for a full list of valid qualifiers.

Response

Correct the syntax of your ESQL expression in node <insert_1>, around line and column <insert_2>, then redeploy the message flow.

BIP2410

(<insert_1>, <insert_2>) : A field reference was expected.

Severity

20 : Error

Explanation

A field reference was expected here but there does not appear to be one.

Response

Correct the syntax of your ESQL expression in node <insert_1>, around line and column <insert_2>, then redeploy the message flow.

BIP2411

(<insert_1>, <insert_2>) : The source expression did not evaluate to a ROW.

Severity

20 : Error

Explanation

When "INSERT" is specified as the target within a ROW, its source expression must also be a ROW.

Response

Correct the syntax of your ESQL expression in node <insert_1>, around line and column <insert_2>, then redeploy the message flow.

BIP2412

(<insert_1>, <insert_2>) : Expected one of 'ANY', 'ALL' or 'SOME'.

Severity

20 : Error

Explanation

The token found did not match any of the expected values.

Response

Correct the syntax of your ESQL expression in node <insert_1>, around line and column <insert_2>, then redeploy the message flow.

BIP2413

(<insert_1>, <insert_2>) : Inconsistent number of values in VALUES clause.

Severity

20 : Error

Explanation

The number of values specified in the VALUES clause does not match the number of columns specified.

Response

Correct the syntax of your ESQL expression in node <insert_1>, around line and column <insert_2>, then redeploy the message flow: Correct the number of values specified in the VALUES clause and redeploy the message flow.

BIP2414

Unsupported datatype <insert_1>.

Severity

20 : Error

Explanation

While preparing an ODBC statement a parameter with data type <insert_1> was encountered. This data type is not yet supported for ODBC operations.

Response

Ensure that expressions which may return values of data type <insert_1> are not used as parameters in statements or expressions that access external databases.

BIP2415

(<insert_1>, <insert_2>) : A correlation name must be specified.

Severity

20 : Error

Explanation

The UPDATE and DELETE statements, and also the SELECT function when it is applied to a database, require a correlation name to be defined. This name represents a variable which holds each row involved in the operation in turn. Correlation names can be explicitly defined by an AS clause, or can be implicitly defined by a hard coded table name. It is an error to use a table name expression and not explicitly specify a correlation name.

Response

Correct the syntax of your ESQL expression in node <insert_1>, around line and column <insert_2>, then redeploy the message flow.

BIP2416

The target type <insert_1> and the number of parameters supplied <insert_2> do not correspond to any valid CAST

Severity

20 : Error

Response

Correct the syntax of the SQL program and re-deploy.

BIP2417

(<insert_1>, <insert_2>) : Invalid table reference.

Severity

20 : Error

Explanation

A table reference consists of a correlation name (e.g. "Database") followed by one, two or three names (or name expressions) giving the data source name, the schema name and the table name. The given field reference does not meet this requirement.

Response

Correct the syntax of your ESQL expression in node <insert_1>, around line and column <insert_2>, then redeploy the message flow.

BIP2418

(<insert_1>, <insert_2>) : Invalid schema reference.

Severity

20 : Error

Explanation

A schema reference consists of a correlation name (e.g. "Database") followed by one or two names (or name expressions) giving the data source name and the schema name. The given field reference does not meet this requirement.

Response

Correct the syntax of your ESQL expression in node <insert_1>, around line and column <insert_2>, then redeploy the message flow.

BIP2419

(<insert_1>, <insert_2>) : Invalid database reference.

Severity

20 : Error

Explanation

A database reference consists of a correlation name (e.g. "Database") followed by a single name (or name expression) giving the data source name. The given field reference does not meet this requirement.

Response

Correct the syntax of your ESQL expression in node <insert_1>, around line and column <insert_2>, then redeploy the message flow.

BIP2420

(<insert_1>, <insert_2>) : Invalid or incompatible data types for <insert_3> operator.

Severity

20 : Error

Explanation

Either the data types of the operands of the operator were not valid for the operator, or the datatypes were incompatible.

Response

Correct the syntax of your ESQL expression in node <insert_1>, around line and column <insert_2>, then redeploy the message flow: Ensure that the data types of the operands are valid and compatible with each other.

BIP2421

(<insert_1>, <insert_2>) : Left hand operand to <insert_3> operator must be a scalar.

Severity

20 : Error

Explanation

The left hand operand to the operator was not a scalar valued expression.

Response

Correct the syntax of your ESQL expression in node <insert_1>, around line and column <insert_2>, then redeploy the message flow: Ensure that the left hand operator to the <insert_3> operator is a scalar.

BIP2422

(<insert_1>, <insert_2>) : Right hand operand to the <insert_3> operator must be a scalar.

Severity

20 : Error

Explanation

The right hand operand to the operator was not a scalar valued expression.

Response

Correct the syntax of your ESQL expression in node <insert_1>, around line and column <insert_2>, then redeploy the message flow: Ensure that the right hand operand to the <insert_3> operator is a scalar.

BIP2423

(<insert_1>, <insert_2>) : Interval qualifier only valid with datetime subtraction.

Severity

20 : Error

Explanation

If an interval qualifier is specified after a subtraction expression, the operands of the expression must be datetime values.

Response

Correct the syntax of your ESQL expression in node <insert_1>, around line and column <insert_2>, then redeploy the message flow.

BIP2424

(<insert_1>, <insert_2>) : Interval qualifier must be specified with a datetime subtraction.

Severity

20 : Error

Explanation

When subtracting two datetime values, an interval qualifier must be given.

Response

Correct the syntax of your ESQL expression in node <insert_1>, around line and column <insert_2>, then redeploy the message flow.

BIP2425

Interval qualifier not valid for subtraction between values <insert_1> and <insert_2>.

Severity

20 : Error

Explanation

If an interval qualifier is specified after a subtraction expression, the operands of the expression must be datetime values. The subtraction was being performed between values <insert_1> and <insert_2>.

Response

Ensure that the operands of the expression are datetime values.

BIP2426

Interval qualifier required for subtraction between values <insert_1> and <insert_2>.

Severity

20 : Error

Explanation

When two datetime values are subtracted, an interval qualifier must be given. The subtraction was being performed between values <insert_1> and <insert_2>.

Response

Ensure that a valid interval qualifier is specified.

BIP2427

(<insert_1>, <insert_2>) : The left operand of <insert_3> operator is not a boolean expression.

Severity

20 : Error

Explanation

The left operand of this operator must be a boolean expression.

Response

Correct the syntax of your ESQL expression in node <insert_1>, around line and column <insert_2>, then redeploy the message flow.

BIP2428

(<insert_1>, <insert_2>) : The right hand operand to operator <insert_3> is not a boolean expression.

Severity

20 : Error

Explanation

The right hand operand to this operator must be a boolean expression.

Response

Correct the syntax of your ESQL expression in node <insert_1>, around line and column <insert_2>, then redeploy the message flow.

BIP2429

The left hand operand to the <insert_1> operator must evaluate to a boolean value.

Severity

20 : Error

Explanation

The left hand operand to this operator is <insert_2>, which does not evaluate to a boolean value.

Response

Ensure that the left hand operand evaluates to a boolean value.

BIP2430

Illegal operands <insert_1> and <insert_2> for concatenation operator.

Severity

20 : Error

Explanation

The operands for the concatenation operator were <insert_1> and <insert_2>. The concatenation operator can only be applied between two character string values, two bit string values, or two byte string values.

Response

Correct the syntax of the expression and redeploy the message flow.

BIP2431

The right hand operand to the <insert_1> operator must evaluate to a boolean value.

Severity

20 : Error

Explanation

The right hand operand to this operator is <insert_2>, which does not evaluate to a boolean value.

Response

Ensure that the right hand operand evaluates to a boolean value.

BIP2432

(<insert_1>, <insert_2>) : The correlation name <insert_3> is not valid. Those in scope are: <insert_4>.

Severity

20 : Error

Explanation

The first element of a field reference must be a valid correlation name, from those in scope. This message may sometimes be due to an incorrectly formed or spelled expression which is not intended to be a field reference being parsed as if it were a field reference because the parser does not recognize it.

Response

Correct the syntax of your ESQL expression in node <insert_1>, around line and column <insert_2>, then redeploy the message flow.

BIP2433

(<insert_1>, <insert_2>) : Illegal result type for expression. Valid types are <insert_3>.

Severity

20 : Error

Explanation

The expression must evaluate to a value of a suitable type. The given expression cannot possibly do so.

Response

Correct the syntax of your ESQL expression in node <insert_1>, around line and column <insert_2>, then redeploy the message flow.

BIP2434

(<insert_1>, <insert_2>) : <insert_5> field index expression does not evaluate to INTEGER value; <insert_3> evaluates to <insert_4>.

Severity

20 : Error

Explanation

A field index must be an INTEGER value. The expression <insert_3> evaluates to a value of type <insert_4>.

Response

Correct the syntax of your ESQL expression in node <insert_1>, around line and column <insert_2>, then redeploy the message flow: Ensure that only expressions evaluating to INTEGER values are used to designate field indexes with <insert_5>.

BIP2435

Array index evaluated to <insert_1>.

Severity

20 : Error

Explanation

The array index expression must evaluate to a positive, nonzero integer value.

Response

Correct the logic of the program redeploy the message flow.

BIP2436

Invalid indexed assignment to <insert_1>.

Severity

20 : Error

Explanation

No indexed elements from the named array exist. In order to assign a value to an element with index n, where 'n' is a positive integer, n-1 elements with the same name must already exist.

Response

Correct the logic of the program redeploy the message flow.

BIP2437

Invalid indexed assignment to element <insert_2>. Only <insert_1> elements already exist.

Severity

20 : Error

Explanation

An attempt was made to assign a value to an element, but the index is out of range. In order to assign a value to an element with index n, the element with index n-1 must already exist.

Response

Correct the logic of the program redeploy the message flow.

BIP2438

Path must specify a name.

Severity

20 : Error

Explanation

The path element identifies a parser and thus must have a name (but no type).

Response

Correct the logic of the program redeploy the message flow.

BIP2439

(<insert_1>, <insert_2>) : Error evaluating expression <insert_3>.

Severity

20 : Error

Explanation

An error occurred while evaluating an expression. Subsequent messages will contain more information about the nature of the error.

Response

Correct the syntax of your ESQL expression in node <insert_1>, around line and column <insert_2>, then redeploy the message flow: Ensure that the expression is correctly formed.

BIP2440

(<insert_1>, <insert_2>) : Invalid first operand for BETWEEN predicate.

Severity

20 : Error

Explanation

The first operand of a BETWEEN predicate must be a scalar.

Response

Correct the syntax of your ESQL expression in node <insert_1>, around line and column <insert_2>, then redeploy the message flow.

BIP2441

(<insert_1>, <insert_2>) : Invalid second operand for BETWEEN predicate.

Severity

20 : Error

Explanation

The second operand of a BETWEEN predicate must be a scalar.

Response

Correct the syntax of your ESQL expression in node <insert_1>, around line and column <insert_2>, then redeploy the message flow.

BIP2442

(<insert_1>, <insert_2>) : Invalid third operand for BETWEEN predicate.

Severity

20 : Error

Explanation

The third operand of a BETWEEN predicate must be a scalar.

Response

Correct the syntax of your ESQL expression in node <insert_1>, around line and column <insert_2>, then redeploy the message flow.

BIP2443

(<insert_1>, <insert_2>) : Incompatible first and second operands for BETWEEN predicate.

Severity

20 : Error

Explanation

The first and second operands of a BETWEEN predicate must be compatible data types.

Response

Correct the syntax of your ESQL expression in node <insert_1>, around line and column <insert_2>, then redeploy the message flow.

BIP2444

(<insert_1>, <insert_2>) : Incompatible first and third operands for BETWEEN predicate.

Severity

20 : Error

Explanation

The data types of the first and third operands of a BETWEEN predicate must be compatible data types.

Response

Correct the syntax of your ESQL expression in node <insert_1>, around line and column <insert_2>, then redeploy the message flow.

BIP2445

(<insert_1>, <insert_2>) : Illegal operand for unary minus.

Severity

20 : Error

Explanation

The unary minus operator can only be applied to numeric or interval operands.

Response

Correct the syntax of your ESQL expression in node <insert_1>, around line and column <insert_2>, then redeploy the message flow.

BIP2446

(<insert_1>, <insert_2>) : Illegal operand for unary minus applied to value <insert_3>.

Severity

20 : Error

Explanation

The unary minus operator can only be applied to numeric or interval operands. An attempt was made to apply the unary minus operator to an inappropriate value.

Response

Correct the syntax of your ESQL expression in node <insert_1>, around line and column <insert_2>, then redeploy the message flow: Ensure that the unary minus is only applied to numeric or interval operands.

BIP2447

(<insert_1>, <insert_2>) : Illegal operand for NOT operator.

Severity

20 : Error

Explanation

The operand for the NOT operator must be a boolean valued expression.

Response

Correct the syntax of your ESQL expression in node <insert_1>, around line and column <insert_2>, then redeploy the message flow.

BIP2448

(<insert_1>, <insert_2>) : Illegal operand for NOT operator applied to value <insert_3>.

Severity

20 : Error

Explanation

The operand for the NOT operator must be a boolean expression. An attempt was made to apply the NOT operator to an inappropriate value.

Response

Correct the syntax of your ESQL expression in node <insert_1>, around line and column <insert_2>, then redeploy the message flow: Ensure that the NOT operator is only applied to boolean expressions.

BIP2449

Arithmetic overflow evaluating expression <insert_3>. State = <insert_1> <insert_2> '0' '

Severity

20 : Error

Explanation

The result of this expression was outside the valid range for the data type.

Response

Either supply smaller values as operands or use a data type capable of holding larger values.

BIP2450

Divide by zero evaluating expression <insert_3>. State = <insert_1> <insert_2> '0' '

Severity

20 : Error

Explanation

A divide by zero error occurred.

Response

Ensure that the second operand of the division operator cannot be zero.

BIP2451

Incompatible types <insert_1> and <insert_2> for operator <insert_3>.

Severity

20 : Error

Explanation

An attempt was made to combine the values <insert_1> and <insert_2> using the operator <insert_3>.

Response

Ensure that the data types passed to this operator are compatible.

BIP2452

Overflow casting integer to interval; value <insert_1> exceeds the maximum of <insert_2>.

Severity

20 : Error

Explanation

The integer had the value <insert_1>, which was greater than the maximum allowed of <insert_2>.

Response

Ensure that the magnitude of the integer value does not exceed the maximum.

BIP2453

Overflow casting double to integer; value <insert_1> outside of range [<insert_2>, <insert_3>].

Severity

10 : Warning

Explanation

The double had the value <insert_1>, which was outside of the range [<insert_2>, <insert_3>].

Response

Ensure that the double value does not exceed the maximum.

BIP2454

(<insert_1>, <insert_2>) : Conflicting table references.

Severity

20 : Error

Explanation

In this release, all table references occurring in the same FROM clause must specify the same database and the same coordination.

Response

Correct the syntax of your ESQL expression in node <insert_1>, around line and column <insert_2>, then redeploy the message flow.

BIP2455

Error casting character string <insert_1> to a Boolean value.

Severity

20 : Error

Explanation

The character string has the value <insert_1>. Only the character strings 'TRUE', 'FALSE', and 'UNKNOWN' can be cast to a Boolean value.

Response

Ensure that the character string being cast has one of the above values.

BIP2456

The value <insert_1> was of an unsuitable length <insert_2> for casting from a byte array to an integer.

Severity

20 : Error

Explanation

The operand of a casting operation was of an unsuitable length for it to be cast to the target data type. To cast a byte array to an integer the length of the array must be 8.

Response

Check the logic of the message flow and redeploy.

BIP2457

Error casting character string <insert_1> to double.

Severity

20 : Error

Explanation

The character string must be of the form '[+/-]d+[.d+][Ed+]'. The character string had the value <insert_1>.

Response

Ensure that the character string being cast represents a valid number.

BIP2458

Error casting character string <insert_3> to a TIME. State = <insert_1> <insert_2> '0' '.

Severity

20 : Error

Explanation

A character string must have the form 'TIME 'hh&colon.mm&colon.ss[.f+]', or 'hh&colon.mm&colon.ss[.f+]' to be valid for casting to a TIME value.

Response

Ensure that the string represents a valid time value.

BIP2459

Error casting character string <insert_1> to a GMT time.

Severity

20 : Error

Explanation

The character string has the value <insert_1>. A character string must have the form 'GMTTIME 'hh&colon.mm&colon.ss[.f+]', or 'hh&colon.mm&colon.ss[.f+]' to be valid for casting to a GMT time value.

Response

Ensure that the character string being cast has a valid format.

BIP2460

Error casting character string <insert_3> to a DATE. State = <insert_1> <insert_2> '0' '

Severity

20 : Error

Explanation

A character string must have the form 'DATE 'yyyy-mm-dd', or 'yyyy-mm-dd' to be valid for casting to a date.

Response

Ensure that the string being cast has a valid value.

BIP2461

Error casting character string <insert_3> to a TIMESTAMP. State = <insert_1> <insert_2> '0' '

Severity

20 : Error

Explanation

The character string must have a the form 'TIMESTAMP 'yyyy-mm-dd hh&colon.mm&colon.ss[.f+]', or 'yyyy-mm-dd hh&colon.mm&colon.ss[.f+]' to be valid for casting to a timestamp.

Response

Ensure that the string represents a valid time value.

BIP2462

Error casting character string <insert_1> to a GMT timestamp.

Severity

20 : Error

Explanation

The character string has the value <insert_1>. A character string must have the form 'GMTTIMESTAMP 'yyyy-mm-dd hh&colon.mm&colon.ss[.f+]', or 'yyyy-mm-dd hh&colon.mm&colon.ss[.f]' to be valid for casting to a GMT timestamp.

Response

Ensure that the string being cast is formatted correctly.

BIP2463

Error casting the character string <insert_1> to an interval.

Severity

20 : Error

Explanation

A character string must have the format 'INTERVAL '<field values>' <qualifier>' or '<field values>' to be valid for casting to an interval. Valid field values depend on the qualifier. For example, for a DAY TO SECOND interval the format is '['<sign>]<day> <hour>:<minute>:<second>'. All fields except the first are required to have two digits. Seconds, however, can also have a fractional part.

Response

Ensure the string being cast is formatted correctly. Refer to the information center for more information about field values and qualifiers.

BIP2464

Error casting interval <insert_1> to a numeric type.

Severity

20 : Error

Explanation

An interval must have a qualifier which specifies only one field to be valid for casting to a numeric type.

Response

Ensure that the interval is of the appropriate type.

BIP2465

Can't cast <insert_1> to the type <insert_2>.

Severity

20 : Error

Explanation

There is no way to convert <insert_1> into the data type <insert_2>.

Response

Ensure that the source and target data types and values in the casting operation are compatible.

BIP2466

(<insert_1>, <insert_2>) : The target database <insert_3> does not have the same characteristics as the reference database <insert_4>

Severity

20 : Error

Explanation

All databases accessed from any one node must have the same characteristics regarding the functions and data types they support. This is certainly true if they are of the same type and level (e.g. they are both DB2 v 8.2) but may not be true otherwise.

Response

Correct the syntax of your ESQL expression in node <insert_1>, around line and column <insert_2>, then redeploy the message flow: Examine the database names reported in this message. If they are not as expected, correct the logic of the flow. If they are as expected, then either re-arrange the flow to use separate nodes for the accesses or re-arrange the data into databases of the same type.

BIP2467

(<insert_1>, <insert_2>) : Incompatible operands for IN predicate.

Severity

20 : Error

Explanation

The values on the right of an IN predicate must be compatible with the data type of the expression on the left.

Response

Correct the syntax of your ESQL expression in node <insert_1>, around line and column <insert_2>, then redeploy the message flow.

BIP2468

(<insert_1>, <insert_2>) : Data type constraint violation. Actual = <insert_3> Expected = <insert_4>

Severity

20 : Error

Explanation

A field reference containing a type constraint reported that the specified field did not contain a scalar value of the required data type.

Response

Correct the syntax of your ESQL expression in node <insert_1>, around line and column <insert_2>, then redeploy the message flow.

BIP2469

(<insert_1>, <insert_2>) : Invalid field reference constraint.

Severity

20 : Error

Explanation

Scalar type constraints may not be applied to list field references, references to declared scalar variables or to references to database tables. UNCOORDINATED may only be applied to references to database tables. References to database tables may not have the list indicator [].

Response

Correct the syntax of your ESQL expression in node <insert_1>, around line and column <insert_2>, then redeploy the message flow.

BIP2470

(<insert_1>, <insert_2>) : Illegal type for operand <insert_4> of the operator <insert_3>. Valid types are <insert_5>.

Severity

20 : Error

Explanation

The expression supplying the parameter must evaluate to a value of a suitable type. The given expression cannot possibly do so.

Response

Correct the syntax of your ESQL expression in node <insert_1>, around line and column <insert_2>, then redeploy the message flow.

BIP2471

(<insert_1>, <insert_2>) : The value <insert_5> supplied as operand <insert_4> of the operator <insert_3> is of an unsuitable type. Valid types are <insert_6>.

Severity

20 : Error

Explanation

The expression supplying the operand must evaluate to a value of a suitable type. The given expression does not so.

Response

Correct the syntax of your ESQL expression in node <insert_1>, around line and column <insert_2>, then redeploy the message flow.

BIP2472

Zero rows updated. State = <insert_1> <insert_2> '0' '.

Severity

20 : Error

Explanation

The database DELETE or UPDATE operation affected zero rows. This warning has been reported as an error because you have set the node property "Treat warnings as errors".

Response

This error is typically handled by the message flow's error recovery procedure and no further action is required.

BIP2473

(<insert_1>, <insert_2>) : Invalid search condition.

Severity

20 : Error

Explanation

A search condition must produce a boolean result.

Response

Correct the syntax of your ESQL expression in node <insert_1>, around line and column <insert_2>, then redeploy the message flow.

BIP2474

(<insert_1>, <insert_2>) : <insert_3> is not boolean.

Severity

20 : Error

Explanation

A search condition evaluated to <insert_3>, which is not a boolean value. Search conditions must evaluate to boolean values.

Response

Correct the syntax of your ESQL expression in node <insert_1>, around line and column <insert_2>, then redeploy the message flow: Ensure that the search condition evaluates to a boolean.

BIP2475

(<insert_1>, <insert_2>) : Illegal argument type for EXTRACT function.

Severity

20 : Error

Explanation

The argument to the EXTRACT function must be a datetime or interval valued expression.

Response

Correct the syntax of your ESQL expression in node <insert_1>, around line and column <insert_2>, then redeploy the message flow.

BIP2476

(<insert_1>, <insert_2>) : Illegal argument type for EXTRACT function called with value <insert_3>.

Severity

20 : Error

Explanation

The argument to the EXTRACT function must be a datetime or interval valued expression. The EXTRACT function was called with the value <insert_3>.

Response

Correct the syntax of your ESQL expression in node <insert_1>, around line and column <insert_2>, then redeploy the message flow: Ensure that the argument supplied to the EXTRACT function is a datetime or an interval.

BIP2477

(<insert_1>, <insert_2>) : Cannot extract <insert_3> field from value <insert_4>.

Severity

20 : Error

Explanation

It was not possible to extract the specified field from the value supplied.

Response

Correct the syntax of your ESQL expression in node <insert_1>, around line and column <insert_2>, then redeploy the message flow: Ensure that the value supplied contains the necessary information and is correctly formed.

BIP2478

(<insert_1>, <insert_2>) : Path argument to <insert_3> must not specify a list.

Severity

20 : Error

Explanation

The path argument supplied to the <insert_3> function must point to a single field only.

Response

Correct the syntax of your ESQL expression in node <insert_1>, around line and column <insert_2>, then redeploy the message flow: Ensure that the path argument points to a single field.

BIP2479

(<insert_1>, <insert_2>) : Illegal argument value <insert_3> to ABS function.

Severity

20 : Error

Explanation

The ABS function was called with the value <insert_3>.

Response

Correct the syntax of your ESQL expression in node <insert_1>, around line and column <insert_2>, then redeploy the message flow: Ensure that the value passed to the ABS function is valid.

BIP2480

(<insert_1>, <insert_2>) : The dynamic field reference does not resolve to a reference to a message field.

Severity

20 : Error

Explanation

The dynamic field reference supplied must resolve to a message field. References to declared variables and uninitialized references are not acceptable.

Response

Correct the syntax of your ESQL expression in node <insert_1>, around line and column <insert_2>, then redeploy the message flow.

BIP2481

(<insert_1>, <insert_2>) : Illegal argument value <insert_4> to <insert_3> function.

Severity

20 : Error

Explanation

The argument to <insert_3> must be a numeric type. <insert_4> is not a numeric type.

Response

Correct the syntax of your ESQL expression in node <insert_1>, around line and column <insert_2>, then redeploy the message flow: Ensure that only numeric types are passed as an argument to <insert_3>.

BIP2482

(<insert_1>, <insert_2>) : The dynamic field reference does not resolve to a valid reference.

Severity

20 : Error

Explanation

The dynamic field reference supplied must resolve to a declared variable or a message field. Uninitialized references are not acceptable.

Response

Correct the syntax of your ESQL expression in node <insert_1>, around line and column <insert_2>, then redeploy the message flow.

BIP2483

(<insert_1>, <insert_2>) : Illegal arguments (values <insert_3> and <insert_4>) to MOD function; integers required.

Severity

20 : Error

Explanation

Both arguments to the MOD function must be integral values. The function was called with the arguments <insert_3> and <insert_4>.

Response

Correct the syntax of your ESQL expression in node <insert_1>, around line and column <insert_2>, then redeploy the message flow: Ensure that only integral values are passed to the MOD function.

BIP2484

(<insert_1>, <insert_2>) : Syntax error. See further messages for details of the error.

Severity

20 : Error

Explanation

Superficially, the ESQL program is syntactically correct. However, a value (for example, a date string) does not have the correct format. See further messages for details of the error.

Response

Correct the syntax of your ESQL expression in node <insert_1>, around line and column <insert_2>, then redeploy the message flow.

BIP2485

(<insert_1>, <insert_2>) : Illegal 1st argument (value <insert_4>) to function <insert_3>; numeric value required; value of 2nd argument was <insert_5>.

Severity

20 : Error

Explanation

First argument to the function <insert_3> must be a numeric value. The function was called with the values <insert_4>, <insert_5>.

Response

Correct the syntax of your ESQL expression in node <insert_1>, around line and column <insert_2>, then redeploy the message flow: Ensure that the first argument to <insert_3> is a numeric type.

BIP2486

(<insert_1>, <insert_2>) : Illegal 2nd argument to function <insert_3>; values supplied were <insert_4> and <insert_5>.

Severity

20 : Error

Explanation

Second argument to the function <insert_3> must be an integral value. The function was called with the values <insert_4>, <insert_5>.

Response

Correct the syntax of your ESQL expression in node <insert_1>, around line and column <insert_2>, then redeploy the message flow: Ensure that the second argument to <insert_3> is an integral type.

BIP2487

(<insert_1>, <insert_2>) : Duplicate schema '%3'.

Severity

20 : Error

Explanation

A schema of this name has already been defined. Another schema with the same name cannot be created. Neither can further items be added to the existing schema.

Response

Correct the syntax of your ESQL expression in node <insert_1>, around line and column <insert_2>, then redeploy the message flow.

BIP2488

(<insert_1>, <insert_2>) Error detected whilst executing the SQL statement <insert_3>.

Severity

20 : Error

Explanation

The message broker detected an error whilst executing the given statement. An exception has been thrown to cut short the SQL program.

Response

See the following messages for details of the error.

BIP2489

(<insert_1>, <insert_2>) : The value <insert_5> is not valid as parameter <insert_4> of the function <insert_3>. Valid types are <insert_6>.

Severity

20 : Error

Explanation

The parameter must be a value of a suitable type within the range for which the function is defined.

Response

Correct the syntax of your ESQL expression in node <insert_1>, around line and column <insert_2>, then redeploy the message flow.

BIP2490

(<insert_1>, <insert_2>) : Illegal data type for parameter <insert_4> of statement, function or operator <insert_3>. Valid types are <insert_5>.

Severity

20 : Error

Explanation

The expression supplying the parameter must evaluate to a value of a suitable type. The given expression cannot possibly do so.

Response

Correct the syntax of your ESQL expression in node <insert_1>, around line and column <insert_2>, then redeploy the message flow.

BIP2491

(<insert_1>, <insert_2>) : Illegal type for parameter <insert_4> of the function <insert_3>. A field reference is required.

Severity

20 : Error

Explanation

The expression supplying the parameter must evaluate to a value of a suitable type. The given expression cannot possibly do so.

Response

Correct the syntax of your ESQL expression in node <insert_1>, around line and column <insert_2>, then redeploy the message flow.

BIP2492

(<insert_1>, <insert_2>) : Illegal type for parameter <insert_4> of the function <insert_3>. A non-list field reference is required.

Severity

20 : Error

Explanation

The expression supplying the parameter must evaluate to a value of a suitable type. The given expression cannot possibly do so.

Response

Correct the syntax of your ESQL expression in node <insert_1>, around line and column <insert_2>, then redeploy the message flow.

BIP2493

(<insert_1>, <insert_2>) : Illegal type for parameter <insert_4> of the function <insert_3>. A list is required.

Severity

20 : Error

Explanation

The expression supplying the parameter must evaluate to a value of a suitable type. The given expression cannot possibly do so.

Response

Correct the syntax of your ESQL expression in node <insert_1>, around line and column <insert_2>, then redeploy the message flow.

BIP2494

(<insert_1>, <insert_2>) : Illegal type for parameter <insert_4> of the function <insert_3>. A reference to a variable of type <insert_5> is required.

Severity

20 : Error

Explanation

The expression supplying the parameter must evaluate to a value of a suitable type. The given expression cannot possibly do so.

Response

Correct the syntax of your ESQL expression in node <insert_1>, around line and column <insert_2>, then redeploy the message flow.

BIP2495

(<insert_1>, <insert_2>) : Illegal type for parameter <insert_4> or parameter <insert_5> of the function <insert_3>. The types must be comparable.

Severity

20 : Error

Explanation

The expressions supplying the parameters must evaluate to values of types which can be compared. The given expressions cannot possibly do so.

Response

Correct the syntax of your ESQL expression in node <insert_1>, around line and column <insert_2>, then redeploy the message flow.

BIP2496

(<insert_1>, <insert_2>) : Illegal data type for target. A non-list field reference is required.

Severity

20 : Error

Explanation

The expression supplying the target must evaluate to a value of a suitable type. The given expression cannot possibly do so.

Response

Correct the syntax of your ESQL expression in node <insert_1>, around line and column <insert_2>, then redeploy the message flow.

BIP2497

(<insert_1>, <insert_2>) : Illegal data type for target. A list field reference is required.

Severity

20 : Error

Explanation

The expression supplying the target must evaluate to a value of a suitable type. The given expression cannot possibly do so.

Response

Correct the syntax of your ESQL expression in node <insert_1>, around line and column <insert_2>, then redeploy the message flow.

BIP2498

(<insert_1>, <insert_2>) : An error occurred when navigating to path element <insert_3> of the field reference at the given location.

Severity

20 : Error

Explanation

Further messages are generated that provide details of the error.

Response

Correct the syntax of your ESQL expression in node <insert_1>, around line and column <insert_2>, then redeploy the message flow.

BIP2499

(<insert_1>, <insert_2>) : Illegal arguments to SUBSTRING function called as <insert_3>.

Severity

20 : Error

Explanation

Valid syntax for SUBSTRING is: SUBSTRING(source_string FROM start_position [FOR string_length]). The function was called as <insert_3>.

Response

Correct the syntax of your ESQL expression in node <insert_1>, around line and column <insert_2>, then redeploy the message flow.

BIP2501

(<insert_1>, <insert_2>) : The value <insert_5> supplied as parameter <insert_4> of the function <insert_3> is of an unsuitable type. Valid types are <insert_6>.

Severity

20 : Error

Explanation

The expression supplying the parameter must evaluate to a value of a suitable type. The given expression does not so.

Response

Correct the syntax of your ESQL expression in node <insert_1>, around line and column <insert_2>, then redeploy the message flow.

BIP2502

(<insert_1>, <insert_2>) : Illegal value <insert_5> for parameter <insert_4> of the function <insert_3>. Valid values are <insert_6>.

Severity

20 : Error

Explanation

The expression supplying the parameter must evaluate to a value within a suitable range. The given expression does not do so.

Response

Correct the syntax of your ESQL expression in node <insert_1>, around line and column <insert_2>, then redeploy the message flow.

BIP2503

Invalid shared variable operation.

Severity

20 : Error

Explanation

An SQL statement has attempted an operation involving shared variables which is outside the range permitted. You cannot move (by using DETACH/ATTACH) a subtree from one shared variable to another. You cannot use functions with side effects to change shared variables when the expression invoking the function also operates on shared variables.

Response

Correct the logic of the ESQL program and re-deploy the message flow.

BIP2504

(<insert_1>, <insert_2>) : The value <insert_5> supplied as parameter <insert_4> of the function <insert_3> and the value <insert_7> supplied as parameter <insert_6> must be of the same type.

Severity

20 : Error

Explanation

The expressions supplying the parameters must evaluate to values of the same type. The given expressions do not so.

Response

Correct the syntax of your ESQL expression in node <insert_1>, around line and column <insert_2>, then redeploy the message flow.

BIP2505

(<insert_1>, <insert_2>) : Illegal type for parameter <insert_4> of the function <insert_3>. A list is required.

Severity

20 : Error

Explanation

The expression supplying the parameter must evaluate to a value of a suitable type. The given expression does not do so.

Response

Correct the syntax of your ESQL expression in node <insert_1>, around line and column <insert_2>, then redeploy the message flow.

BIP2506

(<insert_1>, <insert_2>) : An error occurred while attempting to cast <insert_3> and <insert_4> to <insert_5>

Severity

20 : Error

Response

Correct the syntax of your ESQL expression in node <insert_1>, around line and column <insert_2>, then redeploy the message flow.

BIP2507

(<insert_1>, <insert_2>) : An error occurred while attempting to cast <insert_3>, <insert_4> and <insert_5> to <insert_6>

Severity

20 : Error

Response

Correct the syntax of your ESQL expression in node <insert_1>, around line and column <insert_2>, then redeploy the message flow.

BIP2508

(<insert_1>, <insert_2>) : An error occurred while attempting to cast <insert_3>, <insert_4>, <insert_5> and <insert_6> to <insert_7>

Severity

20 : Error

Response

Correct the syntax of your ESQL expression in node <insert_1>, around line and column <insert_2>, then redeploy the message flow.

BIP2509

(<insert_1>, <insert_2>) : An error occurred while attempting to cast <insert_3>, <insert_4>, <insert_5>, <insert_6>, <insert_7> and <insert_8> to <insert_9>

Severity

20 : Error

Response

Correct the syntax of your ESQL expression in node <insert_1>, around line and column <insert_2>, then redeploy the message flow.

BIP2510

(<insert_1>, <insert_2>) : The value <insert_4> supplied as the parameter of the function <insert_3> is not within the range for which the function is defined.

Severity

20 : Error

Explanation

The expression supplying the parameter must evaluate to a suitable value. The given expression does not do so.

Response

Correct the syntax of your ESQL expression in node <insert_1>, around line and column <insert_2>, then redeploy the message flow.

BIP2511

(<insert_1>, <insert_2>) : The values <insert_4> and <insert_5> supplied as parameters of the function <insert_3> are not within the range for which the function is defined.

Severity

20 : Error

Explanation

The expressions supplying the parameters must evaluate to a suitable value. The given expressions do not do so.

Response

Correct the syntax of your ESQL expression in node <insert_1>, around line and column <insert_2>, then redeploy the message flow.

BIP2512

An operand was of type <insert_1> which is not suitable for the given function.

Severity

20 : Error

Response

Correct the syntax of the SQL program and re-deploy.

BIP2513

Cannot construct a <insert_2> interval from <insert_1> parameters.

Severity

20 : Error

Response

Correct the syntax of the SQL program and re-deploy.

BIP2514

Cannot construct a <insert_1> interval from the values <insert_2> and <insert_3>

Severity

20 : Error

Response

Correct the syntax of the SQL program and re-deploy.

BIP2515

(<insert_1>, <insert_2>) : Illegal trim character <insert_3> argument to TRIM function.

Severity

20 : Error

Explanation

The trim character argument to the TRIM function must be a character string, a byte string or a bit string, and must be of length 1. The trim character argument was <insert_3>.

Response

Correct the syntax of your ESQL expression in node <insert_1>, around line and column <insert_2>, then redeploy the message flow: Ensure that the trim character argument is an appropriate data type and length.

BIP2516

Cannot construct a <insert_1> interval from the values <insert_2>, <insert_3>, <insert_4> and <insert_5>

Severity

20 : Error

Response

Correct the syntax of the SQL program and re-deploy.

BIP2517

(<insert_1>, <insert_2>) : Variable <insert_3> has already been declared in the current scope.

Severity

20 : Error

Explanation

An attempt was made to declare the variable <insert_3>, but this variable has already been declared within the current scope. You cannot declare the same variable more than once within the same scope.

Response

Correct the syntax of your ESQL expression in node <insert_1>, around line and column <insert_2>, then redeploy the message flow: Remove the second declaration, or substitute a different variable name, and redeploy the message flow.

BIP2518

Invalid value <insert_1> for <insert_2> field of INTERVAL.

Severity

20 : Error

Explanation

<insert_1> is not a valid value for the <insert_2> field of an INTERVAL value.

Response

Ensure that only valid values for each of the INTERVAL fields are used to construct INTERVAL values.

BIP2519

(<insert_1>, <insert_2>) : A non scalar parameter was passed to statement <insert_4> against datasource <insert_3>.

Severity

20 : Error

Explanation

Only scalar parameters may be passed to stored procedures

Response

Correct the syntax of your ESQL expression in node <insert_1>, around line and column <insert_2>, then redeploy the message flow.

BIP2520

(<insert_1>, <insert_2>) : Nested BEGIN ATOMIC statements.

Severity

20 : Error

Explanation

The broker has detected an attempt to execute a BEGIN ATOMIC statement within the scope of another BEGIN ATOMIC statement. This is not allowed as it may lead to deadly embraces.

Response

Correct the syntax of your ESQL expression in node <insert_1>, around line and column <insert_2>, then redeploy the message flow.

BIP2521

(<insert_1>, <insert_2>) : Error casting the value <insert_3> to <insert_4>.

Severity

20 : Error

Explanation

An error occurred when casting a value to a different data type. This may be because no conversions exist between the two data types or because the particular value was unsuitable.

Response

Subsequent messages will indicate the context of the error.

BIP2522

(<insert_1>, <insert_2>) : Type mismatch in CASE expression.

Severity

20 : Error

Explanation

The WHEN clause of a simple CASE expression must be compatible with the CASE clause.

Response

Correct the syntax of your ESQL expression in node <insert_1>, around line and column <insert_2>, then redeploy the message flow.

BIP2523

(<insert_1>, <insert_2>) : Cannot assign to a symbolic constant or input message.

Severity

20 : Error

Explanation

Values cannot be assigned to symbolic constants or input message fields.

Response

Correct the syntax of your ESQL expression in node <insert_1>, around line and column <insert_2>, then redeploy the message flow.

BIP2524

(<insert_1>, <insert_2>) : Cannot assign a list to a non-list, nor a non-list to a list.

Severity

20 : Error

Explanation

A list of values cannot be assigned to a scalar variable or single message field, nor can a scalar value be assigned to a list.

Response

Correct the syntax of your ESQL expression in node <insert_1>, around line and column <insert_2>, then redeploy the message flow.

BIP2525

Error casting character string <insert_1> to an interval with qualifier <insert_2>.

Severity

20 : Error

Explanation

The character string had the value <insert_1> which is not a valid representation of an interval with qualifier <insert_2>. A character string must have the format 'INTERVAL '<field values>' <qualifier>' or '<value>' for it to be cast to an interval. Valid field values might depend on the qualifier.

Response

Ensure the string that you are casting is formatted correctly. Consult the section 'ESQL reference' in the information center for more information about field values and qualifiers.

BIP2526

(<insert_1>, <insert_2>) : Illegal ATOMIC block usage.

Severity

20 : Error

Explanation

The program is attempting an operation which may result in an atomic block being entered when higher level code is already inside an atomic block. This is not allowed as it may result in deadlocks. This situation may arise through code within an atomic block calling a function or procedure which also contains an atomic block. It can also arise as a result of the use of a PROPAGATE statement within an atomic block.

Response

Correct the syntax of your ESQL expression in node <insert_1>, around line and column <insert_2>, then redeploy the message flow.

BIP2527

(<insert_1>, <insert_2>) : The datasource <insert_3> does not support the data type <insert_4>.

Severity

20 : Error

Explanation

The datasource <insert_3> does not support the data type <insert_4>.

Response

Correct the syntax of your ESQL expression in node <insert_1>, around line and column <insert_2>, then redeploy the message flow: Rewrite your expression to avoid the use of this data type, or connect to a different datasource.

BIP2528

(<insert_1>, <insert_2>) : Data type <insert_3> not supported for database interaction.

Severity

20 : Error

Explanation

The data type <insert_3> cannot be passed to a database.

Response

Correct the syntax of your ESQL expression in node <insert_1>, around line and column <insert_2>, then redeploy the message flow: Do not attempt to pass values with this data type to the database.

BIP2529

(<insert_1>, <insert_2>) : The datasource <insert_3> does not support CASE expressions.

Severity

20 : Error

Explanation

CASE expressions are not supported by this data source.

Response

Correct the syntax of your ESQL expression in node <insert_1>, around line and column <insert_2>, then redeploy the message flow: Rewrite the expression to avoid use of CASE, or connect to a different data source.

BIP2530

(<insert_1>, <insert_2>) : The datasource <insert_3> does not support the BETWEEN predicate.

Severity

20 : Error

Explanation

BETWEEN is not supported by this data source.

Response

Correct the syntax of your ESQL expression in node <insert_1>, around line and column <insert_2>, then redeploy the message flow: Rewrite the expression to avoid use of BETWEEN, or connect to a different data source.

BIP2531

(<insert_1>, <insert_2>) : The datasource <insert_3> does not support the IN predicate.

Severity

20 : Error

Explanation

IN is not supported by this data source.

Response

Correct the syntax of your ESQL expression in node <insert_1>, around line and column <insert_2>, then redeploy the message flow: Rewrite the expression to avoid use of IN, or connect to a different data source.

BIP2532

(<insert_1>, <insert_2>) : The datasource <insert_3> does not support the LIKE predicate.

Severity

20 : Error

Response

Correct the syntax of your ESQL expression in node <insert_1>, around line and column <insert_2>, then redeploy the message flow: Rewrite the expression to avoid use of LIKE, or connect to a different data source.

BIP2533

(<insert_1>, <insert_2>) : The data type <insert_3> is not a valid data type for parameter <insert_4> of the <insert_5> function. This parameter should be of data type <insert_6>. The value passed was <insert_7>.

Severity

20 : Error

Explanation

Parameter <insert_4> is not of the correct data type for this function (<insert_5>).

Response

Correct the syntax of your ESQL expression in node <insert_1>, around line and column <insert_2>, then redeploy the message flow: Ensure that the argument(s) passed to this function are of the correct data type.

BIP2534

(<insert_1>, <insert_2>) : The dynamic field reference does not resolve to a modifiable quantity.

Severity

20 : Error

Explanation

The dynamic field reference supplied must resolve to a modifiable quantity (a declared variable or a field in a modifiable message) because its use implies that its value is to be changed.

Response

Correct the syntax of your ESQL expression in node <insert_1>, around line and column <insert_2>, then redeploy the message flow.

BIP2535

(<insert_1>, <insert_2>) : Field reference does not represent a database column.

Severity

20 : Error

Explanation

A field reference which represents a database column must consist of at least two elements, the first of which must be 'Database'.

Response

Correct the syntax of your ESQL expression in node <insert_1>, around line and column <insert_2>, then redeploy the message flow.

BIP2536

(<insert_1>, <insert_2>) : The dynamic field reference supplied to the <insert_3> statement does not resolve to a non-list field in a modifiable message tree.

Severity

20 : Error

Explanation

The dynamic field reference supplied to the <insert_3> statement must resolve to a non-list field in a modifiable message tree.

Response

Correct the syntax of your ESQL expression in node <insert_1>, around line and column <insert_2>, then redeploy the message flow: Ensure that only non-list references to modifiable trees are passed to the <insert_3> statement.

BIP2537

Node <insert_4>: Executing statement <insert_3> at (<insert_1>, <insert_2>).

Severity

0 : Information

BIP2538

Node <insert_4>: Evaluating expression <insert_3> at (<insert_1>, <insert_2>).

Severity

0 : Information

BIP2539

Node <insert_6>: Evaluating expression <insert_5> at (<insert_1>, <insert_2>). This resolved to <insert_3>. The result was <insert_4>.

Severity

0 : Information

BIP2540

Node <insert_5>: Finished evaluating expression <insert_4> at (<insert_1>, <insert_2>). The result was <insert_3>.

Severity

0 : Information

BIP2541

Node <insert_6>: (<insert_1>, <insert_2>) : Comparing <insert_3> and <insert_4>; result is <insert_5>.

Severity

0 : Information

BIP2542

Node <insert_3>: (<insert_1>, <insert_2>) : Navigating path element.

Severity

0 : Information

Response

No user action required.

BIP2543

Node <insert_4>: (<insert_1>, <insert_2>) : Failed to navigate to path element number <insert_3> because it does not exist.

Severity

0 : Information

BIP2544

Node <insert_6>: Executing database SQL statement <insert_3> derived from (<insert_1>, <insert_2>); expressions <insert_4>; resulting parameter values <insert_5>.

Severity

0 : Information

BIP2545

(<insert_1>, <insert_2>) : The expression <insert_3> evaluates to a value of type <insert_4> but a value of type <insert_5> is expected.

Severity

20 : Error

Explanation

The given expression evaluates to NULL or to a data type which is not acceptable for its usage.

Response

Correct the syntax of your ESQL expression in node <insert_1>, around line and column <insert_2>, then redeploy the message flow.

BIP2546

(<insert_1>, <insert_2>) : <insert_5> field type expression does not evaluate to INTEGER value; <insert_3> evaluates to <insert_4>.

Severity

20 : Error

Explanation

A field type must be an INTEGER value. The expression <insert_3> evaluates to a value of type <insert_4>.

Response

Correct the syntax of your ESQL expression in node <insert_1>, around line and column <insert_2>, then redeploy the message flow: Ensure that only expressions evaluating to INTEGER values are used to designate field types with <insert_5>.

BIP2547

(<insert_1>, <insert_2>) : <insert_3> field name expression cannot evaluate to a CHARACTER value.

Severity

20 : Error

Explanation

A field name must be a CHARACTER value. The expression supplied to <insert_3> cannot evaluate to a CHARACTER value.

Response

Correct the syntax of your ESQL expression in node <insert_1>, around line and column <insert_2>, then redeploy the message flow.

BIP2548

(<insert_1>, <insert_2>) : A correlation name must be given.

Severity

20 : Error

Explanation

Database tables must be assigned a correlation name in the FROM clause of a SELECT statement. This correlation name must then be used for subsequent references to that table.

Response

Correct the syntax of your ESQL expression in node <insert_1>, around line and column <insert_2>, then redeploy the message flow.

BIP2549

(<insert_1>, <insert_2>) : Type mismatch assigning to variable; value <insert_3> inconsistent with type <insert_4>.

Severity

20 : Error

Explanation

The source expression produced a value of <insert_3> but the target variable was declared with a type of <insert_4>.

Response

Correct the syntax of your ESQL expression in node <insert_1>, around line and column <insert_2>, then redeploy the message flow: Ensure that only values of the appropriate data type are assigned to declared variables.

BIP2550

The first parameter of a PASSTHRU or EVAL function cannot evaluate to a list.

Severity

20 : Error

Explanation

The first parameter of a PASSTHRU or EVAL function must evaluate to something that can be represented as a character string.

Response

Check the first parameter of the PASSTHRU or EVAL function. Ensure that it is not an expression that will evaluate to a list of values.

BIP2551

(<insert_1>, <insert_2>) : The number <insert_3> was too large for an INTEGER or DECIMAL literal.

Severity

20 : Error

Explanation

The number was <insert_3>.

Response

Correct the syntax of your ESQL expression in node <insert_1>, around line and column <insert_2>, then redeploy the message flow: Ensure the number is within the scale and precision limits for the specified data type and redeploy the message flow.

BIP2552

(<insert_1>, <insert_2>) : The number being converted <insert_3> was too large/small to be represented as a 64 bit floating point number.

Severity

20 : Error

Explanation

The number being converted was <insert_3>.

Response

Correct the syntax of your ESQL expression in node <insert_1>, around line and column <insert_2>, then redeploy the message flow: Ensure that the number being converted is within the scale and precision limits for a 64 bit floating point number and redeploy the message flow.

BIP2553

(<insert_1>, <insert_2>) : Unexpected character <insert_3> in input.

Severity

20 : Error

Explanation

The character was <insert_3>.

Response

Correct the syntax of your ESQL expression in node <insert_1>, around line and column <insert_2>, then redeploy the message flow.

BIP2554

(<insert_1>, <insert_2>) : Unrecognized character <insert_3> in input.

Severity

20 : Error

Explanation

The character was <insert_3>.

Response

Correct the syntax of your ESQL expression in node <insert_1>, around line and column <insert_2>, then redeploy the message flow.

BIP2555

Error casting a character string <insert_1> to an interval (qualifier <insert_2>).

Severity

20 : Error

Explanation

The interval qualifier given on the cast specification didn't match the interval qualifier in the source character string. The character string had the value <insert_1>. The interval qualifier given in the cast specification was <insert_2>.

Response

See the documentation for details of which combinations of character strings and qualifiers are acceptable.

BIP2556

An attempt has been made to assign a scalar, row or list quantity to a target of a different basic type.

Severity

20 : Error

Explanation

Scalar values may only be assigned to scalars, rows may only be assigned to rows and lists may only be assigned to lists.

Response

Check and correct the ESQL program. Pay particular attention to SELECT functions. Normally these return a list. However SELECT's containing a THE clause return a row.

BIP2557

(<insert_1>, <insert_2>) : Invalid function name.

Severity

20 : Error

Explanation

Function names must be simple identifier chains and may not contain namespace identifiers or expressions of any kind.

Response

Correct the syntax of your ESQL expression in node <insert_1>, around line and column <insert_2>, then redeploy the message flow.

BIP2558

(<insert_1>, <insert_2>) : Undefined function <insert_3>.<insert_4>.

Severity

20 : Error

Explanation

The program is attempting to call a function which is not defined or is not in the schema path.

Response

Correct the syntax of your ESQL expression in node <insert_1>, around line and column <insert_2>, then redeploy the message flow.

BIP2559

(<insert_1>, <insert_2>) : Illegal argument(s) <insert_4> to <insert_3> function.

Severity

20 : Error

Explanation

The arguments to the bit manipulation functions (BITAND, BITOR, BITNOT, BITXOR) must be integers. The function was called with arguments <insert_4>.

Response

Correct the syntax of your ESQL expression in node <insert_1>, around line and column <insert_2>, then redeploy the message flow.

BIP2560

(<insert_1>, <insert_2>) : A reference variable is required here.

Severity

20 : Error

Explanation

The statement or function requires a reference variable. The name given must therefore be the name of a declared reference variable and cannot be extended (by a dot and another name).

Response

Correct the syntax of your ESQL expression in node <insert_1>, around line and column <insert_2>, then redeploy the message flow.

BIP2561

(<insert_1>, <insert_2>) : An attempt was made to call the function <insert_3>()' with <insert_4> parameters but this function requires <insert_5> parameters.

Severity

20 : Error

Explanation

Most functions must be called with the correct number of arguments. Others will accept any number of arguments above a given minimum.

Response

Correct the syntax of your ESQL expression in node <insert_1>, around line and column <insert_2>, then redeploy the message flow.

BIP2562

Node <insert_2>: Assigning a list to <insert_1>.

Severity

0 : Information

BIP2563

Node <insert_3>: Deleting all <insert_1> instances of <insert_2>, since source list for assignment was empty.

Severity

0 : Information

BIP2564

Node <insert_4>: Deleting instance <insert_1> of <insert_2>, since source list for assignment had <insert_3> instances.

Severity

0 : Information

BIP2565

Node <insert_5>: Deleting instances <insert_1> through <insert_2> of <insert_3>, since source list for assignment had <insert_4> instances.

Severity

0 : Information

BIP2566

Node <insert_3>: Assigning value <insert_1> to field / variable <insert_2>.

Severity

0 : Information

BIP2567

Node <insert_2>: Assigning NULL to <insert_1>, thus deleting it.

Severity

0 : Information

BIP2568

Node <insert_3>: Copying sub-tree from <insert_1> to <insert_2>.

Severity

0 : Information

BIP2569

Node <insert_3>: (<insert_1>, <insert_2>) : WHERE clause evaluated to false or unknown. Iterating FROM clause.

Severity

10 : Warning

BIP2570

Node <insert_3>: (<insert_1>, <insert_2>) : There were no items in the FROM clause satisfying the WHERE clause.

Severity

10 : Warning

BIP2571

Node <insert_3>: (<insert_1>, <insert_2>) : Failed to find any more items in the FROM clause satisfying the WHERE clause.

Severity

10 : Warning

BIP2572

Node: <insert_3>: (<insert_1>, <insert_2>) : Finding one and only SELECT result.

Severity

10 : Warning

BIP2573

Node <insert_3>: (<insert_1>, <insert_2>) : Finding first SELECT result.

Severity

10 : Warning

BIP2574

Node <insert_3>: (<insert_1>, <insert_2>) : Finding next SELECT result.

Severity

10 : Warning

BIP2575

A Filter expression must evaluate to the <insert_1> data type.

Severity

20 : Error

Explanation

The expression given in the 'filterExpression' attribute of a Filter node must evaluate to a <insert_1> type value.

Response

Correct the expression so that it returns a value of the correct type and redeploy the message flow.

BIP2576

The expression in a Filter node resulted in the value <insert_1>; boolean value expected.

Severity

20 : Error

Explanation

The filterExpression configuring a Filter node must evaluate to a boolean value. The filterExpression resulted in the value <insert_1>.

Response

Correct the expression so that it always returns a value of the correct type.

BIP2577

(<insert_1>, <insert_2>) : <insert_3> field type expression cannot evaluate to INTEGER.

Severity

20 : Error

Explanation

A field type must be an INTEGER value. The field type expression supplied to <insert_3> cannot evaluate to INTEGER.

Response

Correct the syntax of your ESQL expression in node <insert_1>, around line and column <insert_2>, then redeploy the message flow.

BIP2578

(<insert_1>, <insert_2>) : Dynamic field reference <insert_3> is not detached and therefore cannot be attached to <insert_4>.

Severity

20 : Error

Explanation

The message tree fragment pointed to by the dynamic field reference <insert_3> has not been detached. Only message tree fragments which are detached can be attached to another message tree.

Response

Correct the syntax of your ESQL expression in node <insert_1>, around line and column <insert_2>, then redeploy the message flow: Ensure that you detach the message tree fragment before attempting to reattach it elsewhere.

BIP2579

(<insert_1>, <insert_2>) : The function <insert_3> was not known.

Severity

20 : Error

Explanation

<insert_3> was not known as a function.

Response

Correct the syntax of your ESQL expression in node <insert_1>, around line and column <insert_2>, then redeploy the message flow: Rewrite the SQL expression so that the condition does not occur.

BIP2580

(<insert_1>, <insert_2>) : No external data source specified for this node.

Severity

20 : Error

Explanation

An attempt was made to access an external database table, but no database inputs have been specified for this Compute, Filter or Database node.

Response

Correct the syntax of your ESQL expression in node <insert_1>, around line and column <insert_2>, then redeploy the message flow: Add database inputs for each table that is accessed, and redeploy the message flow.

BIP2581

(<insert_1>, <insert_2>) : Field reference <insert_3> does not exist and could not be created when declaring <insert_4>.

Severity

20 : Error

Explanation

A dynamic field reference may not point to a nonexistent target. The target field reference <insert_3> specified for the declaration of dynamic field reference <insert_4> does not exist and could not be created.

Response

Correct the syntax of your ESQL expression in node <insert_1>, around line and column <insert_2>, then redeploy the message flow: When declaring a dynamic field reference ensure that the specified target either exists or can be created.

BIP2582

(<insert_1>, <insert_2>) : The argument <insert_3> passed to the function <insert_4> is not a valid UUID

Severity

20 : Error

Explanation

The argument <insert_3> is not a valid UUID.

Response

Correct the syntax of your ESQL expression in node <insert_1>, around line and column <insert_2>, then redeploy the message flow: Ensure that the argument passed to this function is valid

BIP2583

(<insert_1>,<insert_2>) : Expected a dynamic directional modifier but found <insert_3>.

Severity

20 : Error

Explanation

One of FIRSTCHILD, LASTCHILD, NEXTSIBLING or PREVIOUSIBLING was expected but <insert_3> was found.

Response

Correct the expression and redeploy the message flow.

BIP2584

Cannot add interval <insert_2> to time value <insert_1>.

Severity

20 : Error

Explanation

The interval value is not suitable because it contains one of the fields YEAR, MONTH or DAY.

Response

No user action required.

BIP2585

Invalid interval qualifier for time subtraction, subtracting <insert_2> from <insert_1> with qualifier <insert_3>.

Severity

20 : Error

Explanation

When giving an interval qualifier for the precision of a time subtraction, the qualifier must not contain any of the fields YEAR, MONTH or DAY.

Response

Correct the logic of the SQL program redeploy the message flow.

BIP2586

Cannot add interval <insert_2> to date value <insert_1>.

Severity

20 : Error

Explanation

The interval value is not suitable because it contains one of the fields HOUR, MINUTE, SECOND.

Response

No user action required.

BIP2587

Invalid interval qualifier for date subtraction, subtracting <insert_2> from <insert_1> with qualifier

<insert_3>.

Severity

20 : Error

Explanation

When giving an interval qualifier for the precision of a date subtraction, the qualifier must not contain any of the fields HOUR, MINUTE or SECOND.

Response

Correct the logic of the SQL program redeploy the message flow.

BIP2588

Node <insert_4>: (<insert_1>, <insert_2>) : Evaluating string <insert_3> as an SQL statement or expression.

Severity

0 : Information

BIP2589

Incompatible types for comparison between values <insert_1> and <insert_2>.

Severity

20 : Error

Explanation

The values <insert_1> and <insert_2> cannot be compared, because they are of incompatible types.

Response

Other messages will give an indication of context of this error.

BIP2590

Error casting character string <insert_1> to a byte string.

Severity

20 : Error

Explanation

An attempt was made to cast the character string <insert_1> to a byte string, but the string was of the wrong format. There must be an even number of hexadecimal digits (0-9, a-f, A-F).

Response

Other messages will give an indication of context of this error.

BIP2591

Error casting character string <insert_1> to a bit string.

Severity

20 : Error

Explanation

An attempt was made to cast the character string <insert_1> to a bit string, but the string was of the wrong format. The string must consist only of the characters '0' and '1'.

Response

Other messages will give an indication of context of this error.

BIP2592

Error converting character string <insert_3> to decimal. State = <insert_1> <insert_2> '0' '.

Severity

20 : Error

Explanation

An attempt was made to convert a character string to a decimal, but the string was of the wrong format. The string must be of the form [<sign><digits>[.<digits>][[<sign>]E<digits>], where <sign> can be one of '+' or '-', and <digits> are one or more decimal digits (0-9). The E can be either upper or lower case. This string can be both preceded and followed by any number of blanks, but no blanks can occur within the given format. The maximum precision is 34 digits, and the maximum exponent is 999,999,999.

Response

Look for other messages that give an indication of context of this error.

BIP2593

Error converting decimal <insert_3> to integer. State = <insert_1> <insert_2> '0' '

Severity

20 : Error

Explanation

An attempt was made to convert a decimal number to an integer but the given number could not be converted. This could be because it is too big to be represented as an integer, the number the number has one of the special values NAN or INFINITY or because the number had a fractional part and the operation was one which does not allow the rounding of fractions.

Response

Other messages will give an indication of context of this error.

BIP2594

Error converting decimal <insert_3> to float. State = <insert_1> <insert_2> '0' '

Severity

20 : Error

Explanation

An attempt was made to convert a decimal number to a float but the given number could not be converted. This could either be because it is too big to be represented as a float or because the number the number has one of the special values NAN or INFINITY.

Response

Other messages will give an indication of context of this error.

BIP2595

Error casting character string <insert_1> to an integer.

Severity

20 : Error

Explanation

An attempt was made to cast the character string <insert_1> to an integer, but the string was of the wrong format.

Response

Other messages will give an indication of context of this error.

BIP2596

(<insert_1>, <insert_2>) : Cannot take bitstream of partially complete output.

Severity

20 : Error

Explanation

The BITSTREAM function can only be used with input messages.

Response

Correct the syntax of your ESQL expression in node <insert_1>, around line and column <insert_2>, then redeploy the message flow.

BIP2597

(<insert_1>, <insert_2>) : An expression which evaluates to a scalar value is required here.

Severity

20 : Error

Explanation

The expression supplying the parameter must evaluate to a value of a suitable type. The given expression cannot possibly do so.

Response

Correct the syntax of your ESQL expression in node <insert_1>, around line and column <insert_2>, then redeploy the message flow.

BIP2598

Error scaling decimal. Attempted precision <insert_3> scale <insert_4>. State = <insert_1> <insert_2> '0' '

Severity

20 : Error

Explanation

An attempt was made to convert a decimal value to a precision or scale which are beyond the limits of the decimal data type. The maximum precision is 34 the maximum scale is 999,999,999

Response

Other messages will give an indication of the context of this error.

BIP2599

The ESQL deployed to the node <insert_1> is invalid.

Severity

20 : Error

Explanation

The message could not be processed because the ESQL deployed to the node is invalid. Examine previous error messages for details of the problem.

Response

Correct the logic of the ESQL program and re-deploy the message flow.

BIP2601

Unable to locate the WebSphere MQ manager class required by node <insert_1>.

Severity

20 : Error

Explanation

The instance of the WebSphere MQ manager class could not be located when required by node <insert_1>. The current message flow has been terminated. This error is probably indicative of an internal software malfunction.

Response

If this occurs frequently, restart the message broker. If it continues to occur, contact your IBM support center.

BIP2602

Unable to create thread context in message flow node <insert_1>.

Severity

20 : Error

Explanation

During the execution of a message flow in node <insert_1>, a new thread was created. However, a context data area could not be created for this thread. The current message flow is terminated.

Response

This may be indicative of a shortage of virtual memory. If other error messages seem to indicate this may be the reason, then consider reducing the memory requirements for the system, or increase the amount of physical and/or virtual memory available. If lack of storage does not seem to be the reason, and this problem occurs continually contact your IBM support center.

BIP2603

Unable to insert thread context into list for message flow node <insert_1>.

Severity

20 : Error

Explanation

During the execution of a message flow in node <insert_1>, a new thread was created. However, the context data area could not be inserted into the list of contexts. The current message flow is terminated.

Response

This may be indicative of a shortage of virtual memory. If other error messages seem to indicate this may be the reason, then consider reducing the memory requirements for the system, or increase the amount of physical and/or virtual memory available. If lack of storage does not seem to be the reason, and this problem occurs continually contact your IBM support center.

BIP2604

Node failed to open WebSphere MQ queue <insert_2> owned by queue manager <insert_1>:. completion code <insert_3>; reason code <insert_4>.

Severity

20 : Error

Explanation

A message flow node failed to open the indicated WebSphere MQ queue, with the resulting WebSphere

MQ completion and reason codes. The message flow attempts to open the queue periodically until the queue is defined. The message flow is not fully operational until this has been done.

Response

Define the WebSphere MQ queue to the indicated queue manager. If the incorrect queue manager and/or queue name were specified, then correct the queue name using the Message Brokers Toolkit and redeploy the message broker.

BIP2605

Unable to start transaction coordinated by WebSphere MQ; MQBEGIN failed; MQCC=<insert_2>, MQRC=<insert_3>, broker node <insert_4>, queue manager <insert_1>.

Severity

20 : Error

Explanation

The message flow attribute 'coordinatedTransaction' was specified as 'yes'. However, when the broker node <insert_4> reading from queue manager <insert_1> attempted to start the coordinated transaction, the MQBEGIN operation failed with the indicated WebSphere MQ reason code. The message flow continues, but the transaction will not be coordinated, and this may cause subsequent errors or unpredictable results.

Response

Check the WebSphere MQ completion and reason codes in the WebSphere MQ Application Programming reference manual to establish the cause of the error, taking any appropriate action. It may be necessary to restart the message broker after you have performed this recovery action.

BIP2606

Unable to get message from WebSphere MQ queue <insert_1>: MQCC=<insert_2>; MQRC=<insert_3>; node <insert_4>.

Severity

20 : Error

Explanation

A node <insert_4> failed to get a message from WebSphere MQ queue <insert_1> using the MQGET function. The WebSphere MQ return code and reason code returned are as displayed. The node periodically retries the MQGET until it is successful.

Response

Check the WebSphere MQ completion and reason codes in the WebSphere MQ Application Programming Reference manual to establish the cause of the error, taking any appropriate action. It may be necessary to restart the message broker after you have performed this recovery action.

BIP2607

Unable to rollback a WebSphere MQ transaction; MQBACK failed; queue manager=<insert_1>, MQCC=<insert_2>, MQRC=<insert_3>; message flow node <insert_4>.

Severity

20 : Error

Explanation

Message flow node <insert_4> attempted to rollback a WebSphere MQ unit of work using the MQBACK function, but the rollback failed. The WebSphere MQ return code and reason code returned from MQBACK are displayed.

Response

Check the WebSphere MQ completion and reason codes in the WebSphere MQ Application Programming Reference manual to establish the cause of the error, taking any appropriate action. It may be necessary

to restart the message broker after you have performed this recovery action.

BIP2608

Unable to inquire on WebSphere MQ queue <insert_1>: MQCC=<insert_2>; MQRC=<insert_3>; node <insert_4>.

Severity

20 : Error

Explanation

Node <insert_4> issued an MQINQ function to inquire about the status of queue <insert_1> but the inquire failed. The WebSphere MQ completion code and reason code returned are as displayed. Recovery processing of a backed out message may not work as expected.

Response

Check the WebSphere MQ completion and reason codes in the WebSphere MQ Application Programming Reference manual to establish the cause of the error, taking any appropriate action. It may be necessary to restart the message broker after you have performed this recovery action.

BIP2609

Unable to open WebSphere MQ queue manager <insert_3> for inquire: MQCC=<insert_1>; MQRC=<insert_2>; node <insert_4>.

Severity

20 : Error

Explanation

An attempt to open the named connected WebSphere MQ queue manager <insert_3> failed when inquiring about its object attributes, during the processing of node <insert_4>. The WebSphere MQ completion and reason codes are as displayed.

Response

Check the WebSphere MQ completion and reason codes in the WebSphere MQ Application Programming Reference manual to establish the cause of the error, taking any appropriate action. It may be necessary to restart the message broker after you have performed this recovery action. Recovery processing of a backed out message may not work as expected.

BIP2610

Unable to close WebSphere MQ queue manager object: MQCC=<insert_1>; MQRC=<insert_2>; node <insert_3>.

Severity

20 : Error

Explanation

An attempt by node <insert_3> to close the connected WebSphere MQ queue manager failed. The WebSphere MQ completion code and reason code returned are as displayed.

Response

Check the WebSphere MQ completion and reason codes in the WebSphere MQ Application Programming Reference manual to establish the cause of the error, taking any appropriate action. It may be necessary to restart the message broker after you have performed this recovery action.

BIP2611

Unable to open WebSphere MQ backout requeue queue: queue manager=<insert_1>; queue=<insert_2>; MQCC=<insert_3>; MQRC=<insert_4>; message flow node <insert_5>.

Severity

20 : Error

Explanation

The message flow node <insert_5> was unable to open or get the backout requeue queue to backout a WebSphere MQ message, with the indicated WebSphere MQ completion and reason codes. The message may not be backed out as intended.

Response

If there is a previous message, take any recovery action described for that error. Otherwise examine the WebSphere MQ completion and reason codes and take appropriate action.

BIP2612

Unable to open WebSphere MQ dead letter queue: queue manager=<insert_1>; queue=<insert_2>; MQCC=<insert_3>; MQRC=<insert_4>; message flow node <insert_5>.

Severity

20 : Error

Explanation

The message flow node <insert_5> was unable to open or get the WebSphere MQ dead letter queue to backout a WebSphere MQ message, with the indicated WebSphere MQ completion and reason codes. A previous message may provide further information. The message may not be backed out as intended.

Response

If there is a previous message, take any recovery action described for that error. Otherwise examine the WebSphere MQ completion and reason codes and take appropriate action.

BIP2613

Unable to backout a message; MQPUT to queue <insert_1> failed: MQCC=<insert_2>; MQRC=<insert_3>; message flow node <insert_4>.

Severity

20 : Error

Explanation

The message flow node <insert_4> was unable to backout a message as it failed to put it to either the backout requeue queue or the WebSphere MQ dead letter queue, defined as queue <insert_1>.

Response

Check the WebSphere MQ completion and reason codes in the WebSphere MQ Application Programming Reference manual to establish the cause of the error, taking any appropriate action. It may be necessary to restart the message broker after you have performed this recovery action.

BIP2614

Unable to commit a WebSphere MQ transaction to backout; MQCMIT failed; queueName=<insert_1>, MQCC=<insert_2>, MQRC=<insert_3>.

Severity

20 : Error

Explanation

The specified node was unable to commit a WebSphere MQ unit of work where the message needed to be backed out, because the MQCMIT function failed. The state of the message flow and any messages processed within the unit of work may be unpredictable, depending on the reason for the WebSphere MQ error.

Response

Check the WebSphere MQ completion and reason codes in the WebSphere MQ Application Programming Reference manual to establish the cause of the error, taking any appropriate action. It may be necessary to restart the message broker after you have performed this recovery action.

BIP2615

The WebSphere MQ input node <insert_1> has backed out the message to the backout requeue or the dead letter queue.

Severity

0 : Information

Explanation

Message backout processing has been invoked, and the message has either been backed out by being written to the backout requeue or dead letter queue, as determined by the WebSphere MQ queue manager and queue configuration.

Response

No user action required.

BIP2616

Unable to commit a WebSphere MQ transaction; MQCMIT failed; queue manager=<insert_1>, MQCC=<insert_2>, MQRC=<insert_3>.

Severity

20 : Error

Explanation

The message broker was unable to commit a WebSphere MQ unit of work because the MQCMIT function failed. The state of any messages processed within the unit of work may be unpredictable, depending on the reason for the WebSphere MQ error.

Response

Check the WebSphere MQ completion and reason codes in the WebSphere MQ Application Programming Reference manual to establish the cause of the error, taking any appropriate action. It may be necessary to restart the message broker after you have performed this recovery action.

BIP2617

Output message is empty; output node <insert_1>.

Severity

20 : Error

Explanation

The WebSphere Message Broker output node <insert_1> has received a message to write to an WebSphere output queue, but the message appears to be empty. This error may be generated when 1) there is no MQMD and no message content in the output bitstream (there really is no data) or 2) there is no MQMD and the size of the message content is less than the size of the MQMD (it appears there is no content). This situation can occur when a output message is built incorrectly using the Compute node.

Response

Check the message flow to determine whether the message is being built correctly. If not, correct the problem and redeploy the broker.

BIP2618

Output message does not contain a valid MQMD; output node <insert_1>.

Severity

20 : Error

Explanation

The WebSphere Message Broker output node <insert_1> has received a message to write to an WebSphere output queue, but the message does not contain a valid MQMD. This situation can occur when a output message is built incorrectly using the Compute node.

Response

Check the message flow to determine whether the message is being built correctly. If not, correct the problem and redeploy the broker.

BIP2619

Output node <insert_1> expected a distribution list but one did not exist.

Severity

20 : Error

Explanation

The WebSphere Message Broker output node <insert_1> was invoked and the Destination Mode property was set to "list". However, a valid distribution list was not found.

Response

Check the message flow to determine whether the message is being built correctly. If not, correct the problem and redeploy the broker.

BIP2620

Unable to write message to queue <insert_2> on queue manager <insert_1>. MQPUT failed: MQCC=<insert_3>; MQRC=<insert_4>; message flow node <insert_5>.

Severity

20 : Error

Explanation

The message flow node <insert_5> was unable to write a WebSphere MQ message as it failed to put it to the queue <insert_2> belonging to queue manager <insert_1>. The completion and reason code from the MQPUT operation are as displayed.

Response

Check the WebSphere MQ completion and reason codes in the WebSphere MQ Application Programming Reference manual to establish the cause of the error, taking any appropriate action. It may be necessary to restart the message broker after you have performed this recovery action.

BIP2621

Conversion error occurred with value <insert_1> for message flow node <insert_2>.

Severity

20 : Error

Explanation

The message flow node <insert_2> was unable to convert the specified value to a multi byte character string. The current message flow is terminated.

Response

Check the message flow to determine the cause of the error.

BIP2622

Message successfully output by output node <insert_3> to queue <insert_2> on queue manager <insert_1>.

Severity

0 : Information

BIP2623

Unable to open queue <insert_2> on WebSphere MQ queue manager <insert_1>: completion code <insert_3>; reason code <insert_4>.

Severity

20 : Error

Explanation

A message flow node failed to open the indicated WebSphere MQ message queue. The error codes relate to the MQOPEN call.

Response

Check the WebSphere MQ completion and reason codes in the WebSphere MQ Application Programming Reference manual to establish the cause of the error, taking any appropriate action. It may be necessary to restart the message broker after you have performed this recovery action. If the open failed because the queue manager or queue did not exist, define these objects to WebSphere MQ. If the failure of the open was because incorrect object names were specified, correct the message flow configuration and attempt to redeploy the message broker.

BIP2624

Unable to connect to queue manager <insert_1>: MQCC=<insert_2>; MQRC=<insert_3>; message flow node <insert_4>.

Severity

20 : Error

Explanation

The message flow node <insert_4> failed to connect to the WebSphere MQ queue manager <insert_1>. The return and reason codes returned by the MQCONN are as displayed.

Response

Check the WebSphere MQ completion and reason codes in the WebSphere MQ Application Programming Reference online help to establish the cause of the error, taking any appropriate action. It may be necessary to restart the message broker after you have performed this recovery action. If the open failed because the queue manager did not exist, define this object to WebSphere MQ. If the failure of the open was because an incorrect queue manager name was specified, correct the message flow configuration and attempt to redeploy the message broker.

BIP2625

Warning when writing message to queue <insert_2> on queue manager <insert_1>. MQPUT warning: MQCC=<insert_3>; MQRC=<insert_4>; message flow node <insert_5>.

Severity

20 : Error

Explanation

The message flow node <insert_5> received a warning when writing a WebSphere MQ message to queue <insert_2> owned by queue manager <insert_1>; however, the message was successfully queued. The return and reason code from the MQPUT are as displayed.

Response

Check the WebSphere MQ completion and reason codes in the WebSphere MQ Application Programming Reference manual to establish the cause of the error, taking any appropriate action. It may be necessary to restart the message broker after you have performed this recovery action.

BIP2626

Unable to open queue. Queue manager name <insert_1> is too long; node <insert_2>.

Severity

20 : Error

Explanation

The node <insert_2> failed to open a WebSphere MQ queue as the specified queue manager name <insert_1> was longer than the maximum size allowed by WebSphere MQ.

Response

Correct the message flow configuration and redeploy the message broker.

BIP2627

Unable to open queue <insert_1>: name is too long; node <insert_2>.

Severity

20 : Error

Explanation

The node <insert_2> failed to open a WebSphere MQ queue as the specified queue name <insert_1> was longer than the maximum size allowed by WebSphere MQ.

Response

Correct the message flow configuration and redeploy the message broker.

BIP2628

Exception condition detected on input node <insert_1>.

Severity

20 : Error

Explanation

The input node <insert_1> detected an error whilst processing a message. The message flow has been rolled-back and, if the message was being processed in a unit of work, it will remain on the input queue to be processed again. Following messages will indicate the cause of this exception.

Response

Check the error messages which follow to determine why the exception was generated, and take action as described by those messages.

BIP2629

Broker termination request received.

Severity

0 : Information

Explanation

A request was received to terminate the message broker.

Response

No user action required.

BIP2630

No backout queue or DLQ defined for a message to be backed out; input node <insert_2> received from queue <insert_1>

Severity

0 : Information

Explanation

The input node <insert_2> received a message from queue <insert_1>, but was forced to attempt a backout due to the detection of an internal failure condition associated with it. The message broker has now attempted to propagate the message to the 'backoutRequeueQueueName' or the dead letter queue, but neither of these queues exist. The message is no longer processed by the message flow and continues to be backed out periodically. This situation can cause other messages to build up on the input queue until this message is removed or successfully processed.

Response

Examine previous messages and possibly the message flow to determine why the message is being backed out. Defining either the 'backoutRequeueQueue' or the dead letter queue will cause the message to be propagated to one of those queues.

BIP2631

Backed out message being propagated to failure terminal; node <insert_1>.

Severity

0 : Information

Explanation

Node <insert_1> has received a message which has previously been backed out because of a processing error in the message flow. The MQMD 'backoutCount' of the message exceeds (or equals) the 'backoutThreshold' defined for the WebSphere MQ input queue. The message broker is propagating the message to the failure terminal of the node.

Response

Examine the other messages and the message flow to determine why the message is being backed out. Correct this situation if possible. Perform any local error recovery processing required.

BIP2632

Message received and propagated to 'out' terminal of MQ input node <insert_1>.

Severity

0 : Information

BIP2633

Warning when starting transaction coordinated by WebSphere MQ; MQBEGIN failed: MQCC=<insert_1>; MQRC=<insert_2>; node <insert_3>.

Severity

10 : Warning

Explanation

The message flow attribute 'coordinatedTransaction' was specified as 'yes'. However, when the broker attempted to start the coordinated transaction in node <insert_3>, the MQBEGIN function returned a warning as indicated by the WebSphere MQ reason code. The message flow continues, but the transaction may not be being coordinated as expected, and this may cause subsequent errors or unpredictable results.

Response

Check the WebSphere MQ completion and reason codes in the WebSphere MQ Application Programming Reference manual to establish the cause of the error, taking any appropriate action. It may be necessary to restart the message broker after you have performed this recovery action.

BIP2634

Exception condition detected: object label <insert_1>; input node <insert_2>.

Severity

20 : Error

Explanation

An input node detected an error whilst processing a message. The message flow has been rolled back and, if the message was being processed in a unit of work, will remain on the input queue to be processed again. Following messages will indicate the cause of this exception which was generated in the STL container classes.

Response

Check the error messages which follow to determine why the exception was generated, and take action as described by those messages.

BIP2635

Exception during destination list processing; output node <insert_1>.

Severity

20 : Error

Explanation

While processing a destination list in the output node <insert_1> an error (or errors) occurred.

Response

Check the preceding error messages to determine what effect this error causes, taking any action as described by those messages.

BIP2636

Warning when receiving a message: MQGET returned MQCC=<insert_1>, MQRC=<insert_2>; message flow node <insert_3>.

Severity

20 : Error

Explanation

The message flow node <insert_3> received a message from a queue, but a warning was generated. The return and reason code from the MQGET operation are as displayed. The message will be propagated to the failure terminal of the node.

Response

Check the WebSphere MQ completion and reason codes in the WebSphere MQ Application Programming Reference manual to establish the cause of the error, taking any appropriate action. It may be necessary to restart the message broker after you have performed this recovery action.

BIP2637

Message propagated to failure terminal; node <insert_1>.

Severity

0 : Information

BIP2638

The MQ output node <insert_5> attempted to write a message to queue <insert_2> connected to queue manager <insert_1>. The MQCC was <insert_3> and the MQRC was <insert_4>.

Severity

0 : Information

BIP2639

Unable to convert backout requeue queue name to Unicode for message flow node <insert_1>.

Severity

20 : Error

Explanation

The message flow node <insert_1> was unable to convert the backout requeue queue name to a Unicode string. The current message flow is terminated.

Response

Check the error messages which follow to determine why the exception was generated, and take action as described by those messages.

BIP2640

Unable to convert dead letter queue name to Unicode for message flow node <insert_1>.

Severity

20 : Error

Explanation

The message flow node <insert_1> was unable to convert the dead letter queue name to a Unicode string. The current message flow is terminated.

Response

Check the error messages which follow to determine why the exception was generated, and take action as described by those messages.

BIP2641

Unable to disconnect from the WebSphere MQ queue manager; MQDISC failed; queue manager=<insert_1>, MQCC=<insert_2>, MQRC=<insert_3>.

Severity

10 : Warning

Explanation

The message broker was unable to disconnect from the WebSphere MQ queue manager because the MQDISC function failed. The broker operation is unlikely to be affected, since this situation will normally occur during broker shutdown.

Response

Check the WebSphere MQ completion and reason codes in the WebSphere MQ Application Programming Reference manual to establish the cause of the error, taking any appropriate action. It may be necessary to restart the message broker after you have performed this recovery action.

BIP2642

ReplyToQ name not specified in message MQMD; output node <insert_1>.

Severity

20 : Error

Explanation

The message flow node <insert_1> could not put the message to the ReplyToQ as its name is not specified in the MQMD of the message.

Response

Make sure the name of the ReplyToQ is specified in the MQMD of the message.

BIP2643

Unable to commit a WebSphere MQ transaction; MQCMIT failed; queue manager=<insert_1>, MQCC=<insert_2>, MQRC=<insert_3>.

Severity

10 : Warning

Explanation

The message broker was unable to commit a WebSphere MQ unit of work because the MQCMIT function failed. The state of any messages processed within the unit of work may be unpredictable, depending on the reason for the WebSphere MQ error.

Response

Check the WebSphere MQ completion and reason codes in the WebSphere MQ Application Programming Reference manual to establish the cause of the error, taking any appropriate action. It may be necessary to restart the message broker after you have performed this recovery action.

BIP2644

Exception condition detected on input node: <insert_1>.

Severity

0 : Information

Explanation

Node <insert_1> has received a message, but an exception was generated whilst initializing it's internal representation. The message broker is propagating the message to the failure terminal of the node.

Response

If 'complete' or 'immediate' MRM message body validation is being applied to messages received by this node, it's possible the format of the body of the received message is invalid. Examine further messages for confirmation of this or to determine why the message is not being received as expected. Correct this situation if possible. Perform any local error recovery processing required.

BIP2645

Exception condition detected on input node: <insert_1>.

Severity

20 : Error

Explanation

Node <insert_1> has received a message, but an exception was generated whilst initializing it's internal representation. The failure terminal is not attached, so the message broker is putting the message directly to the requeue or dead letter backout queue associated with this node.

Response

If 'complete' or 'immediate' MRM message body validation is being applied to messages received by this node, it's possible the format of the body of the received message is invalid. Examine further messages

for confirmation of this or to determine why the message is not being received as expected. Correct this situation if possible. Perform any local error recovery processing required.

BIP2646

Exception condition detected on input node: <insert_1>.

Severity

20 : Error

Explanation

Node <insert_1> has received a message, but an exception was generated whilst initializing it's internal representation. The failure terminal is attached but previous attempts to successfully process this message down this terminal have failed. The MQMD 'backoutCount' of the message now equals the 'backoutThreshold' defined for the WebSphere MQ input queue. Having now reached the 'attempt limit' for processing the message down the failure terminal, the message broker is now putting the message to the requeue or dead letter backout queue associated with this node.

Response

If 'complete' or 'immediate' MRM message body validation is being applied to messages received by this node, it's possible the format of the body of the received message is invalid. Examine further messages to confirm this. Also, examine previous messages to determine why the exception is not being successfully processed when routed down the failure terminal. Correct these situations if possible. Perform any local error recovery processing required.

BIP2647

Error condition detected on input node: <insert_1>.

Severity

20 : Error

Explanation

Node <insert_1> has received a message, but a warning was received from the MQGET operation. The failure terminal is not attached, so the message broker is putting the message directly to the requeue or dead letter backout queue associated with this node.

Response

Examine the other messages to determine why the message is not being received as expected. Correct this situation if possible. Perform any local error recovery processing required.

BIP2648

Message backed out to a queue; node <insert_1>.

Severity

20 : Error

Explanation

Node <insert_1> has received a message which has previously been backed out one or more times because of a processing error in the main path of the message flow. The failure terminal is not attached, so the message broker is putting the message directly to the requeue or dead letter backout queue associated with this node. The MQMD 'backoutCount' of the message now equals the 'backoutThreshold' defined for the WebSphere MQ input queue.

Response

Examine previous messages and the message flow to determine why the message is being backed out. Correct this situation if possible. Perform any local error recovery processing required.

BIP2649

Error condition detected on input node: <insert_1>.

Severity

20 : Error

Explanation

Node <insert_1> has received a message, but a warning was received from the MQGET operation. The failure terminal is attached, but previous attempts to successfully process the message down this terminal have failed. The MQMD 'backoutCount' of the message now equals the 'backoutThreshold' defined for the WebSphere MQ input queue. Having now reached the 'attempt limit' for processing the message down the failure terminal, the message broker is now putting the message to the requeue or dead letter backout queue associated with this node.

Response

Examine previous messages to determine why the message is not being successfully processed when routed down the failure terminal. Correct the situation if possible. Perform any local error recovery processing required.

BIP2650

Message backed out to a queue; node <insert_1>.

Severity

20 : Error

Explanation

Node <insert_1> has received a message which has previously been backed out one or more times because of a processing error in the main path of the message flow. The failure terminal is attached, but previous attempts to successfully process the message down this terminal have also failed. The MQMD 'backoutCount' of the message now equals twice the 'backoutThreshold' defined for the WebSphere MQ input queue. Having now reached the 'attempt limit' for both these paths in the flow, the message broker is now putting the message to the requeue or dead letter backout queue associated with this node.

Response

Examine previous messages and the message flow to determine why the message is being backed out. Also, examine previous messages to determine why the error is not being successfully processed when routed down the failure terminal. Correct these situations if possible. Perform any local error recovery processing required.

BIP2651

Error condition detected on input node: <insert_1>.

Severity

20 : Error

Explanation

Node <insert_1> received a message, but a warning was raised from the MQGET operation.

Response

Examine the other messages to determine why the message is not being received as expected. Correct this situation if possible. Perform any local error recovery processing required.

BIP2652

Message backed out to a queue; node <insert_1>.

Severity

20 : Error

Explanation

Node <insert_1> has received a message which has previously been backed out one or more times because of a processing error in the main path of the message flow.

Response

Examine previous messages and the message flow to determine why the message is being backed out. Correct this situation if possible. Perform any local error recovery processing required.

BIP2653

The WebSphere MQ Queue Manager <insert_1> does not support the MQOptimizedFlow performance options.

Severity

20 : Error

Explanation

The deploy is rejected

Response

None

BIP2654

MQOptimizedFlow is not supported on OS/390

Severity

20 : Error

Explanation

The Configuration Message is rejected

Response

The deploy is rejected

BIP2655

MQOptimizedFlow has detected a non-JMS input message

Severity

10 : Warning

Explanation

An MQOptimizedFlow can only process JMS MQ messages. All input messages must be JMS compliant. If a dead letter queue (DLQ) is defined, the message will be sent to the dead letter queue. If a DLQ is not defined the flow will block

Response

To take advantage of this optimized pubsub node, use the JMS message model

BIP2656

Unable to open queue <insert_1> on WebSphere Broker Queue Manager <insert_2> because the serialization token <insert_3>3 is already in use.

Severity

0 : Information

Explanation

An MQInput node in another message flow has already connected to the shared queue using the same serialization token. This MQInput node will retry to connect to the queue.

Response

No user action required

BIP2657

MQGetNode <insert_6> has completed its MQGET() call. The returned MQ codes are: MQCC=<insert_4>, MQRC=<insert_5>.

Severity

0 : Information

Explanation

MQGetNode <insert_6> has made <insert_3> attempt(s) at calling MQGET() to read queue <insert_2> of queue manager <insert_1>. The last call returned with MQ completion code <insert_4> and reason code <insert_5>.

Response

If the call(s) failed (returned with a non-zero return code), check the error codes and the other information provided to determine the cause of the failure and take any action necessary to resolve the problem. Possible causes include incorrect queue name, queue not readable, and message too large.

BIP2658

MQGetNode <insert_2> is propagating a message to the <insert_1> Terminal.

Severity

0 : Information

Explanation

None

Response

None

BIP2660

The message received at output node <insert_5> is empty. State = <insert_1> <insert_2> <insert_3> <insert_4>

Severity

20 : Error

Explanation

The WebSphere Message Broker output node <insert_5> has received a message for writing to a queue, but the message's bit stream is too short to be a valid message. This situation can occur when a message is built incorrectly by a Compute node (e.g. there is no MQMD).

Response

Check the message flow to determine whether the message is being built correctly, correct the problem and redeploy.

BIP2661

The message received at output node <insert_5> does not contain a valid MQMD. State = <insert_1> <insert_2> <insert_3> <insert_4>

Severity

20 : Error

Explanation

The WebSphere Message Broker output node <insert_5> has received a message to write to an WebSphere output queue, but the message does not contain a valid MQMD. This situation can occur when a output message is built incorrectly using a Compute node.

Response

Check the message flow to determine whether the message is being built correctly. If not, correct the problem and redeploy.

BIP2662

Invalid queue manager or queue name. State = <insert_1> <insert_2> <insert_3> <insert_4>

Severity

20 : Error

Explanation

The queue manager or queue name cannot be converted to a form acceptable to the queue manager. This may be because it contains characters not available in the queue manager's code page or because it is too long

Response

Check the message flow to determine whether the message is being built correctly. If not, correct the problem and redeploy the broker.

BIP2663

Invalid reply to queue manager or queue name in output node <insert_5>. State = <insert_1> <insert_2> <insert_3> <insert_4>

Severity

20 : Error

Explanation

The reply to queue manager or reply to queue name cannot be converted to a form acceptable to the queue manager. This may be because it contains characters not available in the queue manager's code page or because it is too long

Response

Correct the output node's configuration and redeploy the message flow.

BIP2664

It does not currently appear to be possible to get this message. Node <insert_5>. State = <insert_1> <insert_2> <insert_3> <insert_4>

Severity

20 : Error

BIP2665

Output node <insert_5> expected a distribution list but one did not exist. State = <insert_1> <insert_2> <insert_3> <insert_4>

Severity

20 : Error

Explanation

An MQ output node with the "Destination Mode" property set to "list" received a message but there was no valid distribution list, that is, it did not contain a "Destination" folder in turn containing an "MQ" folder.

Response

Check the message flow to determine whether the message is being built correctly, correct the problem and redeploy the broker.

BIP2666

An error occurred in node <insert_7> when opening queue <insert_6> on queue manager <insert_5>. State = <insert_1> <insert_2> <insert_3> <insert_4>

Severity

20 : Error

Explanation

An error occurred when a message flow node attempted to open a queue. The reason code from the MQOPEN is displayed as the 3rd (native error) state.

Response

Check the WebSphere MQ completion and reason codes in the WebSphere MQ Application Programming Reference manual to establish the cause of the error, taking any appropriate action. It may be necessary to restart the message broker after you have performed this recovery action.

BIP2667

An error occurred in node <insert_7> writing message to queue <insert_6> on queue manager <insert_5>. State = <insert_1> <insert_2> <insert_3> <insert_4>

Severity

20 : Error

Explanation

An error occurred when a message flow node attempted to write a message to a queue. The reason code from the MQPUT is displayed as the 3rd (native error) state.

Response

Check the WebSphere MQ completion and reason codes in the WebSphere MQ Application Programming Reference manual to establish the cause of the error, taking any appropriate action. It may be necessary to restart the message broker after you have performed this recovery action.

BIP2668

A single error occurred in output node <insert_1> during destination list processing.

Severity

20 : Error

Explanation

One error occurred while processing a destination list (i.e. whilst putting many messages).

Response

Check the following messages for details of the errors and the preceding messages for details of the effect these have had on message processing.

BIP2669

Multiple errors occurred in output node <insert_5> during destination list processing. State = <insert_1> <insert_2> <insert_3> <insert_4>

Severity

20 : Error

Explanation

More than one error occurred while processing a destination list (i.e. whilst putting many messages).

Response

Check the following messages for details of the errors and the preceding messages for details of the effect these have had on message processing.

BIP2670

Output node <insert_5> received a distribution list containing an invalid folder. State = <insert_1> <insert_2> <insert_3> <insert_4>

Severity

20 : Error

Explanation

An MQ output node with the "Destination Mode" property set to "list" received a message containing a distribution list. However the "MQ" folder contained an invalid folder. The only folders allowed in this situation are "Defaults" and "DestinationData".

Response

Check the message flow to determine whether the message is being built correctly, correct the problem and redeploy the broker.

BIP2671

Output node <insert_7> received a distribution list in which the folder <insert_5> contained the invalid field <insert_6>. State = <insert_1> <insert_2> <insert_3> <insert_4>

Severity

20 : Error

Explanation

An MQ output node with the "Destination Mode" property set to "list" received a message containing a distribution list. However the "Defaults" or "DestinationData" folder contained an invalid field. Only specific field names are allowed in this situation.

Response

Check the message flow to determine whether the message is being built correctly, correct the problem and redeploy the broker.

BIP2672

Output node <insert_7> received a distribution list in which the field <insert_5> contained the invalid value <insert_6>. State = <insert_1> <insert_2> <insert_3> <insert_4>

Severity

20 : Error

Explanation

An MQ output node with the "Destination Mode" property set to "list" received a message containing a distribution list. However the "Defaults" or "DestinationData" folder contained a field with an invalid value. Only specific values are allowed in this situation.

Response

Check the message flow to determine whether the message is being built correctly, correct the problem and redeploy the broker.

BIP2673

Unable to rollback a WebSphere MQ transaction; MQBACK failed; queue manager=<insert_1>, MQCC=<insert_2>, MQRC=<insert_3>; message flow node. Use the WebSphere MQ return code and reason code returned to establish the cause of the error and take appropriate action. To protect the transaction this process will now terminate as the transaction state has become and may remain in doubt.

Severity

20 : Error

Explanation

An attempt to rollback a WebSphere MQ unit of work using the MQBACK functions has failed. The WebSphere MQ return code and reason code returned from MQBACK are displayed.

Response

Check the WebSphere MQ completion and reason codes in the WebSphere MQ Application Programming Reference manual to establish the cause of the error, taking any appropriate action. It may be necessary to restart the message broker after you have performed this recovery action.

BIP2674

A broken connection to WebSphere MQ queue manager has been reported with WebSphere MQ reason code <insert_1>.

Severity

20 : Error

Explanation

A call to a WebSphere MQ API has returned with a reason code of <insert_1>, which indicates that the current connection is no longer useable. Further messages indicate what effect this failure has on WebSphere Message Broker components.

Response

Check the WebSphere MQ reason code in the Application Programming Reference section of the WebSphere MQ information center to establish the cause of the error, and take the appropriate action.

BIP2675

The queue manager is reporting the next message in our current message group is not available.

Severity

10 : Warning

Explanation

Queue manager <insert_1> returned a 2033 whilst reading queue <insert_2>. The message group identifier is <insert_3> and the last sequence number processed was <insert_4>. This message group is incomplete. The MQInput nodes All Messages Available option was set to <insert_5>.

Response

If the All Messages Available option was selected then all the messages must have been available for the message group to have started. Check to see if any messages have expired or if any other applications are retrieving messages off this queue. If the All Messages Available option was not selected then the message group could have started before all the messages were available. Check why all the group messages are not available on the input queue.

BIP2701

The user ID <insert_1> has been truncated to 12 characters.

Severity

10 : Warning

Explanation

The user ID <insert_1> is too long to fit into the MQMD.UserIdentifier field, and was truncated to 12 characters.

Response

Specify a new user ID that is 12 characters or less.

BIP2702

The identity (type <insert_1>, token <insert_2>, issued by <insert_3>) failed authentication with security provider <insert_4>.

Severity

10 : Warning

Explanation

Either the security provider specified does not know about the given identity, or the supplied password was incorrect.

Response

Check that the specified security provider contains the given identity. If it does, ensure that that the supplied password is correct.

BIP2703

The identity (type <insert_1>, token <insert_2>, issued by <insert_3>) was not authorized by security provider <insert_4> to access flow <insert_5>.

Severity

10 : Warning

Response

If access is expected, check that the specified security provider has been configured to allow access to the given flow.

BIP2704

The identity provider <insert_1> cannot process mapping requests.

Severity

10 : Warning

Explanation

A security profile with identity provider <insert_1> has been selected on a flow. This provider does not support mapping requests.

Response

Either choose a security provider that supports mapping, or disable mapping.

BIP2705

The identity provider <insert_1> does not exist.

Severity

10 : Warning

Explanation

A flow's security profile specifies an identity provider that is not supported.

Response

Choose a different security provider.

BIP2706

The identity provider <insert_1> cannot process authentication requests.

Severity

10 : Warning

Explanation

A flow's security profile specifies an identity provider that does not support authentication requests.

Response

Either choose a security provider that supports authentication, or disable authentication.

BIP2707

The identity provider <insert_1> cannot process authorization requests.

Severity

10 : Warning

Explanation

A flow's security profile specifies an identity provider that does not support authorization requests.

Response

Either choose a security provider that supports authorization, or disable authorization.

BIP2708

An input message to flow <insert_1> does not have an identity.

Severity

10 : Warning

Explanation

Input messages to the flow must have an identity for access.

Response

Modify the client calling the flow to provide an identity for the message.

BIP2709

The security profile <insert_1> specifies an invalid TFIM server URL <insert_2>.

Severity

20 : Error

Explanation

The security profile <insert_1> has specified Tivoli Federated Identity Manager (TFIM) for authentication, mapping, or authorization, but the URL to the TFIM server is not valid.

Response

Change the security profile using the command `mqsichangeproperties` or the broker toolkit. Enter the URL of the TFIM server (for example: `http://tfimserver:9080`) as the configuration parameter for each operation provided by TFIM.

BIP2710

An HTTP or HTTPS request could not be made to TFIM, for security profile <insert_1>.

Severity

20 : Error

Explanation

The security profile <insert_1> has specified Tivoli Federated Identity Manager (TFIM) for authentication, mapping, or authorization but the HTTP or HTTPS request to TFIM could not be made.

Response

Review previous error messages to find additional information.

Check that the URL to the TFIM server is specified correctly in the security profile, and that the TFIM is configured and running correctly.

BIP2711

An HTTP or HTTPS request to TFIM for security profile <insert_1> was not successful. The HTTP status class is <insert_2>. The body of the reply is: <insert_3>3

Severity

20 : Error

Explanation

The security profile <insert_1> has specified Tivoli Federated Identity Manager (TFIM) for authentication, mapping, or authorization, but the request to TFIM was not successful.

Response

The reply might give details of the TFIM server error.

Ensure that the TFIM server is correctly deployed and available to process requests.

Check that the TFIM configuration is correct, in particular that there is a module chain configured to handle the security request.

BIP2712

An unexpected response was received from TFIM when a security operation was performed for security profile <insert_1>. TFIM might have provided information about this error, as follows: <insert_2>2

Severity

20 : Error

Explanation

The security profile <insert_1> has specified Tivoli Federated Identity Manager (TFIM) for authentication, mapping, or authorization. An unexpected response was received from TFIM.

Response

Ensure that the TFIM Security Token Service is correctly deployed and configured to process requests.

Check that the TFIM configuration in the security profile contains the correct TFIM server URL.

BIP2713

The creation of <insert_1> security provider failed.

Severity

10 : Warning

Explanation

A security profile with a <insert_1> security provider has been selected on a flow. This provider exists, but an instance of it could not be created.

Response

Check that the configuration for the security provider specified in the security profile is correct.

BIP2714

The identity (type <insert_1>, token <insert_2>, issued by <insert_3>) cannot be used with security provider <insert_4>

Severity

10 : Warning

Explanation

The chosen security provider cannot process all identity types and in particular does not support identities of type <insert_1>.

Response

Choose a security provider that can support the specified type.

BIP2715

Security profile <insert_1> does not exist on the broker.

Severity

10 : Warning

Response

Either choose a security profile that exists on the broker or create this profile on the broker, then redeploy.

BIP2716

A request was successfully made to the TFIM Security Token Service to map an identity (type <insert_1>, token <insert_2>, issued by <insert_3>). However, the TFIM response did not contain a supported security token representing the mapped identity.

Severity

10 : Warning

Explanation

The Tivoli Federated Identity Manager (TFIM) security provider made a request to the TFIM Security Token Service, supplying an identity to be mapped. TFIM replied, but the reply did not contain a supported security token representing the mapped identity. The module chain invoked by TFIM must map the identity and issue a security token of a type supported by the broker.

Response

Ensure that TFIM is correctly configured to process the mapping request. In particular check that the correct module chain is invoked by TFIM, and that the module chain is configured correctly.

BIP2717

A valid identity token could not be located in the body of the message on node <insert_1> using path <insert_2>.

Severity

20 : Error

Explanation

The path expression either does not evaluate to an element in the message, or the element is of the wrong type.

Response

Check that the path expression returns a valid element on all incoming messages, and that a parser has

been selected on the input node. (It is not possible to evaluate a path expression against a BLOB.)

BIP2718

A valid password could not be located in the body of the message on node <insert_1> using path <insert_2>.

Severity

20 : Error

Explanation

The path expression either does not evaluate to an element in the message, or the element is of the wrong type.

Response

Check that the path expression returns a valid element on all incoming messages, and that a parser has been selected on the input node. (It is not possible to evaluate a path expression against a BLOB.)

BIP2719

A valid identity issuer could not be located in the body of the message on node <insert_1> using path <insert_2>.

Severity

20 : Error

Explanation

The path expression either does not evaluate to an element in the message, or the element is of the wrong type.

Response

Check that the path expression returns a valid element on all incoming messages, and that a parser has been selected on the input node. (It is not possible to evaluate a path expression against a BLOB.)

BIP2720

A compatible identity was not found for propagation. An identity of type <insert_1> or <insert_2> is needed.

Severity

20 : Error

Explanation

An output node with Identity Propagation enabled failed to locate a compatible identity type in the Properties folder.

Response

Ensure that all input nodes either have a security profile enabled, or point to an Identity in the incoming message and optionally map the identity to a type compatible with the output node.

BIP2721

Failed to bind to the LDAP server <insert_1> with user name <insert_2>. Possible explanation: <insert_3>3

Severity

20 : Error

Response

Ensure that the server address is correct.

Use mqsisetdbparms to check that the user name and password are valid.
If the user name is "anonymous", ensure that the LDAP server accepts anonymous binds.

BIP2722

The security cache has been cleared of all entries.

Severity

10 : Warning

Response

No action is required.

BIP2723

The following user name tokens were removed from the security cache: <insert_1>1

Severity

10 : Warning

Response

No action is required. Note that the tokens might not necessarily have been present in the cache prior to this operation.

BIP2724

A configuration exception was caught during security processing of flow <insert_1> using security profile <insert_2>.

Severity

10 : Warning

Explanation

The error might have been caused by either a misconfigured security profile or an error within a security provider.

Response

Review other error messages to find additional information.

BIP2725

A configuration exception was caught during security processing of flow <insert_1> using security profile <insert_2>. The error has been logged.

Severity

10 : Warning

Response

Try again and if security processing of messages on this flow continues to fail, contact your system administrator.

BIP2726

The search of LDAP group <insert_1> with user name <insert_2> failed. The following explanation was returned: <insert_3>3

Severity

20 : Error

Explanation

An attempt was made to get the members of group <insert_1>, using a bind with user name <insert_2>.

Response

Ensure that the user name supplied has permission to search for this group. If necessary use mqsisetdbparms to specify a different user name and password to bind to the server.

BIP2727

No results were retrieved when searching LDAP group <insert_1> with user name <insert_2>.

Severity

20 : Error

Explanation

An attempt was made to get the members of group <insert_1>, using a bind with user name <insert_2>.

Response

Ensure that the user name supplied has permission to search for this group. If necessary use mqsisetdbparms to specify a different user name and password to bind to the server.

BIP2728

Failed to search LDAP for user <insert_1> with user name <insert_2> for binding. The following explanation was returned: <insert_3>

Severity

20 : Error

Explanation

An attempt was made to get the full Distinguished Name of <insert_1>, using a bind with user name <insert_2>.

Response

Ensure that the user name supplied has permission to look up the given user. If necessary use mqsisetdbparms to specify a different user name and password to bind to the server.

BIP2729

Conflicting information was specified in security profile <insert_1>. For <insert_6> security providers, parameter <insert_2> (set to <insert_3>) is incompatible with parameter <insert_4> (set to <insert_5>).

Severity

20 : Error

Response

Use mqsischangeproperties to check and update the security profile.

BIP2730

The <insert_1> security provider for security profile <insert_2> in message flow <insert_3> could not be created.

Severity

10 : Warning

Explanation

A security profile with a <insert_1> security provider was selected on a flow. Although this provider exists, an instance of it could not be created.

Response

Check that the configuration for the security provider specified in the profile is correct.
Review other error messages in the event log or syslog, and in User Trace to find additional information.

BIP2731

Security profile <insert_1> contains an invalid configuration. Property <insert_2> is set to <insert_3>. This property can have the following values: <insert_4>4

Severity

20 : Error

Response

Use mqsischangeproperties to correct the value of the property.

BIP2801

Unable to load implementation file <insert_1>, rc=<insert_2>.

Severity

20 : Error

Explanation

The message broker detected an error whilst loading a loadable implementation file.

Response

Ensure that the file exists.

BIP2802

Unable to locate entry point <insert_2> in implementation file <insert_1>.

Severity

20 : Error

Explanation

The message broker detected an error whilst locating an entry point in a loadable implementation file.

Response

Ensure that you have the correct version of the loadable implementation file. If you cannot resolve the problem contact your IBM support center.

BIP2803

Broker <insert_1> (UUID <insert_2>) received an internal configuration response message for execution group <insert_3> that contained no data.

Severity

0 : Information

Explanation

The execution group failed to provide an adequate internal configuration response message.

Response

Use the system log messages to determine why the execution group failed to provide a complete internal configuration response message. You should check that your system is not running short of resources: for example, you may need to increase the WebSphere log size. Reducing the complexity of

the deploy by reducing the number of execution groups may also help to alleviate this problem. Correct the problem and redeploy the broker's configuration from the Message Brokers Toolkit, mqsideploy command or Config Manager Proxy. Contact your IBM support center if you are unable to resolve the problem.

BIP2804

The broker has detected that Execution Group <insert_1>, process ID <insert_2>, has not shutdown.

Severity

20 : Error

Explanation

An attempt was made to stop an Execution Group process by issuing an internal configuration message to the Execution Group. The Execution Group process has not yet shut down.

Response

Use the system Log to investigate why the Execution Group process could not shutdown. It is expected that the Execution Group will eventually shutdown normally. This message is repeated at 1 minute intervals. However, it is possible that you may need to stop the Execution Group manually. If the broker was configured as a WebSphere MQ trusted application then refer to the WebSphere MQ reference manuals to determine how to stop the Execution Group executable. Ensure that any database locks held by the Execution Group are released if the process is forced. Contact your IBM support center if you are unable to determine the reason for this problem.

BIP2805

Broker <insert_1> could not process an internal configuration message.

Severity

20 : Error

Explanation

The problem was caused by a failure to parse the internal configuration message. The internal configuration message is rejected.

Response

Use the system log messages output prior to this message to diagnose the problem with the internal configuration message. Correct and redeploy the broker configuration message. Contact your IBM support center if you are unable to resolve the problem.

BIP2806

The broker was unable to publish to WebSphere MQ Queue <insert_1>.

Severity

20 : Error

Explanation

A publish event could not be sent because the WebSphere MQ message queue was not available.

Response

You should investigate why the message queue was not available by reviewing the system log messages. The current published state of the broker will be incorrect.

BIP2807

The broker received a negative response to a 'stopped' publish event, response is <insert_1>.

Severity

20 : Error

Explanation

A 'stopped' publish event failed, use the response to determine the cause of the failure.

Response

The broker continues to run but the current published state of the broker will be incorrect until the next successful publish event. Contact your IBM support center.

BIP2808

The broker was unable to access its startup singleton classes.

Severity

20 : Error

Explanation

An attempt was made to access a singleton class, this singleton class was not initialized correctly.

Response

The broker will not start. Obtain Service trace for the failing component and contact your IBM support center.

BIP2809

The broker was unable to receive a 'started' publish event response.

Severity

20 : Error

Explanation

A response from a 'started' publish event could not be received.

Response

The broker continues to start-up but the current published state of the broker will be incorrect. Contact your IBM support center.

BIP2810

The broker received a negative response to a 'started' publish event, response is <insert_1>.

Severity

20 : Error

Explanation

A 'started' publish event failed, use the response to determine the cause of the failure.

Response

The broker continues to run but the current published state of the broker will be incorrect until the next successful publish event. Contact your IBM support center.

BIP2811

The broker was unable to receive a 'stopped' publish event response.

Severity

20 : Error

Explanation

A response from a 'stopped' publish event could not be received.

Response

The broker continues to shutdown but the current published state of the broker will be incorrect. Contact your IBM support center.

BIP2812

Broker <insert_1> (UUID <insert_2>) could not process an internal configuration response message for Execution Group <insert_3>.

Severity

20 : Error

Explanation

The problem was caused by a failure to parse the internal configuration response message. The internal configuration response message is treated as an 'unknown' failure.

Response

Use the system log messages to diagnose the reason for the parse failure. Correct and redeploy the broker configuration message. Contact your IBM support center if you are unable to resolve the problem.

BIP2813

Broker <insert_1> (UUID <insert_2>) could not process an internal configuration response message for Execution Group <insert_3> to completion: missing tag <insert_4>.

Severity

20 : Error

Explanation

The internal configuration response message returned by the Execution Group was incomplete.

Response

Use the system log messages to determine why the Execution Group failed to respond correctly. Redeploy the broker's configuration if you are able to resolve the problem. Contact your IBM support center if you are unable to resolve the problem.

BIP2814

Broker could not initialize semaphore <insert_1>.

Severity

20 : Error

Explanation

An internal semaphore could not be initialized, this semaphore controls database access.

Response

Use the system log messages to determine why the semaphore failed to be initialized. Contact your IBM support center if you are unable to resolve the problem.

BIP2815

Broker could not create a connection to its database.

Severity

20 : Error

Explanation

An ODBC connection could not be created by the broker to access its internal persistent store tables.

Response

Use the system log messages to determine why the database connection failed to be created. Contact your IBM support center if you are unable to resolve the problem.

BIP2816

Broker could not access database class ImbAAOdbc.

Severity

20 : Error

Explanation

An ODBC connection class could not be accessed. An attempt was made to use the class instance after it had been prepared for destruction.

Response

Use the system log messages to determine if there were any unusual circumstances prior to this message being issued. Contact your IBM support center to report this logic error. Restart the broker.

BIP2817

Broker could not initialize.

Severity

20 : Error

Explanation

A failure was detected while initializing data used by the bipbroker executable during broker startup. This may have been caused as a result of a previous broker failing to shutdown normally. Use IPCS together with the information contained in the files in the products locks directory to verify that the brokers shared semaphores are available for use.

Response

Collect all diagnostics produced and Contact your IBM support center.

BIP2818

Broker failed to create semaphore

Severity

30 : Severe error

Explanation

An internal semaphore could not be created.

Response

Use the system log messages to determine why the semaphore failed to be created. Contact your IBM support center if you are unable to resolve the problem.

BIP2819

Broker detected invalid semaphore

Severity

30 : Severe error

Explanation

An internal semaphore has an invalid handle value.

Response

Use the system log messages to determine why the semaphore has become invalid. Contact your IBM support center if you are unable to resolve the problem.

BIP2820

The broker has detected an uninitialized semaphore.

Severity

30 : Severe error

Explanation

An internal semaphore has not been initialized.

Response

Use the system log messages to determine why the semaphore has not been initialized. Contact your IBM support center if you are unable to resolve the problem.

BIP2821

Broker detected initialized semaphore

Severity

30 : Severe error

Explanation

An internal semaphore is initialized, which is an invalid state for the initialization phase.

Response

Use the system log messages to determine why the semaphore has apparently been initialized twice. Contact your IBM support center if you are unable to resolve the problem.

BIP2822

Broker problem with time-related system call

Severity

30 : Severe error

Explanation

A system call to determine or calculate a time failed.

Response

Use the system log messages to determine why the system call failed. Contact your IBM support center if you are unable to resolve the problem.

BIP2823

A component integrity check failed.

Severity

0 : Information

Explanation

The component startup process ran an integrity check on the component's configuration, and found errors. Previous messages should indicate the errors found.

Response

Examine previous messages to determine the cause of the failure. Correct the errors, and restart the

component.

BIP2824

Broker <insert_1> has failed to connect to WebSphere MQ. The reason code is <insert_2>. No broker components will be started until the queue manager becomes available.

Severity

0 : Information

Explanation

During Broker <insert_1> startup, an attempt to connect to the queue manager failed with a reason code of <insert_2>. This will prevent any further broker components from starting.

Response

Ensure that the queue manager has started successfully. Investigate and resolve the WebSphere MQ queue manager problem.

BIP2826

Execution Group termination wait timer reached.

Severity

20 : Error

Explanation

An attempt was made to stop an Execution Group process by issuing an internal configuration message to the Execution Group. The Execution Group process has not yet shut down.

Response

Please refer to previous messages for more details of Execution Group. Use the system Log to investigate why the Execution Group process could not shutdown. This message is issued to enable customers to be aware of possible shutdown problems. However, it is possible that you may need to stop the Execution Group manually. Contact your IBM support center if you are unable to determine the reason for this problem.

BIP2827

Broker <insert_1> (UUID <insert_2>) received an internal configuration message that specified a 64-bit execution group; this broker is only capable of supporting 32-bit execution groups.

Severity

10 : Warning

Explanation

The platform on which the broker is running does not support 64-bit execution group process; only 32-bit execution groups can be created on such platforms.

Response

A 32-bit execution group has been created. To avoid seeing this warning deploy only 32-bit execution groups to this broker, or create a broker on a 64-bit-capable platform and deploy the configuration to that broker.

BIP2828

Broker <insert_1> (UUID <insert_2>) received an internal configuration message that specified a 32-bit execution group; this broker is only capable of supporting 64-bit execution groups.

Severity

10 : Warning

Explanation

The platform on which the broker is running does not support 32-bit execution group process; only 64-bit execution groups can be created on such platforms.

Response

A 64-bit execution group has been created. To avoid seeing this warning deploy only 64-bit execution groups to this broker, or create a broker on a 32-bit-capable platform and deploy the configuration to that broker.

BIP2901

The character data <insert_1> returned by the database could not be converted to Unicode.

Severity

10 : Warning

Explanation

This situation arises because databases sometimes return garbage for their SQL states or error text. This return data typically has no significance.

Response

No user action required.

BIP2902

The text message returned from the database could not be converted to the local codepage, SQLState (<insert_1>), native error (<insert_2>).

Severity

10 : Warning

Explanation

The text message returned from the database could not be converted to the local codepage.

Response

No user action required.

BIP2903

(<insert_1>, <insert_2>) : Invalid Exception Type (<insert_3>) used when calling the THROW statement. Valid exception types are <insert_4>.

Severity

20 : Error

Explanation

An Invalid Exception Type (<insert_3>) was used as the first argument of the THROW statement. The valid Exception Types are <insert_4>.

Response

Correct the syntax of your ESQL expression in node <insert_1>, around line and column <insert_2>, then redeploy the message flow: Correct the Exception Type and redeploy the messageflow.

BIP2904

(<insert_1>, <insert_2>) : Mismatch found between EXTERNAL NAME and LANGUAGE clauses on the a routine definition.

Severity

20 : Error

Explanation

A routine with a LANGUAGE clause of ESQL is not allowed to have an EXTERNAL NAME clause, but routines with a LANGUAGE JAVA or a LANGUAGE DATABASE clause require one

Response

Correct the syntax of your ESQL expression in node <insert_1>, around line and column <insert_2>, then redeploy the message flow.

BIP2905

(<insert_1>, <insert_2>) : The expression passed to the <insert_3> statement as parameter <insert_5> must evaluate to a <insert_4> value.

Severity

20 : Error

Explanation

Parameter <insert_5> for the <insert_3> statement must evaluate to a <insert_4> value.

Response

Correct the syntax of your ESQL expression in node <insert_1>, around line and column <insert_2>, then redeploy the message flow.

BIP2906

(<insert_1>, <insert_2>) : The data type <insert_3> is not a valid data type for parameter <insert_4> of the <insert_5> statement. This parameter should be of data type <insert_6>. The value passed was <insert_7>.

Severity

20 : Error

Explanation

The <insert_4> parameter is not of the correct data type for this statement (<insert_5>).

Response

Correct the syntax of your ESQL expression in node <insert_1>, around line and column <insert_2>, then redeploy the message flow: Ensure that the argument(s) passed to this statement are of the correct data type.

BIP2907

(<insert_1>, <insert_2>) : The bit stream <insert_3> passed to the PARSE clause of the CREATE statement is not a valid bit stream.

Severity

20 : Error

Explanation

The bit stream <insert_3> is invalid.

Response

Correct the syntax of your ESQL expression in node <insert_1>, around line and column <insert_2>, then redeploy the message flow. Ensure that the bit stream you use in this statement is valid.

BIP2908

(<insert_1>, <insert_2>) : The DOMAIN name <insert_3> passed to the DOMAIN clause of the CREATE

statement is not a valid Root Element Name.

Severity

20 : Error

Explanation

The DOMAIN name <insert_3> is an invalid Root Element Name.

Response

Correct the syntax of your ESQL expression in node <insert_1>, around line and column <insert_2>, then redeploy the message flow: Ensure that the DOMAIN name used in this statement is valid. You should check for other messages issued with this one for the full context of this error.

BIP2909

(<insert_1>, <insert_2>) : Exception throw whilst processing the CREATE statement

Severity

20 : Error

Explanation

The CREATE statement has been unable to be completed due to an exception being thrown whilst evaluating the PARSE clause. . Additional information available is: <insert_3>

Response

Correct the syntax of your ESQL expression in node <insert_1>, around line and column <insert_2>, then redeploy the message flow: You should check for other messages issued with this one for the full context of this error.

BIP2910

(<insert_1>, <insert_2>) : SELECT list item must be a scalar

Severity

20 : Error

Explanation

The SELECT clause of a SELECT statement contains an item which could be a list. This cannot be used with the column functions: SUM, MAX or MIN.

Response

Correct the syntax of your ESQL expression in node <insert_1>, around line and column <insert_2>, then redeploy the message flow.

BIP2911

(<insert_1>, <insert_2>) : Search condition for an IF statement must be a boolean expression

Severity

20 : Error

Explanation

The condition for an IF statement must be an expression which evaluates to a boolean result: TRUE, UNKNOWN or FALSE The expression used was the wrong type.

Response

Correct the syntax of your ESQL expression in node <insert_1>, around line and column <insert_2>, then redeploy the message flow.

BIP2912

(<insert_1>, <insert_2>) : Type mismatch on RETURN

Severity

20 : Error

Explanation

A RETURN expression is of an unexpected type. This can occur when a statement is implicitly parsed as a RETURN statement, such as when a function is used without assigning the return value.

Response

Correct the syntax of your ESQL expression in node <insert_1>, around line and column <insert_2>, then redeploy the message flow.

BIP2913

An attempt was made to access a database without specifying a datasource. Please specify a datasource and redeploy the message flow.

Severity

20 : Error

Explanation

A database cannot be accessed without specifying a datasource.

Response

Specify the missing datasource and redeploy the message flow.

BIP2914

(<insert_1>, <insert_2>) : Duplicate label

Severity

20 : Error

Explanation

A labeled statement cannot contain another labeled statement with the same label, either directly or indirectly.

Response

Correct the syntax of your ESQL expression in node <insert_1>, around line and column <insert_2>. Choose a different label for one of the statements and redeploy the message flow.

BIP2915

(<insert_1>, <insert_2>) : Mismatched start and end labels

Severity

20 : Error

Explanation

This error can simply be that the start and end labels are mismatched or it can be indicative of an error in the nesting of statements.

Response

Correct the syntax of your ESQL expression in node <insert_1>, around line and column <insert_2>, then redeploy the message flow: Correct one of the labels or the nesting of statements and redeploy the message flow.

BIP2916

(<insert_1>, <insert_2>) : Correlation names cannot be qualified.

Severity

20 : Error

Explanation

Correlation names (the first name in a field reference) must be a simple name identifier. They cannot be qualified by a type, an index, a list specifier ([]) nor may the name be calculated by an expression.

Response

Correct the syntax of your ESQL expression in node <insert_1>, around line and column <insert_2>, then redeploy the message flow: Ensure that all correlation names are unqualified.

BIP2917

A call to the Java method <insert_1> with parameters <insert_3> failed because a Java Exception occurred. The Java Exception information is <insert_2>.

Severity

20 : Error

Explanation

An attempt was made to invoke the Java method <insert_1>, but the method threw an exception. Typically the exception occurs because of a coding error in the Java method or an error in the JVM (such as Out of Memory). The Java exception information was <insert_2>. The parameters passed into the method were <insert_3>.

Response

Examine and correct the Java method.

BIP2918

Node <insert_7>: Executing Java Method <insert_3> derived from (<insert_1>, <insert_2>). Parameters passed <insert_4>. Resulting parameter values <insert_5>. Return value <insert_6>.

Severity

0 : Information

BIP2919

(<insert_1>, <insert_2>) : An error occurred when invoking the Java method <insert_3>. The parameters passed to the method were <insert_4>.

Severity

20 : Error

Explanation

Other messages give an indication of context of this error.

BIP2920

When attempting to obtain a procedure definition, the database reported that the procedure <insert_1> does not exist, or cannot be accessed.

Severity

20 : Error

Explanation

If the procedure <insert_1> does not exist, you must create it before it can be called. Otherwise, ensure that the EXTERNAL NAME matches the name by which the procedure is known to the database, including

any necessary schema or package qualifiers.

Response

Make sure that this procedure exists, and that you have authority to access it and have qualified the EXTERNAL NAME if necessary, then redeploy the message flow.

BIP2921

The procedure <insert_1> with <insert_2> parameters could not be matched with a corresponding Database stored procedure.

Severity

20 : Error

Explanation

Stored Procedures must match the ESQL CREATE PROCEDURE definition in the following ways: 1: The ESQL parameters must all be of SCALAR type. 2: The directions of each ESQL and Database parameter (IN / OUT / INOUT) must match. 3: The number of parameters in both the ESQL and database definitions must match.

Response

Ensure these conditions are met and redeploy the message flow.

BIP2922

The database reports that the procedure <insert_1> in schema <insert_2> has <insert_3> overloaded versions. This is not supported, as it cannot be determined which of the <insert_3> definitions is required.

Severity

20 : Error

Explanation

If the procedure <insert_1> is not already qualified with a schema name, qualification may remove this problem. Otherwise ensure that the procedure <insert_1> is the only procedure of this name within schema <insert_2>

Response

Correct this problem and redeploy the messageflow.

BIP2923

(<insert_1>, <insert_2>) : A CALL to the procedure <insert_3> failed as it could not find a database definition for this procedure. Please check that this procedure exists in the database and that it's definition matches the ESQL definition.

Severity

20 : Error

Explanation

If the procedure <insert_3> does not exist it will need to be created before it can be called. Otherwise ensure that the EXTERNAL NAME <insert_4> matches the name by which it is known to the Database, including any necessary schema/package qualifiers.

Response

Correct the syntax of your ESQL expression in node <insert_1>, around line and column <insert_2>, then redeploy the message flow: Make sure that this procedure exists and you have authority to access it and have qualified the EXTERNAL NAME if necessary, then redeploy the message flow.

BIP2924

(<insert_1>, <insert_2>) : A CALL to the procedure <insert_3> failed as a database definition for this procedure could not be found in the schema <insert_4>.

Severity

20 : Error

Explanation

If the procedure <insert_3> does not exist it will need to be created before it can be called. Otherwise ensure that the schema <insert_4> matches the schema name by which this procedure is known to the Database.

Response

Correct the syntax of your ESQL expression in node <insert_1>, around line and column <insert_2>, then redeploy the message flow: Please check that this procedure exists in the schema <insert_4> and that its definition matches the ESQL definition. Otherwise you will need to qualify the EXTERNAL NAME of this procedure on the CREATE PROCEDURE statement with the correct Database schema.

BIP2925

(<insert_1>, <insert_2>) : A byte array literal must have an even number of digits.

Severity

20 : Error

Explanation

This is most likely to have been caused by attempting to use a X' literal with an odd number of digits (0-9, A-F, a-f) between the quotes.

Response

Correct the syntax of your ESQL expression in node <insert_1>, around line and column <insert_2>, then redeploy the message flow: Ensure that the literal has an even number of digits.

BIP2926

(<insert_1>, <insert_2>) : A CALL to procedure <insert_3> failed as multiple procedure definitions match this procedure in the schema <insert_4>. Change the database procedure name to make it unique as overloaded procedures in the same schema are not supported.

Severity

20 : Error

Explanation

The procedure definition must be unique within the schema <insert_4>.

Response

Correct the syntax of your ESQL expression in node <insert_1>, around line and column <insert_2>, then redeploy the message flow: Please check with the database that this procedure exists once only in the supplied schema.

BIP2927

The Java method <insert_1> was found but it has a 'throws' clause

Severity

20 : Error

Explanation

The Java method <insert_1> must not have a 'throws' clause

Response

Examine and correct the SQL program to ensure that no referenced Java methods have 'throws' clauses.

BIP2928

The Java method <insert_1> was found but its return type does not match the ESQL return type

Severity

20 : Error

Explanation

The Java method <insert_1> has a return type that does not match its ESQL return type. Correct the ESQL return type or change the Java return type

Response

Examine and correct the SQL program.

BIP2929

(<insert_1>, <insert_2>) : Mismatch found between LANGUAGE DATABASE and RETURNS clauses

Severity

20 : Error

Explanation

A LANGUAGE DATABASE routine is not allowed to have a RETURNS clause.

Response

Correct the syntax of your ESQL expression in node <insert_1>, around line and column <insert_2>, then redeploy the message flow.

BIP2930

A function or procedure was called but the value supplied for the <insert_1> parameter was of type <insert_2> but the function/procedure expects value of type <insert_3>

Severity

20 : Error

Explanation

Functions and procedures require an exact matching between the data type of values supplied as parameters and the data type in its definition.

Response

Examine and correct the SQL program

BIP2931

A function or procedure was called, but the value supplied for the <insert_1> parameter was not a reference. The function or procedure expects a reference.

Severity

20 : Error

Explanation

Functions and procedures do not allow data types other than references (for example, expressions) to be used for IN or INOUT parameters that are defined to be references.

Response

Examine and correct the ESQL program.

BIP2932

A function or procedure was called but the value supplied for the <insert_1> parameter was not a reference but the definition of the function/procedure requires a reference.

Severity

20 : Error

Explanation

Functions and procedures require references to be supplied for OUT and INOUT scalar parameters so that the resulting value can be assigned to its target.

Response

Examine and correct the SQL program

BIP2933

A function or procedure was called but the value supplied for the <insert_1> parameter was not a reference to a reference variable but the definition of the function/procedure requires a reference to a reference variable.

Severity

20 : Error

Explanation

Functions and procedures require references to reference variables to be supplied for OUT and INOUT reference parameters so that the resulting value can be assigned to its target.

Response

Examine and correct the SQL program

BIP2934

Error detected whilst executing the function or procedure <insert_1>.

Severity

20 : Error

Explanation

The message broker detected an error whilst executing the function or procedure <insert_1>. An exception has been thrown to cut short the processing of the message.

Response

See the following messages for details of the error.

BIP2935

(<insert_1>, <insert_2>) : An expression which evaluates to a scalar variable or a field is required here.

Severity

20 : Error

Explanation

The expression supplying the parameter must evaluate to a value of a suitable type. The given expression cannot possibly do so.

Response

Correct the syntax of your ESQL expression in node <insert_1>, around line and column <insert_2>, then redeploy the message flow.

BIP2936

A RETURN statement attempted to return a value of type <insert_1> but the containing routine is defined to return a value of type <insert_2>.

Severity

20 : Error

Explanation

An exact match between the datatype of the value returned by a return statement and the datatype specified on the routine declaration is required.

Response

Examine and correct the SQL program

BIP2937

An attempt was made to define the function or procedure <insert_1> but a function or procedure with this name already exists.

Severity

20 : Error

Explanation

An attempt was made to define the function or procedure <insert_1> but a function or procedure with this name already exists. Function and procedure names are case insensitive, occupy the same name space and must be unique regardless of the number or type of their parameters

Response

Examine and correct the SQL program

BIP2938

An attempt was made to execute the non existent function or procedure <insert_1>.

Severity

20 : Error

Explanation

An attempt was made to execute the function or procedure <insert_1> but no such function or procedure has been defined. All functions and procedures must be defined in the node that uses them.

Response

Examine and correct the SQL program

BIP2939

(<insert_1>, <insert_2>) : Unsuitable function or procedure <insert_3>.<insert_4>.

Severity

20 : Error

Explanation

The program is attempting to call a function which is defined but either returns a value when none is required or does not return a value when one is required

Response

Correct the syntax of your ESQL expression in node <insert_1>, around line and column <insert_2>, then redeploy the message flow.

BIP2940

(<insert_1>, <insert_2>) : Wrong number of parameters. <insert_5> supplied but <insert_6> required for function/procedure <insert_3>.<insert_4>.

Severity

20 : Error

Explanation

The program is attempting to call a function which is defined but does not have the same number of parameters as are present in the call

Response

Correct the syntax of your ESQL expression in node <insert_1>, around line and column <insert_2>, then redeploy the message flow.

BIP2941

The Datatype <insert_1> is not supported when invoking the Java method <insert_2>.

Severity

20 : Error

Explanation

An attempt was made to pass data of datatype <insert_1> to or from a Java method either as a parameter or as a return value. This type is not supported when invoking a Java method.

Response

Examine and correct the SQL program

BIP2942

The EXTERNAL NAME <insert_1> is not a valid name for a qualified Java method.

Severity

20 : Error

Explanation

An attempt was made to invoke a Java method using an invalid qualified Java method name. The name used was <insert_1>.

Response

Examine and correct the SQL program

BIP2943

The Java Method <insert_1> could not be found as its containing class could not be found in the broker classpath

Severity

20 : Error

Explanation

The specified Java Method <insert_1> belongs to a class that could not be found in the broker classpath. Ensure that the fully qualified name of the method is correct and that its containing class or jar file is in the broker classpath.

Response

Examine and correct the SQL program.

BIP2944

The Java method <insert_1> does not have a valid return type.

Severity

20 : Error

Explanation

The specified Java Method <insert_1> does not have a return type that is in the list of supported Java return types.

Response

Examine and correct the SQL program.

BIP2945

The Java method <insert_1> has an invalid parameter type that is not on the list of supported Java parameter types or is of the wrong direction.

Severity

20 : Error

Explanation

One or more of the parameters to the specified Java Method <insert_1> is not of the list of supported Java parameter types or is of the wrong direction. Ensure that all parameters to the Java method are on the list of supported parameter datatypes and directions.

Response

Examine and correct the SQL program.

BIP2946

The Java method <insert_1> could not be found

Severity

20 : Error

Explanation

The Java method <insert_1> with the specified signature could not be found in the specified class. Ensure the method exists in the specified class and that it exactly matches its ESQL signature.

Response

Examine and correct the SQL program.

BIP2947

The Java method <insert_1> was found but it is not declared to be public

Severity

20 : Error

Explanation

The Java method <insert_1> must be declared to be public

Response

Examine and correct the SQL program.

BIP2948

The Java method <insert_1> was found, but is not declared to be static.

Severity

20 : Error

Explanation

The Java method <insert_1> must be declared to be static.

Response

Examine and correct the SQL program.

BIP2949

A user generated ESQL exception has been thrown. The additional information provided with this exception is: <insert_1> <insert_2> <insert_3> <insert_4> <insert_5> <insert_6> <insert_7> <insert_8> <insert_9> <insert_10>

Severity

0 : Information

Explanation

This exception was thrown by a THROW EXCEPTION statement. This is the normal behavior of the THROW statement.

Response

Since this is a user generated exception, the user action is determined by the message flow and the type of exception thrown.

BIP2950

A user generated ESQL exception has been thrown. The additional information provided with this exception is: <insert_1> <insert_2> <insert_3> <insert_4> <insert_5> <insert_6> <insert_7> <insert_8> <insert_9> <insert_10>

Severity

0 : Information

Explanation

This exception was thrown by a THROW EXCEPTION statement. This is the normal behavior of the THROW statement.

Response

Since this is a user generated exception, the user action is determined by the message flow and the type of exception thrown.

BIP2951

Event generated by user code. Additional information : <insert_1> <insert_2> <insert_3> <insert_4> <insert_5> <insert_6> <insert_7> <insert_8> <insert_9> <insert_10>

Severity

0 : Information

Explanation

The event was generated by an SQL LOG or THROW statement. This is the normal behavior of these statements.

Response

Since this is a user generated event, the user action is determined by the message flow and the type of event.

BIP2952

A user generated ESQL exception has been thrown. The additional information provided with this exception is: <insert_1> <insert_2> <insert_3> <insert_4> <insert_5> <insert_6> <insert_7> <insert_8> <insert_9> <insert_10>

Severity

0 : Information

Explanation

This exception was thrown by a THROW EXCEPTION statement. This is the normal behavior of the THROW statement.

Response

Since this is a user generated exception, the user action is determined by the message flow and the type of exception thrown.

BIP2953

A user generated ESQL exception has been thrown. The additional information provided with this exception is: <insert_1> <insert_2> <insert_3> <insert_4> <insert_5> <insert_6> <insert_7> <insert_8> <insert_9> <insert_10>

Severity

0 : Information

Explanation

This exception was thrown by a THROW EXCEPTION statement. This is the normal behavior of the THROW statement.

Response

Since this is a user generated exception, the user action is determined by the message flow and the type of exception thrown.

BIP2954

A user generated ESQL exception has been thrown. The additional information provided with this exception is: <insert_1> <insert_2> <insert_3> <insert_4> <insert_5> <insert_6> <insert_7> <insert_8> <insert_9> <insert_10>

Severity

0 : Information

Explanation

This exception was thrown by a THROW EXCEPTION statement. This is the normal behavior of the THROW statement.

Response

Since this is a user generated exception, the user action is determined by the message flow and the type of exception thrown.

BIP2955

A user generated ESQL exception has been thrown. The additional information provided with this exception is: <insert_1> <insert_2> <insert_3> <insert_4> <insert_5> <insert_6> <insert_7> <insert_8> <insert_9> <insert_10>

Severity

0 : Information

Explanation

This exception was thrown by a THROW EXCEPTION statement. This is the normal behavior of the

THROW statement.

Response

Since this is a user generated exception, the user action is determined by the message flow and the type of exception thrown.

BIP2956

A user generated ESQL exception has been thrown. The additional information provided with this exception is: <insert_1> <insert_2> <insert_3> <insert_4> <insert_5> <insert_6> <insert_7> <insert_8> <insert_9> <insert_10>

Severity

0 : Information

Explanation

This exception was thrown by a THROW EXCEPTION statement. This is the normal behavior of the THROW statement.

Response

Since this is a user generated exception, the user action is determined by the message flow and the type of exception thrown.

BIP2957

A user generated ESQL exception has been thrown. The additional information provided with this exception is: <insert_1> <insert_2> <insert_3> <insert_4> <insert_5> <insert_6> <insert_7> <insert_8> <insert_9> <insert_10>

Severity

0 : Information

Explanation

This exception was thrown by a THROW EXCEPTION statement. This is the normal behavior of the THROW statement.

Response

Since this is a user generated exception, the user action is determined by the message flow and the type of exception thrown.

BIP2958

A user generated ESQL exception has been thrown. The additional information provided with this exception is: <insert_1> <insert_2> <insert_3> <insert_4> <insert_5> <insert_6> <insert_7> <insert_8> <insert_9> <insert_10>

Severity

0 : Information

Explanation

This exception was thrown by a THROW EXCEPTION statement. This is the normal behavior of the THROW statement.

Response

Since this is a user generated exception, the user action is determined by the message flow and the type of exception thrown.

BIP2959

A user generated ESQL exception has been thrown. The additional information provided with this

exception is: <insert_1> <insert_2> <insert_3> <insert_4> <insert_5> <insert_6> <insert_7>
<insert_8> <insert_9> <insert_10>

Severity

0 : Information

Explanation

This exception was thrown by a THROW EXCEPTION statement. This is the normal behavior of the THROW statement.

Response

Since this is a user generated exception, the user action is determined by the message flow and the type of exception thrown.

BIP2960

A user generated ESQL exception has been thrown. The additional information provided with this exception is: <insert_1> <insert_2> <insert_3> <insert_4> <insert_5> <insert_6> <insert_7>
<insert_8> <insert_9> <insert_10>

Severity

0 : Information

Explanation

This exception was thrown by a THROW EXCEPTION statement. This is the normal behavior of the THROW statement.

Response

Since this is a user generated exception, the user action is determined by the message flow and the type of exception thrown.

BIP2961

A user generated ESQL exception has been thrown. The additional information provided with this exception is: <insert_1> <insert_2> <insert_3> <insert_4> <insert_5> <insert_6> <insert_7>
<insert_8> <insert_9> <insert_10>

Severity

0 : Information

Explanation

This exception was thrown by a THROW EXCEPTION statement. This is the normal behavior of the THROW statement.

Response

Since this is a user generated exception, the user action is determined by the message flow and the type of exception thrown.

BIP2962

A user generated ESQL exception has been thrown. The additional information provided with this exception is: <insert_1> <insert_2> <insert_3> <insert_4> <insert_5> <insert_6> <insert_7>
<insert_8> <insert_9> <insert_10>

Severity

0 : Information

Explanation

This exception was thrown by a THROW EXCEPTION statement. This is the normal behavior of the THROW statement.

Response

Since this is a user generated exception, the user action is determined by the message flow and the type of exception thrown.

BIP2963

A user generated ESQL exception has been thrown. The additional information provided with this exception is: <insert_1> <insert_2> <insert_3> <insert_4> <insert_5> <insert_6> <insert_7> <insert_8> <insert_9> <insert_10>

Severity

0 : Information

Explanation

This exception was thrown by a THROW EXCEPTION statement. This is the normal behavior of the THROW statement.

Response

Since this is a user generated exception, the user action is determined by the message flow and the type of exception thrown.

BIP2964

A user generated ESQL exception has been thrown. The additional information provided with this exception is: <insert_1> <insert_2> <insert_3> <insert_4> <insert_5> <insert_6> <insert_7> <insert_8> <insert_9> <insert_10>

Severity

0 : Information

Explanation

This exception was thrown by a THROW EXCEPTION statement. This is the normal behavior of the THROW statement.

Response

Since this is a user generated exception, the user action is determined by the message flow and the type of exception thrown.

BIP2965

A user generated ESQL exception has been thrown. The additional information provided with this exception is: <insert_1> <insert_2> <insert_3> <insert_4> <insert_5> <insert_6> <insert_7> <insert_8> <insert_9> <insert_10>

Severity

0 : Information

Explanation

This exception was thrown by a THROW EXCEPTION statement. This is the normal behavior of the THROW statement.

Response

Since this is a user generated exception, the user action is determined by the message flow and the type of exception thrown.

BIP2966

A user generated ESQL exception has been thrown. The additional information provided with this exception is: <insert_1> <insert_2> <insert_3> <insert_4> <insert_5> <insert_6> <insert_7> <insert_8> <insert_9> <insert_10>

Severity

0 : Information

Explanation

This exception was thrown by a THROW EXCEPTION statement. This is the normal behavior of the THROW statement.

Response

Since this is a user generated exception, the user action is determined by the message flow and the type of exception thrown.

BIP2967

A user generated ESQL exception has been thrown. The additional information provided with this exception is: <insert_1> <insert_2> <insert_3> <insert_4> <insert_5> <insert_6> <insert_7> <insert_8> <insert_9> <insert_10>

Severity

0 : Information

Explanation

This exception was thrown by a THROW EXCEPTION statement. This is the normal behavior of the THROW statement.

Response

Since this is a user generated exception, the user action is determined by the message flow and the type of exception thrown.

BIP2968

A user generated ESQL exception has been thrown. The additional information provided with this exception is: <insert_1> <insert_2> <insert_3> <insert_4> <insert_5> <insert_6> <insert_7> <insert_8> <insert_9> <insert_10>

Severity

0 : Information

Explanation

This exception was thrown by a THROW EXCEPTION statement. This is the normal behavior of the THROW statement.

Response

Since this is a user generated exception, the user action is determined by the message flow and the type of exception thrown.

BIP2969

A user generated ESQL exception has been thrown. The additional information provided with this exception is: <insert_1> <insert_2> <insert_3> <insert_4> <insert_5> <insert_6> <insert_7> <insert_8> <insert_9> <insert_10>

Severity

0 : Information

Explanation

This exception was thrown by a THROW EXCEPTION statement. This is the normal behavior of the THROW statement.

Response

Since this is a user generated exception, the user action is determined by the message flow and the type of exception thrown.

BIP2970

A user generated ESQL exception has been thrown. The additional information provided with this exception is: <insert_1> <insert_2> <insert_3> <insert_4> <insert_5> <insert_6> <insert_7> <insert_8> <insert_9> <insert_10>

Severity

0 : Information

Explanation

This exception was thrown by a THROW EXCEPTION statement. This is the normal behavior of the THROW statement.

Response

Since this is a user generated exception, the user action is determined by the message flow and the type of exception thrown.

BIP2971

A user generated ESQL exception has been thrown. The additional information provided with this exception is: <insert_1> <insert_2> <insert_3> <insert_4> <insert_5> <insert_6> <insert_7> <insert_8> <insert_9> <insert_10>

Severity

0 : Information

Explanation

This exception was thrown by a THROW EXCEPTION statement. This is the normal behavior of the THROW statement.

Response

Since this is a user generated exception, the user action is determined by the message flow and the type of exception thrown.

BIP2972

A user generated ESQL exception has been thrown. The additional information provided with this exception is: <insert_1> <insert_2> <insert_3> <insert_4> <insert_5> <insert_6> <insert_7> <insert_8> <insert_9> <insert_10>

Severity

0 : Information

Explanation

This exception was thrown by a THROW EXCEPTION statement. This is the normal behavior of the THROW statement.

Response

Since this is a user generated exception, the user action is determined by the message flow and the type of exception thrown.

BIP2973

A user generated ESQL exception has been thrown. The additional information provided with this exception is: <insert_1> <insert_2> <insert_3> <insert_4> <insert_5> <insert_6> <insert_7> <insert_8> <insert_9> <insert_10>

Severity

0 : Information

Explanation

This exception was thrown by a THROW EXCEPTION statement. This is the normal behavior of the THROW statement.

Response

Since this is a user generated exception, the user action is determined by the message flow and the type of exception thrown.

BIP2974

A user generated ESQL exception has been thrown. The additional information provided with this exception is: <insert_1> <insert_2> <insert_3> <insert_4> <insert_5> <insert_6> <insert_7> <insert_8> <insert_9> <insert_10>

Severity

0 : Information

Explanation

This exception was thrown by a THROW EXCEPTION statement. This is the normal behavior of the THROW statement.

Response

Since this is a user generated exception, the user action is determined by the message flow and the type of exception thrown.

BIP2975

A user generated ESQL exception has been thrown. The additional information provided with this exception is: <insert_1> <insert_2> <insert_3> <insert_4> <insert_5> <insert_6> <insert_7> <insert_8> <insert_9> <insert_10>

Severity

0 : Information

Explanation

This exception was thrown by a THROW EXCEPTION statement. This is the normal behavior of the THROW statement.

Response

Since this is a user generated exception, the user action is determined by the message flow and the type of exception thrown.

BIP2976

A user generated ESQL exception has been thrown. The additional information provided with this exception is: <insert_1> <insert_2> <insert_3> <insert_4> <insert_5> <insert_6> <insert_7> <insert_8> <insert_9> <insert_10>

Severity

0 : Information

Explanation

This exception was thrown by a THROW EXCEPTION statement. This is the normal behavior of the THROW statement.

Response

Since this is a user generated exception, the user action is determined by the message flow and the type of exception thrown.

BIP2977

A user generated ESQL exception has been thrown. The additional information provided with this exception is: <insert_1> <insert_2> <insert_3> <insert_4> <insert_5> <insert_6> <insert_7> <insert_8> <insert_9> <insert_10>

Severity

0 : Information

Explanation

This exception was thrown by a THROW EXCEPTION statement. This is the normal behavior of the THROW statement.

Response

Since this is a user generated exception, the user action is determined by the message flow and the type of exception thrown.

BIP2978

A user generated ESQL exception has been thrown. The additional information provided with this exception is: <insert_1> <insert_2> <insert_3> <insert_4> <insert_5> <insert_6> <insert_7> <insert_8> <insert_9> <insert_10>

Severity

0 : Information

Explanation

This exception was thrown by a THROW EXCEPTION statement. This is the normal behavior of the THROW statement.

Response

Since this is a user generated exception, the user action is determined by the message flow and the type of exception thrown.

BIP2979

A user generated ESQL exception has been thrown. The additional information provided with this exception is: <insert_1> <insert_2> <insert_3> <insert_4> <insert_5> <insert_6> <insert_7> <insert_8> <insert_9> <insert_10>

Severity

0 : Information

Explanation

This exception was thrown by a THROW EXCEPTION statement. This is the normal behavior of the THROW statement.

Response

Since this is a user generated exception, the user action is determined by the message flow and the type of exception thrown.

BIP2980

A user generated ESQL exception has been thrown. The additional information provided with this exception is: <insert_1> <insert_2> <insert_3> <insert_4> <insert_5> <insert_6> <insert_7> <insert_8> <insert_9> <insert_10>

Severity

0 : Information

Explanation

This exception was thrown by a THROW EXCEPTION statement. This is the normal behavior of the THROW statement.

Response

Since this is a user generated exception, the user action is determined by the message flow and the type of exception thrown.

BIP2981

A user generated ESQL exception has been thrown. The additional information provided with this exception is: <insert_1> <insert_2> <insert_3> <insert_4> <insert_5> <insert_6> <insert_7> <insert_8> <insert_9> <insert_10>

Severity

0 : Information

Explanation

This exception was thrown by a THROW EXCEPTION statement. This is the normal behavior of the THROW statement.

Response

Since this is a user generated exception, the user action is determined by the message flow and the type of exception thrown.

BIP2982

A user generated ESQL exception has been thrown. The additional information provided with this exception is: <insert_1> <insert_2> <insert_3> <insert_4> <insert_5> <insert_6> <insert_7> <insert_8> <insert_9> <insert_10>

Severity

0 : Information

Explanation

This exception was thrown by a THROW EXCEPTION statement. This is the normal behavior of the THROW statement.

Response

Since this is a user generated exception, the user action is determined by the message flow and the type of exception thrown.

BIP2983

A user generated ESQL exception has been thrown. The additional information provided with this exception is: <insert_1> <insert_2> <insert_3> <insert_4> <insert_5> <insert_6> <insert_7> <insert_8> <insert_9> <insert_10>

Severity

0 : Information

Explanation

This exception was thrown by a THROW EXCEPTION statement. This is the normal behavior of the THROW statement.

Response

Since this is a user generated exception, the user action is determined by the message flow and the type of exception thrown.

BIP2984

A user generated ESQL exception has been thrown. The additional information provided with this exception is: <insert_1> <insert_2> <insert_3> <insert_4> <insert_5> <insert_6> <insert_7> <insert_8> <insert_9> <insert_10>

Severity

0 : Information

Explanation

This exception was thrown by a THROW EXCEPTION statement. This is the normal behavior of the THROW statement.

Response

Since this is a user generated exception, the user action is determined by the message flow and the type of exception thrown.

BIP2985

A user generated ESQL exception has been thrown. The additional information provided with this exception is: <insert_1> <insert_2> <insert_3> <insert_4> <insert_5> <insert_6> <insert_7> <insert_8> <insert_9> <insert_10>

Severity

0 : Information

Explanation

This exception was thrown by a THROW EXCEPTION statement. This is the normal behavior of the THROW statement.

Response

Since this is a user generated exception, the user action is determined by the message flow and the type of exception thrown.

BIP2986

A user generated ESQL exception has been thrown. The additional information provided with this exception is: <insert_1> <insert_2> <insert_3> <insert_4> <insert_5> <insert_6> <insert_7> <insert_8> <insert_9> <insert_10>

Severity

0 : Information

Explanation

This exception was thrown by a THROW EXCEPTION statement. This is the normal behavior of the THROW statement.

Response

Since this is a user generated exception, the user action is determined by the message flow and the type of exception thrown.

BIP2987

A user generated ESQL exception has been thrown. The additional information provided with this exception is: <insert_1> <insert_2> <insert_3> <insert_4> <insert_5> <insert_6> <insert_7> <insert_8> <insert_9> <insert_10>

Severity

0 : Information

Explanation

This exception was thrown by a THROW EXCEPTION statement. This is the normal behavior of the THROW statement.

Response

Since this is a user generated exception, the user action is determined by the message flow and the type of exception thrown.

BIP2988

A user generated ESQL exception has been thrown. The additional information provided with this exception is: <insert_1> <insert_2> <insert_3> <insert_4> <insert_5> <insert_6> <insert_7> <insert_8> <insert_9> <insert_10>

Severity

0 : Information

Explanation

This exception was thrown by a THROW EXCEPTION statement. This is the normal behavior of the THROW statement.

Response

Since this is a user generated exception, the user action is determined by the message flow and the type of exception thrown.

BIP2989

A user generated ESQL exception has been thrown. The additional information provided with this exception is: <insert_1> <insert_2> <insert_3> <insert_4> <insert_5> <insert_6> <insert_7> <insert_8> <insert_9> <insert_10>

Severity

0 : Information

Explanation

This exception was thrown by a THROW EXCEPTION statement. This is the normal behavior of the THROW statement.

Response

Since this is a user generated exception, the user action is determined by the message flow and the type of exception thrown.

BIP2990

A user generated ESQL exception has been thrown. The additional information provided with this exception is: <insert_1> <insert_2> <insert_3> <insert_4> <insert_5> <insert_6> <insert_7> <insert_8> <insert_9> <insert_10>

Severity

0 : Information

Explanation

This exception was thrown by a THROW EXCEPTION statement. This is the normal behavior of the THROW statement.

Response

Since this is a user generated exception, the user action is determined by the message flow and the type of exception thrown.

BIP2991

A user generated ESQL exception has been thrown. The additional information provided with this exception is: <insert_1> <insert_2> <insert_3> <insert_4> <insert_5> <insert_6> <insert_7> <insert_8> <insert_9> <insert_10>

Severity

0 : Information

Explanation

This exception was thrown by a THROW EXCEPTION statement. This is the normal behavior of the THROW statement.

Response

Since this is a user generated exception, the user action is determined by the message flow and the type of exception thrown.

BIP2992

A user generated ESQL exception has been thrown. The additional information provided with this exception is: <insert_1> <insert_2> <insert_3> <insert_4> <insert_5> <insert_6> <insert_7> <insert_8> <insert_9> <insert_10>

Severity

0 : Information

Explanation

This exception was thrown by a THROW EXCEPTION statement. This is the normal behavior of the THROW statement.

Response

Since this is a user generated exception, the user action is determined by the message flow and the type of exception thrown.

BIP2993

A user generated ESQL exception has been thrown. The additional information provided with this exception is: <insert_1> <insert_2> <insert_3> <insert_4> <insert_5> <insert_6> <insert_7> <insert_8> <insert_9> <insert_10>

Severity

0 : Information

Explanation

This exception was thrown by a THROW EXCEPTION statement. This is the normal behavior of the THROW statement.

Response

Since this is a user generated exception, the user action is determined by the message flow and the type of exception thrown.

BIP2994

A user generated ESQL exception has been thrown. The additional information provided with this exception is: <insert_1> <insert_2> <insert_3> <insert_4> <insert_5> <insert_6> <insert_7> <insert_8> <insert_9> <insert_10>

Severity

0 : Information

Explanation

This exception was thrown by a THROW EXCEPTION statement. This is the normal behavior of the THROW statement.

Response

Since this is a user generated exception, the user action is determined by the message flow and the type of exception thrown.

BIP2995

A user generated ESQL exception has been thrown. The additional information provided with this exception is: <insert_1> <insert_2> <insert_3> <insert_4> <insert_5> <insert_6> <insert_7> <insert_8> <insert_9> <insert_10>

Severity

0 : Information

Explanation

This exception was thrown by a THROW EXCEPTION statement. This is the normal behavior of the THROW statement.

Response

Since this is a user generated exception, the user action is determined by the message flow and the type of exception thrown.

BIP2996

A user generated ESQL exception has been thrown. The additional information provided with this exception is: <insert_1> <insert_2> <insert_3> <insert_4> <insert_5> <insert_6> <insert_7> <insert_8> <insert_9> <insert_10>

Severity

0 : Information

Explanation

This exception was thrown by a THROW EXCEPTION statement. This is the normal behavior of the THROW statement.

Response

Since this is a user generated exception, the user action is determined by the message flow and the type of exception thrown.

BIP2997

A user generated ESQL exception has been thrown. The additional information provided with this exception is: <insert_1> <insert_2> <insert_3> <insert_4> <insert_5> <insert_6> <insert_7> <insert_8> <insert_9> <insert_10>

Severity

0 : Information

Explanation

This exception was thrown by a THROW EXCEPTION statement. This is the normal behavior of the THROW statement.

Response

Since this is a user generated exception, the user action is determined by the message flow and the type of exception thrown.

BIP2998

A user generated ESQL exception has been thrown. The additional information provided with this exception is: <insert_1> <insert_2> <insert_3> <insert_4> <insert_5> <insert_6> <insert_7> <insert_8> <insert_9> <insert_10>

Severity

0 : Information

Explanation

This exception was thrown by a THROW EXCEPTION statement. This is the normal behavior of the THROW statement.

Response

Since this is a user generated exception, the user action is determined by the message flow and the type of exception thrown.

BIP2999

A user generated ESQL exception has been thrown. The additional information provided with this exception is: <insert_1> <insert_2> <insert_3> <insert_4> <insert_5> <insert_6> <insert_7> <insert_8> <insert_9> <insert_10>

Severity

0 : Information

Explanation

This exception was thrown by a THROW EXCEPTION statement. This is the normal behavior of the THROW statement.

Response

Since this is a user generated exception, the user action is determined by the message flow and the type of exception thrown.

1.3. BIP3000-3999: Runtime components - Built-in nodes

BIP3001

Exception thrown by throw node <insert_2>; text is <insert_1>.

Severity

0 : Information

Explanation

The throw node <insert_2> has received a message and thus has thrown an exception as this is its normal behavior. The message text associated with this exception is <insert_1>.

Response

Since this is application generated (by message flow behavior), the user action is determined by the message flow and the type of exception generated.

BIP3002

Exception thrown by throw node <insert_2>; text is <insert_1>.

Severity

0 : Information

Explanation

The throw node <insert_2> has received a message and thus has thrown an exception as this is its normal behavior. The message text associated with this exception is <insert_1>.

Response

Since this is application generated (by message flow behavior), the user action is determined by the message flow and the type of exception generated.

BIP3003

Exception thrown by throw node <insert_2>; text is <insert_1>.

Severity

0 : Information

Explanation

The throw node <insert_2> has received a message and thus has thrown an exception as this is its normal behavior. The message text associated with this exception is <insert_1>.

Response

Since this is application generated (by message flow behavior), the user action is determined by the message flow and the type of exception generated.

BIP3004

Exception thrown by throw node <insert_2>; text is <insert_1>.

Severity

0 : Information

Explanation

The throw node <insert_2> has received a message and thus has thrown an exception as this is its normal behavior. The message text associated with this exception is <insert_1>.

Response

Since this is application generated (by message flow behavior), the user action is determined by the message flow and the type of exception generated.

BIP3005

Exception thrown by throw node <insert_2>; text is <insert_1>.

Severity

0 : Information

Explanation

The throw node <insert_2> has received a message and thus has thrown an exception as this is its normal behavior. The message text associated with this exception is <insert_1>.

Response

Since this is application generated (by message flow behavior), the user action is determined by the message flow and the type of exception generated.

BIP3006

Exception thrown by throw node <insert_2>; text is <insert_1>.

Severity

0 : Information

Explanation

The throw node <insert_2> has received a message and thus has thrown an exception as this is its normal behavior. The message text associated with this exception is <insert_1>.

Response

Since this is application generated (by message flow behavior), the user action is determined by the message flow and the type of exception generated.

BIP3007

Exception thrown by throw node <insert_2>; text is <insert_1>.

Severity

0 : Information

Explanation

The throw node <insert_2> has received a message and thus has thrown an exception as this is its normal behavior. The message text associated with this exception is <insert_1>.

Response

Since this is application generated (by message flow behavior), the user action is determined by the message flow and the type of exception generated.

BIP3008

Exception thrown by throw node <insert_2>; text is <insert_1>.

Severity

0 : Information

Explanation

The throw node <insert_2> has received a message and thus has thrown an exception as this is its normal behavior. The message text associated with this exception is <insert_1>.

Response

Since this is application generated (by message flow behavior), the user action is determined by the message flow and the type of exception generated.

BIP3009

Exception thrown by throw node <insert_2>; text is <insert_1>.

Severity

0 : Information

Explanation

The throw node <insert_2> has received a message and thus has thrown an exception as this is its normal behavior. The message text associated with this exception is <insert_1>.

Response

Since this is application generated (by message flow behavior), the user action is determined by the message flow and the type of exception generated.

BIP3010

Exception thrown by throw node <insert_2>; text is <insert_1>.

Severity

0 : Information

Explanation

The throw node <insert_2> has received a message and thus has thrown an exception as this is its normal behavior. The message text associated with this exception is <insert_1>.

Response

Since this is application generated (by message flow behavior), the user action is determined by the message flow and the type of exception generated.

BIP3011

Exception thrown by throw node <insert_2>; text is <insert_1>.

Severity

0 : Information

Explanation

The throw node <insert_2> has received a message and thus has thrown an exception as this is its normal behavior. The message text associated with this exception is <insert_1>.

Response

Since this is application generated (by message flow behavior), the user action is determined by the message flow and the type of exception generated.

BIP3012

Exception thrown by throw node <insert_2>; text is <insert_1>.

Severity

0 : Information

Explanation

The throw node <insert_2> has received a message and thus has thrown an exception as this is its normal behavior. The message text associated with this exception is <insert_1>.

Response

Since this is application generated (by message flow behavior), the user action is determined by the message flow and the type of exception generated.

BIP3013

Exception thrown by throw node <insert_2>; text is <insert_1>.

Severity

0 : Information

Explanation

The throw node <insert_2> has received a message and thus has thrown an exception as this is its normal behavior. The message text associated with this exception is <insert_1>.

Response

Since this is application generated (by message flow behavior), the user action is determined by the message flow and the type of exception generated.

BIP3014

Exception thrown by throw node <insert_2>; text is <insert_1>.

Severity

0 : Information

Explanation

The throw node <insert_2> has received a message and thus has thrown an exception as this is its normal behavior. The message text associated with this exception is <insert_1>.

Response

Since this is application generated (by message flow behavior), the user action is determined by the message flow and the type of exception generated.

BIP3015

Exception thrown by throw node <insert_2>; text is <insert_1>.

Severity

0 : Information

Explanation

The throw node <insert_2> has received a message and thus has thrown an exception as this is its normal behavior. The message text associated with this exception is <insert_1>.

Response

Since this is application generated (by message flow behavior), the user action is determined by the message flow and the type of exception generated.

BIP3016

Exception thrown by throw node <insert_2>; text is <insert_1>.

Severity

0 : Information

Explanation

The throw node <insert_2> has received a message and thus has thrown an exception as this is its normal behavior. The message text associated with this exception is <insert_1>.

Response

Since this is application generated (by message flow behavior), the user action is determined by the message flow and the type of exception generated.

BIP3017

Exception thrown by throw node <insert_2>; text is <insert_1>.

Severity

0 : Information

Explanation

The throw node <insert_2> has received a message and thus has thrown an exception as this is its normal behavior. The message text associated with this exception is <insert_1>.

Response

Since this is application generated (by message flow behavior), the user action is determined by the message flow and the type of exception generated.

BIP3018

Exception thrown by throw node <insert_2>; text is <insert_1>.

Severity

0 : Information

Explanation

The throw node <insert_2> has received a message and thus has thrown an exception as this is its normal behavior. The message text associated with this exception is <insert_1>.

Response

Since this is application generated (by message flow behavior), the user action is determined by the message flow and the type of exception generated.

BIP3019

Exception thrown by throw node <insert_2>; text is <insert_1>.

Severity

0 : Information

Explanation

The throw node <insert_2> has received a message and thus has thrown an exception as this is its normal behavior. The message text associated with this exception is <insert_1>.

Response

Since this is application generated (by message flow behavior), the user action is determined by the message flow and the type of exception generated.

BIP3020

Exception thrown by throw node <insert_2>; text is <insert_1>.

Severity

0 : Information

Explanation

The throw node <insert_2> has received a message and thus has thrown an exception as this is its normal behavior. The message text associated with this exception is <insert_1>.

Response

Since this is application generated (by message flow behavior), the user action is determined by the message flow and the type of exception generated.

BIP3021

Exception thrown by throw node <insert_2>; text is <insert_1>.

Severity

0 : Information

Explanation

The throw node <insert_2> has received a message and thus has thrown an exception as this is its normal behavior. The message text associated with this exception is <insert_1>.

Response

Since this is application generated (by message flow behavior), the user action is determined by the message flow and the type of exception generated.

BIP3022

Exception thrown by throw node <insert_2>; text is <insert_1>.

Severity

0 : Information

Explanation

The throw node <insert_2> has received a message and thus has thrown an exception as this is its normal behavior. The message text associated with this exception is <insert_1>.

Response

Since this is application generated (by message flow behavior), the user action is determined by the message flow and the type of exception generated.

BIP3023

Exception thrown by throw node <insert_2>; text is <insert_1>.

Severity

0 : Information

Explanation

The throw node <insert_2> has received a message and thus has thrown an exception as this is its normal behavior. The message text associated with this exception is <insert_1>.

Response

Since this is application generated (by message flow behavior), the user action is determined by the message flow and the type of exception generated.

BIP3024

Exception thrown by throw node <insert_2>; text is <insert_1>.

Severity

0 : Information

Explanation

The throw node <insert_2> has received a message and thus has thrown an exception as this is its normal behavior. The message text associated with this exception is <insert_1>.

Response

Since this is application generated (by message flow behavior), the user action is determined by the message flow and the type of exception generated.

BIP3025

Exception thrown by throw node <insert_2>; text is <insert_1>.

Severity

0 : Information

Explanation

The throw node <insert_2> has received a message and thus has thrown an exception as this is its normal behavior. The message text associated with this exception is <insert_1>.

Response

Since this is application generated (by message flow behavior), the user action is determined by the message flow and the type of exception generated.

BIP3026

Exception thrown by throw node <insert_2>; text is <insert_1>.

Severity

0 : Information

Explanation

The throw node <insert_2> has received a message and thus has thrown an exception as this is its normal behavior. The message text associated with this exception is <insert_1>.

Response

Since this is application generated (by message flow behavior), the user action is determined by the message flow and the type of exception generated.

BIP3027

Exception thrown by throw node <insert_2>; text is <insert_1>.

Severity

0 : Information

Explanation

The throw node <insert_2> has received a message and thus has thrown an exception as this is its normal behavior. The message text associated with this exception is <insert_1>.

Response

Since this is application generated (by message flow behavior), the user action is determined by the message flow and the type of exception generated.

BIP3028

Exception thrown by throw node <insert_2>; text is <insert_1>.

Severity

0 : Information

Explanation

The throw node <insert_2> has received a message and thus has thrown an exception as this is its normal behavior. The message text associated with this exception is <insert_1>.

Response

Since this is application generated (by message flow behavior), the user action is determined by the message flow and the type of exception generated.

BIP3029

Exception thrown by throw node <insert_2>; text is <insert_1>.

Severity

0 : Information

Explanation

The throw node <insert_2> has received a message and thus has thrown an exception as this is its normal behavior. The message text associated with this exception is <insert_1>.

Response

Since this is application generated (by message flow behavior), the user action is determined by the message flow and the type of exception generated.

BIP3030

Exception thrown by throw node <insert_2>; text is <insert_1>.

Severity

0 : Information

Explanation

The throw node <insert_2> has received a message and thus has thrown an exception as this is its normal behavior. The message text associated with this exception is <insert_1>.

Response

Since this is application generated (by message flow behavior), the user action is determined by the message flow and the type of exception generated.

BIP3031

Exception thrown by throw node <insert_2>; text is <insert_1>.

Severity

0 : Information

Explanation

The throw node <insert_2> has received a message and thus has thrown an exception as this is its normal behavior. The message text associated with this exception is <insert_1>.

Response

Since this is application generated (by message flow behavior), the user action is determined by the message flow and the type of exception generated.

BIP3032

Exception thrown by throw node <insert_2>; text is <insert_1>.

Severity

0 : Information

Explanation

The throw node <insert_2> has received a message and thus has thrown an exception as this is its normal behavior. The message text associated with this exception is <insert_1>.

Response

Since this is application generated (by message flow behavior), the user action is determined by the message flow and the type of exception generated.

BIP3033

Exception thrown by throw node <insert_2>; text is <insert_1>.

Severity

0 : Information

Explanation

The throw node <insert_2> has received a message and thus has thrown an exception as this is its normal behavior. The message text associated with this exception is <insert_1>.

Response

Since this is application generated (by message flow behavior), the user action is determined by the message flow and the type of exception generated.

BIP3034

Exception thrown by throw node <insert_2>; text is <insert_1>.

Severity

0 : Information

Explanation

The throw node <insert_2> has received a message and thus has thrown an exception as this is its normal behavior. The message text associated with this exception is <insert_1>.

Response

Since this is application generated (by message flow behavior), the user action is determined by the message flow and the type of exception generated.

BIP3035

Exception thrown by throw node <insert_2>; text is <insert_1>.

Severity

0 : Information

Explanation

The throw node <insert_2> has received a message and thus has thrown an exception as this is its normal behavior. The message text associated with this exception is <insert_1>.

Response

Since this is application generated (by message flow behavior), the user action is determined by the message flow and the type of exception generated.

BIP3036

Exception thrown by throw node <insert_2>; text is <insert_1>.

Severity

0 : Information

Explanation

The throw node <insert_2> has received a message and thus has thrown an exception as this is its normal behavior. The message text associated with this exception is <insert_1>.

Response

Since this is application generated (by message flow behavior), the user action is determined by the message flow and the type of exception generated.

BIP3037

Exception thrown by throw node <insert_2>; text is <insert_1>.

Severity

0 : Information

Explanation

The throw node <insert_2> has received a message and thus has thrown an exception as this is its normal behavior. The message text associated with this exception is <insert_1>.

Response

Since this is application generated (by message flow behavior), the user action is determined by the message flow and the type of exception generated.

BIP3038

Exception thrown by throw node <insert_2>; text is <insert_1>.

Severity

0 : Information

Explanation

The throw node <insert_2> has received a message and thus has thrown an exception as this is its normal behavior. The message text associated with this exception is <insert_1>.

Response

Since this is application generated (by message flow behavior), the user action is determined by the message flow and the type of exception generated.

BIP3039

Exception thrown by throw node <insert_2>; text is <insert_1>.

Severity

0 : Information

Explanation

The throw node <insert_2> has received a message and thus has thrown an exception as this is its normal behavior. The message text associated with this exception is <insert_1>.

Response

Since this is application generated (by message flow behavior), the user action is determined by the message flow and the type of exception generated.

BIP3040

Exception thrown by throw node <insert_2>; text is <insert_1>.

Severity

0 : Information

Explanation

The throw node <insert_2> has received a message and thus has thrown an exception as this is its normal behavior. The message text associated with this exception is <insert_1>.

Response

Since this is application generated (by message flow behavior), the user action is determined by the message flow and the type of exception generated.

BIP3041

Exception thrown by throw node <insert_2>; text is <insert_1>.

Severity

0 : Information

Explanation

The throw node <insert_2> has received a message and thus has thrown an exception as this is its normal behavior. The message text associated with this exception is <insert_1>.

Response

Since this is application generated (by message flow behavior), the user action is determined by the message flow and the type of exception generated.

BIP3042

Exception thrown by throw node <insert_2>; text is <insert_1>.

Severity

0 : Information

Explanation

The throw node <insert_2> has received a message and thus has thrown an exception as this is its normal behavior. The message text associated with this exception is <insert_1>.

Response

Since this is application generated (by message flow behavior), the user action is determined by the message flow and the type of exception generated.

BIP3043

Exception thrown by throw node <insert_2>; text is <insert_1>.

Severity

0 : Information

Explanation

The throw node <insert_2> has received a message and thus has thrown an exception as this is its normal behavior. The message text associated with this exception is <insert_1>.

Response

Since this is application generated (by message flow behavior), the user action is determined by the message flow and the type of exception generated.

BIP3044

Exception thrown by throw node <insert_2>; text is <insert_1>.

Severity

0 : Information

Explanation

The throw node <insert_2> has received a message and thus has thrown an exception as this is its normal behavior. The message text associated with this exception is <insert_1>.

Response

Since this is application generated (by message flow behavior), the user action is determined by the message flow and the type of exception generated.

BIP3045

Exception thrown by throw node <insert_2>; text is <insert_1>.

Severity

0 : Information

Explanation

The throw node <insert_2> has received a message and thus has thrown an exception as this is its normal behavior. The message text associated with this exception is <insert_1>.

Response

Since this is application generated (by message flow behavior), the user action is determined by the message flow and the type of exception generated.

BIP3046

Exception thrown by throw node <insert_2>; text is <insert_1>.

Severity

0 : Information

Explanation

The throw node <insert_2> has received a message and thus has thrown an exception as this is its normal behavior. The message text associated with this exception is <insert_1>.

Response

Since this is application generated (by message flow behavior), the user action is determined by the message flow and the type of exception generated.

BIP3047

Exception thrown by throw node <insert_2>; text is <insert_1>.

Severity

0 : Information

Explanation

The throw node <insert_2> has received a message and thus has thrown an exception as this is its normal behavior. The message text associated with this exception is <insert_1>.

Response

Since this is application generated (by message flow behavior), the user action is determined by the message flow and the type of exception generated.

BIP3048

Exception thrown by throw node <insert_2>; text is <insert_1>.

Severity

0 : Information

Explanation

The throw node <insert_2> has received a message and thus has thrown an exception as this is its normal behavior. The message text associated with this exception is <insert_1>.

Response

Since this is application generated (by message flow behavior), the user action is determined by the message flow and the type of exception generated.

BIP3049

Exception thrown by throw node <insert_2>; text is <insert_1>.

Severity

0 : Information

Explanation

The throw node <insert_2> has received a message and thus has thrown an exception as this is its normal behavior. The message text associated with this exception is <insert_1>.

Response

Since this is application generated (by message flow behavior), the user action is determined by the message flow and the type of exception generated.

BIP3051

Error message <insert_1> from trace node <insert_2>.

Severity

20 : Error

Explanation

The trace node <insert_2> has output the specified error message.

Response

This is an error message provided by the message flow designer. The user response will be determined by the local environment.

BIP3052

Error message <insert_1> from trace node <insert_2>.

Severity

20 : Error

Explanation

The trace node <insert_2> has output the specified error message.

Response

This is an error message provided by the message flow designer. The user response will be determined by the local environment.

BIP3053

Error message <insert_1> from trace node <insert_2>.

Severity

20 : Error

Explanation

The trace node <insert_2> has output the specified error message.

Response

This is an error message provided by the message flow designer. The user response will be determined by the local environment.

BIP3054

Error message <insert_1> from trace node <insert_2>.

Severity

20 : Error

Explanation

The trace node <insert_2> has output the specified error message.

Response

This is an error message provided by the message flow designer. The user response will be determined by the local environment.

BIP3055

Error message <insert_1> from trace node <insert_2>.

Severity

20 : Error

Explanation

The trace node <insert_2> has output the specified error message.

Response

This is an error message provided by the message flow designer. The user response will be determined by the local environment.

BIP3056

Error message <insert_1> from trace node <insert_2>.

Severity

20 : Error

Explanation

The trace node <insert_2> has output the specified error message.

Response

This is an error message provided by the message flow designer. The user response will be determined by the local environment.

BIP3057

Error message <insert_1> from trace node <insert_2>.

Severity

20 : Error

Explanation

The trace node <insert_2> has output the specified error message.

Response

This is an error message provided by the message flow designer. The user response will be determined by the local environment.

BIP3058

Error message <insert_1> from trace node <insert_2>.

Severity

20 : Error

Explanation

The trace node <insert_2> has output the specified error message.

Response

This is an error message provided by the message flow designer. The user response will be determined by the local environment.

BIP3059

Error message <insert_1> from trace node <insert_2>.

Severity

20 : Error

Explanation

The trace node <insert_2> has output the specified error message.

Response

This is an error message provided by the message flow designer. The user response will be determined by the local environment.

BIP3060

Error message <insert_1> from trace node <insert_2>.

Severity

20 : Error

Explanation

The trace node <insert_2> has output the specified error message.

Response

This is an error message provided by the message flow designer. The user response will be determined by the local environment.

BIP3061

Error message <insert_1> from trace node <insert_2>.

Severity

20 : Error

Explanation

The trace node <insert_2> has output the specified error message.

Response

This is an error message provided by the message flow designer. The user response will be determined by the local environment.

BIP3062

Error message <insert_1> from trace node <insert_2>.

Severity

20 : Error

Explanation

The trace node <insert_2> has output the specified error message.

Response

This is an error message provided by the message flow designer. The user response will be determined by the local environment.

BIP3063

Error message <insert_1> from trace node <insert_2>.

Severity

20 : Error

Explanation

The trace node <insert_2> has output the specified error message.

Response

This is an error message provided by the message flow designer. The user response will be determined by the local environment.

BIP3064

Error message <insert_1> from trace node <insert_2>.

Severity

20 : Error

Explanation

The trace node <insert_2> has output the specified error message.

Response

This is an error message provided by the message flow designer. The user response will be determined by the local environment.

BIP3065

Error message <insert_1> from trace node <insert_2>.

Severity

20 : Error

Explanation

The trace node <insert_2> has output the specified error message.

Response

This is an error message provided by the message flow designer. The user response will be determined by the local environment.

BIP3066

Error message <insert_1> from trace node <insert_2>.

Severity

20 : Error

Explanation

The trace node <insert_2> has output the specified error message.

Response

This is an error message provided by the message flow designer. The user response will be determined by the local environment.

BIP3067

Error message <insert_1> from trace node <insert_2>.

Severity

20 : Error

Explanation

The trace node <insert_2> has output the specified error message.

Response

This is an error message provided by the message flow designer. The user response will be determined by the local environment.

BIP3068

Error message <insert_1> from trace node <insert_2>.

Severity

20 : Error

Explanation

The trace node <insert_2> has output the specified error message.

Response

This is an error message provided by the message flow designer. The user response will be determined by the local environment.

BIP3069

Error message <insert_1> from trace node <insert_2>.

Severity

20 : Error

Explanation

The trace node <insert_2> has output the specified error message.

Response

This is an error message provided by the message flow designer. The user response will be determined by the local environment.

BIP3070

Error message <insert_1> from trace node <insert_2>.

Severity

20 : Error

Explanation

The trace node <insert_2> has output the specified error message.

Response

This is an error message provided by the message flow designer. The user response will be determined by the local environment.

BIP3071

Error message <insert_1> from trace node <insert_2>.

Severity

20 : Error

Explanation

The trace node <insert_2> has output the specified error message.

Response

This is an error message provided by the message flow designer. The user response will be determined by the local environment.

BIP3072

Error message <insert_1> from trace node <insert_2>.

Severity

20 : Error

Explanation

The trace node <insert_2> has output the specified error message.

Response

This is an error message provided by the message flow designer. The user response will be determined by the local environment.

BIP3073

Error message <insert_1> from trace node <insert_2>.

Severity

20 : Error

Explanation

The trace node <insert_2> has output the specified error message.

Response

This is an error message provided by the message flow designer. The user response will be determined by the local environment.

BIP3074

Error message <insert_1> from trace node <insert_2>.

Severity

20 : Error

Explanation

The trace node <insert_2> has output the specified error message.

Response

This is an error message provided by the message flow designer. The user response will be determined by the local environment.

BIP3075

Error message <insert_1> from trace node <insert_2>.

Severity

20 : Error

Explanation

The trace node <insert_2> has output the specified error message.

Response

This is an error message provided by the message flow designer. The user response will be determined by the local environment.

BIP3076

Error message <insert_1> from trace node <insert_2>.

Severity

20 : Error

Explanation

The trace node <insert_2> has output the specified error message.

Response

This is an error message provided by the message flow designer. The user response will be determined by the local environment.

BIP3077

Error message <insert_1> from trace node <insert_2>.

Severity

20 : Error

Explanation

The trace node <insert_2> has output the specified error message.

Response

This is an error message provided by the message flow designer. The user response will be determined by the local environment.

BIP3078

Error message <insert_1> from trace node <insert_2>.

Severity

20 : Error

Explanation

The trace node <insert_2> has output the specified error message.

Response

This is an error message provided by the message flow designer. The user response will be determined by the local environment.

BIP3079

Error message <insert_1> from trace node <insert_2>.

Severity

20 : Error

Explanation

The trace node <insert_2> has output the specified error message.

Response

This is an error message provided by the message flow designer. The user response will be determined by the local environment.

BIP3080

Error message <insert_1> from trace node <insert_2>.

Severity

20 : Error

Explanation

The trace node <insert_2> has output the specified error message.

Response

This is an error message provided by the message flow designer. The user response will be determined by the local environment.

BIP3081

Error message <insert_1> from trace node <insert_2>.

Severity

20 : Error

Explanation

The trace node <insert_2> has output the specified error message.

Response

This is an error message provided by the message flow designer. The user response will be determined by the local environment.

BIP3082

Error message <insert_1> from trace node <insert_2>.

Severity

20 : Error

Explanation

The trace node <insert_2> has output the specified error message.

Response

This is an error message provided by the message flow designer. The user response will be determined by the local environment.

BIP3083

Error message <insert_1> from trace node <insert_2>.

Severity

20 : Error

Explanation

The trace node <insert_2> has output the specified error message.

Response

This is an error message provided by the message flow designer. The user response will be determined by the local environment.

BIP3084

Error message <insert_1> from trace node <insert_2>.

Severity

20 : Error

Explanation

The trace node <insert_2> has output the specified error message.

Response

This is an error message provided by the message flow designer. The user response will be determined by the local environment.

BIP3085

Error message <insert_1> from trace node <insert_2>.

Severity

20 : Error

Explanation

The trace node <insert_2> has output the specified error message.

Response

This is an error message provided by the message flow designer. The user response will be determined by the local environment.

BIP3086

Error message <insert_1> from trace node <insert_2>.

Severity

20 : Error

Explanation

The trace node <insert_2> has output the specified error message.

Response

This is an error message provided by the message flow designer. The user response will be determined by the local environment.

BIP3087

Error message <insert_1> from trace node <insert_2>.

Severity

20 : Error

Explanation

The trace node <insert_2> has output the specified error message.

Response

This is an error message provided by the message flow designer. The user response will be determined by the local environment.

BIP3088

Error message <insert_1> from trace node <insert_2>.

Severity

20 : Error

Explanation

The trace node <insert_2> has output the specified error message.

Response

This is an error message provided by the message flow designer. The user response will be determined by the local environment.

BIP3089

Error message <insert_1> from trace node <insert_2>.

Severity

20 : Error

Explanation

The trace node <insert_2> has output the specified error message.

Response

This is an error message provided by the message flow designer. The user response will be determined by the local environment.

BIP3090

Error message <insert_1> from trace node <insert_2>.

Severity

20 : Error

Explanation

The trace node <insert_2> has output the specified error message.

Response

This is an error message provided by the message flow designer. The user response will be determined by the local environment.

BIP3091

Error message <insert_1> from trace node <insert_2>.

Severity

20 : Error

Explanation

The trace node <insert_2> has output the specified error message.

Response

This is an error message provided by the message flow designer. The user response will be determined by the local environment.

BIP3092

Error message <insert_1> from trace node <insert_2>.

Severity

20 : Error

Explanation

The trace node <insert_2> has output the specified error message.

Response

This is an error message provided by the message flow designer. The user response will be determined by the local environment.

BIP3093

Error message <insert_1> from trace node <insert_2>.

Severity

20 : Error

Explanation

The trace node <insert_2> has output the specified error message.

Response

This is an error message provided by the message flow designer. The user response will be determined by the local environment.

BIP3094

Error message <insert_1> from trace node <insert_2>.

Severity

20 : Error

Explanation

The trace node <insert_2> has output the specified error message.

Response

This is an error message provided by the message flow designer. The user response will be determined by the local environment.

BIP3095

Error message <insert_1> from trace node <insert_2>.

Severity

20 : Error

Explanation

The trace node <insert_2> has output the specified error message.

Response

This is an error message provided by the message flow designer. The user response will be determined by the local environment.

BIP3096

Error message <insert_1> from trace node <insert_2>.

Severity

20 : Error

Explanation

The trace node <insert_2> has output the specified error message.

Response

This is an error message provided by the message flow designer. The user response will be determined by the local environment.

BIP3097

Error message <insert_1> from trace node <insert_2>.

Severity

20 : Error

Explanation

The trace node <insert_2> has output the specified error message.

Response

This is an error message provided by the message flow designer. The user response will be determined by the local environment.

BIP3098

Error message <insert_1> from trace node <insert_2>.

Severity

20 : Error

Explanation

The trace node <insert_2> has output the specified error message.

Response

This is an error message provided by the message flow designer. The user response will be determined by the local environment.

BIP3099

Error message <insert_1> from trace node <insert_2>.

Severity

20 : Error

Explanation

The trace node <insert_2> has output the specified error message.

Response

This is an error message provided by the message flow designer. The user response will be determined by the local environment.

BIP3101

The HTTP Listener has started successfully (process <insert_1> port <insert_2>)

Severity

0 : Information

Explanation

The HTTP Listener process has started, and is currently listening on the broker-specific TCPIP port

Response

No user action required.

BIP3102

Unable to create a Java VM.

Severity

30 : Severe error

Explanation

This is an internal error.

Response

Stop the broker and contact your IBM support center.

BIP3103

Java class <insert_1> could not be found.

Severity

20 : Error

Explanation

This is an internal error, possibly due to a faulty installation.

Response

Stop the broker and contact your IBM support center.

BIP3104

Java method <insert_2> in class <insert_1> could not be found.

Severity

20 : Error

Explanation

This is an internal error, possibly due to a faulty installation.

Response

Stop the broker and contact your IBM support center.

BIP3105

An instance of Java class <insert_1> could not be created.

Severity

30 : Severe error

Explanation

This is an internal error, possibly due to a faulty installation.

Response

Stop the broker and contact your IBM support center.

BIP3106

Java exception caught via the JNI from the <insert_1> class: exception text <insert_2>.

Severity

30 : Severe error

Explanation

This may be an internal error, possibly due to a faulty installation. Review of the exception text may indicate a solution.

Response

Stop the broker and if the exception text does not allow you to solve the problem then you should contact your IBM support center.

BIP3107

Java field <insert_2> in class <insert_1> could not be found.

Severity

20 : Error

Explanation

This is an internal error, possibly due to a faulty installation.

Response

Stop the broker and contact your IBM support center.

BIP3108

Unable to initialize the listener environment. Exception text <insert_1>1

Severity

30 : Severe error

Explanation

The HTTP listener detected an error whilst initializing its working environment. Examine previous error messages for details of the cause of this problem.

Response

Contact your IBM support center.

BIP3109

Invalid value (<insert_1>) for attribute (<insert_2>); node class=<insert_3>.

Severity

20 : Error

Explanation

A configuration request was received which specified a value for the indicated attribute of the node

class. However, this value could not be converted to a wide string. The configuration request is terminated.

Response

Modify the configuration request to specify a valid value for the attribute, and retry the request.

BIP3110

Message broker internal error: diagnostic information <insert_1>.

Severity

20 : Error

Explanation

An internal software error has occurred in the message broker. Further messages will indicate the effect of this error on the broker's transactions. The diagnostic information associated with this message is: <insert_1>.

Response

Shutdown and restart the message broker. If the problem continues to occur, then restart the system. If the problem still continues to occur contact your IBM support center.

BIP3111

An internal error has occurred in node <insert_1>.

Severity

20 : Error

Explanation

The instance of the WebSphere MQ manager class could not be located when required by node <insert_1>. The current message flow has been terminated. This error is probably indicative of an internal software malfunction.

Response

If this occurs frequently, restart the message broker. If it continues to occur, contact your IBM support center.

BIP3112

An internal error has occurred in node <insert_4>.

Severity

20 : Error

Explanation

A message flow node failed to connect to the WebSphere MQ queue manager <insert_1>1 with the resulting WebSphere MQ completion and reason codes of <insert_2> and <insert_3>. This queue manager is used for internal communication between the listener process and the message flow. The message flow attempts to open the queue periodically until successful. The message flow is not fully operational until this has been done.

Response

Ensure the queue manager is operational. If this problem occurs frequently, restart the message broker. If it continues to occur, contact your IBM support center.

BIP3113

Exception detected in message flow <insert_1> (broker <insert_2>)

Severity

20 : Error

Explanation

This message is used as a faultstring in a SOAP fault message.

Response

None.

BIP3114

An internal error has occurred in node <insert_5>.

Severity

20 : Error

Explanation

A message flow node failed to open the WebSphere MQ queue <insert_2> owned by queue manager <insert_1>1 with the resulting WebSphere MQ completion and reason codes of <insert_3> and <insert_4>. This queue is used for internal communication between the listener process and the message flow. The message flow attempts to open the queue periodically until the queue is defined. The message flow is not fully operational until this has been done.

Response

If this occurs frequently, restart the message broker. If it continues to occur, contact your IBM support center.

BIP3115

An internal error has occurred in node <insert_4>.

Severity

20 : Error

Explanation

Unable to get message from WebSphere MQ queue <insert_1>: MQCC=<insert_2>; MQRC=<insert_3>; node <insert_4>. This queue is used for internal communication between the listener process and the message flow. The node periodically retries the MQGET until it is successful.

Response

Ensure the queue manager is operational. If this problem occurs frequently, restart the message broker. If it continues to occur, contact your IBM support center.

BIP3116

Reply message is empty; reply node <insert_1>.

Severity

20 : Error

Explanation

The WebSphere Message Broker reply node <insert_1> has received a response message to write to an HTTP client, but the message appears to be empty (that is, it has no message content in the output bitstream). This situation can occur when a output message is built incorrectly using the Compute node.

Response

Check the message flow to determine whether the message is being built correctly. If not, correct the problem and redeploy the broker.

BIP3117

An internal error has occurred in node <insert_5>.

Severity

20 : Error

Explanation

A message flow node failed to write to the WebSphere MQ queue <insert_2> owned by queue manager <insert_1> with the resulting WebSphere MQ completion and reason codes of <insert_3> and <insert_4>. This queue is used for internal communication between the listener process and the message flow.

Response

Correct any problems relating to the WebSphere MQ queue manager. If this problem occurs frequently, restart the message broker. If it continues to occur, contact your IBM support center.

BIP3118

Reply message successfully sent by reply node <insert_3> to the requesting HTTP client

Severity

0 : Information

Explanation

Reply message successfully sent by reply node <insert_3> to the requesting HTTP client via WebSphere Message Broker queue <insert_2> connected to queue manager <insert_1>.

Response

No user action required.

BIP3119

An internal error has occurred in node <insert_5>.

Severity

20 : Error

Explanation

A message flow node received a warning when writing to the WebSphere MQ queue <insert_2>2 owned by queue manager <insert_1> ; WebSphere MQ completion and reason codes were <insert_3>3 and <insert_4>. This queue is used for internal communication between the listener process and the message flow, and warning messages should not occur in normal operation.

Response

Correct any problems relating to the WebSphere MQ queue manager. If this problem occurs frequently, restart the message broker. If it continues to occur, contact your IBM support center.

BIP3120

Exception condition detected on input node <insert_1>.

Severity

20 : Error

Explanation

The input node <insert_1> detected an error whilst processing a message. The message flow has been rolled-back and a fault message returned to the requesting client. Following messages will indicate the cause of this exception.

Response

Check the error messages which follow to determine why the exception was generated, and take action as described by those messages.

BIP3121

An internal error was detected, and the request has not been processed. See the error logs associated with the broker for more details.

Severity

20 : Error

Explanation

This message is used as a faultstring in a SOAP fault message.

Response

None.

BIP3122

Message received and propagated to 'out' terminal of HTTP input node <insert_1>.

Severity

0 : Information

BIP3123

Exception condition detected on input node <insert_2>: object label <insert_1>.

Severity

20 : Error

Explanation

The input node <insert_2> detected an error whilst processing a message. The message flow has been rolled-back and a fault message returned to the requesting client. Following messages will indicate the cause of this exception which was generated in the STL container classes.

Response

Check the error messages which follow to determine why the exception was generated, and take action as described by those messages.

BIP3124

An internal error has occurred in node <insert_4>.

Severity

20 : Error

Explanation

A warning was received when node <insert_4> got a message from WebSphere MQ queue <insert_1>: MQCC=<insert_2>; MQRC=<insert_3>; node <insert_4>. This queue is used for internal communication between the listener process and the message flow, and warning messages should not occur in normal operation.

Response

Correct any problems relating to the WebSphere MQ queue manager. If this problem occurs frequently, restart the message broker. If it continues to occur, contact your IBM support center.

BIP3125

The HTTP Reply node has returned from waiting for an acknowledgement of the reply message from the listener process.

Severity

30 : Severe error

Explanation

The HTTP reply node <insert_5> attempted to receive a message from the specified queue <insert_2> connected to queue manager <insert_1>. The MQCC was <insert_3> and the MQRC was <insert_4>.

Response

No action.

BIP3126

The HTTP Reply node has sent the reply message to the HTTP client via the listener process.

Severity

0 : Information

Explanation

The HTTP reply node <insert_5> attempted to put a message to the specified queue <insert_2> connected to queue manager <insert_1>. The MQCC was <insert_3> and the MQRC was <insert_4>.

Response

No action.

BIP3127

An internal error was detected. See the error logs associated with the broker for more details.

Severity

20 : Error

Explanation

This message is used as a faultstring in a SOAP fault message.

Response

None.

BIP3128

Failed to locate Java class <insert_1>.

Severity

30 : Severe error

Explanation

The Java class <insert_1> could not be found.

Response

This is an internal error and you should contact your IBM support center.

BIP3129

Failed to locate Java method <insert_1> in class <insert_2>.

Severity

30 : Severe error

Explanation

The Java method <insert_1> in class <insert_2> could not be found.

Response

This is an internal error and you should contact your IBM support center.

BIP3130

An exception was detected during message flow processing: <insert_1>1 See the error logs associated with the broker for more details.

Severity

20 : Error

Explanation

This message is used as a faultstring in a SOAP fault message.

Response

None.

BIP3131

The HTTP Listener could not create a necessary working directory: <insert_1> (error code <insert_2>)

Severity

20 : Error

Explanation

The HTTP Listener needs to create a working directory for the servlet engine to function correctly. This directory could not be created, and the listener will exit.

Response

Make sure the broker has the necessary permissions to create the required directory.

BIP3132

The HTTP Listener has started listening on port <insert_1> for <insert_2> connections.

Severity

0 : Information

Explanation

The HTTP Listener process is currently listening on the broker-specific TCPIP port <insert_1> for connections of type <insert_2>

Response

No user action required.

BIP3133

The HTTP Listener has stopped listening on port <insert_1> for <insert_2> connections.

Severity

0 : Information

Explanation

The HTTP Listener process is no longer listening on the broker-specific TCPIP port <insert_1> for connections of type <insert_2>.

Response

No user action required.

BIP3134

A necessary working directory could not be created: <insert_1> (error code <insert_2>)

Severity

20 : Error

Explanation

A working directory is needed for a configuration file. This directory could not be created, and proper operation of the broker is not assured.

Response

Make sure the broker has the necessary permissions to create the required directory.

BIP3135

An exception occurred while starting the servlet engine connector. Exception text is <insert_1>1

Severity

30 : Severe error

Explanation

There are many possible causes of this error. Common causes are:

1: The SSL keystoreFile does not exist or could not be found at the location specified in the 'keystoreFile' property or in the default location of: (<home directory of user-id running the broker>\.keystore)

2: The SSL keystoreFile was found but was accessed with an incorrect password.

3: The SSL key alias in the keystore has a password that is different from the keystore password.

However, this may be an internal error, possibly due to a faulty installation. A review of the exception text may indicate a solution.

Response

Stop the broker and if the exception text does not allow you to solve the problem then you should contact your IBM support center.

BIP3136

A timeout occurred whilst sending reply data to the HTTP client. Timeout in seconds: <insert_1>1

Severity

30 : Severe error

Explanation

This may be a transient error, such as a network timeout, or it could be that the client is no longer responding.

Response

None.

BIP3137

An exception occurred whilst sending reply data to the HTTP client: <insert_1>

Severity

30 : Severe error

Explanation

This may be a transient error, such as a network timeout, or it could be that the client is no longer responding.

Response

Examine the exception text to determine what caused the error.

BIP3138

An attribute conflict was detected between two HTTP Input Nodes. The timeout value specified for node <insert_1> using URL selector <insert_2> was <insert_3>, but a previous HTTP Input Node has already specified a value of <insert_4> for the same URL selector. The new value of <insert_3> will be used.

Severity

10 : Warning

Explanation

The HTTP listener process can only use one timeout value for any given URL selector. Unexpected results may occur when multiple input nodes specify different timeout values for the same URL selector.

Response

Change the timeout values for the HTTP Input Nodes to remove the conflict, and redploy the configuration.

BIP3139

A configuration file <insert_1> could not be opened for writing.

Severity

20 : Error

Explanation

The configuration file needs to be updated to allow for correct broker operation, but the broker could not open the file for writing.

Response

Make sure the broker has the necessary permissions to write to the required file.

BIP3140

The HTTP listener process could not be started. broker name <insert_1>;

Severity

20 : Error

Explanation

The broker was unable to start an HTTP listener process.

Response

Ensure that the executable is available and that the broker's service userid has permission to run the executable.

BIP3141

The broker has detected that the HTTP listener (process ID <insert_1>), has shut down abnormally.

Severity

20 : Error

Explanation

An HTTP listener process ended abnormally.

Response

Investigate the reasons for the problem.

BIP3142

Internal error in the Admin Agent: <insert_1>

Severity

30 : Severe error

Explanation

An error has occurred during HTTP listener startup or shutdown.

Response

See other error messages for information on how this error happened.

BIP3143

Message does not contain valid HTTP context information

Severity

30 : Severe error

Explanation

HTTP context information is required for reply processing to be successful. The needed information was not found in the incoming message, and no HTTP reply can be produced.

Response

Provide the required HTTP context information.

BIP3144

An error has occurred during HTTP listener startup: the specified TCPIP port (<insert_1>) is already in use.

Severity

30 : Severe error

Explanation

The HTTP listener needs to bind to a TCPIP port for correct operation to be possible. The broker-specific TCPIP port number <insert_1> is in use by another application.

Response

Stop other applications from using the specified port, or change the broker-specific port.

BIP3145

Message propagated to failure terminal; node <insert_1>.

Severity

0 : Information

Explanation

Node <insert_1> has received an HTTP request message, but an error occurred before the message could be propagated to the output terminal. The message broker is propagating the message to the failure terminal of the node.

Response

Examine the other messages and the message flow to determine why the message is not being received as expected. Correct this situation if possible. Perform any local error recovery processing required.

BIP3146

Error detected whilst processing a message <insert_1>.

Severity

20 : Error

Explanation

The message broker detected an error whilst processing a message in node <insert_1>. The message has been augmented with an exception list and has been propagated to the node's catch terminal for further processing.

Response

See the following messages for details of the error.

BIP3150

A socket error occurred. Operation: <insert_1>. Error Code: <insert_2>. Error Text: <insert_3>.

Severity

30 : Severe error

Explanation

An error occurred whilst performing a TCP/IP socket operation. This may be a temporary error, such as a server not responding, or a symptom of an invalid hostname or port number.

Response

See the following messages for information pertaining to this error.

BIP3151

A socket operation timed out. Operation: <insert_1>. Error Code: <insert_2>. Timeout in seconds: <insert_4>. Error Text: <insert_3>.

Severity

30 : Severe error

Explanation

A timeout occurred whilst performing a TCP/IP socket operation. This may be a transient error, such as a server is busy or it could be that the server is no longer responding.

Response

See the following messages for information pertaining to this error.

BIP3152

Socket error detected whilst invoking Web service located at host <insert_1>, port <insert_2>, path <insert_3>.

Severity

30 : Severe error

Explanation

This may be a transient error, such as a server not responding, or a symptom of an invalid hostname or port number.

Response

Check that the hostname and port number are valid, and point to a functioning Web service.

BIP3153

Error detected whilst invoking Web service located at host <insert_1>, port <insert_2>, path

<insert_3>.

Severity

30 : Severe error

Explanation

This may be a transient error, such as a server not responding or it may be a symptom of an invalid hostname and/or port number.

Response

Check that the hostname, port number and URL path are valid, and point to a functioning Web service.

BIP3154

An error has been detected whilst initializing the windows socket dll (WS2_32.dll). This could be because the dll could not be found or the version found is back level (not 2.2 compliant). Error Code: <insert_1>, Error Text: <insert_2>.

Severity

30 : Severe error

Explanation

Make sure that WS2_32.dll exists, and is in the system path.

BIP3155

An error was found whilst parsing HTTP header data. Invalid non-numeric data found in the Content Length Header. The Content Length value was: <insert_1>.

Severity

30 : Severe error

Explanation

The Content Length value should only contain the digits "1234567890".

Response

Ensure the Content Length HTTP header contains only numeric data

BIP3156

An error was found when parsing <insert_2> header data. A <insert_2> header name is empty or contains unsupported characters at position <insert_1>.

Severity

30 : Severe error

Explanation

A <insert_2> header name cannot be empty, nor can it contain unsupported characters.

Response

This problem typically occurs if a CRLF has been omitted. Check the header contents and correct any errors.

BIP3157

An error was found whilst parsing <insert_2> header data. Multiple occurrences of a <insert_2> Header were found, when only one is allowed, or a non-folding <insert_2> Header was folded. The header was <insert_1>.

Severity

30 : Severe error

Explanation

The <insert_2> Header <insert_1> cannot be folded or occur multiple times. Ensure that it occurs only once, and is not folded.

BIP3158

An error was found whilst parsing HTTP header data. Bad http header data found, as the single line limit was exceeded without a CRLF found. The first few characters from the data were: <insert_1>.

Severity

30 : Severe error

Explanation

Ensure that the HTTP data contains CF-LF characters to delimit lines, and ensure that a single line is not too long.

BIP3159

An error was found whilst parsing HTTP header data. The data is not an HTTP Request or Response. Invalid HTTP Header data. The first few characters from the data were: <insert_2>. The current index (offset) into the HTTP Header data was: <insert_1>.

Severity

30 : Severe error

Explanation

Ensure that the HTTP data is valid.

BIP3160

A socket was closed before all expected data was received. Received: <insert_1>. Expected: <insert_4>.

Severity

30 : Severe error

Explanation

An error occurred whilst performing a TCP/IP socket operation. The socket was closed before all expected data was received, or the Content-Length returned by the server was invalid. HTTP Content-Length: <insert_2>. HTTP Headers length: <insert_3>.

BIP3161

A socket was closed before all expected data was received. Total data received: <insert_1>.

Severity

30 : Severe error

Explanation

An error occurred whilst performing a TCP/IP socket operation. The socket was closed before all expected data was received, as the end of the HTTP headers have not been found. Ensure that the HTTP data is valid.

BIP3162

An HTTP error occurred. The HTTP Request-Line was: <insert_5>.

Severity

30 : Severe error

Explanation

The HTTP Request Header bitstream (if any) to be used was: <insert_1>. The HTTP Request Message Body bitstream (if any) to be used was: <insert_2>. The HTTP Reply Header bitstream (if any) received from the server was: <insert_3>. The HTTP Reply Message Body bitstream (if any) received from the server was: <insert_4>. Ensure that the HTTP data is valid.

Response

See the following messages for information pertaining to this error.

BIP3163

An HTTP error occurred with Status Code <insert_1> and Status Line <insert_2>;

Severity

30 : Severe error

Explanation

Ensure that the HTTP data is valid.

Response

See the following messages for information pertaining to this error.

BIP3164

The HTTPRequest Node <insert_2> failed to navigate to the message location specified. The location specified was: <insert_1>.

Severity

30 : Severe error

Explanation

Ensure that the Location <insert_1> is valid for the message tree where it is used.

Response

Correct the specified message location.

BIP3165

An error occurred whilst performing an SSL socket operation. Operation: <insert_1>. Error Text: <insert_2>.

Severity

30 : Severe error

Explanation

This may be a temporary error, such as a server not responding, or a symptom of an invalid hostname or port number.

Response

See the following messages for information pertaining to this error.

BIP3166

An SSL socket operation timed out. Operation: <insert_1>. Error Text: <insert_3>. Timeout in seconds: <insert_2>2

Severity

30 : Severe error

Explanation

A timeout occurred whilst performing an SSL socket operation. This may be a transient error, such as a server is busy, or it could be that the server is no longer responding.

Response

See the following messages for information pertaining to this error.

BIP3167

An internal error occurred whilst attempting to access deployed WSDL data. Error Text: <insert_1>.

Severity

30 : Severe error

Explanation

Deployed WSDL definitions are accessed at runtime for message flows using SOAP nodes. An internal error occurred whilst attempting to do this.

Response

This is an internal error. Contact your IBM support center.

BIP3201

(<insert_1>, <insert_2>) : EXTERNAL SCHEMA clause specified for the routine <insert_3> which is not defined to be LANGUAGE DATABASE.

Severity

20 : Error

Explanation

The EXTERNAL SCHEMA clause is only valid for routines that have an implicit or explicit LANGUAGE DATABASE clause. The routine specified is <insert_3>.

Response

Correct the syntax of your ESQL expression in node <insert_1>, around line and column <insert_2>, then redeploy the message flow.

BIP3202

(<insert_1>, <insert_2>) : An error occurred when trying to resolve the Java class or method <insert_3> which is referred to by the routine <insert_4>.

Severity

20 : Error

Explanation

Further messages are generated that explain the error in more detail.

Response

Correct the syntax of your Java expression in node <insert_1>, around line and column <insert_2>, then redeploy the message flow.

BIP3203

<insert_1> is not a valid FORMAT expression for converting expression <insert_2> to type <insert_3>. Parsing failed at <insert_4>.

Severity

30 : Severe error

Explanation

The FORMAT expression contains an unrecognized character for the given conversion. This error can occur if a FORMAT expression for a numerical conversion is used to convert to or from a DATE, TIME, TIMESTAMP, GMTTIME or GMTTIMESTAMP expression. It can also occur if an invalid character has not been quoted.

Response

Either replace the FORMAT expression with one of applicable type, or remove the offending character.

BIP3204

Input expression <insert_1> does not match FORMAT expression <insert_2>. Parsing failed to match <insert_3> with <insert_4>.

Severity

30 : Severe error

Explanation

The given expression contains data which does not match the current element of the FORMAT expression.

Response

Either rewrite the FORMAT expression to match the input data or modify the input data to match the FORMAT expression.

BIP3206

Error in parsing FORMAT expression <insert_1>, parsing failed at <insert_2> because of an unexpected '0', Cannot have 0s after #s after 0s.

Severity

30 : Severe error

Explanation

The FORMAT expression was incorrect, and must be rewritten.

Response

Look at the reason given and the point at which it failed to determine what has gone wrong. It is most likely an incorrect character used.

BIP3207

Error in parsing FORMAT expression <insert_1>, parsing failed at <insert_2> because of a grouping separator after the decimal point is illegal.

Severity

30 : Severe error

Explanation

The FORMAT expression was incorrect, and must be rewritten.

Response

Look at the reason given and the point at which it failed to determine what has gone wrong. It is most likely an incorrect character used.

BIP3208

Error in parsing FORMAT expression <insert_1>, parsing failed at <insert_2> because of multiple

decimal separators cannot be specified.

Severity

30 : Severe error

Explanation

The FORMAT expression was incorrect, and must be rewritten.

Response

Look at the reason given and the point at which it failed to determine what has gone wrong. It is most likely an incorrect character used.

BIP3209

Error in parsing FORMAT expression <insert_1>, parsing failed at <insert_2> because of multiple exponential symbols cannot be specified.

Severity

30 : Severe error

Explanation

The FORMAT expression was incorrect, and must be rewritten.

Response

Look at the reason given and the point at which it failed to determine what has gone wrong. It is most likely an incorrect character used.

BIP3210

Error in parsing FORMAT expression <insert_1>, parsing failed at <insert_2> because of grouping separators and exponents are mutually exclusive.

Severity

30 : Severe error

Explanation

The FORMAT expression was incorrect, and must be rewritten.

Response

Look at the reason given and the point at which it failed to determine what has gone wrong. It is most likely an incorrect character used.

BIP3211

Error in parsing FORMAT expression <insert_1>, parsing failed at <insert_2> because of malformed exponential pattern, must have at least one '0' in the exponent and at least one '#' or '0' in the integral or mantissa.

Severity

30 : Severe error

Explanation

The FORMAT expression was incorrect, and must be rewritten.

Response

Look at the reason given and the point at which it failed to determine what has gone wrong. It is most likely an incorrect character used.

BIP3212

Error in parsing FORMAT expression <insert_1>, parsing failed at <insert_2> because of unquoted special characters in suffix.

Severity

30 : Severe error

Explanation

The FORMAT expression was incorrect, and must be rewritten.

Response

Look at the reason given and the point at which it failed to determine what has gone wrong. It is most likely an incorrect character used.

BIP3213

Error in parsing FORMAT expression <insert_1>, parsing failed at <insert_2> because of unexpected separator, separators not allowed in prefix or negative pattern.

Severity

30 : Severe error

Explanation

The FORMAT expression was incorrect, and must be rewritten.

Response

Look at the reason given and the point at which it failed to determine what has gone wrong. It is most likely an incorrect character used.

BIP3214

Error in parsing FORMAT expression <insert_1>, parsing failed at <insert_2> because of too many percent characters.

Severity

30 : Severe error

Explanation

The FORMAT expression was incorrect, and must be rewritten.

Response

Look at the reason given and the point at which it failed to determine what has gone wrong. It is most likely an incorrect character used.

BIP3215

Error in parsing FORMAT expression <insert_1>; parsing failed at <insert_2> because of too many perMill characters.

Severity

30 : Severe error

Explanation

The FORMAT expression was incorrect, and must be rewritten.

Response

Look at the reason given, and the point at which it failed, to determine what has gone wrong. Typically an incorrect character is used. Rewrite the expression.

BIP3216

Error in parsing FORMAT expression <insert_1>, parsing failed at <insert_2> because of multiple pad specifiers, you can only pad once.

Severity

30 : Severe error

Explanation

The FORMAT expression was incorrect, and must be rewritten.

Response

Look at the reason given and the point at which it failed to determine what has gone wrong. It is most likely an incorrect character used.

BIP3217

Error in parsing FORMAT expression <insert_1>, parsing failed at <insert_2> because of syntax error, could be an unmatched quote.

Severity

30 : Severe error

Explanation

The FORMAT expression was incorrect, and must be rewritten.

Response

Look at the reason given and the point at which it failed to determine what has gone wrong. It is most likely an incorrect character used.

BIP3218

Error in parsing FORMAT expression <insert_1>, parsing failed at <insert_2> because of illegal pad position.

Severity

30 : Severe error

Explanation

The FORMAT expression was incorrect, and must be rewritten.

Response

Look at the reason given and the point at which it failed to determine what has gone wrong. It is most likely an incorrect character used.

BIP3219

(<insert_1>, <insert_2>) : End of ESQL file found whilst still inside a block comment.

Severity

20 : Error

Explanation

There were <insert_3> open block comments when the end of the ESQL file was found. Please ensure that all open block comments are closed (with the */ block comment termination sequence) before the end of the ESQL file.

Response

Correct the syntax of your ESQL expression in node <insert_1>, around line and column <insert_2>, then redeploy the message flow.

BIP3220

(<insert_1>, <insert_2>) : End of ESQL file found whilst still inside an executable block comment.

Severity

20 : Error

Explanation

There were <insert_3> open executable block comments when the end of the ESQL file was found. Please ensure that all open executable block comments are closed (with the >!* / executable block comment termination sequence) before the end of the ESQL file.

Response

Correct the syntax of your ESQL expression in node <insert_1>, around line and column <insert_2>, then redeploy the message flow.

BIP3221

The broker could not bind a LOB parameter of an external stored procedure because the data was too large. The size of the data was <insert_1>.

Severity

20 : Error

Response

Where possible retrieve CLOB and BLOB fields through a standard SQL call rather than a stored procedure. If the problem persists contact your IBM Support Centre.

BIP3222

The value <insert_1> was of an unsuitable length <insert_2> for casting from a bit array to an integer.

Severity

20 : Error

Explanation

The operand of a casting operation was of an unsuitable length for it to be cast to the target data type. To cast a bit array to an integer the length of the array must be 64.

Response

Check the logic of the message flow and redeploy.

BIP3223

The value <insert_1> was of an unsuitable length <insert_2> for casting from a bit array to a string.

Severity

20 : Error

Explanation

The operand of a casting operation was of an unsuitable length for it to be cast to the target data type. To cast a bit array to a string the length of the array must be divisible by 8.

Response

Check the logic of the message flow and redeploy.

BIP3224

The value <insert_1> was of an unsuitable length <insert_2> for casting from a bit array to a byte array.

Severity

20 : Error

Explanation

The operand of a casting operation was of an unsuitable length for it to be cast to the target data type. To cast a bit array to a byte array the length of the bit array must be divisible by 8.

Response

Check the logic of the message flow and redeploy.

BIP3234

(<insert_1>, <insert_2>) : Truncated data was returned from the database when executing statement <insert_4> against datasource <insert_3>.

Severity

20 : Error

Explanation

The database indicated that data returned from a stored procedure call has been truncated. This can occur when large CLOB or BLOB fields are being returned. This message flow has been set to Treat warnings as errors and an exception has been raised.

Response

Retrieve CLOB and BLOB fields by using a standard SQL call rather than a stored procedure. If the problem persists, contact your IBM Support Center.

BIP3235

(<insert_1>, <insert_2>) : Truncated data was returned from the database when executing statement <insert_4> against datasource <insert_3>.

Severity

10 : Warning

Explanation

The database indicated that data returned from a stored procedure call has been truncated. This can occur when large CLOB or BLOB fields are being returned. This message flow is not set to Treat warnings as errors and will continue processing using the truncated data.

Response

Retrieve CLOB and BLOB fields by using a standard SQL call rather than a stored procedure. If the problem persists, contact your IBM Support Center.

BIP3301

File node <insert_1> in message flow <insert_2> is unable to process files in the input directory <insert_3>.

Severity

20 : Error

Explanation

The FileInput node is unable to process files in its input directory. The files or the directory might be locked or unavailable because of file system permissions or security settings, or the directory path might be specified incorrectly.

Response

Check that the node's properties specify the correct directory path, that the input directory exists, and that the broker can access it. See the WebSphere Message Broker online documentation topic "FileInput node" for more information.

BIP3302

File node <insert_1> in message flow <insert_2> is unable to process files in the 'mqsiarchive' directory <insert_3>.

Severity

10 : Warning

Explanation

The FileInput node is unable to process files in the 'mqsiarchive' directory. The files or the directory may be locked or unavailable due to file system permissions or security settings.

Response

Check that the archive directory exists and is accessible by the broker. See the WebSphere Message Broker online documentation section "FileInput node" for more information.

BIP3303

File node <insert_1> in message flow <insert_2> is unable to process files in the 'mqsiarchive' directory <insert_3>.

Severity

20 : Error

Explanation

The FileInput node is unable to process files in the 'mqsiarchive' directory. The files or the directory may be locked or invisible to the broker due to file system permissions or security settings.

Response

Check that the directory exists and is accessible by the broker. See the WebSphere Message Broker online documentation section "FileInput node" for more information.

BIP3304

File node <insert_1> in message flow <insert_2> cannot move file <insert_3> to the 'mqsiarchive' directory because there is already a file of that name.

Severity

20 : Error

Explanation

The FileInput node is unable to move a file to the 'mqsiarchive' directory; a file of the same name already exists in that directory.

Response

If your flow will process multiple files of the same name you can set the 'Retry' panel attribute of the node to avoid name clashes. See the WebSphere Message Broker online documentation section "FileInput node" for more information.

BIP3307

File node <insert_1> in message flow <insert_2> cannot create file <insert_3> in directory <insert_4>; a file of that name already exists.

Severity

20 : Error

Explanation

'Create a new output file' is the 'Output file action' of the FileOutput node but a file of that name already exists in the output directory.

Response

Ensure that output files are not kept in the output directory, or choose another Output file action. See

the WebSphere Message Broker online documentation section "FileOutput node" for more information.

BIP3309

File node <insert_1> in message flow <insert_2> cannot write to the 'mqsiarchive' directory <insert_3>.

Severity

10 : Warning

Explanation

The FileInput node is prevented by the file subsystem from writing to the 'mqsiarchive' directory.

Response

Check that the broker has permission to create and write to files in the 'mqsiarchive' directory. See the WebSphere Message Broker online documentation section "FileInput node" for more information.

BIP3310

File node <insert_1> in message flow <insert_2> property name <insert_4> is supplied with an invalid value <insert_3>.

Severity

20 : Error

Explanation

The FileOutput node cannot interpret the property value.

Response

Check that the correct property value is set on the FileOutput node in your flow definition. See the WebSphere Message Broker online documentation section "FileOutput node" for more information.

BIP3311

File node <insert_1> in message flow <insert_2>. Property <insert_3> is supplied a value <insert_4> which is out of range.

Severity

20 : Error

Explanation

The FileOutput node was supplied a property value which is not in a valid range.

Response

Check the definition of the property of the FileOutput node, and supply a value which is in the valid range. See the WebSphere Message Broker online documentation section "FileOutput node" for more information.

BIP3312

File node <insert_1> in message flow <insert_2> has set the property <insert_3> to <insert_4>.

Severity

0 : Information

Explanation

The File node has set the property.

Response

No action is required.

BIP3313

File node <insert_1> in message flow <insert_2> has no value for the <insert_3> property.

Severity

10 : Warning

Explanation

The FileOutput node property is not set. In order to execute correctly this value must be supplied in the local environment of the message received by the node.

Response

If this property is to be supplied in the Local Environment of each message processed there is no user action required. Otherwise specify a property value on the node and redeploy the flow. See the WebSphere Message Broker online documentation section "FileOutput node" for more information.

BIP3314

File node <insert_1> in message flow <insert_2> cannot write to output directory <insert_3>.

Severity

10 : Warning

Explanation

The FileOutput node cannot write to the output directory because the file system prevents suitable access, which should include the abilities to: read and write files; move, create and delete files; and create subdirectories with the same properties.

Response

Check that a suitable directory exists and that the file system permits the required processing. See the WebSphere Message Broker online documentation section "FileOutput node" for more information.

BIP3315

File node <insert_1> in message flow <insert_2> cannot move file <insert_3> from directory <insert_4> to subdirectory <insert_5>.

Severity

20 : Error

Explanation

The file node attempted to move a file to a subdirectory but could not. Either there is a file of that name already in the subdirectory, or the file system prevents the action, for example, the file may be locked.

Response

For FileInput nodes check that the 'mqsiarchive' and 'mqsibackout' subdirectories are available and accessible. For FileOutput nodes check that the 'mqsiarchive' subdirectory is available and accessible and that the correct 'Output file action' property is set. File system permissions and security settings may be preventing the normal action of the node. See the WebSphere Message Broker online documentation sections "FileInput node" and "FileOutput node" for more information.

BIP3316

File node <insert_1> in message flow <insert_2> has no valid filename specified as property <insert_3>.

Severity

10 : Warning

Explanation

The FileOutput node file name property is either not specified or its value is not a valid file name.

Response

If it is intended that each message has this property specified by the flow then there is no user action required. Otherwise ensure that the flow correctly sets the file name in the local environment prior to propagation to this FileOutput node, or set the node property to specify a valid filename. See the WebSphere Message Broker online documentation section "FileOutput node" for more information.

BIP3317

File node <insert_1> in message flow <insert_2> created directory <insert_3>.

Severity

0 : Information

Explanation

The file node created a subdirectory for its own processing.

Response

No user action is required.

BIP3318

File node <insert_1> in message flow <insert_2> failed to delete file <insert_3> in directory <insert_4>.

Severity

20 : Error

Explanation

The file node was unable to delete a file before moving a file of the same name into the directory.

Response

Ensure that the file system is working normally and that the directories used by the file nodes have the file permissions and security settings for full broker access. See the WebSphere Message Broker online documentation sections "FileInput node" and "FileOutput node" for more information.

BIP3319

File node <insert_1> in message flow <insert_2> is moving file <insert_3> to directory <insert_4> with new name <insert_5>.

Severity

0 : Information

Explanation

The file node is about to move a file with a modified name.

Response

No user action is necessary.

BIP3320

File node <insert_1> in message flow <insert_2> encountered an I/O exception <insert_3> writing to output file <insert_4>.

Severity

20 : Error

Explanation

The FileOutput node encountered an exception from the file system while writing to a file.

Response

Ensure that the file system is available and operating normally. In particular check that there is sufficient free space in the file system to store the file. The exception description indicates the general nature of the error. See the WebSphere Message Broker online documentation section "FileOutput node" for more information.

BIP3321

File node <insert_1> in message flow <insert_2> cannot delete the file <insert_3>.

Severity

20 : Error

Explanation

The file node failed to delete a file during normal processing.

Response

Ensure that the file system permissions and security settings permit the broker to delete this file. For FileInput nodes the file may be an input file which is to be deleted after successful (or unsuccessful) processing. For FileOutput nodes the file may be an existing output file which is to be replaced as part of processing a file of the same name. See the WebSphere Message Broker online documentation sections "FileInput node" and "FileOutput node" for more information.

BIP3322

File node <insert_1> in message flow <insert_2> encountered an I/O exception <insert_3> on file <insert_4>.

Severity

20 : Error

Explanation

The file node failed to open the file because of an exception received from the file system. The exception description indicates the nature of the exception raised.

Response

Ensure that the input directory and the file have the correct file permissions and security settings to permit the broker to read from and write to the file. See the WebSphere Message Broker online documentation sections "FileInput node" and "FileOutput node" for more information.

BIP3323

File node <insert_1> in message flow <insert_2> does not allow more than one wildcard character '*' in the file name <insert_3>.

Severity

20 : Error

Explanation

The FileOutput node discovered more than one wildcard character in the file name specification. Only one is allowed.

Response

Check the specification of the file name in the message flow node. Ensure that only one wildcard character is used. See the WebSphere Message Broker online documentation section "FileOutput node" for more information.

BIP3325

File node <insert_1> in message flow <insert_2> cannot use the directory <insert_3> for file name <insert_4>.

Severity

20 : Error

Explanation

The file node cannot create the directory or cannot move a file into or out of the directory with that name.

Response

Ensure that the file and directory names are correctly specified in the message flow. The names may contain invalid characters or the directory may be ineligible for use, or the broker may not have the authority to perform the action required. See the WebSphere Message Broker online documentation sections "FileInput node" and "FileOutput node" for more information.

BIP3327

File node <insert_1> in message flow <insert_2> will delete file <insert_3> from directory <insert_4>.

Severity

0 : Information

Explanation

The FileOutput node will delete a file from a directory because a new file of the same name is to be created there.

Response

No user action is required. See the WebSphere Message Broker online documentation section "FileOutput node" for more information.

BIP3328

File node <insert_1> in message flow <insert_2> cannot create the directory path <insert_3>.

Severity

20 : Error

Explanation

The FileOutput node attempted to create the missing directories in a given path but cannot complete the action.

Response

Check the specification of the directory path in the message flow node and ensure that the Message Broker has sufficient file system authority to create the required directories. See the WebSphere Message Broker online documentation section "FileOutput node" for more information.

BIP3329

File node <insert_1> in message flow <insert_2> created missing directories in the output directory path <insert_3>.

Severity

0 : Information

Explanation

The FileOutput node created some directories in the output path that did not already exist.

Response

No user action is necessary.

BIP3330

File node <insert_1> in message flow <insert_2> encountered an I/O exception <insert_3> while reading the file <insert_4>.

Severity

20 : Error

Explanation

The FileInput node encountered an exception from the file system while reading a file.

Response

Ensure that the file system is available and operating normally and that the file being read has not been corrupted. Text in the exception description indicates the general nature of the error. See the WebSphere Message Broker online documentation section "FileInput node" for more information.

BIP3331

File node <insert_1> in message flow <insert_2> cannot continue executing. See the following message number <insert_3> for details of the problem preventing execution.

Severity

30 : Severe error

Explanation

The FileInput node encountered an exception which prevented it executing successfully. This message will be issued repeatedly until the problem is resolved by user intervention. No further messages will be processed by this node until the flow is restarted.

Response

To resolve the problem:

- Stop the flow, and any other flow that refers to the directory.
- Read the referenced message, which should closely follow this message in the event log.
- Resolve the problem identified in that message.
- Check that the files mentioned in that message are not in the wrong directory, and there are no files of the same name in the 'mqsiarchive' or 'mqsibackout' directories. If necessary, delete, rename or move files so that there is only one file of that name in the input directory.
- Restart the flow.

See the WebSphere Message Broker online documentation section "FileInput node" for more information.

BIP3332

File node <insert_1> in message flow <insert_2> cannot continue executing. See the following message number <insert_3> for details of the problem preventing execution.

Severity

20 : Error

Explanation

The FileInput node encountered an exception which prevented it executing successfully. When the problem is resolved, the flow will continue processing. This message is issued repeatedly until the problem is resolved.

Response

To resolve the problem:

- Read the referenced message, which should closely follow this message in the event log.
- Resolve the problem identified in that message.

See the WebSphere Message Broker online documentation section "FileInput node" for more information.

BIP3333

The File node <insert_1> in message flow <insert_2> cannot resolve the relative file path <insert_3>.

Severity

20 : Error

Explanation

Relative file paths are resolved by using the absolute directory path in the 'MQSI_FILENODES_ROOT_DIRECTORY' environment variable.

This environment variable is not set correctly and cannot be used to resolve the path.

Response

Either ensure that the 'MQSI_FILENODES_ROOT_DIRECTORY' environment variable contains an absolute directory path and that the directory exists and can be accessed by the broker, or change the node configuration to use absolute directory paths.

See the WebSphere Message Broker online documentation topic "FileInput node" or "FileOutput node" for more information.

BIP3334

The FileOutput node <insert_1> in message flow <insert_2> received a message on its 'Finish File' terminal, but there is no file named <insert_3> to be finished.

Severity

20 : Error

Explanation

All output files are written to the 'mqsitransit' subdirectory until finished. When a file is finished it is moved to the output directory.

Response

Check the message flow processing to ensure that one or more messages are sent to the 'In' terminal of the FileOutput node before sending a message to the 'Finish File' terminal.

Check that the file name used is the same in all relevant flows.

See the WebSphere Message Broker online documentation section "FileOutput node" for more information.

BIP3335

File node <insert_1> in message flow <insert_2> attempted to create whole file <insert_3>, but there is already an unfinished file by that name.

Severity

20 : Error

Explanation

A new file is being created with the 'whole file' property of the FileOutput node but there is already a file of that name. This can be because another message flow has created this file but it has not yet been finished (it is still in the transit directory). The new file is not created and an exception is thrown.

Response

Output files are written to the 'mqsitransit' subdirectory of the output directory. If the file will not be finished (and moved to the output directory) by a subsequent flow then the file may need to be removed manually. Before handling files in the 'mqsitransit' directory all flows which refer to its parent directory should be stopped. See the WebSphere Message Broker online documentation section "FileOutput node" for more information.

BIP3336

File node <insert_1> in message flow <insert_2> is moving file <insert_3> to directory <insert_4>.

Severity

0 : Information

Explanation

The file node is about to move a file to a different directory. The node will not change the file's name.

Response

No user action is necessary.

BIP3337

File node <insert_1> in message flow <insert_2> is deleting file <insert_3> from directory <insert_4>.

Severity

0 : Information

Explanation

The file node is about to delete an existing file.

Response

No user action is necessary.

BIP3338

File node <insert_1> in message flow <insert_2> could not open file <insert_3> because another process has locked it.

Severity

20 : Error

Explanation

The file node needed to open the file, but process other than the execution group containing the flow has a lock on the file. The flow is unable to continue processing the file, because it needs a read-write ("rw") lock.

Response

If other processes are likely to contend for access to the file, it may help to set the Retry options on the flow's input node to allow multiple attempts.

If no other processes should be accessing the file, use your operating system's facilities to identify the process holding the lock, and stop it or prevent it from running at the same time as the flow.

BIP3339

File node <insert_1> in message flow <insert_2> could not open file <insert_3> because another thread is using it.

Severity

20 : Error

Explanation

The flow is unable to continue processing because the file is in use. The node waited for 1 second for the file to become free, but the file remained in use. The file node needed to open the file, but another thread in the execution group containing the flow is using the file. This other thread could be an additional instance of the flow, or a different flow that uses the same file.

Response

If no other flows in the same execution group are accessing the file, reducing or eliminating additional instances for this flow may prevent file contention, at the cost of reduced throughput.

If other flows or instances are likely to contend for access to the file, it may help to set the Retry options on the flow's input node to allow multiple attempts.

BIP3340

File node <insert_1> in message flow <insert_2> could not delete file <insert_3> because another thread is using it.

Severity

20 : Error

Explanation

The flow is unable to continue processing because the file is in use. The node waited for 1 second for the file to become free, but the file remained in use. The file node needed to delete the file, but another thread in the execution group containing the flow is using the file. This other thread could be an additional instance of the flow, or a different flow that uses the same file.

Response

If no other flows in the same execution group are accessing the file, reducing or eliminating additional instances for this flow may prevent file contention, at the cost of reduced throughput.
If other flows or instances are likely to contend for access to the file, it may help to set the Retry options on the flow's input node to allow multiple attempts.

BIP3341

File node <insert_1> in message flow <insert_2> could not rename file <insert_3> because another thread is using it.

Severity

20 : Error

Explanation

The flow is unable to continue processing because the file is in use. The node waited for 1 second for the file to become free, but the file remained in use. The file node needed to rename the file, but another thread in the execution group containing the flow is using the file. This other thread could be an additional instance of the flow, or a different flow that uses the same file.

Response

If no other flows in the same execution group are accessing the file, reducing or eliminating additional instances for this flow may prevent file contention, at the cost of reduced throughput.
If other flows or instances are likely to contend for access to the file, it may help to set the Retry options on the flow's input node to allow multiple attempts.

BIP3350

File node <insert_1> in message flow <insert_2> is closing file <insert_3>.

Severity

0 : Information

Explanation

The FileInput node is closing the input file.

Response

No action is required.

BIP3351

File node <insert_1> in message flow <insert_2> is opening file <insert_3>.

Severity

0 : Information

Explanation

The FileInput node opens the file to read input records.

Response

No action is required.

BIP3352

File node <insert_1> in message flow <insert_2> is propagating record <insert_4> obtained from file <insert_3> at offset <insert_5> to terminal <insert_6>.

Severity

0 : Information

Explanation

The FileInput node read a record from the file, and will propagate it to the named terminal.

Response

No action is required.

BIP3353

File node <insert_1> in message flow <insert_2> is creating file <insert_3>.

Severity

0 : Information

Explanation

The FileOutput node is about to create a new file for writing output records.

Response

No action is required.

BIP3354

File node <insert_1> in message flow <insert_2> is adding a record to file <insert_3> at offset <insert_4>.

Severity

0 : Information

Explanation

The FileOutput node is about to write a record into the file, starting from the given offset.

Response

No action is required.

BIP3355

File node <insert_1> in message flow <insert_2> finished writing to file <insert_3>.

Severity

0 : Information

Explanation

The FileOutput node has finished writing records to the specified file. Finish processing begins.

Response

No action is required.

BIP3356

File node <insert_1> in message flow <insert_2> has reached the end of file <insert_3> at record number <insert_4>, file length <insert_5> and is propagating record an empty BLOB record to terminal <insert_6>.

Severity

0 : Information

Explanation

The FileInput node has processed all the records from the file. It will propagate an empty record to the named terminal to indicate end of data.

Response

No action is required.

BIP3380

File node <insert_1> in message flow <insert_2> could not connect to remote FTP server <insert_3>. Reason <insert_4>.'

Severity

20 : Error

Explanation

The FileInput or FileOutput node failed to open a connection to a remote FTP server. This could be because the server could not be contacted, the initial FTP protocol was not observed, or an error situation exists at the server. The reason text is from the detected connection failure.

Response

Make the following checks:

- Ensure that the server address is correct and is locally resolved to a valid IP address.
- Ensure that the server port is correctly specified (the default is port 21, and is the normal port used by FTP servers).
- Ensure that a firewall does not block access to the remote FTP Server.

If you adjust an FtpServer configurable service definition, restart the broker flow to pick up the new settings. See the WebSphere Message Broker online documentation section "FtpServer configurable service properties", for more information.

BIP3381

File node <insert_1> in message flow <insert_2> cannot login to remote server <insert_3> with user name <insert_4>. Reason <insert_5>.

Severity

20 : Error

Explanation

The FileInput or FileOutput node failed to login after connecting to a remote FTP server. This could be because the user name and password defined were not known or valid at the remote system, the FTP protocol was not observed by the FTP server, or that accounting information was required but not supplied in the FtpServer definition.

Response

Make the following checks:

- Ensure that the FTP user name and password defined as the 'securityIdentity' with 'mqsisetdbparms' are correct.
- Ensure that 'account information' is specified on the 'acctInfo' property of the FtpServer definition only if it is required by the remote system.
- Ensure that local firewall settings do not block access to the remote FTP Server.

If you adjust an FtpServer configurable service definition, restart the broker flow to pick up the new settings. See the WebSphere Message Broker online documentation section "FtpServer configurable service properties", for more information.

BIP3382

File node <insert_1> in message flow <insert_2> reached an invalid internal state <insert_4> while connecting to server <insert_3>.

Severity

20 : Error

Explanation

The communication with the remote FTP server is out-of-sequence.

Response

Contact your IBM Support Center.

BIP3383

File node <insert_1> in message flow <insert_2> failed with reason <insert_5> transferring <insert_4> to or from a remote FTP server <insert_3>.

Severity

20 : Error

Explanation

The transfer of a file using FTP failed. The failure description is a summary of the problem which may include protocol errors by the remote server, socket I/O errors, and failures while writing the file locally or remotely during the transfer. The transfer of this file is abandoned and the processing of this file fails.

Response

Ensure that the socket connection is valid and stable, and that the local and remote file systems have enough space and sufficient permissions for the transfer, including, when necessary, the deletion of a local or remote file. If a protocol error is indicated, ensure that the remote FTP Server conforms to standard FTP Server protocol standards. See the WebSphere Message Broker online documentation section "FtpServer configurable service properties", or the sections "FileInput node" and "FileOutput node", for more information.

BIP3384

File node <insert_1> in message flow <insert_2>. Unexpected reply from FTP server <insert_3>. Command and reply are <insert_4>.

Severity

20 : Error

Explanation

The transfer of a file using FTP failed because the server gave an unexpected reply to a client command. The Command and Reply are given in the message. The transfer is abandoned.

Response

Ensure that the socket connection is valid and stable, and that the local and remote file systems have enough space and sufficient permissions for the transfer, including, when necessary, the deletion of a local or remote file. If a protocol error is indicated, ensure that the remote FTP Server conforms to standard FTP Server protocol standards. See the WebSphere Message Broker online documentation section "FtpServer configurable service properties" for more information.

BIP3385

File node <insert_1> in message flow <insert_2>. Unexpected I/O exception occurred in communication with FTP server <insert_3>. I/O exception text is <insert_4>.

Severity

20 : Error

Explanation

The transfer of a file using FTP failed with an I/O exception. The transfer is abandoned.

Response

Ensure that the socket connection is valid and stable, and that the local and remote file systems have enough space and sufficient permissions for the transfer, including, when necessary, the deletion of a local or remote file. Examine the I/O exception text for further information. See the WebSphere Message Broker online documentation sections "FileInput node" and "FileOutput node" for more information.

BIP3386

File node <insert_1> in message flow <insert_2>. FTP user identifier supplied as <insert_3> is invalid.

Severity

10 : Warning

Explanation

The user identifier supplied by a 'securityIdentity' is not valid. It is either missing or there is no 'securityIdentity' definition. FTP processing for this node has been disabled.

Response

Ensure that the 'securityIdentity' is correctly defined using the 'mqsisetdbparms' command. If you adjust these definitions, restart the flow to pick up the new values. The flow FTP processing will be re-enabled automatically. See the WebSphere Message Broker online documentation section "FtpServer configurable service properties" for more information.

BIP3387

File node <insert_1> in message flow <insert_2>. FTP server definition <insert_3> does not supply a server address.

Severity

10 : Warning

Explanation

The server name is not defined on the FtpServer configurable service created with the 'mqsicreateconfigurablesevice' command. FTP processing for this node has been disabled.

Response

Ensure that the FtpServer definition is correct, in particular that the serverName property is supplied. Use the 'mqsicreateconfigurablesevice' command to define the correct properties. If you adjust the FtpServer definition, restart the flow to pick up the new values. The flow FTP processing will be re-enabled when the flow is restarted. See the WebSphere Message Broker online documentation section "FtpServer configurable service properties" for more information.

BIP3388

File node <insert_1> in message flow <insert_2>. FTP server definition <insert_3> supplied an invalid connectionType property.

Severity

10 : Warning

Explanation

The connectionType property on the FtpServer configurable service created with the 'mqsicreateconfigurablesevice' command is not 'ACTIVE' or 'PASSIVE'. FTP processing for this node has been disabled.

Response

Ensure that the FtpServer configurable service definition is correct, in particular the connectionType

property. Use the 'mqsichangeproperties' command to alter the properties of the FtpServer service. If you adjust the FtpServer definition, restart the flow to pick up the new values. The flow FTP processing will be re-enabled when the flow is restarted. See the WebSphere Message Broker online documentation section "FtpServer configurable service properties" for more information.

BIP3389

File node <insert_1> in message flow <insert_2>. FTP server definition <insert_3> contains an invalid scanDelay property.

Severity

10 : Warning

Explanation

The scanDelay property is incorrectly defined on the FtpServer configurable service created with the 'mqsicreateconfigurableservice' command. This value must be a decimal integer. FTP processing for this node has been disabled.

Response

Ensure that the FtpServer definition is correct, in particular that the scanDelay property supplied is a valid integer. Use the 'mqsichangeproperties' command to alter this property of the FtpServer definition. If you adjust the FtpServer definition, restart the flow to pick up the new values. The flow FTP processing will be re-enabled when the flow is restarted. See the WebSphere Message Broker online documentation section "FtpServer configurable service properties" for more information.

BIP3390

File node <insert_1> in message flow <insert_2>. FTP server definition <insert_3> contains an invalid transferMode property.

Severity

10 : Warning

Explanation

The transferMode property is incorrectly specified on the FtpServer configurable service created with the 'mqsicreateconfigurableservice' command. Valid values are 'ASCII' or 'BINARY'. FTP processing for this node has been disabled.

Response

Ensure that the FtpServer definition is correct, in particular that the transferMode property supplied is valid. Use the 'mqsichangeproperties' command to alter a property of an FtpServer definition. If you adjust the FtpServer definition, restart the flow to pick up the new values. The flow FTP processing will be re-enabled when the flow is restarted. See the WebSphere Message Broker online documentation section "FtpServer configurable service properties" for more information.

BIP3400

The creation of adapter component <insert_1> has failed.

Severity

20 : Error

Response

Review previous messages to find out why the error occurred.

BIP3401

Adapter component <insert_1> is not valid. Reason: <insert_2>.

Severity

20 : Error

Explanation

The deployment of the WebSphere adapter component has failed for an unexpected reason. The most likely cause is a mismatch between versions of the Message Broker Toolkit and the runtime components.

Response

Check that compatible versions of the runtime components and Message Broker Toolkit are being used. If correct versions are being used then contact IBM Support.

BIP3402

The adapter component WSDL file contains the wrong namespace. The expected namespace is <insert_1>; the actual namespace is <insert_2>.

Severity

20 : Error

Explanation

The deployment of the WebSphere adapter component has failed for an unexpected reason. The most likely cause is a mismatch between versions of the Message Broker Toolkit and the runtime components.

Response

Check that compatible versions of the runtime components and Message Broker Toolkit are being used. If correct versions are being used then contact IBM Support.

BIP3403

The adapter component <insert_1> cannot be deleted because it is in use by the following message flow nodes: <insert_2>.

Severity

20 : Error

Explanation

You have attempted to delete an adapter component that is in use by one or more message flows.

Response

Review the message flows that are using the adapter and delete any that are no longer required. Then retry deleting the adapter component.

BIP3404

The adapter node <insert_1> in message flow <insert_2> has been configured to use adapter component <insert_3>, but that adapter component has not been deployed to this execution group.

Severity

20 : Error

Explanation

You have deployed a message flow containing an adapter node but have not yet deployed the adapter component.

Response

Deploy a bar file containing the adapter component to the execution group.

BIP3405

The adapter input node <insert_1> in message flow <insert_2> has been configured to use adapter component <insert_3>, but the node <insert_4> in message flow <insert_5> is already using it.

Severity

20 : Error

Explanation

An inbound adapter component can only be used by one WebSphere adapter input node at a time, within a particular execution group.

Response

Review the two message flows and decide which one should be deployed to the broker.

BIP3406

The adapter component <insert_1> does not define properties for connecting to a system of type <insert_2>, so cannot be used by the adapter <insert_3> node called <insert_4> in message flow <insert_5>.

Severity

20 : Error

Explanation

The wrong type of adapter is being used with this node. Input nodes must use inbound adapters and Request nodes must use outbound adapters.

Response

Change the node to use the correct type of adapter.

BIP3407

The adapter node <insert_1> in message flow <insert_2> has been configured to use adapter component <insert_3>, but the adapter component has not been deployed yet.

Severity

20 : Error

Explanation

The adapter component required by the node has not been deployed yet. The message node cannot be deployed while a component it requires is missing.

Response

Deploy the adapter component required by the node.

BIP3408

The adapter component name <insert_1> is not valid.

Severity

20 : Error

Response

Make sure the adapter name is valid.

BIP3409

An attempt to create the adapter component <insert_1> using the class <insert_2> failed. This class is not a supported type of adapter.

Severity

20 : Error

Explanation

An attempt was made to create an adapter component using a class not installed on the broker. The most likely cause is a mismatch between levels of the Message Broker Toolkit and the runtime components.

Response

Check that compatible versions of Message Broker Toolkit and the runtime components are being used. If correct versions are being used then contact IBM Support.

BIP3410

The instantiation of the adapter class <insert_1> failed. Reason: <insert_2>.

Severity

20 : Error

Explanation

An attempt was made to create an adapter component but it failed while being instantiated.

Response

Check that compatible versions of the Message Broker Toolkit and the runtime components are being used. If correct versions are being used then contact IBM Support.

BIP3411

An attempt to set the property <insert_1> on adapter component <insert_2> failed because the property is not supported.

Severity

20 : Error

Explanation

The current version of the adapter installed on the runtime does not support a property given in the adapter component configuration file. The most likely reason for this is a mismatch between the Message Broker Toolkit and the runtime component levels.

Response

Check that compatible versions of the Message Broker Toolkit and the runtime components are being used. If correct versions are being used then contact IBM Support.

BIP3412

An attempt to set the property <insert_1> to value <insert_2> failed.

Severity

20 : Error

Explanation

The current version of the adapter installed on the runtime component had a problem setting a property given in the adapter component configuration file. The most likely reason for this is a mismatch between the Message Broker Toolkit and the runtime component levels. See the following messages for details of the error.

Response

Check that compatible versions of the Message Broker Toolkit and the runtime components are being used. If correct versions are being used then contact IBM Support.

BIP3413

An attempt to start adapter component <insert_1> failed. Reason: <insert_2>.

Severity

20 : Error

Response

Try redeploying the adapter component. If this continues to fail then contact IBM Support.

BIP3414

An attempt to attach the message flow node <insert_1> in message flow <insert_2> to the adapter component <insert_3> failed. Reason: <insert_4>.

Severity

20 : Error

Explanation

The message flow node failed to register with the adapter component to receive events. The node cannot function correctly until it has attached to the adapter component.

Response

Identify the adapter required by the node and make sure it is deployed to the correct execution group. If the problem persists then redeploy the message flow containing the node and the adapter component the node requires. The reason in the message may give additional information regarding what caused the problem.

BIP3415

The deletion of the adapter component <insert_1> failed.

Severity

20 : Error

Response

Review previous messages to find out why the error occurred.

BIP3416

A failure occurred during the process of committing or rolling back an adapter configuration.

Severity

20 : Error

Explanation

A failure occurred when the adapter configuration was being committed (or backed out) from the broker repository. The execution group is now in an undefined state where some components might be deployed and others are not.

Response

Remove all deployed components from the execution group and redeploy the required components. If the problem persists, contact IBM Support.

BIP3417

Adapter component <insert_1> does not contain any method bindings.

Severity

20 : Error

Explanation

If the adapter component does not have any method bindings then it does not contain any useful

configurations. All calls to the adapter component are made using the method bindings.

Response

Review the adapter component configuration and make sure it has at least one method binding.

BIP3418

The adapter component <insert_1> does not define properties for connecting to a system of type <insert_2>, so cannot be used by the <insert_3> adapter input node <insert_4> in message flow <insert_5>.

Severity

20 : Error

Explanation

The wrong type of adapter is being used with this node. The node must be the right type of node for the adapter it is trying to use. For example, a SAPIInputNode must use a SAP adapter.

Response

Change the node to use the correct type of adapter.

BIP3419

The changes to adapter component <insert_1> might not have been successfully picked up by node <insert_2> in message flow <insert_3>.

Severity

20 : Error

Explanation

The adapter being used by the node is in an undetermined state.

Response

Redeploy the adapter configuration. If the error persists then restart the broker. On restart the node will use the new configuration.

BIP3420

The message flow node <insert_1> in message flow <insert_2> failed to access the adapter component <insert_3>.

Severity

20 : Error

Explanation

The node failed to access the adapter because the adapter was in the process of being re-created due to the deployment of its configuration.

Response

Redeploy the adapter configuration. If the error persists then restart the broker.

BIP3421

The adapter component <insert_1> is not an outbound adapter so cannot be used by the adapter request node <insert_2> in message flow <insert_3>.

Severity

20 : Error

Explanation

The wrong type of adapter is being used with this node. Input nodes must use inbound adapters and Request nodes must use outbound adapters.

Response

Change the node to use the correct type of adapter.

BIP3422

The adapter component <insert_1> does not define properties for connecting to a system of type <insert_2>, so cannot be used by the <insert_3> adapter request node <insert_4> in message flow <insert_5>.

Severity

20 : Error

Explanation

The wrong type of adapter is being used with this node. The node must be the right type of node for the adapter it is trying to use. For example, a SAPIInputNode must use an SAP adapter.

Response

Change the node to use the correct type of adapter.

BIP3423

WebSphere Adapters nodes failed to load due to exception <insert_1>

Severity

20 : Error

Explanation

During the startup of an execution group an error was encountered while loading the java code for the WebSphere Adapters nodes. The details of the error are: <insert_1>

Response

This is an internal error. For more information contact IBM Support.

BIP3424

Message type <insert_1> is not present in message set <insert_2>.

Severity

20 : Error

Explanation

While processing a message in a WebSphere Adapters node, an attempt was made to use a message type <insert_1> that is not present in the message set <insert_2> that is being used by that node. The ESD wizard should produce an adapter component and a message set which match in terms of the message types used as input and output to the adapter operations.

This error can happen if the message set or the adapters component have been modified since running the ESD, or if the node is configured to use a message set and an adapter component that were produced by two separate invocations of the ESD wizard.

Response

Review the message set and ensure that the message set does include all required types. Review the adapter component and ensure that it is configured to use the correct types. Ensure that the node is configured to use an adapter component and a message set that are compatible. Rerun the ESD wizard, if necessary, to generate a message set and compatible adapter component.

BIP3425

An error occurred while reading the input to a WebSphere Adapters node. Field <insert_1>=<insert_4> could not be converted from data type <insert_2> to <insert_3>.

Severity

20 : Error

Explanation

Part of the input message to a WebSphere Adapters node was found to be the wrong data type. The <insert_1> field was data type <insert_2> but the adapter requires it to be <insert_3>.

The value of the field is <insert_4>.

An attempt was made to convert the data type of the field, but the conversion failed.

Response

See subsequent messages for details of the error.

Ensure that the node is configured to use a compatible message set and adapter component.

Ensure that the application that produces the input message creates elements with the correct data type.

BIP3426

Field <insert_1> was converted from data type <insert_2> to <insert_3> while reading the input to a WebSphere Adapters node.

Severity

10 : Warning

Explanation

Part of the input message to a WebSphere Adapters node was found to be the wrong data type. The <insert_1> field was data type <insert_2> but the adapter requires it to be <insert_3>.

A successful attempt was made to convert the data type of the field.

Be aware that this conversion has a performance overhead.

This situation can arise if the message set or the adapters component have been modified since running the Adapter Connection wizard, or if the node is configured to use a message set and an adapter component that were produced by running the wizard on two separate occasions.

Response

Consider if it is more efficient to create the message with the correct data type.

Ensure that the node is configured to use a compatible message set and adapter component.

BIP3427

An attempt was made by a WebSphere Adapters node to read the value of field <insert_1>, but it contains null or is not set.

Severity

20 : Error

Explanation

A WebSphere Adapters node attempted to read the value of field <insert_1> in the message broker tree, but that field is null.

Response

Inspect other messages for an indication of the cause of this error.

BIP3428

WebSphere Adapters node <insert_1> is configured to use a message set <insert_2> that is not deployed.

Severity

20 : Error

Explanation

While processing a message in a WebSphere Adapters node <insert_1>, an attempt was made to use a message set <insert_2>, but that message set has not been deployed. The ESD wizard should produce an adapter component and a message set, and the WebSphere Adapters node should be configured to use the adapter component and the message set. All three artifacts (the adapter component, the message set, and a flow containing the node) must be deployed to the execution group for the application to be operational.

Response

Review the broker administration and ensure that the message set has been deployed. Ensure that the node is configured to use the correct message set.

BIP3429

It was not possible to create a message set <insert_1> for use with WebSphere Adapters nodes.

Severity

20 : Error

Explanation

Review the following exceptions for the cause.

Response

None

BIP3430

The creation of a resource based on message set <insert_1> failed.

Severity

20 : Error

Explanation

Review the following exception messages to find out the cause.

Response

None

BIP3431

The deletion of a resource based on message set <insert_1> failed.

Severity

20 : Error

Explanation

Review the following exception messages to find out the cause.

Response

None

BIP3440

An event called <insert_1>, sent from adapter component <insert_2>, has been received in adapter input node <insert_3> in message flow <insert_4>.

Severity

0 : Information

BIP3441

Unknown event <insert_1> was received by inbound adapter <insert_2>.

Severity

20 : Error

Explanation

The inbound adapter component <insert_2> has received an event with native method name <insert_1>, but no method bindings have been configured for this event.

BIP3442

An exception occurred in adapter node <insert_1>, which is using adapter component <insert_2>..

Severity

20 : Error

Explanation

This message broker node <insert_1> attempted to process a message and communicate with an EIS using an adapter component <insert_2>. An error occurred during this processing.

Response

See the following messages for details of the error.

BIP3443

Message flow <insert_1> failed to process an event <insert_3> from adapter component <insert_2>.

Severity

20 : Error

Explanation

The message flow failed to process an event delivered by an adapter. The name of the event being processed at the time of the error is <insert_3>. Review other error message to work out what went wrong.

Response

None

BIP3444

Adapter request node <insert_1> in message flow <insert_2> failed to process a message because its message body was <insert_3>, which is not supported.

Severity

20 : Error

Explanation

The adapter request node requires a valid message body to construct a request to an external system. The last child was a header parser and could not be used.

Response

Make sure a correct message body is constructed before the message is propagated to the adapter request node.

BIP3445

Adapter request node <insert_1> in message flow <insert_2> failed to process a message because it does not contain any elements with a name of type <insert_3>.

Severity

20 : Error

Explanation

The adapter request node received a message without any fields that it could use.

Response

Make sure a correct message body is constructed before the message is propagated to the adapter request node.

BIP3446

Adapter request node <insert_1> in message flow <insert_2> failed to process a message using the method binding <insert_3>. No data types were available for this method in the adapter component <insert_4>.

Severity

20 : Error

Explanation

The adapter request node uses the method binding to construct a request based on the incoming message. The method binding could not be found in the adapter component that was configured for this node.

Response

Check that the adapter component contains the method binding given above.

BIP3447

A message using method binding <insert_1> has been received in adapter request node <insert_2> in message flow <insert_3>.

Severity

0 : Information

BIP3448

Adapter request node <insert_1> in message flow <insert_2> failed to create a response using the method binding <insert_3>. No data types were available for this method in the adapter component <insert_4>.

Severity

20 : Error

Explanation

The adapter request node uses the method binding to construct a response. The method binding could not be found in the adapter component that was configured for this node.

Response

Check that the adapter component contains the method binding shown in the message.

BIP3449

An unhandled internal adapter exception occurred.

Severity

20 : Error

Explanation

An exception was thrown from an adapter that could not be handled by Message Broker.

Response

Check that compatible versions of the runtime components and Message Broker Toolkit are being used. If correct versions are being used then contact IBM Support. See the following messages for details of the error.

BIP3450

An adapter error occurred during the processing of a message. The adapter error message is <insert_1>.

Severity

20 : Error

Explanation

This error was detected by the adapter. The following message describes the diagnostic information that is provided by the adapter <insert_1>.

Response

Inspect the diagnostic information that is provided by the adapter. Further diagnostic information might be written to user trace. Inspect user trace for further information.

BIP3453

Adapter input node <insert_1> failed to process an event called <insert_2> from adapter component <insert_3>.

Severity

20 : Error

Explanation

Inbound adapter component <insert_3> has delivered an event called <insert_2> to the input node <insert_1>. An error occurred during the conversion of this event to a Message Broker message. See the following message to determine the cause of the error.

Response

None

BIP3480

Error starting a transaction for the adapter component <insert_1>.

Severity

20 : Error

Explanation

There was a problem when the broker attempted to begin a unit of work with an EIS resource that is connected to the adapter component. The request to start the unit of work might be unexpected.

Response

Check the EIS system log for errors. If no errors are found, stop and restart the message broker execution group. If the problem persists, contact your IBM support center.

BIP3481

Error completing a transaction for the adapter component <insert_1>.

Severity

20 : Error

Explanation

There was a problem when the broker attempted to complete a unit of work with an EIS resource that is connected to the adapter component. The request to complete the unit of work might be unexpected.

Response

Check the EIS system log for errors. If no errors are found, stop and restart the message broker execution group. If the problem persists, contact your IBM support center.

BIP3482

Error committing a transaction for the adapter component <insert_1>.

Severity

20 : Error

Explanation

There was a problem when the broker attempted to commit a unit of work with an EIS resource that is connected to the adapter component. The request to commit the unit of work might be unexpected.

Response

Check the EIS system log for errors. If no errors are found, stop and restart the message broker execution group. If the problem persists, contact your IBM support center.

BIP3483

Error rolling back a transaction for the adapter component <insert_1>.

Severity

20 : Error

Explanation

There was a problem when the broker attempted to roll back a unit of work with an EIS resource that is connected to the adapter component. The request to roll back the unit of work might be unexpected.

Response

Check the EIS system log for errors. If no errors are found, stop and restart the message broker execution group. If the problem persists, contact your IBM support center.

BIP3484

<insert_1>

Severity

20 : Error

Explanation

An adapter component has written the diagnostic message included here.

Response

Refer to the appropriate WebSphere Adapters message in the WebSphere Brokers documentation.

BIP3491

A failure occurred during the process of accessing events stored in a persistent event store, while initializing an adapter.

Severity

20 : Error

Explanation

The adapter failed to initialize its internal event store that it requires for assured delivery. The adapter cannot function correctly without this store.

Response

Make sure that the broker is set up correctly and that there are no MQSeries or files system problems. If the problem persists, contact IBM support.

BIP3492

The adapter's persistent store failed to open a connection to queue manager: <insert_1>. Completion code: <insert_2>. Reason code: <insert_3>.

Severity

20 : Error

Explanation

The adapter failed to initialize its internal event store, which it requires for assured delivery. The adapter uses MQSeries to store persistent events and it was unable to connect to the broker's queue manager.

Response

Make sure that the broker is set up correctly and that the MQSeries queue manager is running. If the problem persists, contact IBM support.

BIP3493

The adapter's persistent store failed to open a connection to queue: <insert_1>. Completion code: <insert_2>. Reason code: <insert_3>.

Severity

20 : Error

Explanation

The adapter failed to initialize its internal event store, which it requires for assured delivery. The adapter uses MQSeries to store persistent events and it was unable to connect to a required queue on the queue manager.

Response

Make sure that the broker is set up correctly and that the MQSeries queue manager is running. If the problem persists, contact IBM Support.

BIP3494

The adapter's persistent store failed to browse an event from queue: <insert_1>. Completion code: <insert_2>. Reason code: <insert_3>.

Severity

20 : Error

Explanation

The adapter failed to browse an event from its internal event store.

Response

Check that the queue is available for browsing.

BIP3495

The adapter's persistent store failed to put an event to queue: <insert_1>. Completion code: <insert_2>. Reason code: <insert_3>.

Severity

20 : Error

Explanation

The adapter failed to put an event to its internal event store.

Response

Check that the queue is available for putting.

BIP3496

The adapter's persistent store failed to get an event from queue: <insert_1>. Completion code: <insert_2>. Reason code: <insert_3>.

Severity

20 : Error

Explanation

The adapter failed to get an event from its internal event store.

Response

Check that the queue is available for getting.

BIP3497

The adapter's persistent store failed to construct an event.

Severity

20 : Error

Explanation

The adapter's persistent store contains corrupted data that cannot be processed.

Response

Contact IBM support.

BIP3501

The execution group <insert_1> on broker <insert_2> has SAP adapter components deployed to it which are being used in at least one message flow.

Severity

0 : Information

Explanation

This execution group is running WebSphere Adapter SAP nodes.

Response

None

BIP3502

The execution group <insert_1> on broker <insert_2> has PeopleSoft adapter components deployed to it which are being used in at least one message flow.

Severity

0 : Information

Explanation

This execution group is running WebSphere Adapter PeopleSoft nodes.

Response

None

BIP3503

The execution group <insert_1> on broker <insert_2> has Siebel adapter components deployed to it which are being used in at least one message flow.

Severity

0 : Information

Explanation

This execution group is running WebSphere Adapter Siebel nodes.

Response

None

BIP3511

An attempt was made to access a record in the Enterprise Information System (EIS) which does not exist. Primary keys: <insert_3>.

Severity

20 : Error

Explanation

The adapter received a request to access a record which does not exist in the EIS. This might be due to it being deleted by another process or due to the request message tree having incorrect data. Details: Error type = <insert_1>; Error code = <insert_2>; Primary keys: = <insert_3>; Error message = <insert_4>.

Response

Check that the record that is being be accessed exists in the EIS.

BIP3512

An attempt was made create a record in the Enterprise Information System (EIS) which already exists. Primary keys: <insert_3>.

Severity

20 : Error

Explanation

The adapter received a request to create a record which already exists in the EIS. This might be due to it being created by another process or due to the request message tree having incorrect data. Details: Error type = <insert_1>; Error code = <insert_2>; Primary keys: = <insert_3>; Error message = <insert_4>.

Response

Check that the record that is being be accessed does not already exist in the EIS.

BIP3513

An attempt was made to retrieve a record from the Enterprise Information System (EIS) but more than one record matches. Primary keys: <insert_3>. Number of matches: <insert_5>.

Severity

20 : Error

Explanation

The adapter received a request to retrieve a record but more than one record exists in the EIS. This

error is typically due to the primary keys not being set correctly on the request message. Details: Error type = <insert_1>; Error code = <insert_2>; Primary keys: = <insert_3>; Error message = <insert_4>.

Response

Check that only one entry exists that matches the required request. If more than one record is required to be retrieved, use retrieval instead.

BIP3514

An invalid request was sent to the adapter. Primary keys: <insert_3>.

Severity

20 : Error

Explanation

The adapter received an invalid request. Details: Error type = <insert_1>; Error code = <insert_2>; Primary keys: = <insert_3>; Error message = <insert_4>.

Response

Check that the request is valid.

BIP3515

An attempt was made to retrieve <insert_5> records from Enterprise Information System (EIS) but this exceeds the maximum number of records allowed. Primary keys: <insert_3>.

Severity

20 : Error

Explanation

The adapter received a request to retrieve a too many records from an EIS. Details: Error type = <insert_1>; Error code = <insert_2>; Primary keys: = <insert_3>; Error message = <insert_4>.

Response

Modify the request so that it retrieves fewer records or increase the maximum number allowed.

BIP3516

A record has missing data that is required for making a request to the Enterprise Information System (EIS). Primary keys: <insert_3>.

Severity

20 : Error

Explanation

The adapter received a request which has missing data. Details: Error type = <insert_1>; Error code = <insert_2>; Primary keys: = <insert_3>; Error message = <insert_4>.

Response

Check that all the required fields are set in the record.

BIP3517

A fault exception was received from the Enterprise Information System (EIS). Primary keys: <insert_3>.

Severity

20 : Error

Explanation

The adapter received a fault exception from the EIS. Details: Error type = <insert_1>; Error code = <insert_2>; Primary keys: = <insert_3>; Error message = <insert_4>.

Response

Check the error code and error message for the cause of the fault.

BIP3521

The <insert_1> adapter was unable to load the Enterprise Information System (EIS) client libraries.

Severity

20 : Error

Explanation

The <insert_1> adapter client libraries are not supplied with the message broker product and have to be obtained separately from the EIS provider. If the EIS client libraries have been installed and the broker has been configured to use them then make sure they have the correct permissions and that configurable service points to the correct location. The missing resource which caused this problem was: <insert_2>.

Response

Obtain the missing client libraries from the EIS vendor and configure the broker to have access to these files using mqsischangeproperties. Consult the documentation for the exact details (topic an09140).

BIP3522

The adapter was unable to locate a required Java library.

Severity

20 : Error

Explanation

The most likely cause of this exception is that the client libraries for the Enterprise Information System (EIS) are missing from the system. The EIS client libraries are not supplied with the message broker product and have to be obtained separately from the EIS provider. If the EIS client libraries have been installed and the broker has been configured to use them then make sure they have the correct permissions and that configurable service points to the correct location. The missing resource which caused this problem was: <insert_2>. If the problem persists then it might be due to an internal problem with the product.

Response

Obtain the missing client libraries from the EIS vendor and configure the broker to have access to these files using mqsischangeproperties command. Consult the documentation for the exact details (topic an09140). If this is not the cause of the missing class exception then contact IBM support.

BIP3523

The WebSphere MQ Classes for Java could not be found.

Severity

20 : Error

Explanation

In order to function correctly, the SAP adapter requires the WebSphere MQ Java classes to be installed. The missing class is: <insert_1>

Response

Make sure the client libraries have been installed as part of WebSphere MQ and that the broker environment has the CLASSPATH and library path set up correctly.

BIP3550

Invalid Connection Details property: <insert_1>.

Severity

20 : Error

Explanation

An attempt was made to create a TCPIP node with a Connection Details property of <insert_1>. This name could not be found in configurable services and was not in the format <hostname>: <port>. The Connection Details property must be in the form of either a configurable service name (for example, TestClient) or a <hostname>: <port> string (for example, localhost:1452).

Response

Check that the Connection Details property is in the correct format (<hostname>: <port>) or that there is a configurable service with the specified name.

BIP3551

Maximum TCPIP receive record length of <insert_1> exceeded for connection on hostname <insert_2>, port <insert_3>.

Severity

20 : Error

Explanation

A TCPIP Node has attempted to read a message from a connection for hostname <insert_2>, port <insert_3> and that connection has been configured to have a maximum receive record length of <insert_1>. The end of the record was not detected before the maximum record length was detected.

Response

Review the MaxReceiveRecordBytes setting on the configurable service to make sure it is large enough to accommodate all messages. Check the Records and Element panel on the node to ensure that the correct record detection mechanism is being applied for the messages on this connection. Ensure that the application which is sending the messages is demarking the records accordingly.

BIP3552

Timeout occurred on connection (Hostname <insert_1>, Port <insert_2>, Id <insert_3>) while waiting for all the data required to form a record. The timeout period was <insert_4> and the last data received was <insert_5>.

Severity

20 : Error

Explanation

A TCP/IP node attempted to read a record from an input stream, but the time limit was reached before the full record was received. The timeout period is measured from when the first byte of data has arrived until the last byte of data has arrived. The timeout period is not reset until the full record has been received.

Response

Check that the whole record was sent in the specified length of time. Review the end application to make sure it is sending full records, and, if it is, increase the timeout period to a value that is sufficient to allow all the data to arrive.

BIP3553

Attempted to use a TCP/IP connection (Hostname = <insert_1>, Port = <insert_2>, Id = <insert_3>) that has already been closed by the remote side.

Severity

20 : Error

Explanation

A TCP/IP node has attempted to send data to or read data from Hostname <insert_1>, Port <insert_2> through a TCP/IP connection (Id = <insert_3>). However, the connection has previously been closed by the remote application. When a connection has been closed, it cannot be used for sending or reading data and cannot be reopened.

Response

See further messages to determine which node was trying to use this connection. If the same connection needs to be reused, ensure that the connection is not closed by the end application until it is no longer required. If the same connection does not need to be reused, ensure that the node's ID Location property does not point to a field in the incoming message that might contain an ID value.

BIP3554

Reached end of stream before finding delimiter <insert_1>.

Severity

20 : Error

Explanation

The end of the stream was found before the specified postfix delimiter.

Response

Check that the delimiter has been correctly added to the message and that the timeout value is large enough.

BIP3555

Failed to load TCIPClient configurable service <insert_1> (which uses hostname <insert_2> and port <insert_3>) because the hostname and port are already in use by the configurable service <insert_4>.

Severity

20 : Error

Explanation

Two configurable services have been defined on the same hostname and port. However, only one configurable service is allowed for each combination of hostname and port. The second configurable service (<insert_1>) has not been loaded and cannot be used by any node.

Response

Ensure that the two configurable services use different combinations of hostname and port, and then restart the broker.

BIP3556

Failed to load TCIPServer configurable service <insert_1> (which uses port <insert_2>) because the port is already in use by the configurable service <insert_3>.

Severity

20 : Error

Explanation

Two configurable services have been defined on the same port, but only one is allowed on each port. The second configurable service (<insert_1>) has not been loaded and cannot be used by any node.

Response

Ensure that the two configurable services use different ports and then restart the broker.

BIP3557

Message flow attempted to use <insert_1> configurable service <insert_2>, which exists but failed to be created when the broker started.

Severity

20 : Error

Explanation

Configurable services are created and validated when the broker is started. The <insert_1> configurable service <insert_2> failed to be created. See the local system log on the computer that is running the broker to find the reason for the failure.

Response

Ensure that all the configurable service attributes are valid and then restart the broker.

BIP3558

The <insert_1> configurable service called <insert_2> has an invalid port number (<insert_3>).

Severity

20 : Error

Explanation

The port number must be an integer in the range 1-65535.

Response

Specify a valid port number on the configurable service in the range 1-65535.

BIP3559

The TCP/IP server connection manager on port <insert_1> has reached the maximum number of connections allowed (<insert_2>).

Severity

20 : Error

Explanation

The TCP/IP server has received more than the permitted number of requests for connections (<insert_2>) and has started to reject connections.

Response

Check why the maximum number of connections has been exceeded and, if necessary, increase the maximum number allowed.

BIP3560

A record has been received from Hostname <insert_1> on Port <insert_2> in TCPIP input node <insert_3> in message flow <insert_4>.

Severity

0 : Information

BIP3561

The following connection was closed: ID <insert_1> on Hostname <insert_2> on Port <insert_3> in TCPIP input node <insert_4> in message flow <insert_5>.

Severity

0 : Information

BIP3562

A record has been sent on Hostname <insert_1> on Port <insert_2> in TCPIP output node <insert_3> in message flow <insert_4>.

Severity

0 : Information

BIP3563

A record has been received from Hostname <insert_1> on Port <insert_2> in TCPIP receive node <insert_3> in message flow <insert_4>.

Severity

0 : Information

BIP3564

Failed to broadcast data: Hostname <insert_1> Port <insert_2>, on TCP/IP output node <insert_3> in message flow <insert_4>, to a socket with Id <insert_5>.

Severity

0 : Information

Explanation

TCP/IP output node <insert_3> (in message flow <insert_4>) failed to broadcast data on Hostname <insert_1> on Port <insert_2>, to a socket with Id <insert_5>.

Response

Check previous error messages to identify the cause of the failure.

BIP3565

Failed to reach hostname <insert_1> within the timeout period of <insert_2> seconds.

Severity

20 : Error

Explanation

The hostname could not be reached within the specified timeout period.

Response

Ensure that the address is valid, and that it is accessible from the computer that is trying to make the connection.

BIP3566

Failed to resolve hostname <insert_1>.

Severity

20 : Error

Explanation

The hostname could not be resolved. A possible explanation is that the host is not accessible from the computer that is running the message flow.

Response

Ensure that the address is valid and that it is accessible from the computer that is trying to make the

connection.

BIP3567

Timed out waiting to get a connection with available data, using Hostname <insert_1> and Port <insert_2>.

Severity

20 : Error

Explanation

Valid open connections exist with the specified details, but no data arrived on any of the connections within the permitted length of time.

Response

Ensure that the end application is running correctly and sending data on this connection.

BIP3568

Timed out trying to write data to a TCP/IP socket. Connection Id: <insert_1>, Timeout time: <insert_2>.

Severity

20 : Error

Explanation

A timeout occurred writing data to the connection. This typically occurs when the receiving application is processing data too slowly.

Response

Check that the end application is processing data and that the timeout is set to a sufficiently large value.

BIP3569

A node tried to release a connection on Hostname: <insert_1>, Port: <insert_2>, with Id: <insert_3> for output usage, but it has already been reserved by node <insert_4> until the end of the flow.

Severity

20 : Error

Explanation

If a node reserves a connection for output usage until the end of the flow, no other node is allowed to release it.

Response

Make sure that the node is not trying to release the connection.

BIP3570

Field reference <insert_1> does not resolve to a valid integer value. Field type: <insert_2>, Field value: <insert_3>.

Severity

20 : Error

Explanation

The field reference resolved to an existing element in the message but it was not a valid integer.

Response

Check that the field reference points to an integer field or a string field that contains a valid integer. No

other type of object is supported for this property.

BIP3571

Invalid port number: <insert_1>.

Severity

20 : Error

Explanation

An invalid port number was specified. The port number must be an integer in the range 1-65535.

Response

Specify a valid port number in the range 1-65535.

BIP3572

Unable to find a connection with the ID: <insert_1> on Hostname: <insert_2> and Port: <insert_3>.

Severity

20 : Error

Explanation

There were no connections available with the specified details.

Response

Check that a connection with valid details was requested. Also, ensure that the connection was not closed before it was requested.

BIP3575

Invalid value <insert_1> for node attribute. Valid values are: <insert_2>.

Severity

20 : Error

Explanation

The value specified for the node attribute is not valid. A possible cause is that the versions of the Toolkit and Runtime are incompatible.

Response

Check that the versions of the Runtime and Toolkit are compatible.

BIP3576

Invalid value <insert_1> for timeout attribute.

Severity

20 : Error

Explanation

Timeout values must be integers equal to or greater than zero.

Response

Check that the timeout attribute has a valid integer value.

BIP3577

Invalid value for <insert_1> configurable service <insert_2> MaximumConnection property. Value: <insert_3>.

Severity

20 : Error

Explanation

The MaximumConnection property limits the number of connections that can be created. It must be a valid integer greater than or equal to 1. It must be set to no less than 1 so that it is always possible to create at least one connection.

Response

Check that the value is set to an integer greater than or equal to 1.

BIP3578

Invalid value for <insert_1> configurable service <insert_2> ExpireConnectionSec. Value: <insert_3>.

Severity

20 : Error

Explanation

The ExpireConnectionSec property must be a valid integer greater than or equal to -1. A value of -1 signals that connections are never expired. No other negative value is supported.

Response

Ensure that the value is set to an integer greater than or equal to -1.

BIP3579

Invalid value for <insert_1> configurable service <insert_2> property name: <insert_3>, Value: <insert_4>.

Severity

20 : Error

Explanation

The specified value is not an integer.

Response

Check that the value is set to an integer.

BIP3580

Invalid value for <insert_1> configurable service <insert_2> SO_RCVBUF Value: <insert_3>.

Severity

20 : Error

Explanation

The SO_RCVBUF property must be a valid integer greater than or equal to zero. A value of zero signals that the operating system default is used.

Response

Check that the value is set to an integer greater than or equal to zero.

BIP3581

Invalid value for <insert_1> configurable service <insert_2> SO_SNDBUF Value: <insert_3>.

Severity

20 : Error

Explanation

The SO_SNDBUF property must be a valid integer greater than or equal to zero. A value of zero signals that the operating system default is used.

Response

Check that the value is set to an integer greater than or equal to zero.

BIP3582

Invalid value for <insert_1> configurable service <insert_2> SO_LINGER_TIMEOUT_SEC Value: <insert_3>.

Severity

20 : Error

Explanation

The SO_LINGER_TIMEOUT_SEC property must be a valid integer greater than or equal to -1. A value of -1 signals that the operating system default is used.

Response

Check that the value is set to an integer greater than or equal to -1.

BIP3583

Invalid value for <insert_1> configurable service <insert_2> TrafficClass Value: <insert_3>.

Severity

20 : Error

Explanation

The TrafficClass property must be a valid integer greater than or equal to -1. A value of -1 signals that the operating system default is used.

Response

Check that the value is set to an integer greater than or equal to -1.

BIP3584

Invalid value for <insert_1> configurable service <insert_2> MinimumConnections Value: <insert_3> (MaximumConnections value: <insert_4>).

Severity

20 : Error

Explanation

The MinimumConnections property must be a valid integer greater than or equal to zero. The value must also be less than or equal to the value of the MaximumConnections property.

Response

Check that the value is set to a valid integer.

BIP3585

Failed to create required connections in connection manager using connection details <insert_1>.

Severity

20 : Error

Explanation

See the previous exceptions messages for the cause of this error.

Response

Fix the problem detailed in previous error messages.

BIP3586

Failed to create a client connection using hostname: <insert_1>, port: <insert_2>. Reason: <insert_3>.

Severity

20 : Error

Explanation

The connection to the remote computer failed.

Response

Check that the connection details are correct and the remote system is listening on the correct port.

BIP3587

No connections are available on Hostname <insert_1>, Port <insert_2>.

Severity

20 : Error

Explanation

No connections are available for the specified port and hostname. This situation can occur because the maximum number of connections has been reached and they are all in use, or because the server is either unavailable or is failing to accept connections within the required time.

Response

Ensure that the server application is running and accepting connections, and that the maximum connections limit has not been reached.

BIP3588

Attempted to use a TCP/IP connection (Hostname = <insert_1>, Port = <insert_2>, Id = <insert_3>) that has already been closed by node <insert_4>.

Severity

20 : Error

Explanation

A TCP/IP node has attempted to send data to or read data from Hostname <insert_1>, Port <insert_2> through a TCP/IP connection (Id = <insert_3>). However, the connection has previously been closed by node <insert_4>. When a connection has been closed, it cannot be used for sending or reading data and cannot be reopened.

Response

See further messages to determine which node was trying to use this connection. If the same connection needs to be reused, ensure that the connection is not closed by any node until it is no longer required. If the same connection does not need to be reused, ensure that the node's ID Location property does not point to a field in the incoming message that might contain an ID value.

BIP3589

TCP/IP connection <insert_1> closed by node <insert_2>.

Severity

0 : Information

Explanation

A TCP/IP node <insert_2> has completed its operation and has been configured to close the connection. The connection used by the node has ID <insert_1> and it has now been closed.

Response

No action required. This information might be useful if you see errors when other nodes try to use the connection with this ID.

BIP3590

TCP/IP connection <insert_1> closed.

Severity

0 : Information

Explanation

A TCP/IP connection (ID = <insert_1>) has remained unused for a specified period of time and has been closed.

Response

No further action. This message might be useful if you see errors later when other nodes try to use the connection with this ID.

BIP3591

Attempted to send data to a TCP/IP connection (Hostname = <insert_1>, Port = <insert_2>, ID = <insert_3>) that has already been closed.

Severity

20 : Error

Explanation

A TCP/IP node has attempted to send data to Hostname <insert_1>, Port <insert_2> through a TCP/IP connection (ID = <insert_3>). However, the connection has previously been closed either because the network link was broken or because the remote application closed the connection. When a connection has been closed, it cannot be used for sending data and it cannot be reopened.

Response

See further messages to determine which node was trying to use this connection. Investigate the cause of the connection closure, which might be a network fault or an intentional closure by the remote application.

BIP3592

Attempted to read from a TCP/IP input stream (Hostname <insert_1>, Port <insert_2>, connectionId <insert_3>), which has already been closed by node <insert_4>.

Severity

20 : Error

Explanation

A TCP/IP node has attempted to read data from Hostname <insert_1>, Port <insert_2> through a TCP/IP connection (ID <insert_3>). However, the input stream has previously been closed (by node <insert_4>). When a connection's input stream has been closed, it cannot be used for reading data and it cannot be reopened.

Response

See further messages to determine which node was trying to use this connection. It is likely that the "idLocation" property of the current node is set to a field in the incoming message that identifies a connection whose input stream has previously been closed. If it is not important which connection you use (and therefore you do not need to use this particular connection), change this property or remove

the field from the message. As a result the node will find any connection whose input stream is not closed and that has data waiting to be read. Alternatively, if you do need to use this particular connection, reconfigure the first node to prevent it from closing the stream.

BIP3593

Attempted to write to a TCP/IP output stream (Hostname <insert_1>, Port <insert_2>, connectionId <insert_3>) which has already been closed by node <insert_4>.

Severity

20 : Error

Explanation

A TCP/IP node has attempted to send data to Hostname <insert_1>, Port <insert_2>, through a TCP/IP connection (ID <insert_3>). However, the output stream has previously been closed (by node <insert_4>). When a connection's output stream has been closed, it cannot be used for sending data and it cannot be reopened.

Response

See further messages to determine which node was trying to use this connection. It is likely that the "idLocation" property of the current node is set to a field in the incoming message that identifies a connection whose output stream was previously closed. If it is not important which connection you use (and therefore you do not need to use this particular connection), change this property or remove the field from the message. As a result the node will find any connection whose output stream is not closed. Alternatively, if you do need to use this particular connection, reconfigure the first node to prevent it from closing the stream.

BIP3594

Failed to bind to server port: <insert_1>. Reason: <insert_2>.

Severity

20 : Error

Explanation

An attempt was made to listen on a server socket for client connections, but failed. The most likely cause of the failure is another server application listening on the same port.

Response

Ensure that there are no other server applications using this port, including other execution groups running message flows that are listening on the same port. Only one execution group can run a server listening on a specific port. Also ensure that the port is a valid one to use on the computer running the broker.

BIP3595

The connection with the ID: <insert_1> on Hostname: <insert_2> and Port: <insert_3> exists but the node timed out waiting for data to arrive on the connection.

Severity

20 : Error

Explanation

There was a connection available with the specified details but no data arrived within the permitted length of time.

Response

Ensure that the end application is running correctly and sending data on this connection.

BIP3596

Failed accessing socket. Reason: <insert_1>.

Severity

20 : Error

Explanation

An error occurred when attempting to access the TCP/IP socket.

Response

Check that the socket is being used correctly and that the end application is not closing the connection unexpectedly.

BIP3597

Timed out waiting to acquire all available connections for broadcasting data (Connection details <insert_1>).

Severity

20 : Error

Explanation

The node timed out waiting for all available connections for broadcasting data to. A possible cause is another thread (or node) broadcasting on the same connection.

Response

Check whether other nodes are broadcasting on the same port at the same time. If they are, ensure that the timeout is set to a large enough value.

BIP3598

Failed to find delimiter <insert_1> in input stream.

Severity

20 : Error

Explanation

An exception occurred while trying to find delimiter <insert_1> in the input stream.

Response

Check previous exceptions for the reason why the parsing of the stream failed before the delimiter was found.

BIP3599

A node tried to release a connection on Hostname: <insert_1>, Port: <insert_2>, with Id: <insert_3> for input usage, but it has already been reserved by node <insert_4> until the end of the flow.

Severity

20 : Error

Explanation

If a node reserves a connection for input usage until the end of the flow, no other node is allowed to release it.

Response

Make sure that the node is not trying to release the connection.

BIP3601

Operation mismatch. The SOAP payload <insert_1> corresponds to operation <insert_2> in WSDL binding <insert_3>, but the operation was previously specified as <insert_4>.

Severity

20 : Error

Explanation

The first child of the SOAP body matches a specific WSDL operation. This operation is different from the operation specified by a Content-Type (action), SOAPAction or WS-Addressing Action header.

Response

Correct any SOAPAction or WS-Addressing Action header to match the operation identified by the SOAP payload.

BIP3602

The Web service payload <insert_1> does not match an operation described by WSDL binding <insert_2> in file <insert_3>.

Severity

20 : Error

Explanation

The first child of the SOAP Body does not correspond to any of the operations defined in the specified WSDL definition.

Response

Check that the correct WSDL definition was deployed.

BIP3603

The SOAP logical tree is missing the required <insert_1> element.

Severity

20 : Error

Explanation

A required element is missing from the tree.

Response

Check that the SOAP logical tree was correctly constructed.

BIP3604

The SOAP <insert_1> element in the bitstream is missing or has an invalid namespace.

Severity

20 : Error

Explanation

The SOAP Envelope in the bitstream is invalid.

Response

Check that the bitstream supplied contains a valid SOAP Envelope.

BIP3605

The SOAP logical tree cannot be serialized.

Severity

20 : Error

Explanation

There is a problem with the SOAP logical tree format.

Response

Review further error messages for an indication to the cause of the error. Check that the SOAP logical supplied is correctly formatted.

BIP3606

The bitstream is not an XML serialization of a SOAP logical tree.

Severity

20 : Error

Explanation

When the SOAP parser is not invoked from a SOAP node, it expects the bitstream to be the serialized XML representation of the SOAP domain tree as generated by the asbitstream function. This representation of the SOAP tree is provided for internal broker use in aggregation scenarios.

Response

Check the bitstream being parsed and either ensure it is a valid XML representation of the SOAP domain tree, or parse it in a different domain.

BIP3607

The bitstream includes one or more incorrectly serialized Attachments.

Severity

20 : Error

Explanation

When the SOAP parser is not invoked from a SOAP node, it expects the bitstream to be the serialized XML representation of the SOAP domain tree as generated by the asbitstream function. The data for each child of Attachment must be held as base64 encoded character data in an element called Data.

Response

Check the bitstream being parsed and either ensure it is a valid XML representation of the SOAP domain tree, or parse it in a different domain.

BIP3608

The logical tree includes an incorrectly formatted Attachment <insert_1>.

Severity

20 : Error

Explanation

The SOAP logical tree has an Attachment subtree with children corresponding to any attachments in a SOAP with Attachments document. Each child is named after the Content-Id of the corresponding MIME part and must have a child called BLOB as generated by the BLOB parser with a child also called BLOB and containing valid bytearray data.

Response

Check the logical tree and ensure the Attachment data is represented correctly.

BIP3609

The SOAP payload <insert_1> corresponds to operation <insert_2> in WSDL binding <insert_3>. This

operation has an operation type <insert_4> which is not supported in this context.

Severity

20 : Error

Explanation

The WSDL operation type solicit-response is not supported for SOAPInput nodes.

Response

Correct the WSDL operation definition, or use a different WSDL operation.

BIP3610

Invalid response message. The SOAP payload <insert_1> corresponds to the <insert_2> message of operation <insert_3> in WSDL binding <insert_4>. An 'out' or 'fault' message was expected.

Severity

20 : Error

Explanation

A response to a previous Web service request was expected.

Response

Check that the WSDL operation was correctly defined and that the Web service provider correctly implements the service.

BIP3611

Operation mismatch. The SOAP payload <insert_1> corresponds to operation <insert_2> in WSDL binding <insert_3>, but the specified operation for this SOAP request was <insert_4>.

Severity

20 : Error

Explanation

When a SOAP Request or SOAP Async Request node is configured, a particular WSDL operation is specified. The message being processed does not correspond to this operation.

Response

Correct the message flow so that the SOAP message matches the specified WSDL operation.

BIP3612

SOAP version mismatch. The WSDL binding <insert_1> specifies SOAP binding <insert_2>, but the message being processed uses SOAP binding <insert_3>.

Severity

20 : Error

Explanation

The WSDL binding specifies the expected SOAP version, as defined by the namespace of the SOAP Envelope.

Response

Correct the WSDL binding definition or the SOAP messages so that they use the same SOAP version (SOAP 1.1 or 1.2).

BIP3613

SOAP version mismatch. The Content-Type specifies SOAP binding <insert_1>, but the message being

processed uses SOAP binding <insert_2>.

Severity

20 : Error

Explanation

The transport level Content-Type implies the expected SOAP version, as defined by the namespace of the SOAP Envelope.

Response

Correct the transport level information or the messages being sent, so that the Content-Type value correctly matches the SOAP version used by the message (SOAP 1.1 or 1.2).

BIP3614

A SOAP logical tree cannot be built from the message bitstream.

Severity

20 : Error

Explanation

The bitstream is not a valid Web service message.

Response

Review further error messages for an indication to the cause of the error.

BIP3615

SOAP message written with <insert_1> MTOM elements.

Severity

0 : Information

BIP3630

The broker has received an HTTP message on port <insert_1> with URL path <insert_2>.

Severity

0 : Information

Explanation

The broker is listening on port <insert_1> and has received a message sent by a client using URL path <insert_2>. This message will be sent on to either a SOAP Input Node or a SOAP Asynchronous Response Node.

Response

No action required.

BIP3631

The broker has received an HTTPS message on port <insert_1> with URL path <insert_2>.

Severity

0 : Information

Explanation

The broker is listening on port <insert_1> and has received a message sent by a client using URL path <insert_2>. This message will be sent on to either a SOAP Input Node or a SOAP Asynchronous Response Node.

Response

No action required.

BIP3632

Maximum client wait time <insert_3> reached; the broker has sent a fault message back to a client using port <insert_1> and URL path <insert_2>.

Severity

10 : Warning

Explanation

A flow has taken too long to process a message received on port <insert_1> and URL path <insert_2>, and the broker has sent a fault message back to the originating client.

Response

Increase the speed of the flow, or increase the maximum client wait time for the nodes using this URL.

BIP3633

Node <insert_1> sending HTTP data to URL <insert_4> at host <insert_2> (port <insert_3>).

Severity

0 : Information

Explanation

The broker is sending data via HTTP to a remote server at host <insert_2> (port <insert_3>) using URL <insert_4>. See subsequent messages for success or failure messages relating to this request.

Response

No action required.

BIP3634

Node <insert_1> received HTTP data from host <insert_2> with status code of <insert_3>.

Severity

0 : Information

Explanation

The broker has received data via HTTP from a remote server at host <insert_2> with an HTTP status code of <insert_3>. Status codes beginning with a 2 indicate success; others imply errors in either client or server.

Response

No action required.

BIP3661

The policy set <insert_1> was not found.

Severity

20 : Error

Explanation

A policy set has been associated with a message flow or node, but the policy set has not been created in the broker.

Response

Either correct the policy set name associated with the message flow or node so that it refers to a policy set that exists on the broker, or create the policy set in the broker. Stop and start the message flow or

redeploy the bar file depending on the action that caused the initial error.

BIP3662

The policy set binding <insert_1> was not found.

Severity

20 : Error

Explanation

A policy set binding has been associated with a message flow or node, but the binding has not been created in the broker.

Response

Either correct the policy set binding name associated with the message flow or node so that it refers to a binding that exists on the broker, or create the policy set binding in the broker. Stop and start the message flow or redeploy the bar file depending on the action that caused the initial error.

BIP3663

The broker registry runtime property <insert_1> required by the policy set or policy set binding <insert_2> is not defined.

Severity

20 : Error

Explanation

A policy set or policy set binding requires a broker registry runtime property, but the property has not been defined in the broker.

Response

Define the broker registry runtime property in the broker using mqsischangeproperties. Stop and start the message flow or redeploy the bar file depending on the action that caused the initial error.

BIP3664

The mqsisetdbparms runtime property <insert_1> required by the policy set binding <insert_2> is not defined.

Severity

20 : Error

Explanation

A policy set binding requires a mqsisetdbparms runtime property, but the property has not been defined in the broker.

Response

Define the runtime property in the broker using mqsisetdbparms. Stop and start the message flow or redeploy the bar file depending on the action that caused the initial error.

BIP3665

The policy set binding <insert_1> is of the wrong type for the specified node.

Severity

20 : Error

Explanation

A policy set binding can be either a "consumer" (for SOAPRequest and SOAPAsynchronousRequest) or "provider" (for SOAPInput and SOAPReply) nodes. The specified binding is the wrong type for the node.

Response

Either correct the policy set binding name associated with the message flow or node so that it refers to a binding that is of the correct type, or change the type of the policy set binding. Stop and start the message flow or redeploy the bar file depending on the action that caused the initial error.

BIP3671

The connection, to initialize the internal WebSphere Service Registry and Repository (WSRR) cache, has failed to connect to the WebSphere Application Server hosting WSRR server on: <insert_1>.

Severity

10 : Warning

Explanation

The connection to the WebSphere Application Server WSRR server by JMS has failed. Check the configuration of the WebSphere Message Broker WSRR cache connection settings. Use the command: `mqsireportproperties <broker_name> -c ServiceRegistries -o DefaultWSRR -r`.

Response

The WebSphere Message Broker WSRR cache has been enabled but the connection cannot be made to the WebSphere Application Server WSRR server. For more information on the configuration required to use the WSRR nodes and the WebSphere Message Broker WSRR cache, see the Message Broker information center.

BIP3672

The <insert_1> node has not received a response from WebSphere Service Registry and Repository (WSRR). The current value of the 'endpointAddress' configuration setting is: <insert_2>.

Severity

10 : Warning

Explanation

The connection to the WSRR server has failed.

Response

Check the connections configuration details, for example the 'endpointAddress' value, by using the command: `mqsireportproperties <broker_name> -c ServiceRegistries -o DefaultWSRR -r`

BIP3673

The WebSphere Service Registry and Repository (WSRR) cache update flow from the SupportPac IA9Q has been detected. You must undeploy this flow.

Severity

10 : Warning

Explanation

The IA9Q WSRR cache update flow must be undeployed from the broker before you use the WSRR query node support in v6.1.

Response

Undeploy the WSRR cache update flow.

BIP3674

The <insert_1> file is of the wrong version level and cannot be loaded.

Severity

30 : Severe error

Explanation

All the files used by the WebSphere Service Registry and Repository (WSRR) lookup nodes and the WebSphere Message Broker WSRR cache must be of a compatible level. The <insert_1> file is not compatible.

Response

Match the level of the <insert_1> file with the level of the file required to enable the WSRR connection.

BIP3675

The 'endpointAddress' configuration setting has not been set. This a mandatory setting for the WebSphere Service Registry and Repository (WSRR) lookup nodes.

Severity

30 : Severe error

Explanation

The location or endpoint address of the WSRR server must be configured in the WSRR configurable service profile.

Response

Use the mqsischangeproperties command to set this value.

BIP3676

The query string from node <insert_1> that will be used to query the WebSphere Service Registry and Repository (WSRR) is: <insert_2>2

Severity

0 : Information

Explanation

This is the query string that has been generated to query the WSRR.

Response

No user action required.

BIP3677

<insert_1>: <insert_2>, <insert_3>: <insert_4>, <insert_5>: <insert_6>, <insert_7>: <insert_8>, <insert_9>: <insert_10>0

Severity

0 : Information

Explanation

User Trace

Response

No user action required.

BIP3678

Connection to WSRR has failed, the existing WSRR Query Node configuration is: endpointAddress: <insert_1>; UserID, pw = <insert_2>, <insert_3>; TrustStore, pw = <insert_4>, <insert_5>; KeyStore, pw = <insert_6>, <insert_7>7

Severity

30 : Severe error

Explanation

Connection to WebSphere Service Registry and Repository (WSRR) has failed and therefore the service can not be retrieved. The endpointAddress is the URL to the WSRR server. The name of security identity (UserID) for the JMS connection, the security identity (TrustStore) for the JMS connection, the security identity (KeyStore) for the JMS connection, together with an indication whether their passwords are set, are listed in the message text.

Response

Check the WSRR Query Node configuration is set correctly. If security is enabled, make sure the user id, password and, if required by chosen security implementation, the Broker trust store and key store are set:

BIP3679

<insert_1>: <insert_2>, <insert_3>: <insert_4>, <insert_5>: <insert_6>, <insert_7>: <insert_8>, <insert_9>: <insert_10>0

Severity

0 : Information

Explanation

User Trace

Response

No user action required.

BIP3680

<insert_1>: <insert_2>, <insert_3>: <insert_4>, <insert_5>: <insert_6>, <insert_7>: <insert_8>, <insert_9>: <insert_10>0

Severity

0 : Information

Explanation

User Trace

Response

No user action required.

BIP3681

<insert_1>: <insert_2>, <insert_3>: <insert_4>, <insert_5>: <insert_6>, <insert_7>: <insert_8>, <insert_9>: <insert_10>0

Severity

0 : Information

Explanation

User Trace

Response

No user action required.

BIP3682

<insert_1>: <insert_2>, <insert_3>: <insert_4>, <insert_5>: <insert_6>, <insert_7>: <insert_8>, <insert_9>: <insert_10>0

Severity

0 : Information

Explanation

User Trace

Response

No user action required.

BIP3691

A SOAP Request node encountered an HTTP error whilst making an HTTP Request. The HTTP Request was made to the destination <insert_2>. The HTTP Status-Line returned was: <insert_1>.

Severity

30 : Severe error

Explanation

An error occurred whilst performing an HTTP Request. Check that the remote server is responding and that the request is specified correctly.

Response

See the following messages for information pertaining to this error.

BIP3692

A SOAP Async Request node encountered an HTTP error whilst making an HTTP Request. The HTTP Request was made to the destination <insert_2>. The HTTP Status-Line returned was: <insert_1>.

Severity

30 : Severe error

Explanation

An error occurred whilst performing an HTTP Request. Check that the remote server is responding and that the request is specified correctly.

Response

See the following messages for information pertaining to this error.

BIP3693

A SOAP Reply node encountered an HTTP error whilst making an asynchronous HTTP reply. The HTTP reply was made to the destination <insert_2>. The HTTP Status-Line returned was: <insert_1>.

Severity

30 : Severe error

Explanation

An error occurred whilst performing an HTTP Request. Check that the remote server is responding and that the WS-Addressing ReplyTo address is specified correctly.

Response

See the following messages for information pertaining to this error.

BIP3694

A SOAP Input node encountered an HTTP error whilst sending an asynchronous SOAP Fault reply over HTTP. The HTTP reply was made to the destination <insert_2>. The HTTP Status-Line returned was: <insert_1>.

Severity

30 : Severe error

Explanation

An error occurred whilst performing an HTTP Request. Check that the remote server is responding and that the WS-Addressing FaultTo Address is specified correctly.

Response

See the following messages for information pertaining to this error.

BIP3695

An attempt was made to deploy two SOAP Async Request Nodes with the same unique identifier <insert_1> to the same Execution Group

Severity

30 : Severe error

Explanation

It is an error to deploy two SOAP Async Request Nodes with the same unique identifier to the same Execution Group.

Response

Correct this error and redeploy the flow.

BIP3696

An attempt was made to deploy two SOAP Async Response Nodes with the same unique identifier <insert_1> to the same Execution Group

Severity

30 : Severe error

Explanation

It is an error to deploy two SOAP Async Response Nodes with the same unique identifier to the same Execution Group.

Response

Correct this error and redeploy the flow.

BIP3697

An attempt was made to deploy a SOAPAsyncRequest or SOAPAsyncResponse Node with an invalid unique identifier <insert_1>.

Severity

30 : Severe error

Explanation

It is an error to deploy a SOAPAsyncRequest or SOAPAsyncResponse Node with an invalid unique identifier. The identifier cannot be zero length.

Response

Correct this error and redeploy the flow.

BIP3698

A SOAP Async Response node with the identifier <insert_1> cannot not find its corresponding SOAP Async Request Node. It has currently checked <insert_2> times for the corresponding node, and will

continue checking. It cannot receive any Async Response messages until it can find its corresponding Async Request Node.

Severity

20 : Error

Explanation

It is an error to deploy a SOAP Async Response Node without its corresponding Async Request node.

Response

Deploy the corresponding Async Request Node.

BIP3699

A SOAP Async Response node with the identifier <insert_1> has received a message that it cannot process.

Severity

20 : Error

Explanation

This may be because the host processing the message does not implement the WS-Addressing 'Final' specification correctly, or it may be because an unexpected message was received by mistake.

Response

See the following messages for information pertaining to this error.

BIP3701

A Java exception was thrown whilst calling the Java JNI method <insert_1>. The Java exception was <insert_2>. The Java stack trace was <insert_3>.

Severity

20 : Error

Explanation

Correct the error, and if necessary redeploy the flow.

BIP3702

A Fatal Java exception was thrown whilst calling the Java JNI method <insert_1>. The Java exception was <insert_2>. The Java stack trace was <insert_3>.

Severity

20 : Error

Explanation

Correct the error, and if necessary redeploy the flow.

BIP3703

An unexpected null value was returned whilst calling the Java JNI method <insert_1>.

Severity

20 : Error

Explanation

Correct the error, and if necessary redeploy the flow.

BIP3704

Message does not contain a valid SOAP Reply Identifier.

Severity

20 : Error

Explanation

A valid SOAP Reply Identifier is required for SOAP Reply processing to be successful. The needed information was not found in the incoming message, and no SOAP reply can be made

Response

Provide the required SOAP Reply Identifier.

BIP3705

An attempt was made to send a reply when the inbound message was a One-Way WSDL Operation.

Severity

20 : Error

Explanation

The Message Exchange Pattern (MEP) is already completed, and no additional reply is needed or allowed.

Response

Do not send a reply when a OneWay MEP is used.

BIP3706

A SOAP Async Request node with the identifier <insert_1> cannot not find its corresponding SOAP Async Response Node.

Severity

20 : Error

Explanation

It is an error to deploy a SOAP Async Request Node without its corresponding Async Response node.

Response

Deploy the corresponding Async Response Node.

BIP3707

A SOAP Request node received an empty response body, when a SOAP payload was expected. The HTTP Request was made to the destination <insert_2>. The HTTP Status-Line returned was: <insert_1>.

Severity

20 : Error

Explanation

It is an error for a remote web server to return an empty payload when a SOAP response is required by the Message Exchange Pattern (MEP) of the selected operation.

Response

Determine why the remote web server is returning an empty response body.

BIP3708

A SOAP Request node received a response message body when one was not expected as a OneWay

Message Exchange Pattern (MEP) was being used. The HTTP Request was made to the destination <insert_2>. The HTTP Status-Line returned was: <insert_1>.

Severity

20 : Error

Explanation

It is an error for a remote web server to return a payload when the selected operation is a One-Way MEP.

Response

Determine why the remote web server is returning a response body.

BIP3709

A SOAP Request node received a response message which did not have a Content-Type HTTP header. The HTTP Request was made to the destination <insert_2>. The HTTP Status-Line returned was: <insert_1>.

Severity

20 : Error

Explanation

It is an error for a remote web server to return a payload without a Content-Type HTTP header.

Response

Determine why the remote web server not returning a Content-Type HTTP header.

BIP3710

A SOAP Request node received a SOAP Fault response message, but the HTTP Status code was Success (2xx). The HTTP Request was made to the destination <insert_2>. The HTTP Status-Line returned was: <insert_1>.

Severity

20 : Error

Explanation

It is an error for a remote web server to return a SOAP Fault message with an HTTP Status Code of Success (2xx).

Response

Determine why the remote web server is returning a SOAP Fault under an HTTP Success Status Code

BIP3711

A SOAP Request node received an HTTP Error Status Code <insert_1>, but the response message body was not a SOAP Fault. The HTTP Request was made to the destination <insert_3>. The HTTP Status-Line returned was: <insert_2>.

Severity

20 : Error

Explanation

It is an error for a remote web server to return an HTTP Error Status Code (5xx), without returning a SOAP Fault message.

Response

Determine why the remote web server is returning an HTTP Error Status Code without a SOAP Fault.

BIP3712

A SOAP Request node received an invalid HTTP Response. The HTTP Request was made to the destination <insert_2>. The HTTP Status-Line returned was: <insert_1>.

Severity

20 : Error

Explanation

It is an error for a remote web server to return an invalid HTTP Response.

Response

Determine why the remote web server is returning an invalid HTTP Response.

BIP3713

A SOAP Request node received an HTTP Error Status Code (5xx) with an empty response body, when a SOAP payload was expected. The HTTP Request was made to the destination <insert_2>. The HTTP Status-Line returned was: <insert_1>.

Severity

20 : Error

Explanation

It is an error for a remote web server to return an empty payload when a SOAP response is required by the Message Exchange Pattern (MEP) of the selected operation.

Response

Determine why the remote web server is returning an error.

BIP3714

A SOAPAsyncRequest Node encountered an HTTP error whilst making an HTTP Request. An HTTP error was returned when an HTTP '202 Accepted' acknowledgement response was expected. The HTTP Status-Line returned was: <insert_1>.

Severity

30 : Severe error

Explanation

An error occurred whilst performing an HTTP Request. Check that the remote server is responding and that the request is specified correctly.

Response

See the following messages for information pertaining to this error.

BIP3715

A SOAPRequest Node encountered an HTTP error whilst making an HTTP Request. An HTTP error was returned when an HTTP '202 Accepted' acknowledgement response was expected. The HTTP Status-Line returned was: <insert_1>.

Severity

30 : Severe error

Explanation

An error occurred whilst performing an HTTP Request. Check that the remote server is responding and that the request is specified correctly.

Response

See the following messages for information pertaining to this error.

BIP3716

A SOAP Fault occurred whilst processing an inbound message. The operation name associated with the inbound message was: <insert_1>.

Severity

30 : Severe error

Explanation

The inbound bitstream being processed was: <insert_2>.

Response

See the following messages for information pertaining to this error.

BIP3717

An AsyncResponse Node with the unique identifier <insert_1> encountered an error whilst processing an inbound response message. The operation name associated with the inbound response message was: <insert_2>.

Severity

30 : Severe error

Explanation

There was an error whilst processing an Async Response message.

Response

See the following messages for information pertaining to this error.

BIP3718

A SOAP Fault occurred when a SOAPAsyncResponse Node with the unique identifier <insert_1> was processing an inbound response message. The operation name associated with the inbound response message was: <insert_2>.

Severity

30 : Severe error

Explanation

The inbound response bitstream being processed was: <insert_3>.

Response

See the following messages for information pertaining to this error.

BIP3719

Node <insert_1> sending SOAP request via transport <insert_2> (<insert_3>) for operation <insert_4> of type <insert_5>.

Severity

0 : Information

Explanation

See subsequent messages for success or failure messages relating to this request, and for any transport-specific messages.

Response

No action required.

BIP3720

Node <insert_1> received a SOAP response message via transport <insert_2> (<insert_3>) for operation <insert_4>.

Severity

0 : Information

Explanation

The broker sent a SOAP request, and has received a response.

Response

No action required.

BIP3721

Node <insert_1> received a SOAP acknowledge message via transport <insert_2> (<insert_3>) for operation <insert_4>.

Severity

0 : Information

Explanation

The broker sent a SOAP request, and has received an acknowledgement from the server that the request was received. This may be because the message was sent as an asynchronous request, and therefore the response message will be sent elsewhere, or because the request message was a one-way message exchange pattern, and therefore no response message should be expected.

Response

No action required.

BIP3722

Node <insert_1> sending a SOAP reply message to the originating client.

Severity

0 : Information

Explanation

See subsequent messages for success or failure messages relating to this reply, and for any transport-specific messages.

Response

No action required.

BIP3723

Node <insert_1> sending a SOAP reply message via transport <insert_2> (<insert_3>).

Severity

0 : Information

Explanation

This message is used when sending non-Anonymous replies to SOAP messages. A new connection will be made to the remote server, and the reply will be sent to the server. See subsequent messages for success or failure messages relating to this reply, and for any transport-specific messages.

Response

No action required.

BIP3724

Node <insert_1> sending a SOAP fault message to the originating client.

Severity

0 : Information

Explanation

See subsequent messages for success or failure messages relating to this reply, and for any transport-specific messages.

Response

No action required.

BIP3725

Node <insert_1> sending a SOAP fault message via transport <insert_2> (<insert_3>).

Severity

0 : Information

Explanation

This message is used when sending non-Anonymous faulta to SOAP clients. A new connection will be made to the remote server, and the fault message will be sent to the server. See subsequent messages for success or failure messages relating to this reply, and for any transport-specific messages.

Response

No action required.

BIP3726

Failed to setup SOAP transport for node <insert_1>.

Severity

20 : Error

Explanation

The SOAP nodes rely on the configuration of the SOAP transport layer within the broker, and this has not been initialised correctly. The node will not be operational until the problems have been corrected.

Response

Determine the cause of the error and correct it. Subsequent error messages may contain more information.

BIP3727

<insert_1>1

Severity

20 : Error

Explanation

The SOAP nodes are built on top of the broker WS-Security layer, and this layer has returned a configuration exception, the text of which is included in the message.

Response

Determine the cause of the error and correct it. Subsequent error messages may contain more information.

BIP3728

Configuration of WS-Security layer using policy set <insert_1> and policy set binding <insert_2> failed.

Severity

20 : Error

Explanation

WS-Security configuration requires correctly initialised policy set and policy set binding information in order to succeed. An error has occurred whilst attempting to use policy set <insert_1> and policy set binding <insert_2>. Common causes are:

1: Either the policy set name or policy set binding name is missing from the node (or flow) configuration.

2: If X.509 tokens are being used, including implicit usage such as signing or encryption, the keystore and/or truststore is not be set correctly.

However, this may be an internal error, possibly due to a faulty installation. A review of the exception text may indicate a solution.

Response

Determine the cause of the error and correct it. Subsequent error messages may contain more information.

BIP3729

A key store error has occurred with file <insert_1>.

Severity

20 : Error

Explanation

The WS-Security layer is trying to use a key store for X.509-based security, but has encountered an error whilst doing so. Common causes are:

1: The key store does not exist, or the broker lacks permission to access it.

2: The password for the key store is incorrect.

3: The key store type has been set incorrectly.

Subsequent error messages may contain more information.

Response

Determine the cause of the error and correct it. Subsequent error messages may contain more information.

BIP3730

A UsernameToken is required by the configuration of the WS-Security layer, but the broker security manager has not provided a username.

Severity

20 : Error

Explanation

The WS-Security layer is trying to create a UsernameToken, and needs a username to do so. Common causes are:

1: No username has been provided in the Properties folder of the message tree passed into the node. One of IdentitySourceToken or IdentityMappedToken should be provided.

2: Identity propagation is not enabled for this node. This is controlled by the security profile associated with the node.

Subsequent error messages may contain more information.

Response

Determine the cause of the error and correct it. Subsequent error messages may contain more information.

BIP3731

An error occurred during WS-Security processing using policy set <insert_1> and policy set binding <insert_2>.

Severity

20 : Error

Explanation

WS-Security operation requires correctly configured policy set and policy set binding information in order to succeed. An error has occurred whilst attempting to use policy set <insert_1> and policy set binding <insert_2>. See subsequent error messages for more information.

Response

Determine the cause of the error and correct it. Subsequent error messages may contain more information.

BIP3732

The specified WSDL binding <insert_1> could not be found in the supplied WSDL file <insert_2>.

Severity

20 : Error

Explanation

The WSDL binding <insert_1> from the target namespace <insert_4> associated with message set <insert_3> was not found in the WSDL file <insert_2>. This could be because the WSDL file is missing, invalid or corrupt.

Response

Determine the cause of the error and correct it. Ensure that the WSDL file is valid and that it validates correctly.

BIP3733

An exception occurred whilst registering the WSDL operation <insert_4> from the specified binding <insert_1> in the supplied WSDL file <insert_2>. The deployed WSDL may be invalid.

Severity

20 : Error

Explanation

The WSDL binding <insert_1> from the target namespace <insert_3> contained the operation <insert_4> that could not be registered for a WSDL consumer (SOAPRequest or SOAPAsyncRequest) node. This is normally a symptom of an invalid or corrupt WSDL file. Ensure that the WSDL file is valid and that it validates correctly.

Response

Determine the cause of the error and correct it.

BIP3734

An exception occurred whilst registering the WSDL service <insert_1> from the WSDL file <insert_2> with the target namespace <insert_3>.

Severity

20 : Error

Explanation

There was an exception whilst registering the WSDL service <insert_1> for a WSDL consumer (SOAPRequest or SOAPAsyncRequest) node.

Response

Determine the cause of the error and correct it. Subsequent error messages may contain more

information.

BIP3735

An exception occurred whilst registering the WSDL service <insert_1> from the WSDL file <insert_2> with the target namespace <insert_3>.

Severity

20 : Error

Explanation

There was an exception whilst registering the WSDL service <insert_1> for a WSDL provider (SOAPInput) node.

Response

Determine the cause of the error and correct it. Subsequent error messages may contain more information.

BIP3736

Unable to register the selected operation <insert_1>. The operation was not found in the WSDL.

Severity

20 : Error

Explanation

The selected operation <insert_1> could not be found in the WSDL.

Response

Determine the cause of the error and correct it.

BIP3737

An invalid Message Exchange Pattern (MEP) <insert_1> was found when registering the operation <insert_2> for a SOAPAsyncRequestNode.

Severity

20 : Error

Explanation

It is invalid to select a 'One-way' or 'Notification' MEP for use in a SOAPAsyncRequest node.

Response

Correct the error and redeploy the flow.

BIP3738

There was an error whilst loading or configuring the module <insert_1> from location <insert_2>.

Severity

20 : Error

Explanation

An error occurred whilst trying to load or configure the requested module <insert_1> from the location <insert_2>. This may be an internal error, possibly due to a faulty installation. A review of the exception text may indicate a solution.

Response

Determine the cause of the error and correct it. Subsequent error messages may contain more information.

BIP3901

Exception condition detected on input node <insert_1>.

Severity

0 : Information

Explanation

The input node <insert_1> detected an error whilst processing a message. The default message recovery processing of the node will have been invoked. The message being processed may have been reinstated on the input device or external software resource which provides the input data. This will be dependant on the capabilities of such devices or resources and, in the case of user-defined input nodes, on the features of the node itself. Other messages may be associated with this message which further describe the error condition.

Response

Check the error messages which follow to determine why the exception was generated, and take action as described by those messages.

BIP3903

Node (class=<insert_1>, name=<insert_2>) propagating to <insert_3> terminal.

Severity

0 : Information

Explanation

The specified node is about to propagate a message to the specified terminal.

Response

No user action required. This is an information message.

BIP3904

Invoking the evaluate() method of node (class=<insert_1>, name=<insert_2>).

Severity

0 : Information

Explanation

About to pass a message to the evaluate() method of the specified node.

Response

No user action required.

BIP3905

Invoking the cniEvaluate() implementation function of node (class=<insert_1>, name=<insert_2>).

Severity

0 : Information

Explanation

About to pass a message to the cniEvaluate() implementation function of the specified node.

Response

No user action required.

BIP3906

The node <insert_2> failed to navigate to the message location specified. The location specified was: <insert_1>.

Severity

30 : Severe error

Explanation

Ensure that the location <insert_1> is valid for the message tree where it is used.

Response

Correct the specified message location.

BIP3907

Message received and propagated to <insert_2> terminal of input node <insert_1>.

Severity

0 : Information

BIP3908

The field reference <insert_1> could not be used to resolve the data location in the incoming message.

Severity

20 : Error

Explanation

An attempt was made to use the specified field reference to resolve a data location in the incoming message. However the resulting data location failed to resolve to a location in the incoming message tree that contains data that can be processed by the node.

Response

Review the data location property on the node and make sure that it points to a valid location.

BIP3909

The field reference <insert_1> could not be used to construct an outgoing message.

Severity

20 : Error

Explanation

The output data location on the node could not be used to construct an outgoing message.

Response

Review the output data location property on the node and make sure that it points to a valid location in the outgoing tree.

BIP3910

Input node <insert_1> has retried a message the maximum number of times. The message is now propagated to the failure terminal.

Severity

0 : Information

Explanation

An input message has failed normal propagation, and has also failed to be propagated to the catch

terminal (if one is attached to the node). The message has been retried according to the retry properties and has exceeded the maximum number of retries specified. The message is now be propagated to the failure terminal. If you have not defined retry properties for this node, the message is propagated to the failure terminal after the first failure.

Response

No action is required. The message will be propagated to the failure terminal. If it is not attached, or if the propagation fails, the message will follow the "mark as failed" processing that is appropriate for the node.

BIP3911

The input node <insert_1> detected an error while processing a message and the processing of the failure resulted in a further error.

Severity

20 : Error

Explanation

Previous messages will have indicated cause of the original error, and following messages will indicate the cause of this later error.

Response

Check the error messages that follow to determine why the exception was generated, and take action as suggested by those messages.

BIP3912

Message flow <insert_1> emitted a monitoring event of type <insert_2> from node <insert_3>.

Severity

0 : Information

BIP3913

No default transaction id available on this transport. Monitoring event will not contain a local transaction id. Message flow <insert_1>, node <insert_2>.

Severity

0 : Information

Explanation

The message flow emitted a monitoring event, but it was unable to populate the local transaction id in the event because the transport does not provide a suitable field.

It may not be possible for a monitoring application to correlate messages which were emitted as part of the same transaction.

Response

If the message flow is not associated with a monitoring profile then create a monitoring profile and associate it with the message flow using the `mqsischange-flow-monitoring` command.

Edit the monitoring profile to specify a query for the local transaction id.

BIP3914

No bitstream available for this transport. Monitoring event will not contain the bitstream. Message flow <insert_1>, node <insert_2>.

Severity

0 : Information

Explanation

The message flow emitted a monitoring event, but it was unable to populate the bitstreamData element in the event because the transport does not provide bitstream.

Response

If the message flow is not associated with a monitoring profile then create a monitoring profile and associate it with the message flow using the mqsischangeFlowMonitoring command. Edit the monitoring profile and set the bitstream encoding to 'None'.

1.4. BIP4000-4999: Runtime components - Built-in nodes

BIP4001

Syntax error in SQL statements in node <insert_1>.

Severity

20 : Error

Explanation

The configuration failed due to errors in the SQL statement text. See the following messages for details of the error

Response

The following error messages will give specific details of the location and nature of the error. Check and correct the syntax of the SQL statements and redeploy.

BIP4002

Transaction state is not consistent with the value of 'transaction' attribute in node <insert_1>.

Severity

20 : Error

Explanation

The node <insert_1> would cause a commit of the database transaction on DSN <insert_2>. However, an active transaction already exists on that database, which would be committed prematurely if this node did a commit. This situation can arise if a previous node which caused a database update on the same DSN had the transaction property of 'automatic' specified. The message flow logic is regarded as inconsistent in such a situation.

Response

Examine the logic of the message flow, correct it and redeploy.

BIP4003

Incorrect return type <insert_1> in node <insert_3>. The value returned was <insert_2>.

Severity

20 : Error

Explanation

Return statements in filter nodes (and filter expressions) must return a value of type BOOLEAN

Response

Examine the logic of the given node's SQL statements, correct them and redeploy.

BIP4004

Message propagated to 'true' terminal of filter node <insert_1>.

Severity

0 : Information

BIP4005

Message propagated to 'false' terminal of filter node <insert_1>.

Severity

0 : Information

BIP4006

Message propagated to 'unknown' terminal of filter node <insert_1>.

Severity

0 : Information

BIP4007

Message propagated to 'out' terminal of node <insert_1>.

Severity

0 : Information

BIP4008

Message propagated to <insert_1> terminal of node <insert_2>.

Severity

0 : Information

BIP4009

Invalid terminal identifier <insert_1>.

Severity

20 : Error

Explanation

The TERMINAL clause of a PROPAGATE statement did not identify a valid terminal.

Response

Examine the logic of the given node's ESQL statements, correct them, and redeploy the message flow.

BIP4010

Message propagated to label node <insert_1> by node <insert_2>.

Severity

20 : Error

BIP4011

Invalid terminal identifier <insert_1>.

Severity

20 : Error

Explanation

The LABEL clause of a PROPAGATE statement did not identify a valid label node

Response

Examine the logic of the given node's SQL statements, correct them and redeploy.

BIP4012

(<insert_1>, <insert_2>) : Unexpectedly encountered end of trace pattern.

Severity

20 : Error

Explanation

The trace pattern configuring a trace node contained mismatched braces (<insert_', '>) at the line and column indicated. The preceding message will indicate the identity of the node and the message flow in which it was defined.

Response

Correct the syntax of your ESQL expression in node <insert_1>, around line and column <insert_2>, then redeploy the message flow: Correct the trace pattern and redeploy the message flow.

BIP4013

(<insert_1>, <insert_2>) : An expression must be given between braces in a trace pattern.

Severity

20 : Error

Explanation

The text between braces (<insert_', '>) in a trace pattern configuring a trace node must consist of a valid SQL expression defining the value to be traced. The preceding message will give the identity of the trace node and the message flow in which it was defined.

Response

Correct the syntax of your ESQL expression in node <insert_1>, around line and column <insert_2>, then redeploy the message flow: Correct the trace pattern and redeploy the message flow.

BIP4014

<insert_2> : Invalid value <insert_1> for the 'treatWarningsAsErrors' attribute of a database node; 'yes' or 'no' required.

Severity

20 : Error

Explanation

The 'treatWarningsAsErrors' attribute can have the values 'no' or 'yes'. An attempt was made to set the attribute to the value <insert_1>.

Response

Correct the value of the attribute to either 'no' or 'yes'.

BIP4020

NeonRules node <insert_2> received an invalid message with the following parts: <insert_1>.

Severity

20 : Error

Explanation

Messages received must consist of a Properties folder, an MQMD, an MQRFH or MQRFH2 (optional), and a 'NEON' body. The message consisted of the following parts : <insert_1>.

Response

Correct either the application or message flow which is originating the message being processed by the NeonRules node so that it conforms to the rules described above. Alternatively augment the message flow processing nodes prior to the NeonRules node to transform the incoming message into the desired form.

BIP4021

<insert_5>&colon. Rules evaluation failed. Message details&colon. application group <insert_1>; message type <insert_2>; rules error # <insert_3>; rules error message <insert_4>.

Severity

20 : Error

Explanation

Details of the message and the error raised whilst processing the message by the eon. rules processor are&colon.-

Response

Further details of the error message and corrective actions can be found in the eon. manuals.

BIP4022

Node <insert_3>: Rules evaluation succeeded: application group <insert_1>; message type <insert_2>.

Severity

0 : Information

Explanation

Application group: <insert_1>, Message type: <insert_2>.

Response

No user action required.

BIP4023

<insert_5>: Unknown action detected. Message details: application group <insert_1>; message type <insert_2>; action name <insert_3>; subscription ID <insert_4>.

Severity

20 : Error

Explanation

The action resulting from processing a message through the NeonRules node is not supported. Full details of the message and the resulting action are

Response

Correct the eon. rules to ensure that the resultant actions are supported by WebSphere Message Broker.

BIP4024

Node <insert_3>: The rules evaluation yielded a subscription. Message details: application group <insert_1>; message type <insert_2>.

Severity

0 : Information

Explanation

Application group: <insert_1>, Message type: <insert_2>.

Response

No user action required.

BIP4025

Node <insert_3>: No subscriptions found. Message details: application group <insert_1>; message type <insert_2>.

Severity

0 : Information

Explanation

Application group: <insert_1>, Message type: <insert_2>.

Response

No user action required.

BIP4026

An unknown error occurred processing the rules.

Severity

20 : Error

Explanation

An unexpected error has occurred whilst processing a message by the NeonRules node.

Response

This is an internal error. Contact your IBM support center.

BIP4027

Node <insert_3>: Performing a reformat operation. Message details: input message type <insert_1>; output message type <insert_2>.

Severity

0 : Information

Explanation

Input Message Type: <insert_1>, Output Message Type: <insert_2>.

Response

No user action required.

BIP4028

Failed to reformat message. Message details: input message type <insert_1>; output message type

<insert_2>; formatter error number <insert_3>; formatter error message <insert_4>.

Severity

20 : Error

Explanation

Details of the message and the error raised whilst formatting the message by the eon. formatter are: -

Response

Further details of the error message and corrective actions can be found in the eon. manuals.

BIP4029

Node <insert_3>: Reformat completed successfully. Message details: input message type <insert_1>; output message type <insert_2>.

Severity

0 : Information

Explanation

Input Message Type: <insert_1>, Output Message Type: <insert_2>.

Response

No user action required.

BIP4030

Target queue not set for putqueue action.

Severity

20 : Error

Explanation

The eon. rules processor has evaluated a message with a putqueue action, but has not specified a target queue to which the resultant message should be sent.

Response

Correct the eon. rules to ensure that the action is correctly specified.

BIP4031

Output type not set for reformat.

Severity

20 : Error

Explanation

The eon. rules processor has evaluated a message with a reformat action, but has not specified an output type for the message.

Response

Correct the eon. rules to ensure that the action is correctly specified. The eon. publications give details of the correct specification of the actions.

BIP4032

Input type not set for reformat.

Severity

20 : Error

Explanation

The eon. rules processor has evaluated a message with a reformat action, but has not specified an input type for the message.

Response

Correct the eon. rules to ensure that the action is correctly specified. The eon. publications give details of the correct specification of the actions.

BIP4033

Cannot propagate RF header, there is no RF header on the input message.

Severity

20 : Error

Explanation

The eon. rules processor has evaluated a message with a propagate action indicating that the rules and formatter header should be included. However the incoming message did not include this header.

Response

Correct the eon. rules to ensure that the action is correctly specified. The eon. publications give details of the correct specification of the actions.

BIP4036

Node <insert_8>: Performing a putqueue action. Options: OPT_TARGET_QUEUE <insert_1>; OPT_APP_GRP <insert_2>; OPT_MSG_TYPE <insert_3>; MQS_FORMAT <insert_4>; MQS_EXPIRY <insert_5>; MQS_PERSIST <insert_6>; MQS_PROPAGATE <insert_7>.

Severity

0 : Information

Explanation

The putqueue options are listed above.

Response

No user action required.

BIP4037

Node <insert_8>: Performing a propagate action. Options: OPT_APP_GRP <insert_2>; OPT_MSG_TYPE <insert_3>; MQS_FORMAT <insert_4>; MQS_EXPIRY <insert_5>; MQS_PERSIST <insert_6>; MQS_PROPAGATE <insert_7>.

Severity

0 : Information

Explanation

The propagate options are listed above.

Response

No user action required.

BIP4038

<insert_1>: The 'targetFormat' attribute cannot be empty.

Severity

20 : Error

Explanation

The targetFormat attribute must specify a valid neon output format as the target of the format operation. It cannot be the empty string.

Response

Use the Message Brokers Toolkit to set the value of the targetFormat attribute to the correct value and redeploy the message flow.

BIP4039

The NeonFormatter node <insert_2> received an invalid message, body type <insert_1>.

Severity

20 : Error

Explanation

The messages received by the NeonFormatter node must have a 'NEON' body. The body type of the message received was <insert_1>.

Response

Check that the application or message flow generating the messages destined for the current message flow are producing the messages with a Rules and Formatter Header (MORFH) identifying that the body of the message is of type 'NEON'. If no Rules and Formatter Header is present, the MQInput node for the message flow can specify that the body is of default type 'NEON'.

BIP4040

The Execution Group <insert_1> has processed a configuration message successfully.

Severity

0 : Information

Explanation

A configuration message has been processed successfully. Any configuration changes have been made and stored persistently.

Response

No user action required.

BIP4041

Execution group <insert_1> received an invalid configuration message. See the following messages for details of the error.

Severity

20 : Error

Explanation

The message broker received an invalid configuration message and has not updated its configuration. This can arise as a result of errors in the specification of either message flows or message sets which the configuration manager was unable to detect. It can also result from a message flow requiring a type of node that is not supported by the broker installation, from the broker having become out of step with the configuration database or from other applications sending extraneous messages to the broker's

configuration queues (SYSTEM.BROKER.ADMIN.QUEUE & SYSTEM.BROKER.EXECUTIONGROUP.QUEUE).

Response

Check the relevant message flow and message set definitions, check that all necessary user-defined extensions are installed, perform a complete redeploy of the broker's configuration and ensure that no applications are writing to the broker's configuration queues.

BIP4042

Invalid action <insert_1> in configuration message.

Severity

20 : Error

Explanation

The message broker received a configuration message containing the invalid action <insert_1>. This error can only result from configuration messages having an invalid structure.

Response

Ensure that no applications are writing to the broker's configuration queues.

BIP4043

Invalid action <insert_1> on resource <insert_2> in configuration message.

Severity

20 : Error

Explanation

The message broker received a configuration message which attempted the action <insert_1> on the resource <insert_2> but this action is not valid for this type of resource.

Response

Check that all necessary user-defined extensions are installed.

BIP4044

Invalid configuration message.

Severity

20 : Error

Explanation

The message broker received an invalid configuration message and has not been able to restore its original configuration. It will now restart.

Response

If the problem is not cleared by the restart, check that the database being used to store the broker's persistent state is operating correctly then stop and restart the broker.

BIP4045

Configuration changed successfully.

Severity

0 : Information

Explanation

The message broker received a configuration message and updated its configuration accordingly. This change concerned its publish-subscribe capability.

Response

No user action required.

BIP4046

Invalid configuration message. See the following messages for details of the error.

Severity

20 : Error

Explanation

The publish/subscribe function of the broker has received an invalid configuration message and has not updated its configuration. This can arise as a result of errors in the specification of the broker topology or topics which the Configuration Manager was unable to detect. It can also result from the broker having become out of step with the configuration repository or from other applications sending extraneous messages to the configuration queues of the broker (SYSTEM.BROKER.ADMIN.QUEUE and SYSTEM.BROKER.EXECUTIONGROUP.QUEUE).

Response

Check the relevant topology and topic definitions, perform a complete redeploy of the configuration and ensure that no applications are writing to the configuration queues.

BIP4047

Invalid body type <insert_1> in configuration message.

Severity

20 : Error

Explanation

The message broker received a configuration message containing the invalid body type <insert_1>. This error can only result from configuration messages having an invalid structure.

Response

Ensure that no applications are writing to the broker's configuration queue.

BIP4048

The execution group has received a request to stop.

Severity

0 : Information

Explanation

The execution group has received a request to stop and will terminate its process as soon as possible.

Response

No user action required.

BIP4050

Duplicate labelName attribute <insert_1> in label node.

Severity

20 : Error

Explanation

Two label nodes within a message flow have been found to have the same labelName attribute <insert_1>.

Response

The message flow must be changed so that each label node has a unique labelName attribute.

BIP4051

Label node with Label Name attribute <insert_1> could not be found.

Severity

20 : Error

Explanation

A Label node with Label Name attribute of <insert_1> could not be found by a RouteToLabel node.

Response

The destination list of the message contains a destination label that does not exist. Check the validity of the SQL in the Compute node that created the destination list.

BIP4052

Unable to create the User Defined Attribute <insert_1> with a type of <insert_2> and a value of <insert_3>. Recoverable Exception information <insert_4>.

Severity

20 : Error

Explanation

The User Defined Attribute <insert_1> could not be created. The type <insert_2> or the value <insert_3> might be invalid. Refer to the Exception information <insert_4> for further information.

Response

A deploy message sent to this broker contains an invalid User Defined Attribute. Correct the User Defined Attribute and redeploy.

BIP4053

Attempt to create an existing User Defined Attribute <insert_1>.

Severity

20 : Error

Explanation

The User Defined Attribute <insert_1> already exists

Response

A deploy message sent to this broker contains a message to create an existing User Defined Attribute.

BIP4054

User Defined Attribute <insert_1> does not exist.

Severity

20 : Error

Explanation

The User Defined Attribute <insert_1> can not be reported or changed as it does not exist

Response

Correct the request for this User Defined Attribute.

BIP4055

(<insert_1>, <insert_2>) : User defined attribute must specify an initial value expression.

Severity

20 : Error

Explanation

User defined attributes must either be given an initial value on the DECLARE statement or be given a value at deploy time.

Response

Set the value of the User Defined Attribute at deploy time.

BIP4056

Unsupported data type <insert_1>.

Severity

20 : Error

Explanation

Internal error during type conversion.

Response

See previous messages for more details.

BIP4057

The value of user-defined property <insert_4> defined on message flow <insert_3> (execution group <insert_2> of broker <insert_1>) has been changed from <insert_5> to <insert_6>.

Severity

0 : Information

Explanation

A configuration request was received by the broker to change the value of the user-defined property.

Response

None.

BIP4060

Data <insert_1> from trace node <insert_2>.

Severity

0 : Information

Explanation

The trace node <insert_2> has output the specified trace data.

Response

This is an information message provided by the message flow designer. The user response will be determined by the local environment.

BIP4061

Invalid trace file path specification for trace node <insert_1>.

Severity

10 : Warning

Explanation

The trace node <insert_1> has its destination specified to be a file but the given file path is empty. The message flow processing will continue, but trace output will not be written.

Response

Correct the message flow definition and redeploy it to the broker.

BIP4062

Node (class=<insert_1> name=<insert_2>) did not specify a closing brace in pattern attribute.

Severity

20 : Error

Explanation

A Trace node in a message flow included an expression within a 'pattern' attribute. However, the expression was not terminated with a closing brace character.

Response

Correct the message flow configuration and redeploy the broker.

BIP4063

Node (class=<insert_1>, name=<insert_2>) contained an error in the trace pattern.

Severity

20 : Error

Explanation

The pattern attribute in the specified trace node was not specified correctly.

Response

Correct the message flow configuration and redeploy the broker.

BIP4064

Operating system error <insert_2> opening trace file <insert_1> for trace node <insert_3>.

Severity

10 : Warning

Explanation

The trace node <insert_3> attempted to open the trace file <insert_1> but the operating system reported the error <insert_2>. Message flow processing will continue, but trace output will not be written. The node will continually attempt to open the file until it succeeds.

Response

If the name or location of the file was not specified correctly, then correct the message flow configuration and redeploy the broker. If the file could not be opened due to an environment or system error, take appropriate action to correct this situation.

BIP4065

Operating system error <insert_2> attempting to write to trace file <insert_1> for trace node <insert_3>.

Severity

10 : Warning

Explanation

The trace node <insert_3> attempted write to open the trace file <insert_1> but the operating system reported the error <insert_2>. Message flow processing will continue, but trace output will not be written. The node will continually attempt to open the file until it succeeds.

Response

If the file could not be opened due to an environment or system error, take appropriate action to correct this situation.

BIP4066

Unable to output trace data for trace node <insert_1>.

Severity

10 : Warning

Explanation

The trace node <insert_1> was unable to output trace data during its execution. The following messages will indicate the reason(s) for this.

Response

Refer to the following messages and take appropriate action.

BIP4067

Message propagated to output terminal for trace node <insert_1>.

Severity

0 : Information

Explanation

The trace node <insert_1> has received a message and is propagating it to any nodes connected to its output terminal.

Response

No user action required.

BIP4080

Message propagated to try terminal from try-catch node <insert_1>.

Severity

0 : Information

Explanation

The try-catch node <insert_1> has received a message and is propagating it to any nodes connected to its try terminal.

Response

No user action required.

BIP4081

Message propagated to catch terminal from try-catch node <insert_1>.

Severity

0 : Information

Explanation

The try-catch node <insert_1> has caught an exception which occurred in a node connected to its try terminal. The message has been augmented with an exception list and is propagating it to any nodes connected to its catch terminal for further processing. See the following messages for details of the exception list.

Response

No user action required.

BIP4101

Exception thrown by throw node <insert_1>.

Severity

0 : Information

Explanation

The throw node <insert_1> has received a message and will throw an exception as this is its normal behavior.

Response

No user action required.

BIP4120

Configuration message contained an invalid SQL expression; compute node <insert_1> in message flow <insert_2>.

Severity

20 : Error

Explanation

The compute node <insert_1> in message flow <insert_2> reported an error processing its compute expression.

Response

See the following messages for details of the error.

BIP4121

Syntax error in SQL statements in compute node <insert_3>.

Severity

20 : Error

Explanation

The configuration of compute node <insert_3> failed due to errors in the SQL expression. See the following messages for details of the error. The statement text was <insert_2>.

Response

The next error message will give specific details of where the error occurred in the statement text. Check the correct syntax for compute node SQL statements in the WebSphere Message Broker publications. Correct the statements configuring the node and redeploy the configuration.

BIP4123

Incorrect return type <insert_1> in compute node <insert_3>. The value returned was <insert_2>.

Severity

20 : Error

Explanation

Return statements in compute nodes must return a value of type 'bool'

Response

Examine the logic of the given node's SQL statements, correct them and redeploy.

BIP4124

Message propagated to 'out' terminal of compute node <insert_1>.

Severity

0 : Information

BIP4140

Exception condition detected by user-defined node <insert_1>.

Severity

0 : Information

Explanation

The user-defined node <insert_1> detected an error during processing. The behavior of the message flow will depend upon how the user-defined node has reacted to the generation of the exception. A well behaved user-defined node is expected to re-throw the exception for it to be caught and handled by the message flow as normal.

Response

Check any error messages which follow to determine why the exception was generated, and take action as described by those messages.

BIP4141

Exception condition detected in user-defined node or parser <insert_7>. Arguments: type <insert_1>; file <insert_2>; line <insert_3>; function <insert_4>; messageNumber <insert_5>; traceText <insert_6>.

Severity

20 : Error

Explanation

The user-defined node or parser <insert_7> has attempted to throw an exception by calling the cciThrowException() utility function, but the exception type specified in the 'type' argument was invalid. This is a problem within the user-defined extension software itself.

Response

Correct the problem in the user-defined extension software or contact the supplier of the user-defined extension to report the problem.

BIP4142

Evaluating cniElementSet<insert_1>. Changing value from <insert_2> to <insert_3>.

Severity

0 : Information

Explanation

Element <insert_1> has been changed to <insert_3>.

Response

No user action required.

BIP4143

Invalid terminal name.

Severity

20 : Error

Explanation

An attempt was made to create a terminal with no name.

Response

Ensure the terminal has a valid name.

BIP4144

Entered function <insert_1>(<insert_2>, <insert_3>, <insert_4>, <insert_5>, <insert_6>, <insert_7>, <insert_8>, <insert_9>, <insert_10>, <insert_11>, <insert_12>).

Severity

0 : Information

Explanation

Entered the specified function with the specified parameters.

Response

No user action required.

BIP4145

Exiting function <insert_1> with result: <insert_2>(<insert_3>).

Severity

0 : Information

Explanation

About to exit the specified the function with the specified result.

Response

No user action required.

BIP4146

Evaluating cpiSetElement<insert_1>. Changing value from <insert_2> to <insert_3>.

Severity

0 : Information

Explanation

Element <insert_1> has been changed to <insert_3>.

Response

No user action required.

BIP4147

User-defined extension input parameter failed debug validation check.

Severity

20 : Error

Explanation

Input parameter <insert_2> passed into function <insert_1> is not a valid object.

Response

Correct user-defined extension implementation accordingly.

BIP4148

User-defined extension damaged broker's object.

Severity

20 : Error

Explanation

Function <insert_1> has damaged broker's object passed as parameter <insert_2>.

Response

Correct user-defined extension implementation accordingly.

BIP4149

User-defined extension input parameter failed debug validation check.

Severity

20 : Error

Explanation

Input parameter <insert_2> passed into function <insert_1> is a NULL pointer.

Response

Correct user-defined extension implementation accordingly.

BIP4150

User-defined extension input parameter failed debug validation check.

Severity

20 : Error

Explanation

Input parameter <insert_2> passed into function <insert_1> does not have a valid value.

Response

Correct user-defined extension implementation accordingly.

BIP4151

An unexpected value was returned from User-defined extension implementation function <insert_1>.

Severity

20 : Error

Explanation

The implementation function returned <insert_2> but the expected values are <insert_3>.

Response

Correct user-defined extension implementation accordingly.

BIP4152

User-defined extension Implementation function <insert_1> returned CCI_BUFFER_TOO_SMALL on 2nd attempt.

Severity

20 : Error

Explanation

The implementation function <insert_1> has set the returnCode output parameter to CCI_BUFFER_TOO_SMALL and returned <insert_2> as the required size of the buffer in characters. The function was then invoked with a buffer of this size and again set returnCode to CCI_BUFFER_TOO_SMALL.

Response

Correct user-defined extension implementation accordingly.

BIP4153

The user-defined property (UDP) <insert_1> has an invalid data type <insert_2>.

Severity

20 : Error

Explanation

The datatype <insert_2> is not supported as a UDP. This can be due to using versions of runtime components that are incompatible with your Message Brokers Toolkit.

Response

Make sure that you are using versions of runtime components that are compatible with your Message Brokers Toolkit.

BIP4154

The user-defined property (UDP) <insert_1> of datatype <insert_2> has an incorrect structure. Reason: <insert_3>3

Severity

20 : Error

Explanation

An internal problem has occurred trying to construct the datatype <insert_2>. This can be due to using versions of runtime components that are incompatible with your Message Brokers Toolkit.

Response

Make sure that you are using versions of runtime components that are compatible with your Message Brokers Toolkit.

BIP4155

A dynamic terminal called <insert_2> (of type <insert_1>) could not be created because there is already a terminal with that name.

Severity

20 : Error

Explanation

The message flow definition deployed to the broker either defines a new terminal with the same name as one that already exists, or it defines the same terminal twice. This can be due to using versions of runtime components that are incompatible with your Message Brokers Toolkit.

Response

Make sure that you are using versions of runtime components that are compatible with your Message

BIP4156

A dynamic terminal of type <insert_1> (called <insert_2>) could not be created because this type of dynamic terminal is not allowed.

Severity

20 : Error

Explanation

You can only create a dynamic terminal of type 'output' or 'input'.

Response

This is an internal error. Contact your IBM support center.

BIP4157

The user-defined node <insert_1> could not be deployed. Details: <insert_2>2

Severity

20 : Error

Explanation

The node could not be deployed because an error in the node's 'onInitialize' method prevented the node from initializing.

Response

Review the details given above. Report the error to the node's writer if you cannot correct the error yourself.

BIP4160

Message propagated to match terminal by check node <insert_1>.

Severity

0 : Information

Explanation

The check node <insert_1> has matched a received message against the criteria and is propagating it to any nodes connected to its match terminal.

Response

No user action required.

BIP4161

Message propagated to failure terminal by check node <insert_7>. Values received: domain <insert_1>; set <insert_2>; type <insert_3>. Values expected: domain <insert_4>; set <insert_5>; type <insert_6>.

Severity

20 : Error

Explanation

The check node <insert_7> has detected that a received message did not match the specified criteria and that there is a message flow processing node attached to its failure terminal and thus the message is being propagated to any nodes connected to that terminal.

BIP4162

A non-matching message is rejected by Check node <insert_7>. Values received: domain <insert_1>; set <insert_2>; type <insert_3>. Values expected: domain <insert_4>; set <insert_5>; type <insert_6>.

Severity

20 : Error

Explanation

The Check node <insert_7> has detected that the input message did not match the specified criteria, and that a message flow processing node is not attached to its failure terminal. An exception is generated.

Response

Identify why invalid messages are either being sent into the broker or being generated, and correct the problem if necessary. If you have specified the Check node properties incorrectly, correct them, and redeploy the message flow.

BIP4163

Message propagated to the first terminal of the FlowOrder node <insert_1>.

Severity

0 : Information

Explanation

The FlowOrder node has received a message and has propagated it to the output terminal called first. Once the processing of the message down the first terminal has finished, the message will be propagated to the second terminal.

Response

No user action required.

BIP4164

Message propagated to the second terminal of the FlowOrder node <insert_1>.

Severity

0 : Information

Explanation

The FlowOrder node has finished processing a message down the first terminal and has propagated it to the second terminal.

Response

No user action required.

BIP4180

Message propagated to output terminal by database node <insert_1>.

Severity

0 : Information

Explanation

The database node <insert_1> has received a message and is propagating it to any nodes connected to its output terminal.

Response

No user action required.

BIP4181

Syntax error in SQL statements in database node <insert_3>.

Severity

20 : Error

Explanation

The configuration of database node <insert_3> failed due to errors in the SQL statement text. See the following messages for details of the error. The statement text was <insert_2>.

Response

The next error message will give specific details of where the error occurred in the statement text. Check the correct syntax for database node SQL statements in the WebSphere Message Broker publications. Correct the statements and redeploy the configuration.

BIP4183

Incorrect return type <insert_1> in database node <insert_3>. The value returned was <insert_2>.

Severity

20 : Error

Explanation

Return statements in database nodes must return a value of type 'bool'

Response

Examine the logic of the given node's SQL statements, correct them and redeploy.

BIP4184

Message propagated to 'out' terminal of database node <insert_1>.

Severity

0 : Information

BIP4201

Message propagated to out terminal from node <insert_1>.

Severity

0 : Information

Explanation

A reset content descriptor node has received a message and is propagating it to any nodes connected to its out terminal.

Response

No user action required.

BIP4202

The WebSphere MQ Everyplace queue manager failed to start.

Severity

30 : Severe error

Explanation

The WebSphere MQ Everyplace queue manager failed to start.

Response

Ensure that the queue manager has been created and that the registry entry is correct.

BIP4203

The internal WebSphere MQ Everyplace transformer component failed to initialize.

Severity

30 : Severe error

Explanation

The internal WebSphere MQ Everyplace transformer component failed to initialize.

Response

Ensure that a valid transformer is being used within WebSphere MQ Everyplace.

BIP4204

WebSphere MQ Everyplace configuration error.

Severity

30 : Severe error

Explanation

WebSphere MQ Everyplace configuration error.

Response

If using a WebSphere MQ Everyplace ini file, please ensure that it is valid.

BIP4205

A WebSphere MQ Everyplace error occurred. The exact nature of the problem could not be determined.

Severity

30 : Severe error

Explanation

A WebSphere MQ Everyplace error occurred. The exact nature of the problem could not be determined.

Response

Please refer to trace messages before this error occurred.

BIP4206

The mqimqe.jar file could not be loaded.

Severity

30 : Severe error

Explanation

The mqimqe.jar could not be read at runtime.

Response

Ensure that the file exists within the application.

BIP4207

A WebSphere MQ Everyplace method could not be accessed.

Severity

20 : Error

Explanation

A WebSphere MQ Everyplace method within the mqimqe.jar file could not be accessed.

Response

Ensure that the mqimqe.jar file is not damaged.

BIP4208

WebSphere MQ Everyplace database error. Cannot write to inbound table.

Severity

30 : Severe error

Explanation

An error occurred whilst attempting to write to the WebSphere MQ Everyplace inbound table.

Response

Ensure that the database tables exist and that the application has appropriate access.

BIP4209

Error attempting to write to WebSphere MQ Everyplace outbound database table.

Severity

30 : Severe error

Explanation

An error was encountered whilst attempting to write to the WebSphere MQ Everyplace outbound database table.

Response

Ensure that the database tables exist and that the application has appropriate access.

BIP4210

WebSphere MQ Everyplace database error. Cannot write to outbound destination table.

Severity

30 : Severe error

Explanation

An error occurred whilst attempting to write to the WebSphere MQ Everyplace destination table.

Response

Ensure that the database tables exist and that the application has appropriate access.

BIP4211

WebSphere MQ Everyplace database error. Cannot read from inbound table.

Severity

20 : Error

Explanation

An error occurred whilst attempting to read from the WebSphere MQ Everyplace inbound table.

Response

Ensure that the database tables exist and that the application has appropriate access.

BIP4212

WebSphere MQ Everyplace database error. Cannot read from outbound message table.

Severity

20 : Error

Explanation

An error occurred whilst attempting to read from the WebSphere MQ Everyplace outbound message table.

Response

Ensure that the database tables exist and that the application has appropriate access.

BIP4213

WebSphere MQ Everyplace database error. Cannot read a record from outbound destination table.

Severity

30 : Severe error

Explanation

An error occurred whilst attempting to read a record from the WebSphere MQ Everyplace destination table.

Response

Ensure that the database tables exist and that the application has appropriate access.

BIP4214

WebSphere MQ Everyplace database error. Cannot delete record from inbound table.

Severity

30 : Severe error

Explanation

An error occurred when attempting to delete the WebSphere MQ Everyplace inbound message table.

Response

Ensure that the database tables exist and that the application has appropriate access to the database.

BIP4215

WebSphere MQ Everyplace database error. Cannot delete record from outbound table.

Severity

30 : Severe error

Explanation

An error occurred when attempting to delete a record from the WebSphere MQ Everyplace outbound message table.

Response

Ensure that the database tables exist and that the application has appropriate access to the database.

BIP4216

WebSphere MQ Everyplace database error. Cannot delete record from outbound destination table.

Severity

30 : Severe error

Explanation

An error occurred when attempting to delete a WebSphere MQ Everyplace outbound destination message record.

Response

Ensure that the database tables exist and that the application has appropriate access to the database.

BIP4217

WebSphere MQ Everyplace database error. Cannot put non-publish/subscribe WebSphere MQ Everyplace message to table.

Severity

30 : Severe error

Explanation

Cannot put non-publish/subscribe WebSphere MQ Everyplace message to inbound WebSphere MQ Everyplace table.

Response

Ensure that the database tables exist and that the application has appropriate access to the database.

BIP4218

Cannot read non-publish/subscribe WebSphere MQ Everyplace message from table.

Severity

30 : Severe error

Explanation

Cannot read a non-publish/subscribe WebSphere MQ Everyplace message from table.

Response

Ensure that the database tables exist and that the application has appropriate access to the database.

BIP4219

WebSphere MQ Everyplace database error. Cannot delete non-publish/subscribe WebSphere MQ Everyplace message from the database table.

Severity

30 : Severe error

Explanation

Cannot delete a non-publish/subscribe WebSphere MQ Everyplace message from table.

Response

Ensure that the database tables exist and that the application has appropriate access to the database.

BIP4220

Message propagated to out terminal from node <insert_1>.

Severity

0 : Information

Explanation

A label node has received a message and is propagating it to any nodes connected to its out terminal.

Response

No user action required.

BIP4221

Some (but not all) of the WebSphere MQ Everyplace tables are missing.

Severity

20 : Error

Explanation

Some (but not all) of the WebSphere MQ Everyplace tables are missing.

Response

Recreate the broker.

BIP4222

The mqisdsp.jar file could not be loaded.

Severity

30 : Severe error

Explanation

The mqisdsp.jar could not be read at runtime.

Response

Ensure that the file exists within the application.

BIP4223

A SCADA method could not be accessed.

Severity

30 : Severe error

Explanation

A SCADA method within the mqisdsp.jar file could not be accessed.

Response

Ensure that the mqisdsp.jar file is not damaged.

BIP4224

SCADA database error. Cannot write to inbound table.

Severity

30 : Severe error

Explanation

An error occurred whilst attempting to write to the SCADA inbound table.

Response

Ensure that the database tables exist and that the application has appropriate access.

BIP4225

Error attempting to write to SCADA outbound database table.

Severity

30 : Severe error

Explanation

An error was encountered whilst attempting to write to the SCADA outbound database table.

Response

Ensure that the database tables exist and that the application has appropriate access.

BIP4226

SCADA database error. Cannot write to outbound destination table.

Severity

30 : Severe error

Explanation

An error occurred whilst attempting to write to the SCADA destination table.

Response

Ensure that the database tables exist and that the application has appropriate access.

BIP4227

SCADA database error. Cannot read from inbound table.

Severity

20 : Error

Explanation

An error occurred whilst attempting to read from the SCADA inbound table.

Response

Ensure that the database tables exist and that the application has appropriate access.

BIP4228

SCADA database error. Cannot read from outbound message table.

Severity

20 : Error

Explanation

An error occurred whilst attempting to read from the SCADA outbound message table.

Response

Ensure that the database tables exist and that the application has appropriate access.

BIP4229

SCADA database error. Cannot read from outbound destination table.

Severity

30 : Severe error

Explanation

An error occurred whilst attempting to write to the SCADA destination table.

Response

Ensure that the database tables exist and that the application has appropriate access.

BIP4230

SCADA database error. Cannot delete record from inbound table.

Severity

30 : Severe error

Explanation

An error occurred when attempting to delete the SCADA inbound message table.

Response

Ensure that the database tables exist and that the application has appropriate access to the database.

BIP4231

SCADA database error. Cannot delete record from outbound table

Severity

30 : Severe error

Explanation

An error occurred when attempting to delete a record from the SCADA inbound message table

Response

Ensure that the database tables exist and that the application has appropriate access to the database

BIP4232

SCADA database error. Cannot delete record from outbound destination table.

Severity

30 : Severe error

Explanation

An error occurred when attempting to delete a SCADA outbound destination message record.

Response

Ensure that the database tables exist and that the application has appropriate access to the database.

BIP4233

Could not resolve destination node using specified port number.

Severity

10 : Warning

Explanation

Could not resolve destination node using specified port number. A subscription has been made by a node that no longer exists.

Response

Unsubscribe from all subscriptions for the node no longer being used.

BIP4234

Failed to get a message from the queue.

Severity

10 : Warning

Explanation

Failed to get a message from the queue.

Response

No user action required.

BIP4235

Failed to put a message onto the queue.

Severity

30 : Severe error

Explanation

Failed to put a message onto the queue.

Response

Queue may be full. No user action required.

BIP4236

Node <insert_1> failed to bind to port <insert_2>2

Severity

30 : Severe error

Explanation

The port number specified for the node is already being used in another message flow, or is unavailable for some other reason.

Response

Change the port number to one not being used by another message flow or by another quite separate application. If one message flow is replacing another using the same port number, use a full rather than a delta deploy. This ensures that the old flow is removed from service at the broker before the new flow is introduced.

BIP4237

SCADA Initialization failed.

Severity

10 : Warning

Explanation

An internal error stopped the SCADA server from starting.

Response

Redeploy the message flow.

BIP4238

MQIsdp manager not available.

Severity

30 : Severe error

Explanation

Initialization problem with the SCADA node.

Response

Redeploy the message flow.

BIP4239

Some of the SCADA database tables are missing.

Severity

30 : Severe error

Explanation

The SCADA Input node was unable to find all of the database tables required for correct operation

Response

Recreate the broker.

BIP4240

RouteToLabel node <insert_2> unable to locate Label node <insert_1>.

Severity

20 : Error

Explanation

A RouteToLabel node has received a message containing a label but there is no Label node with this label.

Response

This problem may result from the logic of the message flow as specified by the user not calculating a valid Label node name for all valid input messages, from the input message being of an unexpected nature or from the deployed configuration not being as intended. Check the logic of the message flow to ensure that in all cases the calculated Label node names will be correct and then check that the input message is not of an unexpected nature. Finally ensure that the message flow, and any nested message flows have been saved. Redeploy the new configuration to the broker ensuring that the complete configuration option is used. If the problem persists, contact your IBM support center.

BIP4241

Message propagated to target Label node by RouteToLabel node <insert_1>.

Severity

0 : Information

Explanation

A RouteToLabel node has received a message and is propagating it to the appropriate Label node.

Response

No user action required.

BIP4242

Failure putting message to <insert_4> queue manager <insert_1>, queue <insert_2>, from node type

<insert_3>3

Severity

20 : Error

Explanation

WebSphere Message Broker failed in an attempt to put a message.

Response

Examine the message flow nodes, and make any corrections that may be necessary. For example, an MQeOutput node may include an incorrect Destination Mode, Queue Manager Name or Queue Name property.

BIP4243

Unexpected message number <insert_1> received from <insert_2> for node type <insert_3>3

Severity

20 : Error

Explanation

An internal error occurred in communication within WebSphere Message Broker.

Response

Your installation of WebSphere Message Broker requires service. Pass details of this message to your administrator.

BIP4244

WebSphere MQ Everyplace redirection error

Severity

20 : Error

Explanation

An attempt to redirect output from WebSphere MQ Everyplace for the trace file failed.

Response

Check that the file details for the WebSphere MQ Everyplace trace file are correct and that the file can be written to.

BIP4245

WebSphere MQ Everyplace configuration template error

Severity

20 : Error

Explanation

An error occurred either creating or expanding a configuration template for WebSphere MQ Everyplace.

Response

Refer to the WebSphere MQ Everyplace trace file for further information.

BIP4246

WebSphere Everyplace JNI initialization failure

Severity

30 : Severe error

Explanation

A node is unable to communicate with WebSphere Everyplace using the JNI.

Response

Check that the Java code in the CLASSPATH used by WebSphere Message Broker is not damaged.

BIP4247

Unable to get message from SCADA

Severity

20 : Error

Explanation

The buffer allocated internally for a message from SCADA is too small.

Response

Report this error to your IBM Support Center.

BIP4248

Unable to confirm WebSphere MQ Everyplace message with Unique ID <insert_1>1

Severity

10 : Warning

Explanation

The WebSphere MQ Everyplace message with the given Unique ID could not be confirmed. This may be because no message with the ID was previously received, or because the message previously received can no longer be referenced by the broker. The Unique ID comprises the 2 WebSphere MQ Everyplace properties MQe.Msg_OriginQMgr and MQe.Msg_Time, concatenated with an intervening period.

Response

Check WebSphere MQ Everyplace client programs for the correct use of confirmPutMessage. Check that there have been no broker database errors that may have caused messages to be lost during database recovery.

BIP4249

Scada Thread pool is busy.

Severity

20 : Error

Explanation

The Scada thread pool is overloaded or has stopped working.

Response

If there is no co-responding BIP4250 message then the Scada thread pool may have stopped working or is overloaded.

BIP4250

Scada Thread pool has recovered.

Severity

10 : Warning

Explanation

The Scada thread pool has recovered from an overloaded period.

Response

This indicates that the Scada thread pool has recovered after an overloaded condition.

BIP4260

A memory allocation error occurred.

Severity

20 : Error

Explanation

The node `ImbDebugNode` was unsuccessful in allocating the thread local storage index.

Response

Restart your broker and retry the operation. If this problem persists, contact your IBM support center.

BIP4261

A thread creation error occurred.

Severity

20 : Error

Explanation

The node `ImbDebugNode` was unsuccessful in creating a thread responsible for transmitting the breakpoint information.

Response

Restart your broker and retry the operation. If this problem persists, contact your IBM support center.

BIP4262

An initialization error occurred.

Severity

20 : Error

Explanation

The node `ImbDebugNode` was unsuccessful in creating the node factory provided by the interface `cniCreateNodeFactory`.

Response

Restart your broker and retry the operation. If this problem persists, contact your IBM support center.

BIP4263

An operational error occurred.

Severity

20 : Error

Explanation

The node `ImbDebugNode` was unsuccessful in defining a node class within the node factory.

Response

Check if the XML definition of the node `ImbDebugNode` is valid and retry the operation. If this problem persists, contact your IBM support center.

BIP4264

A threading problem occurred.

Severity

20 : Error

Explanation

The node ImbDebugNode was unsuccessful in blocking incoming threads, the Message Brokers Toolkit debugger might not work properly.

Response

Restart your broker and retry the operation. If this problem persists, contact your IBM support center.

BIP4265

A mutual exclusion error occurred.

Severity

20 : Error

Explanation

The node ImbDebugNode was unsuccessful in releasing a mutex object.

Response

Restart your broker and retry the operation. If this problem persists, contact your IBM support center.

BIP4266

Unable to get an attribute from a node.

Severity

20 : Error

Explanation

The attribute 'FlowUuid' could not be received from the node ImbDebugNode.

Response

Restart your broker and retry the operation. If this problem persists, contact your IBM support center.

BIP4267

Unable to get an attribute from a node.

Severity

20 : Error

Explanation

The attribute 'DebugNodeID' could not be received from the node ImbDebugNode.

Response

Restart your broker and retry the operation. If this problem persists, contact your IBM support center.

BIP4268

A mutual exclusion error occurred.

Severity

20 : Error

Explanation

An access violation occurred while waiting for a mutex object in the node ImbDebugNode.

Response

Restart your broker and retry the operation. If this problem persists, contact your IBM support center.

BIP4269

A propagation error occurred.

Severity

10 : Warning

Explanation

The node ImbDebugNode was unsuccessful to propagate a message.

Response

Restart your broker, redeploy the message flow and retry the operation. If this problem persists, contact your IBM support center.

BIP4270

A propagation error occurred.

Severity

20 : Error

Explanation

An Output terminal is not connected.

Response

Restart your broker, redeploy the message flow and retry the operation. If this problem persists, contact your IBM support center.

BIP4271

An element error occurred.

Severity

20 : Error

Explanation

The node ImbDebugNode received an unknown value type for an element.

Response

Restart your broker, redeploy the message flow and retry the operation. If this problem persists, contact your IBM support center.

BIP4272

An element error occurred.

Severity

20 : Error

Explanation

The node ImbDebugNode was unsuccessful in extracting an element value.

Response

Restart your broker, redeploy the message flow and retry the operation. If this problem persists, contact

your IBM support center.

BIP4273

An element error occurred.

Severity

10 : Warning

Explanation

The node ImbDebugNode was unsuccessful in extracting an element name.

Response

Restart your broker, redeploy the message flow and retry the operation. If this problem persists, contact your IBM support center.

BIP4274

An element error occurred.

Severity

20 : Error

Explanation

The node ImbDebugNode was unsuccessful in extracting an element type.

Response

Restart your broker, redeploy the message flow and retry the operation. If this problem persists, contact your IBM support center.

BIP4275

An element error occurred.

Severity

10 : Warning

Explanation

The node ImbDebugNode was unsuccessful in setting an element value.

Response

Restart your broker, redeploy the message flow and retry the operation. If this problem persists, contact your IBM support center.

BIP4276

A terminal creation error occurred.

Severity

20 : Error

Explanation

The node ImbDebugNode was unsuccessful in creating an Input terminal.

Response

Restart your broker, redeploy the message flow and retry the operation. If this problem persists, contact your IBM support center.

BIP4277

A terminal creation error occurred.

Severity

20 : Error

Explanation

The node ImbDebugNode was unsuccessful in creating an Output terminal.

Response

Restart your broker, redeploy the message flow and retry the operation. If this problem persists, contact your IBM support center.

BIP4278

A create node error occurred.

Severity

20 : Error

Explanation

The node name is not supported for the node ImbDebugNode.

Response

Restart your broker, redeploy the message flow and retry the operation. If this problem persists, contact your IBM support center.

BIP4279

A communication setting error occurred.

Severity

20 : Error

Explanation

The node ImbDebugNode was unsuccessful in getting the controller IP address.

Response

Restart your broker, redeploy the message flow and retry the operation. If this problem persists, contact your IBM support center.

BIP4280

A reception error occurred.

Severity

20 : Error

Explanation

The node ImbDebugNode was unsuccessful in receiving information from the Message Brokers Toolkit.

Response

Restart your broker, redeploy the message flow and retry the operation. If this problem persists, contact your IBM support center.

BIP4281

A socket error occurred.

Severity

20 : Error

Explanation

The node ImbDebugNode was unsuccessful in creating a socket.

Response

Restart your broker, redeploy the message flow and retry the operation. If this problem persists, contact your IBM support center.

BIP4282

A socket error occurred.

Severity

20 : Error

Explanation

The node ImbDebugNode was unsuccessful in setting the socket options.

Response

Restart your broker, redeploy the message flow and retry the operation. If this problem persists, contact your IBM support center.

BIP4283

A connection error occurred.

Severity

20 : Error

Explanation

The node ImbDebugNode was unsuccessful in connecting to a Message Brokers Toolkit socket.

Response

Restart your broker, restart your Message Brokers Toolkit and retry the operation. If this problem persists, contact your IBM support center.

BIP4284

A sending error occurred.

Severity

20 : Error

Explanation

The node ImbDebugNode was unsuccessful in sending information to the Message Brokers Toolkit.

Response

Restart your broker, redeploy the message flow and retry the operation. If this problem persists, contact your IBM support center.

BIP4285

A socket error occurred.

Severity

20 : Error

Explanation

The node ImbDebugNode was unsuccessful in binding a socket.

Response

Restart your broker, redeploy the message flow and retry the operation. If this problem persists, contact your IBM support center.

BIP4286

A socket error occurred.

Severity

20 : Error

Explanation

The node ImbDebugNode was unsuccessful in listening to a client connection.

Response

Restart your broker, redeploy the message flow and retry the operation. If this problem persists, contact your IBM support center.

BIP4287

A memory allocation error occurred.

Severity

20 : Error

Explanation

The node ImbDebugNode was unsuccessful in allocating memory.

Response

Restart your broker and retry the operation. If this problem persists, contact your IBM support center.

BIP4302

WebSphere MQ Everyplace bridge queue name is not specified. This is a mandatory field.

Severity

20 : Error

Explanation

WebSphere MQ Everyplace bridge queue name is not specified. This is a mandatory field.

Response

Add the required name/value pair and redeploy the message flow.

BIP4303

The trace file for WebSphere MQ Everyplace could not be created

Severity

20 : Error

Explanation

The trace file specified for WebSphere MQ Everyplace trace could not be created.

Response

Ensure that your disk is not full and that this file is not write protected.

BIP4342

WebSphere MQ Everyplace bridge queue name is not specified. This is a mandatory field.

Severity

20 : Error

Explanation

WebSphere MQ Everyplace bridge queue name is not specified. This is a mandatory field.

Response

Add the required name/value pair and redeploy the message flow.

BIP4343

The trace file for WebSphere MQ Everyplace could not be created

Severity

20 : Error

Explanation

The trace file specified for WebSphere MQ Everyplace could not be created.

Response

Ensure that your disk is not full and that this file is not write protected.

BIP4350

An error has occurred in the debugger.

Severity

30 : Severe error

Explanation

An internal error has occurred in the debugger.

Response

Contact your local IBM support center.

BIP4351

An error has occurred in the debugger's Remote Agent Controller

Severity

20 : Error

Explanation

The Remote Agent Controller is a separate process used to debug the broker.

Response

Observe any following errors and try to correct them. If you are unable to do so, please contact your IBM support center.

BIP4352

An error occurred when trying to communicate with the debugger

Severity

30 : Severe error

Response

Observe any following errors and try to correct them. If you are unable to do so, please contact your IBM support center.

BIP4353

An error occurred in the JNI layer during flow debugging

Severity

20 : Error

Response

Observe any following errors and try to correct them. If you are unable to do so, please contact your IBM support center.

BIP4354

An error occurred when invoking the debugger

Severity

30 : Severe error

Response

Observe any following errors and try to correct them. If you are unable to do so, please contact your IBM support center.

BIP4360

Java node information: <insert_1>.

Severity

0 : Information

Explanation

Information message generated by Java node.

Response

No user action required.

BIP4361

Java node warning: <insert_1>.

Severity

10 : Warning

Explanation

Warning message generated by user Java node.

Response

Contact the node provider for further details.

BIP4362

Java node error: <insert_1>.

Severity

20 : Error

Explanation

Error message generated by user Java node.

Response

Contact the node provider for further details.

BIP4363

The Java API framework could not locate the <insert_1>: <insert_2>.

Severity

30 : Severe error

Explanation

An internal JNI error has occurred during property introspection.

Response

This is an internal error. Contact your IBM support center.

BIP4364

The Java API framework could not create an instance of <insert_1>.

Severity

30 : Severe error

Explanation

An internal JNI error has occurred during object instantiation.

Response

This is an internal error. Contact your IBM support center.

BIP4365

The Java API framework could not create an array of <insert_1>, size[<insert_2>].

Severity

30 : Severe error

Explanation

An internal JNI error has occurred during the creation of an array.

Response

This is an internal error. Contact your IBM support center.

BIP4366

Unable to create Java node <insert_1> of type <insert_2>.

Severity

20 : Error

Explanation

An exception has occurred during the creation of the Java node: <insert_3>3

Response

Contact the node provider for further details.

BIP4367

The method <insert_1> in Java node <insert_2> has thrown the following exception: <insert_3>.

Severity

20 : Error

Explanation

The method <insert_1> of the Java node has thrown an exception. Examine previous error messages for details of the cause of the problem.

Response

This error is generated by the Java node API. It can occur in a Java Compute node or a Java user-defined node. If the node is a user-defined node, contact the node provider for further details.

BIP4368

The method <insert_1> has thrown the following exception: <insert_2>.

Severity

30 : Severe error

Explanation

The Java API framework has caught an unhandled Java exception.

Response

Contact the node provider for further details.

BIP4369

A memory allocation error has occurred.

Severity

20 : Error

Explanation

The Java API framework was unsuccessful in allocating memory.

Response

Restart you broker and retry the operation. If the problem persists, contact your IBM support center.

BIP4370

Failure in CNI layer, return code is <insert_1>.

Severity

20 : Error

Explanation

An internal error has occurred in the CNI layer of the user-defined node interface.

Response

This is an internal error. Contact your IBM support center.

BIP4371

Failure to locate Java class <insert_1>1

Severity

30 : Severe error

Explanation

The Java class <insert_1> could not be found by the Java API framework.

Response

This is an internal error. Contact your IBM support center.

BIP4372

Failure to locate Java method or field <insert_1> in class <insert_2>.

Severity

30 : Severe error

Explanation

The Java method or field <insert_1> in class <insert_2> could not be found by the Java API framework.

Response

This is an internal error. Contact your IBM support center.

BIP4373

Element value type <insert_1> is not valid.

Severity

30 : Severe error

Explanation

The object supplied to MbElement.setValue(...) is not a supported type.

Response

Contact the node provider for further details.

BIP4374

An unexpected exception has occurred in the Java API framework.

Severity

30 : Severe error

Explanation

An internal processing error has occurred.

Response

This is an internal error. Contact your IBM support center.

BIP4375

The transaction type <insert_1> is not recognized.

Severity

20 : Error

Explanation

The transaction type supplied to the constructor of the SQL statement has not been recognized.

Response

Contact the node provider for further details.

BIP4376

Unable to locate resource bundle <insert_1>.

Severity

30 : Severe error

Explanation

The Java resource bundle could not be found by the Java API framework.

Response

Make sure the Java resource bundle is in the CLASSPATH and restart the broker.

BIP4377

The user node <insert_1> does not have a default constructor.

Severity

30 : Severe error

Explanation

The Java API framework was unable to find a default constructor for the user node.

Response

Contact the node provider for further details.

BIP4378

The <insert_1> object has been cleared

Severity

30 : Severe error

Explanation

The node implementation has attempted to reference an object which has previously been cleared.

Response

Contact the node provider for further details.

BIP4379

An STL exception has been thrown by <insert_1>.

Severity

30 : Severe error

Explanation

An unexpected STL exception has been thrown.

Response

This is an internal error. Contact your IBM support center.

BIP4380

The terminal <insert_1> already exists.

Severity

20 : Error

Explanation

An attempt has been made to create a terminal with a name that has already been used.

Response

Make sure that the terminal name is unique.

BIP4381

Element type <insert_1> is not valid.

Severity

20 : Error

Explanation

An attempt has been made to create an element with an invalid type.

Response

Contact the node provider for further details.

BIP4382

XPath parse error at column <insert_2> in expression <insert_1>.

Severity

20 : Error

Explanation

The XPath parser encountered a syntax error in the expression.

Response

Refer to the XPath 1.0 W3C recommendation for syntax rules.

BIP4383

XPath: Both arguments of the union operator must evaluate to nodesets

Severity

10 : Warning

Explanation

One or both of the arguments to the union (|) operator evaluated to a non-nodeset type.

Response

Refer to the XPath 1.0 W3C recommendation for usage details.

BIP4384

XPath: Function <insert_1> is not in the XPath 1.0 specification or is not a broker extension function.

Severity

10 : Warning

Explanation

The XPath processor encountered an unsupported function call in the expression.

Response

Refer to the XPath 1.0 W3C recommendation for syntax usage.

BIP4385

XPath: Function has been passed too many arguments.

Severity

10 : Warning

Explanation

The XPath processor has encountered an unexpected comma (,) operator suggesting that a function has been passed too many arguments.

Response

Refer to the XPath 1.0 W3C recommendation for syntax usage.

BIP4386

XPath: Expression before relative location path does not evaluate to a nodeset.

Severity

10 : Warning

Explanation

The expression preceding the relative location path (starting with /) must evaluate to a nodeset.

Response

Refer to the XPath 1.0 W3C recommendation for syntax usage.

BIP4387

XPath: Predicates can only be applied to a nodeset.

Severity

10 : Warning

Explanation

The expression preceding a predicate must evaluate to a nodeset type.

Response

Refer to the XPath 1.0 W3C recommendation for syntax usage.

BIP4388

XPath: The variable <insert_1> is not bound to a value.

Severity

10 : Warning

Explanation

The XPath processor encountered an unbound variable reference in the expression.

Response

Bind a value to the variable reference before evaluating the expression.

BIP4389

XPath: An internal state error was encountered by the XPath evaluator (opcode <insert_1>).

Severity

20 : Error

Explanation

An internal state error was encountered by the XPath evaluator.

Response

Contact your IBM service representative.

BIP4390

XPath: The function <insert_1> has been passed the wrong number of arguments.

Severity

10 : Warning

Explanation

The function has been passed the wrong number of arguments.

Response

Refer to the XPath 1.0 W3C recommendation for syntax usage.

BIP4391

XPath: The argument of function <insert_1> does not evaluate to a nodeset.

Severity

10 : Warning

Explanation

The function argument must evaluate to a nodeset type.

Response

Refer to the XPath 1.0 W3C recommendation for syntax usage.

BIP4392

XPath: The function 'id' is not supported by the broker.

Severity

10 : Warning

Explanation

The function 'id' is not supported by the broker.

Response

Avoid use of the XPath function 'id'.

BIP4393

XPath: The broker extension function <insert_1> requires one argument.

Severity

10 : Warning

Explanation

The broker extension function requires one argument.

Response

Check the appropriate function call in the XPath expression.

BIP4394

Java exception: <insert_1>; thrown from class name: <insert_2>, method name: <insert_3>, file: <insert_4>, line: <insert_5>; trace text: <insert_6>; resource bundle: <insert_7>; key: <insert_8>; inserts(optional): <insert_9>, <insert_10>, <insert_11>, <insert_12>, <insert_13>, <insert_14>, <insert_15>, <insert_16>, <insert_17>, <insert_18>

Severity

20 : Error

Explanation

The message contains that data associated with a Java exception.

Response

No user action required.

BIP4395

Java exception: <insert_1>; thrown from class name: <insert_2>, method name: <insert_3>, file: <insert_4>, line: <insert_5>

Severity

20 : Error

Explanation

The message contains that data associated with a Java exception.

Response

No user action required.

BIP4396

<insert_0> is not a valid PAR. A PAR file must contain a classes directory.

Severity

10 : Warning

Explanation

<insert_0> doesn't contain a classes directory that is required by the PAR file format.

Response

Consult the product documentation and repackage the user-defined node into a valid PAR file.

BIP4397

Loading class <insert_0> from path <insert_1> in <insert_2>.

Severity

0 : Information

Explanation

Broker JVM class loading information.

Response

No user action required.

BIP4398

Loading class <insert_0> from path <insert_1> in JAR <insert_2> packaged in PAR <insert_3>.

Severity

0 : Information

Explanation

Broker JVM class loading information.

Response

No user action required.

BIP4399

An unexpected error has occurred in the Java API framework. You have attempted to create another instance of the node.

Severity

30 : Severe error

Explanation

Within the Java API framework, any node can have only one instance of itself. The most likely cause of the error is a Java statement that attempts to create a second instance of a JavaCompute Node, although the error could also occur in Java code that you have written for other Java plug-in nodes.

Response

Rework your Java code and remove any attempt to create a second instance of the node. If your code does not contain an attempt to create a node, or if the problem persists, contact your IBM Support Center.

BIP4401

Message propagated to out terminal from node <insert_1>

Severity

0 : Information

Explanation

An AggregateControl node has received a message and is propagating it to any nodes connected to its out terminal

Response

No user action required

BIP4402

Message propagated to control terminal from node <insert_1>

Severity

0 : Information

Explanation

An AggregateControl node has received a message and is propagating a control message to any nodes connected to its control terminal

Response

No user action required

BIP4403

The control terminal is not connected.

Severity

20 : Error

Explanation

The control terminal on the AggregateControl node is not connected to any other nodes.

Response

Check the message flow and ensure that the control terminal on the AggregateControl node is ultimately

connected to the control terminal on the corresponding AggregateReply node. This is to ensure control messages from the AggregateControl node reach the AggregateReply node.

BIP4404

Existing aggregation data found in LocalEnvironment

Severity

20 : Error

Explanation

The LocalEnvironment.ComIbmAggregateControlNode area reserved for AggregateControl node data already contains information. This message may already have passed through an AggregateControl node.

Response

Check that the message flow does not contain two AggregateControl nodes which are connected in series.

BIP4405

Aggregation data in LocalEnvironment is invalid

Severity

20 : Error

Explanation

The LocalEnvironment.ComIbmAggregateControlNode area reserved for passing information from an AggregateControl node to an AggregateRequest node does not contain valid data.

Response

Check that the message has passed through an AggregateControl node before arriving at the AggregateRequest node. Check that this LocalEnvironment data has not been lost. Nodes such as the Compute node should copy the LocalEnvironment before changing it, and should propagate it using a propagation option including LocalEnvironment.

BIP4406

Missing or invalid destination data in LocalEnvironment.WrittenDestination

Severity

20 : Error

Explanation

Part of the destination data required by the AggregateRequest node and contained in LocalEnvironment.WrittenDestination is missing or not valid. This data is usually inserted by an output node.

Response

Check that the message has previously passed through a node designed to support aggregation. The MQOutput node and MQeOutput node are two examples. Check that this LocalEnvironment data has not been lost. Nodes such as the Compute node should copy the LocalEnvironment before changing it, and should propagate it using a propagation option including LocalEnvironment.

BIP4407

Message propagated to out terminal from node <insert_1>

Severity

0 : Information

Explanation

An AggregateRequest node has received a message and is propagating it to any nodes connected to its out terminal

Response

No user action required

BIP4408

Could not allocate a thread for timeout processing in AggregateReply node.

Severity

30 : Severe error

Explanation

The AggregateReply node requires a thread to perform timeout processing. This demand has been refused. Normal function cannot continue without this thread.

Response

The operating system may have run low on threads. Try to make more threads available. Try reducing the number of threads used by a message flow by decreasing the value of the 'Additional Instances' attribute from the 'Assignments' panel.

BIP4409

Control message arrived from different broker (UUID <insert_1>).

Severity

20 : Error

Explanation

The control message received through the control terminal originated from an AggregateControl node on another broker. The sending broker's UUID is included in the message.

Response

Ensure that the AggregateControl node that the control message originated from, and the AggregateReply node which received it, are on the same broker.

BIP4410

The AggregateReply node has a different aggregate name (<insert_1>) to the corresponding AggregateControl node (<insert_2>).

Severity

20 : Error

Explanation

The control message originated from an AggregateControl node with a different aggregate name.

Response

Ensure that the AggregateControl node from which the control message originated, and the AggregateReply node which received it, have the same value for the 'aggregate name' attribute.

BIP4411

Message propagated to out terminal from node <insert_1>

Severity

0 : Information

Explanation

An AggregateReply node has received a message and is propagating it to any nodes connected to its out terminal

Response

No user action required

BIP4412

Corresponding request record not found for the reply message.

Severity

0 : Information

Explanation

An AggregateReply node has received a message at its 'in' terminal. No corresponding record of a request message being sent could be found. See subsequent messages to determine how this situation has been handled.

Response

It is possible that extraneous messages are arriving at the AggregateReply node 'in' terminal. Check your flow to ensure that the only messages arriving here are replies to request messages previously sent out and passed through an AggregateRequest node. It is possible that this message is a valid reply but part of an aggregation which previously timed out. It is possible that this is a reply to a message which has not yet been recorded by an AggregateRequest node. This can happen if request messages are sent outside of transactional control. Adjust your transaction settings to ensure that messages are sent under transactional control.

BIP4413

Storing unknown message persistently for subsequent processing.

Severity

0 : Information

Explanation

The message has been stored persistently by the AggregateReply node. If it is subsequently discovered to be a valid reply in an aggregation then it will be processed as such at that time. If a number of seconds passes as specified by the 'unknown timeout' attribute, then the message will be propagated to the 'unknown' terminal.

Response

No user action required.

BIP4414

Message propagated to unknown terminal from node <insert_1>

Severity

0 : Information

Explanation

An AggregateReply node has propagated a message to the 'unknown' terminal.

Response

No user action required

BIP4415

The record of the request that initiated this reply contains unexpected data.

Severity

20 : Error

Explanation

An AggregateReply node received unexpected information when dealing with the record of the request that was stored to correlate against this reply.

Response

Contact your IBM support center.

BIP4416

Message propagated to timeout terminal from node <insert_1>

Severity

0 : Information

Explanation

An AggregateReply node has propagated a message to the 'timeout' terminal.

Response

No user action required

BIP4417

Message could not be stored persistently. Missing Information : <insert_1>.

Severity

20 : Error

Explanation

An AggregateReply node attempted to store a message persistently. In order to do so, it needs to discover information from the message. Part of that information could not be found.

Response

Ensure that the message has a valid Properties folder and a payload (e.g. XML). Ensure the message has the following information : <insert_1>.

BIP4418

Invalid control message received by AggregateReply node <insert_2>. Missing Information : <insert_1>

Severity

20 : Error

Explanation

An AggregateReply node received a control message at its control terminal. The message was not in the format that was expected. The following information was expected but not found: <insert_1>

Response

Ensure that the message received at the control terminal of the AggregateReply node was generated by the control terminal of an AggregateControl node. If the message needed to be modified for delivery purposes (for example, adding an MQMD), ensure that the XML payload was not affected by this modification.

BIP4419

Invalid reply message received by AggregateReply node <insert_2>. Missing Information : <insert_1>

Severity

20 : Error

Explanation

An AggregateReply node received a message at its in terminal. The message was not in the format that was expected. The following information was expected but not found: <insert_1>

Response

Ensure that the message received at the control terminal of the AggregateReply node has a 'Properties' folder.

BIP4420

Request message identifier is not unique

Severity

20 : Error

Explanation

The AggregateRequest node <insert_1> attempted to record the delivery of a request message, but the message's unique identifier has already been used.

Response

Ensure that a new unique identifier is generated for the request message you are passing to the AggregateRequest node. This can be achieved by using the 'Request' tab when configuring the MQOutput node or the MQeOutput node. Check that the same message is not being propagated to more than one AggregateRequest node.

BIP4421

Empty message received by the AggregateReply node.

Severity

20 : Error

Explanation

An AggregateReply node is unable to process an empty message.

Response

Check the flow that has propagated the message to this node.

BIP4422

Unable to store request message in AggregateReply node. Queue=<insert_1>, Reason Code=<insert_2>.

Severity

20 : Error

Explanation

The AggregateReply node failed to store a message recording an aggregation request. This message is used by the node to record the details of the reply it expects back from a particular request. Failed to put a message to queue <insert_1> because of WebSphere MQ reason code <insert_2>

Response

Check that the underlying aggregation WebSphere MQ queue is functioning correctly.

BIP4423

Unable to store control message in AggregateReply node. Queue=<insert_1>, Reason Code=<insert_2>.

Severity

20 : Error

Explanation

The AggregateReply node failed to store a control message. This message is used by the node to control a particular aggregation. It is used both for normal processing and for timeout processing. Failed to put a message to queue <insert_1> because of WebSphere MQ reason code <insert_2>

Response

Check that the underlying aggregation WebSphere MQ queue is functioning correctly.

BIP4424

Unable to retrieve control message in AggregateReply node. Queue=<insert_1>, Reason Code=<insert_2>.

Severity

20 : Error

Explanation

The AggregateReply node failed to retrieve a control message. This message is used by the node to control a particular aggregation. It is used both for normal processing and for timeout processing. Failed to get a message from queue <insert_1> because of WebSphere MQ reason code <insert_2>

Response

Check that the underlying aggregation WebSphere MQ queue is functioning correctly.

BIP4425

Unable to retrieve request message in AggregateReply node. Queue=<insert_1>, Reason Code=<insert_2>.

Severity

20 : Error

Explanation

The AggregateReply node failed to retrieve a request message. This message is used to store state about a request. Failed to get a message from queue <insert_1> because of WebSphere MQ reason code <insert_2>

Response

Check that the underlying aggregation WebSphere MQ queue is functioning correctly.

BIP4426

Unable to store request message in AggregateControl node. Queue=<insert_1>, Reason Code=<insert_2>.

Severity

20 : Error

Explanation

The AggregateControl node failed to store a request message. This message is used by the node to control a particular aggregation. Failed to put a message to queue <insert_1> because of WebSphere MQ reason code <insert_2>

Response

Check that the underlying aggregation WebSphere MQ queue is functioning correctly.

BIP4427

Unable to store control message in AggregateControl node. Queue=<insert_1>, Reason Code=<insert_2>.

Severity

20 : Error

Explanation

The AggregateControl node failed to store a control message. This message is used by the node to control a particular aggregation. It is used both for normal processing and for timeout processing. Failed to put a message to queue <insert_1> because of WebSphere MQ reason code <insert_2>

Response

Check that the underlying aggregation WebSphere MQ queue is functioning correctly.

BIP4428

Missing aggregate request information in Environment. The missing information was in aggregate folder : <insert_1>.

Severity

20 : Error

Explanation

An AggregateControl node attempted to process the information about individual aggregate requests. In order to do so, it needs specific information to be stored by AggregateRequest nodes. Part of that information could not be found.

Response

Ensure that the message flow is correctly designed for aggregation. In particular, verify that Output nodes come before AggregateRequest nodes and that the Environment of the message tree is not changed by the flow after the AggregateControl node.

BIP4429

Failed to find a matching control message for a reply message. Queue=<insert_3>, Reason Code=<insert_1>, Correlid=<insert_2>.

Severity

10 : Warning

Explanation

The AggregateReply node has matched an incoming reply message to an outgoing request message but has failed to find a matching control message. This state should never be reached and is typically caused by WebSphere MQ problems. The WebSphere MQ return code was <insert_1> when attempting to get a message with correlid <insert_2> from queue <insert_3>. The reply message has been processed as an unknown message.

Response

Review the current state of the system and try to understand why the control message might be missing. This error might be due to another process or person removing control messages from <insert_3>.

BIP4430

Aggregation control message has a bad format. Queue=<insert_1>, Correlid=<insert_2>.

Severity

20 : Error

Explanation

The Aggregation Reply node has tried to process a control message but it has a corrupt format. The control message is on WebSphere MQ queue <insert_1> and it has Correlid <insert_2>.

Response

If the error persists then remove the control message from the WebSphere MQ queue. By removing the control message all details of the aggregation will be lost.

BIP4431

Failed to store a reply message. Queue=<insert_1>, Reason Code=<insert_2>.

Severity

20 : Error

Explanation

The Aggregation Reply node has tried to store a reply message but has failed. Failed to put a message to queue <insert_1> because of WebSphere MQ reason code <insert_2>

Response

Check that the underlying aggregation WebSphere MQ queue is functioning correctly.

BIP4432

Storing a aggregation reply message persistently for subsequent processing.

Severity

0 : Information

Explanation

The message has been stored persistently by the AggregateReply node. It will be stored until all replies for the aggregation have returned. Message details: Reply Id = <insert_1>, Reply Protocol = <insert_2>. Reply Group Id = <insert_3>.

Response

No user action required.

BIP4433

Failed to retrieve a reply message. Queue=<insert_1>, Reason Code=<insert_2>.

Severity

20 : Error

Explanation

The Aggregation Reply node has tried to retrieve a reply message but has failed. Failed to get a message from queue <insert_1> because of WebSphere MQ reason code <insert_2>

Response

Check that the underlying aggregation WebSphere MQ queue is functioning correctly.

BIP4435

The Aggregation Reply node has received a reply message which has a blank reply ID: <insert_1>.

Severity

20 : Error

Explanation

This is not allowed because the reply ID is needed so that a reply message can be matched to the original request message. If you are using WebSphere MQ to send and receive aggregation requests, the reply ID must be stored in the correlation identifier (CorrelId) field of the message descriptor (MQMD) and it must be set to the value of the message ID in the request message's MQMD.

Response

Make sure that all reply messages have their reply IDs correctly set to match the ID of the request message.

BIP4440

An XSLT transformation was requested. The XSLT node has invoked the eXMLT engine to perform a transformation of XML data. The supplied stylesheet name is <insert_2>. The input data is <insert_1>.

Severity

0 : Information

Response

No user action is required.

BIP4441

The XSLT transformation is complete. The eXMLT engine has completed the transformation. Output data is <insert_1>.

Severity

0 : Information

Response

No user action is required.

BIP4442

An XSLT error <insert_2> was reported by XSLT node <insert_1>.

Severity

20 : Error

Response

Inspect the error text to determine an appropriate action.

BIP4443

The stylesheet name was not found. XSLT node <insert_1> requested a transformation of XML data but the transformation could not be completed because the stylesheet name could not be determined using the given selection priorities. Node attribute priority: <insert_2>. LocalEnvironment priority: <insert_3>. Embedded XML Priority: <insert_4>.

Severity

20 : Error

Response

Ensure that the stylesheet name is available.

BIP4444

The XSLT warning <insert_2> was reported by XSLT node <insert_1>.

Severity

10 : Warning

Response

Inspect the warning message to determine the appropriate action.

BIP4445

The XSLT information message <insert_2> was reported by XSLT node <insert_1>.

Severity

0 : Information

Response

No user action is required.

BIP4446

The XSLT node <insert_1> requested a transformation of XML data, but the identified stylesheet <insert_2> does not exist.

Severity

20 : Error

Explanation

The transformation could not be completed because the stylesheet could not be found.

Response

Ensure that the identified style sheet is available.

BIP4447

The XSLT node <insert_1> encountered a problem during the transformation. The error message is <insert_2>.

Severity

20 : Error

Explanation

The transformation could not be completed.

Response

Check the error message to identify the cause and correct the error.

BIP4448

Output CharSet specification <insert_1> from Local Environment (priority <insert_2>) was found.

Severity

0 : Information

Explanation

The XSLT node tried to read the Output CharSet specification from Local Environment and received <insert_1>. The specified priority for selecting Local Environment Output CharSet is <insert_2>.

Response

No user action is required.

BIP4449

Output CharSet specification <insert_1> from Node Attribute (priority <insert_2>) was found.

Severity

0 : Information

Explanation

The XSLT node tried to read Output CharSet specification from Node Attribute and received <insert_1>. The specified priority for selecting Node Attribute Output CharSet is <insert_2>.

Response

No user action is required.

BIP4450

No Output CharSet specification was found. Default Output CharSet <insert_1> will be used.

Severity

0 : Information

Explanation

The XSLT node could not find any Output CharSet specification. Therefore the default Output CharSet <insert_1> will be used.

Response

No user action is required.

BIP4451

Style sheet Name specification <insert_1> from LocalEnvironment (priority <insert_2>) was found.

Severity

0 : Information

Explanation

The XSLTransform node tried to read the style sheet Name specification from LocalEnvironment, and received <insert_1>. The specified priority for selecting LocalEnvironment style sheet Name is <insert_2>.

Response

No user action is required.

BIP4452

Style sheet Name specification <insert_1> from Node Attribute (priority <insert_2>) was found.

Severity

0 : Information

Explanation

The XSLTransform node tried to read the style sheet Name specification from Node Attribute, and received <insert_1>. The specified priority for selecting Node Attribute style sheet Name is <insert_2>.

Response

No user action is required.

BIP4453

Node <insert_2> could not use non-string data from the LocalEnvironment for overriding property

<insert_1>.

Severity

10 : Warning

Explanation

Only string values are valid for the property.

Response

Make sure a valid string value is specified.

BIP4454

XSLT node <insert_1> completed a transformation successfully. However, it produced a result that cannot be serialized to a valid XML string. The failure message is <insert_2>.

Severity

10 : Warning

Explanation

The problem may have occurred because the output does not conform to the XML standard or the output encoding is not supported.

Response

Inspect the failure message to determine appropriate action.

BIP4455

No recipient address was specified.

Severity

20 : Error

Explanation

The EmailOutput node cannot create and send an e-mail as no recipient address (To, Cc, or Bcc) has been specified.

Response

At least one recipient address is required to send an e-mail. Recipient addresses can be specified as node properties, or in the EmailOutputHeader. Review the message flow to ensure that at least one address is specified in one of these locations.

BIP4456

When parsing the recipient address <insert_1>, the following error occurred: <insert_2>.

Severity

20 : Error

Explanation

The EmailOutput node cannot create and send an e-mail as an error was found while parsing a recipient address.

Response

Recipient addresses can be specified as node properties or in the EmailOutputHeader. Review the message flow to ensure that recipient addresses are correctly specified in these locations.

BIP4457

A parsing exception occurred for Content-Type <insert_1>.

Severity

20 : Error

Explanation

The EmailOutput node cannot create and send an e-mail as an error was found while parsing the Content-Type.

Response

A Content-Type can be selected as a node property or specified in the LocalEnvironment. Review the message flow to ensure that the Content-Type is correctly specified in the LocalEnvironment.

BIP4458

There was an error when the EmailOutput tried to create an e-mail and send it to the SMTP server. The description of the error is: <insert_1>.

Severity

20 : Error

Response

Review the content of the error and correct it, if possible. Contact your IBM support center if you are unable to resolve the problem.

BIP4459

The EmailOutput node received a Java exception when it tried to create an e-mail and send it to the SMTP server. The stack trace from the exception is <insert_1>.

Severity

20 : Error

Response

Review the stack trace and correct any errors. Contact your IBM support center if you are unable to resolve the problem.

BIP4460

Message propagated to out terminal from node <insert_1>.

Severity

0 : Information

Explanation

A pass through node has received a message and is propagating it to any nodes connected to its out terminal.

Response

No user action required.

BIP4461

No name was specified for the SMTP server.

Severity

20 : Error

Explanation

The EmailOutput node cannot create and send an e-mail as no SMTP server name was specified.

Response

An SMTP server name is required to send an e-mail. The SMTP server name can be specified as a node property, in the LocalEnvironment, or as a broker external resource. Review the message flow to ensure that an SMTP server name is specified in one of these locations.

BIP4500

Failed to deploy Java code resource <insert_1>. The Java stack trace is: <insert_2>

Severity

20 : Error

Explanation

The Java JAR file deployment to the broker failed.

Response

This is an internal error. Contact your IBM support center.

BIP4501

Failed to delete Java code resource <insert_1>.

Severity

20 : Error

Explanation

The Java JAR file failed to be deleted. This file may be locked by the operating system.

Response

Ensure there is sufficient disk space available on the machine running the broker runtime. Stop the broker and delete this file manually.

BIP4502

An unexpected error occurred during the deployment of a Java resource.

Severity

20 : Error

Explanation

An error occurred during the deployment of a Java resource. This may have left the broker in an inconsistent state.

Response

Ensure there is sufficient disk space available on the machine running the broker runtime. Stop the broker, delete all files in <insert_1>, restart the broker and perform a full redeploy.

BIP4503

Failed to deploy Java code resource <insert_1>. An IOException was thrown during deployment. The Java stack trace is: <insert_2>

Severity

20 : Error

Explanation

The Java JAR file deployment to the broker failed.

Response

Ensure there is sufficient disk space available on the machine running the broker runtime.

BIP4504

Failed to deploy Java code resource <insert_1>. A ClassNotFoundException was thrown during deployment. The Java stack trace is: <insert_2>

Severity

20 : Error

Explanation

The Java JAR file deployment to the broker failed.

Response

Ensure all dependencies of the Java code have been deployed to the runtime.

BIP4505

Failed to deploy Java code resource <insert_1>. The Java class deployed to the Java Compute Node must be public and extend MbJavaComputeNode. The Java stack trace is: <insert_2>

Severity

20 : Error

Explanation

The Java JAR file deployment to the broker failed.

Response

The Java Compute Node class implementation must be public and extend MbJavaComputeNode

BIP4506

The attempted deletion of Java resource <insert_1> caused a ClassNotFoundException. Since this resource is still required by the broker it has been restored.

Severity

20 : Error

Explanation

The attempted deletion of the Java resource <insert_1> caused a ClassNotFoundException. The broker still requires the Java resource so it has not be deleted.

Response

No user action required.

BIP4507

A cleared message was propagated.

Severity

20 : Error

Explanation

A node tried to propagate a message that has already been cleared using clearMessage(). Clearing a message releases all resources associated with it, so it can no longer be used.

Response

Modify node code to ensure that no cleared messages are propagated.

BIP4508

Unable to serialize Java exception <insert_1>. Exception <insert_2> was thrown when serializing a Java exception. The Java stack trace is <insert_3>.

Severity

20 : Error

Explanation

Because the serialization has failed, this exception is not available in preceding nodes in the flow.

Response

If the exception being serialized is a user class, ensure that it can be serialized.

BIP4509

Unable to de-serialize a Java exception. The following exception <insert_1> was thrown when de-serializing a Java exception. The Java stack trace is <insert_2>.

Severity

20 : Error

Explanation

Because the de-serialization failed, this exception is not available.

Response

Ensure that the node catching the exception has access to the exception class.

BIP4510

Java compute class <insert_1> not found.

Severity

20 : Error

Explanation

The class <insert_1> associated with Java compute node <insert_2> could not be found by the broker.

Response

Ensure that the class <insert_1> has been deployed and is available to the broker.

BIP4511

<insert_1> was thrown while loading Java compute class <insert_2>.

Severity

20 : Error

Explanation

A NoClassDefFoundError was thrown while loading Java compute node class <insert_2>. This means that a class used by <insert_2> could not be found.

Response

Ensure that all the dependencies of <insert_2> have been deployed to the broker.

BIP4512

<insert_2> was thrown while loading Java user-defined node class <insert_1>.

Severity

30 : Severe error

Explanation

The stack trace of the exception is <insert_3>.

Response

Use the exception information to resolve the problem and restart the broker.

BIP4601

The Timeout Control Node <insert_2> failed to navigate to the message location specified. The location specified was: <insert_1>.

Severity

20 : Error

Explanation

Ensure that the Location <insert_1> is valid for the message tree where it is used.

Response

Correct the specified message location.

BIP4602

The Timeout Control Node <insert_2> received a timeout request that did not contain a valid timeout action value.

Severity

20 : Error

Explanation

The Timeout Control Node <insert_2> received a timeout request that did not contain a valid timeout action. The request message was correctly navigated to the specified timeout request location, and this location contained an Action element, but the element did not have a valid value. The value contained was <insert_1>.

Response

Supply an Action element, with one of the valid values of SET or CANCEL.

BIP4603

The Timeout Control Node <insert_1> received a timeout request that did not contain a timeout action.

Severity

20 : Error

Explanation

The Timeout Control Node <insert_1> received a timeout request that did not contain a timeout action. The request message was correctly navigated to the specified timeout request location, but this location did not contain an Action element.

Response

Supply an Action element, with one of the valid values of SET or CANCEL.

BIP4604

The TimeoutControl node <insert_1> received a timeout request that contained an empty timeout identifier.

Severity

20 : Error

Explanation

The node correctly navigated to the specified timeout request location in the request message, and this location contains an identifier element, but the element is empty.

Response

Supply a non-empty identifier element.

BIP4605

The Timeout Control Node <insert_1> received a timeout request that did not contain a timeout identifier.

Severity

20 : Error

Explanation

The Timeout Control Node <insert_1> received a timeout request that did not contain a timeout identifier. The request message was correctly navigated to the specified timeout request location, but this location did not contain an Identifier element.

Response

Supply a non-empty Identifier element.

BIP4606

The Timeout Control Node <insert_2> received a timeout request that did not contain a valid timeout start date value.

Severity

20 : Error

Explanation

The Timeout Control Node <insert_2> received a timeout request that did not contain a valid timeout start date. The request message was correctly navigated to the specified timeout request location, and this location contained a StartDate element, but the element did not have a valid value. The value contained was <insert_1>.

Response

Ensure the supplied timeout StartDate is not in the past. TODAY is a valid value.

BIP4607

The Timeout Control Node <insert_2> received a timeout request that did not contain a valid timeout start time value.

Severity

20 : Error

Explanation

The Timeout Control Node <insert_2> received a timeout request that did not contain a valid timeout start time. The request message was correctly navigated to the specified timeout request location, and this location contained a StartTime element, but the element did not have a valid value. The value contained was <insert_1>.

Response

Ensure the supplied timeout StartTime is not in the past. NOW is a valid value.

BIP4608

The Timeout Control Node <insert_2> received a timeout request that did not contain a valid timeout count value.

Severity

20 : Error

Explanation

The Timeout Control Node <insert_2> received a timeout request that did not contain a valid timeout count. The request message was correctly navigated to the specified timeout request location, and this location contained a Count element, but the element did not have a valid value. The value contained was <insert_1>.

Response

Ensure the supplied timeout Count is either -1 (for unlimited) or greater than zero.

BIP4609

The Timeout Control Node <insert_2> received a timeout request that did not contain a valid timeout interval value.

Severity

20 : Error

Explanation

The Timeout Control Node <insert_2> received a timeout request that did not contain a valid timeout interval. The request message was correctly navigated to the specified timeout request location, and this location contained an Interval Count element, but the element did not have a valid value. The value contained was <insert_1>.

Response

Ensure the supplied timeout Interval is not less than zero.

BIP4610

The Timeout Control Node <insert_2> received a timeout request that contained an identifier which clashes with an existing timeout request for this node.

Severity

20 : Error

Explanation

The Timeout Control Node <insert_2> received a timeout request that contained an identifier which is already in use for a previous timeout request to this node. The supplied identifier is <insert_1>.

Response

Supply a unique timeout Identifier element. Note also that this error can be avoided by setting AllowOverwrite in future timeout requests to TRUE.

BIP4611

The TimeoutControl node <insert_3> failed to cancel an existing timeout request. The WebSphere MQ return codes for the operation are completion code <insert_1>, reason code <insert_2>.

Severity

20 : Error

Explanation

The node could not cancel a current timeout request because the WebSphere MQ operation failed.

Response

Check the cause of the WebSphere MQ failure.

BIP4612

The TimeoutControl node <insert_3> failed to store an incoming timeout request. The WebSphere MQ return codes for the operation are completion code <insert_1>, reason code <insert_2>.

Severity

20 : Error

Explanation

The node could not store a timeout request because the WebSphere MQ operation failed.

Response

Correct the cause of the WebSphere MQ failure.

BIP4613

The Timeout Control Node <insert_2> received a CANCEL request for an unmatched Identifier.

Severity

20 : Error

Explanation

The supplied timeout CANCEL request contained an Identifier which was unmatched for this node. The Identifier was <insert_1>.

Response

This error occurs when the CANCEL cannot be matched to an existing timeout for this node. The Identifier in the CANCEL request may be incorrect, or the referenced timeout may have expired.

BIP4614

The TimeoutControl node <insert_3> failed to access its internal store. The WebSphere MQ return codes for the operation are completion code <insert_1>, reason code <insert_2>.

Severity

20 : Error

Explanation

The node could not access its internal store because the WebSphere MQ operation failed.

Response

Correct the cause of the WebSphere MQ failure.

BIP4615

The TimeoutNotification node <insert_3> failed to delete a non-persistent timeout request. The WebSphere MQ return codes for the operation are completion code <insert_1>, reason code <insert_2>.

Severity

10 : Warning

Explanation

The node could not delete a timeout request because the WebSphere MQ operation failed.

Response

Correct the cause of the WebSphere MQ failure.

BIP4616

The TimeoutNotification node <insert_3> failed to delete an overridden timeout request. The WebSphere MQ return codes for the operation are completion code <insert_1>, reason code <insert_2>.

Severity

10 : Warning

Explanation

The node could not delete a timeout request because the WebSphere MQ operation failed.

Response

Correct the cause of the WebSphere MQ failure.

BIP4617

The TimeoutNotification node <insert_3> failed to access its internal store. The WebSphere MQ return codes for the operation are completion code <insert_1>, reason code <insert_2>.

Severity

20 : Error

Explanation

The node could not access its internal store because the WebSphere MQ operation failed.

Response

Correct the cause of the WebSphere MQ failure.

BIP4618

The TimeoutNotification node <insert_3> failed to get a message from its internal store. The WebSphere MQ return codes for the operation are completion code <insert_1>, reason code <insert_2>.

Severity

20 : Error

Explanation

The node could not retrieve a timeout message because the WebSphere MQ operation failed.

Response

Correct the cause of the WebSphere MQ failure.

BIP4619

The TimeoutNotification node <insert_1> received a bad timeout request.

Severity

20 : Error

Explanation

The node received a corrupt timeout request message. This error can occur if the message stored by the corresponding TimeoutControl node cannot be de-serialized. It can also occur if messages that are not generated by a TimeoutControl node have been put on the message store.

Response

Correct the incoming data.

BIP4620

The TimeoutNotification node <insert_3> failed to update a message in its internal store. The WebSphere MQ return codes for the operation are completion code <insert_1>, reason code

<insert_2>.

Severity

20 : Error

Explanation

The node could not update a timeout message because the WebSphere MQ operation failed.

Response

Correct the cause of the WebSphere MQ failure.

BIP4621

Exception condition detected on input node: <insert_1>.

Severity

20 : Error

Explanation

Node <insert_1> has detected a failure during message processing. The failure terminal is not attached, so the message flow has been rolled back.

Response

Examine further messages to determine why the message is not being received as expected. Correct this situation if possible. Perform any local error recovery processing required.

BIP4622

Exception condition detected on input node <insert_1>.

Severity

20 : Error

Explanation

The input node <insert_1> detected an error whilst processing a message. Following messages will indicate the cause of this exception.

Response

Check the error messages which follow to determine why the exception was generated, and take action as described by those messages.

BIP4623

Exception condition detected: object label <insert_1>; input node <insert_2>.

Severity

20 : Error

Explanation

An input node detected an error whilst processing a message. The message flow has been rolled back. Following messages will indicate the cause of this exception which was generated in the STL container classes.

Response

Check the error messages which follow to determine why the exception was generated, and take action as described by those messages.

BIP4624

Exception condition detected on input node: <insert_1>.

Severity

0 : Information

Explanation

Node <insert_1> has detected a failure during message processing. The message broker is propagating the message to the failure terminal.

Response

Examine further messages to determine why the message is not being received as expected. Correct this situation if possible. Perform any local error recovery processing required.

BIP4625

Message propagated to out terminal from node <insert_1>

Severity

0 : Information

Explanation

A TimeoutControl node has received a message and is propagating it to any nodes connected to its out terminal

Response

No user action required

BIP4626

Message propagated to out terminal from node <insert_1>

Severity

0 : Information

Explanation

A TimeoutNotification node is propagating a message to any nodes connected to its out terminal

Response

No user action required

BIP4627

Timeout request set by node <insert_2>

Severity

0 : Information

Explanation

A TimeoutControl node has set a timeout with identifier <insert_1>

Response

No user action required

BIP4628

Timeout request cancelled by node <insert_2>

Severity

0 : Information

Explanation

A TimeoutControl node has cancelled a timeout with identifier <insert_1>

Response

No user action required

BIP4629

Timeout request being processed by node <insert_2>

Severity

0 : Information

Explanation

A TimeoutNotification node is processing a timeout with identifier <insert_1>

Response

No user action required

BIP4630

An MQGET operation was unsuccessful. Completion Code <insert_1>; Reason Code <insert_2>.

Severity

20 : Error

Explanation

An error occurred during a WebSphere MQ MQGET call.

Response

Examine the error codes to determine the cause of the failure.

BIP4631

The MQ Get node <insert_3> failed to navigate to the <insert_2> specified. The location specified was: <insert_1>.

Severity

20 : Error

Explanation

Ensure that the Location <insert_1> is valid for the message tree where it is used.

Response

Check the following exception output, if any, for more details about the problem and correct the specified message location.

BIP4632

MQ Get node <insert_2> was unable to obtain MsgId/CorrelId for message matching from input MQMD location: <insert_1>.

Severity

20 : Error

Explanation

When 'Get by Message ID'/'Get by Correlation ID' node properties are selected, a valid MQMD must be provided in the input message to MQ Get node at the location specified by the 'Input MQMD Location' node attribute.

Response

Examine the 'Get by Message ID'/'Get by Correlation ID' and 'Input MQMD Location' node attributes to

ensure that they are correctly specified and the input message to the node has the right structure. Check the following exception output, if any, for more details about the problem.

BIP4633

An error occurred whilst performing an MQGet node operation.

Severity

20 : Error

Explanation

N/A.

Response

See the following messages for information pertaining to this error.

BIP4634

The MQ Get node <insert_3> received a configuration message containing an invalid attribute value <insert_2> specified. The location specified was: <insert_1>.

Severity

20 : Error

Explanation

Ensure that the Location <insert_1> is valid for the message tree where it is used.

Response

Check the following exception output, if any, for more details about the problem and correct the specified message location.

BIP4635

The MQ Get node <insert_3> failed to navigate to the default location <insert_1> for <insert_2>.

Severity

0 : Information

Explanation

Location <insert_1> is the default value for <insert_2> and it was not found. It is assumed that this <insert_2> node property is not needed in this case and, therefore, the issue is ignored.

Response

Ignore this message (and the previous user trace message regarding this navigation, if there is one) if this <insert_2> node property is not needed; Otherwise, make sure the location is available or correct the location specification.

BIP4640

WBIMB JMSClient. <insert_1> There is a configuration problem with the JNDI Administered objects where: Initial Context Factory = <insert_2>. Location of the bindings = <insert_3>. ConnectionFactory Name = <insert_4>. JMS destination = <insert_5>. The exception text is : <insert_6>.

Severity

20 : Error

Explanation

The node could not obtain a JNDI Administered Object because some of the values specified in the node attributes are incorrect

Response

Check the JNDI Administered configuration for the JMS provider used by the node. Either modify the JNDI Administered objects and rebuild the bindings, or change the node attributes and re-deploy the message flow.

BIP4641

JMSClient <insert_1>: incorrect URL specified for Initial Context Factory.

Severity

20 : Error

Explanation

JNDI could not find the Initial Context Factory for the JMS provider at the URL specified.

Response

Check that the JNDI-administered objects are at the URL path specified. If the administered objects are stored by LDAP, verify that you have provided the correct security credentials (user ID and password) on the mqsichangeproperties command.

BIP4642

WBIMB JMSClient.<insert_1> There was JMS Exception while creating <insert_2> Destination. If available the JMS provider return code is <insert_4>.

Severity

20 : Error

Explanation

The Destination supplied in the node attributes (or JMSReplyTo for a reply message) could not be created.

Response

Verify that the string supplied for the JMS destination is valid for the JMS Provider, and check that the destination exists.

BIP4643

WBIMB JMSClient.<insert_1>. Error Receiving JMS Message. If Available the text from the JMS Exception is <insert_2>.

Severity

20 : Error

Explanation

The node could not receive a JMS Message because of a JMS Exception on the JMS consumer and session.

Response

Investigate the cause of the JMS exception.

BIP4644

WBIMB JMSClient.<insert_1> Unable to create a JMS Message for output. If available the text from the JMS Exception is <insert_2>.

Severity

0 : Information

Explanation

The node was unable to create a JMS Message because of a JMS Exception.

Response

Investigate the cause of the JMS Exception.

BIP4645

JMSClient.<insert_1> A JMS exception occurred when the node tried to create a JMS Session.

Severity

0 : Information

Explanation

The node could not establish a JMS Session on the JMS Connection.

Response

Verify that the JMS provider is available, and that sufficient resources have been allocated.

BIP4646

JMSClient. <insert_1> The format of a JMS message received by the node is not valid and could not be processed.

Severity

0 : Information

Explanation

The node received a JMS message that is unreadable. The message will be delivered to the failure terminal of the node, or rolled back if a fail path is not configured.

Response

Investigate the JMS message for syntax errors. The message might be at the destination configured in the failure path of the deployed flow, or the backout destination if specified in the node, or it might have been rolled back to the provider.

BIP4647

JMSClient. <insert_1> A JMS exception occurred when the node tried to create a JMS message consumer. If available the JMS exception text is : <insert_2>

Severity

20 : Error

Explanation

The node could not create a JMS message consumer on the JMS session. The JMS provider returned an exception.

Response

Investigate the cause of the JMS exception. If the problem persists, contact the vendor of the JMS provider.

BIP4648

JMSClient.<insert_1> The connection with the JMS provider could not start, or has closed for Initial Context factory <insert_2>. The node will try to re-establish the connection.

Severity

20 : Error

Explanation

The JMS Connection with the JMS provider from this node has stopped. This could be due to the

message flow stopping, or the connection could have ended abnormally because of a problem with the JMS provider.

Response

The node tries to reconnect to the JMS provider, unless the message flow is shutting down. Check that the provider is available.

BIP4649

WBIMB JMSClient.<insert_1> A Connection with the JMS provider has started for Initial Context Factory <insert_2>.

Severity

0 : Information

Explanation

The JMS Connection with the JMS provider has started for this node.

Response

No user action required.

BIP4650

WBIMB JMSClient.<insert_1> Invalid setting for node attribute "Transaction Coordinated" with a non XA-Compliant JMS provider. Initial Context Factory: <insert_2> URL: <insert_3>.

Severity

20 : Error

Explanation

The JMS Provider is not enabled for XA-Compliant transaction coordination .

Response

Modify the node attribute and re-deploy.

BIP4651

JMSClient. <insert_1> A JMS exception occurred when the node tried to send a JMS message. If available the JMS exception text is : <insert_2>

Severity

20 : Error

Explanation

The node could not send a JMS message on the JMS session. The JMS provider returned an exception.

Response

Investigate the cause of the JMS exception. If the problem persists, contact the vendor of the JMS provider.

BIP4652

JMSClient. <insert_1> A JMS exception occurred when the node tried to acknowledge a JMS message. If available the JMS Exception text is : <insert_2>

Severity

20 : Error

Explanation

The node could not acknowledge a JMS message on the JMS session. The JMS provider returned an

exception.

Response

Investigate the cause of the JMS exception. If the problem persists, contact the vendor of the JMS provider.

BIP4653

JMSClient. <insert_1> An error occurred when the node tried to dispatch another instance of the message flow.

Severity

0 : Information

Explanation

The node could not dispatch another processing thread for an additional instance of the message flow.

Response

Check the number of instances configured for this message flow. If the problem persists, contact your IBM representative.

BIP4654

WBIMB JMSClient. <insert_1> An error was returned downstream from the Input node. If available the text of the exception is <insert_2>.

Severity

0 : Information

Explanation

The message flow experienced processing errors downstream of the input node, which may have returned an exception.

Response

Investigate the cause of the processing exception. If the problem persists then contact IBM.

BIP4655

JMSClient.<insert_1> The node could not extract JMS header data from a JMS input message.

Severity

20 : Error

Explanation

The node could not extract header data from the JMS message because it was corrupted or badly formed.

Response

Investigate the cause of the badly-formed JMS message.

BIP4656

JMSClient.<insert_1> The node could not extract JMS properties data from a JMS input message.

Severity

20 : Error

Explanation

The node could not extract property data from the JMS message because it was corrupted or badly formed.

Response

Investigate the cause of the badly-formed JMS message.

BIP4657

JMSClient. <insert_1> The node could not extract the data payload from a JMS input message.

Severity

20 : Error

Explanation

The node could not extract the payload data from the JMS message. This was because it was either in an unexpected WBIMB message domain for the JMS message type, or it was badly formed.

Response

Modify the input node attribute for the message domain, and investigate the format of the data payload.

BIP4658

WBIMB JMSClient.<insert_1> There was a problem putting JMS header related data to the MbMessage.

Severity

20 : Error

Explanation

The node was unable to write JMS message header data to the MbMessage. This was because it was either in an unexpected WBIMB message domain for the JMS message type, or it was badly formed.

Response

Modify the input node attribute for the message domain, and investigate the format of the data payload.

BIP4659

WBIMB JMSClient. <insert_1> There was a problem putting JMS payload data to the MbMessage.

Severity

20 : Error

Explanation

The node was unable to write JMS message payload data to the MbMessage. This was because it was either in an unexpected WBIMB message domain for the JMS message type, or it was badly formed.

Response

Modify the input node attribute for the message domain, and investigate the format of the data payload.

BIP4660

WBIMB JMSClient.<insert_1> There was a problem extracting JMS header related data from the MbMessage.

Severity

20 : Error

Explanation

The node was unable to extract JMS header related data from the MbMessage because it was badly formed.

Response

If possible, turn on service trace and investigate the cause of the badly formed data.

BIP4661

WBIMB JMSClient.<insert_1> There was a problem extracting the body data from the MbMessage.

Severity

20 : Error

Explanation

The node was unable to extract data from the MbMessage because it was badly formed.

Response

If possible, turn on service trace and investigate the cause of the badly formed data.

BIP4662

WBIMB JMSClient. <insert_1> There was a problem setting JMS related header data to the JMS output message.

Severity

20 : Error

Explanation

The node was unable to set header related data to the JMS output message because it was either badly formed or in an unexpected type.

Response

If possible, turn on service trace and investigate the cause of the badly formed data.

BIP4663

WBIMB JMSClient.<insert_1> There was a problem setting JMS property data to the JMS output message.

Severity

20 : Error

Explanation

The node was unable to set JMS property data to the JMS output message because it was either badly formed or in an unexpected type.

Response

If possible, turn on service trace and investigate the cause of the badly formed data.

BIP4664

WBIMB JMSClient.<insert_1> There was a problem adding payload data to the JMS output message.

Severity

20 : Error

Explanation

The node was unable to set payload data to the JMS output message because it was either badly formed or in an unexpected type.

Response

If possible, turn on service trace and investigate the cause of the badly formed data.

BIP4665

JMSClient.<insert_1>.The node could not update MRM-related property values in the MbMessage.

Severity

20 : Error

Explanation

The node could not set values for message set, type, or format in the MbMessage.

Response

If possible, turn on service trace and investigate the format of the data in the JMSType field in the header data of the JMS message.

BIP4666

JMSClient.<insert_1> The JMS message received by the node was of an unexpected type <insert_2> for message domain <insert_3>.

Severity

20 : Error

Explanation

The node could not process the JMS Message because it was an unexpected type for the message domain specified in the node attributes.

Response

Investigate

BIP4667

JMSClient.<insert_1> An exception occurred during shutdown of the message flow. If available the text from the exception is <insert_2>.

Severity

20 : Error

Explanation

An unexpected error occurred during shutdown of the message flow.

Response

Investigate the cause of the error. If the problem persists, contact your IBM representative.

BIP4668

WBIMB JMSClient.<insert_1> There was an error while attempting to create a JMS message producer.If available the text of the exception is <insert_2>.

Severity

20 : Error

Explanation

The node was unable to create a JMS Message producer because of a JMS exception with the JMS provider.

Response

Investigate the cause of the JMS exception. If the error persists then contact the vendor of the JMS provider.

BIP4669

JMSClient.<insert_1>. A backout destination was not configured for a JMS node.

Severity

10 : Warning

Explanation

The node was unable to process a JMS message because of errors and cannot send it to a backout destination because none was configured.

Response

Investigate the cause of the message failure. Consider setting Backout Destination and Backout Threshold properties for the node.

BIP4670

WBIMB The node was unable to read the MQMD from the message.

Severity

20 : Error

Explanation

The node was unable to transform an MQ Message because the MQMD header could not be found or there are errors with the message structure

Response

Check that a correctly formed MQMD header is present in the message.

BIP4671

WBIMB The node was unable to find the body of the message.

Severity

20 : Error

Explanation

The node was unable to transform a message because the body could not be found or there are errors with the message structure

Response

Check that the message body is present in the message, and correctly formed.

BIP4672

WBIMB The node was unable to find a mandatory section of a JMS message.

Severity

20 : Error

Explanation

The node was unable to transform a JMS message because the <insert_1> section could not be found or there are errors with the message structure

Response

Check that the JMS message section has been correctly formed and is present in the message.

BIP4673

WBIMB JMSClient.<insert_1> Error finding local transaction in table for the Provider with Initial Context Factory <insert_2>.

Severity

20 : Error

Explanation

The underlying JMS Connection with the JMS provider has probably failed.

Response

Check the connectivity and availability of the JMS provider.

BIP4674

WBIMB JMSClient.<insert_1> Error committing a transaction for the Provider with Initial Context Factory <insert_2>. The Requesting ID was <insert_3>.

Severity

20 : Error

Explanation

The underlying JMS Connection with the JMS provider has probably failed.

Response

Check the connectivity and availability of the JMS provider.

BIP4675

WBIMB JMSClient.<insert_1> Error rolling back transaction for the Provider with Initial Context Factory <insert_2>. The Requesting ID was <insert_3>.

Severity

20 : Error

Explanation

The underlying JMS Connection with the JMS provider has probably failed.

Response

Check the connectivity and availability of the JMS provider.

BIP4676

WBIMB JMSClient <insert_1>. Error closing JMS session for the Provider with Initial Context Factory <insert_2>. The Requesting ID is <insert_3>.

Severity

20 : Error

Explanation

The underlying JMS Connection with the JMS provider has probably failed.

Response

Check the connectivity and availability of the JMS provider.

BIP4677

WBIMB JMSClient. <insert_1> The type of JMS Message received by the node is invalid for the message domain <insert_2>.

Severity

20 : Error

Explanation

The JMS Message received by the node is not a valid type for the message domain. The message will be

delivered to the failure terminal of the node or rolled back if a fail path is not configured.

Response

Either reconfigure the JMSInput node to change the expected message domain , or modify the value of the JMSType header in the JMS Message. The message may be found at the destination configured in the failure the provider.

BIP4680

Unsupported message domain <insert_1> encountered in mapping node <insert_2>.

Severity

20 : Error

Explanation

This error indicates that ESQL code generated for a mapping node has encountered a message domain that it does not support.

Response

Ensure that the Body subtree of the logical message tree is owned by a message domain that is supported by the Mapping node. The supported domains are ... MRM XML XMLNS XMLNSC JMSTap JMStream

BIP4681

An error occurred finding the transaction identifier for the JDBC data source <insert_1>.

Severity

20 : Error

Explanation

The underlying JDBC connection with the data source driver is no longer available.

Response

Check the connectivity and availability of the database management system.

BIP4682

An error occurred committing a transaction for the JDBC data source <insert_1>.

Severity

20 : Error

Explanation

The underlying JDBC connection with the DataSource driver is no longer available.

Response

Check the connectivity and availability of the database management system.

BIP4684

An error occurred rolling back a transaction for the JDBC data source <insert_1>.

Severity

20 : Error

Explanation

The underlying JDBC connection with the DataSource driver is no longer available.

Response

Check the connectivity and availability of the database management system.

BIP4685

An error occurred closing a JMS session for the provider with Initial Context Factory <insert_1>.

Severity

20 : Error

Explanation

The underlying JMS connection with the JMS provider has probably failed.

Response

Check the connectivity and availability of the JMS provider.

BIP4686

An error occurred finding a local transaction for the JMS provider with Initial Context Factory <insert_1>.

Severity

20 : Error

Explanation

The underlying JMS connection with the JMS provider has probably failed.

Response

Check the connectivity and availability of the JMS provider.

BIP4687

An error occurred committing a transaction for the provider with Initial Context Factory <insert_1>.

Severity

20 : Error

Explanation

The underlying JMS connection with the JMS provider has probably failed.

Response

Check the connectivity and availability of the JMS provider.

BIP4688

An error occurred rolling back a transaction for the provider with Initial Context Factory <insert_1>.

Severity

20 : Error

Explanation

The underlying JMS connection with the JMS provider has probably failed.

Response

Check the connectivity and availability of the JMS provider.

BIP4689

An error occurred closing a JMS connection for the provider with Initial Context Factory <insert_1>.

Severity

20 : Error

Explanation

The underlying JMS connection with the JMS provider has probably failed.

Response

Check the connectivity and availability of the JMS provider.

BIP4690

The Initial Context Factory class name <insert_1> was not valid, or the class is not available to the broker, or a wrong location has been specified for the JNDI bindings <insert_2>.

Severity

20 : Error

Explanation

The node is unable to find the Initial Context Factory class specified either because the name is not valid, or the JNDI bindings location has been incorrectly specified.

Response

Check that the class name for the Initial Context Factory is correct. Ensure that the class name has been correctly specified in the broker configurable service properties. Check that the correct name and path have been specified for the JNDI bindings.

BIP4691

The JMS connection factory name <insert_1> that was specified in the node properties was not valid, or the name cannot be found in the JNDI bindings <insert_2>.

Severity

20 : Error

Explanation

The name of JMS connection factory is not valid, or does not exist in the JNDI bindings.

Response

Check the name for errors and ensure that it exists in the JNDI bindings.

BIP4692

The backout JMS destination for the JMSInput node was missing or not valid, or the name cannot be found in the JNDI bindings <insert_1>.

Severity

20 : Error

Explanation

The name of the JMS destination for backout of messages is missing or not valid.

Response

Specify a valid JMS destination for backout of messages that have been redelivered to the input destination, where the number of redeliveries exceeds the threshold specified in the node properties.

BIP4693

The JMS destination <insert_1> that was specified for the JMS node was not valid, or the name cannot be found in the JNDI bindings <insert_2>.

Severity

20 : Error

Explanation

The name of the JMS destination is not valid or was not found in the JNDI bindings, or the underlying JMS provider resource has not been configured correctly.

Response

Check that the name of the JMS destination has been configured in the JNDI bindings. Check that the underlying JMS provider resource has been correctly configured.

BIP4694

The message received at output node <insert_5> contains an MQMD in the wrong position. State = <insert_1> <insert_2> <insert_3> <insert_4>

Severity

20 : Error

Explanation

The WebSphere Message Broker output node <insert_5> has received a message to write to an WebSphere output queue, but the message contains an MQMD in the wrong position in the message. This situation can occur when an output message is built incorrectly using a Compute node.

Response

Check the message flow to determine whether the message is being built correctly. If not, correct the problem and redeploy.

BIP4700

The Collector node <insert_1> failed to process a message passed to terminal <insert_2> caused by a logical error in the event handler class <insert_3>.

Severity

30 : Severe error

Response

Contact your IBM support center.

BIP4701

The Collector node <insert_1> attempted to register an invalid event handler on terminal <insert_2>. The handler class was <insert_3>.

Severity

30 : Severe error

Response

Contact your IBM support center.

BIP4702

The Collector node <insert_1> received a message collection on terminal <insert_2>.

Severity

30 : Severe error

Explanation

Only single-body messages can be sent to this node.

Response

Redesign the message flow so that message collections are not presented to the input terminal of a Collector node.

BIP4703

The Collector node <insert_1> failed to process a message passed to terminal <insert_2>. This is caused by an exception <insert_4> thrown by event handler class <insert_3>.

Severity

30 : Severe error

Response

Contact your IBM support center.

BIP4704

The WebSphere Message Broker event store failed to process a storage request because the WebSphere MQ queue <insert_1> reached its maximum depth. The WebSphere MQ reason code is <insert_2>.

Severity

30 : Severe error

Explanation

The failure might be because:

A client that is passing messages to one of the input terminals is inactive.

The configuration properties of the node are not appropriate for the pattern of incoming messages.

The Collection expiry property is too large or not set.

Response

Ensure that the properties for this node are set to values that are appropriate to the rate and balance of messages that are appearing at each terminal. Ensure that the Collection expiry property is set to an appropriate value. Generally, increasing the maximum queue depth will delay rather than fix this problem.

BIP4705

The WebSphere Message Broker event store failed to process a storage request when it attempted to store the event on queue <insert_2>. The WebSphere MQ reason code is <insert_1>.

Severity

30 : Severe error

Response

Review the reason code to establish the cause of the error.

BIP4706

The event storage system failed to serialize the event handler state. The object serializer threw exception <insert_1>.

Severity

30 : Severe error

Response

Contact your IBM service center.

BIP4707

The Collector node <insert_1> cannot receive event messages.

Severity

30 : Severe error

Explanation

The Collector node <insert_1> does not have any active input terminals. It must have one or more input terminals wired to receive event messages.

Response

In the Message Broker Toolkit, right-click on the Collector node and select 'Add Input Terminal'. Give the terminal a name, configure its properties, and wire it to an input source.

BIP4708

The Collector node <insert_1> has received a message on its Control terminal.

Severity

30 : Severe error

BIP4709

Message collection (id = <insert_1>) is complete.

Severity

30 : Severe error

BIP4710

Incomplete message collection (id = <insert_1>) propagated to the 'Expire' terminal.

Severity

30 : Severe error

BIP4711

Message collection (id = <insert_1>) propagated to the 'Out' terminal.

Severity

30 : Severe error

BIP4712

Message <insert_1> of <insert_2> from input terminal <insert_3> accepted into message collection (Correlation string = <insert_4>).

Severity

30 : Severe error

BIP4713

Timeout waiting for next message on terminal <insert_1>. Number of messages collected on this terminal = <insert_2>. Correlation string = <insert_3>.

Severity

30 : Severe error

BIP4714

New message collection created (id = <insert_1>).

Severity

30 : Severe error

BIP4720

Incorrect XPath expression <insert_1> for the MQ property <insert_2> in the MQHeader node <insert_3> present in message flow <insert_4>.

Severity

20 : Error

Explanation

The XPath expression is not valid.

Response

Check the syntax of the XPath expression.

BIP4721

Incorrect XPath expression <insert_1> for the MQ property <insert_2> in the MQHeader node <insert_3> present in message flow <insert_4>.

Severity

20 : Error

Explanation

The element to which the XPath expression refers could not be found in the message, Environment, or LocalEnvironment.

Response

Check that the Xpath expression is correct, and refers to a valid element.

BIP4722

Incorrect XPath expression <insert_1> for the MQ property <insert_2> in the MQHeader node <insert_3> present in message flow <insert_4>

Severity

20 : Error

Explanation

For the element to which the XPath refers, no value could be found in the message, Environment, or LocalEnvironment.

Response

Check that the XPath expression is correct and that a valid value is associated with the given element.

BIP4723

Incorrect XPath expression <insert_1> for the MQ property <insert_2> in the MQHeader node

<insert_3> present in message flow <insert_4>; data type <insert_5> was expected

Severity

20 : Error

Explanation

The value returned by the XPath expression cannot be converted to <insert_5>, and MQ property <insert_2> expects a <insert_5> data type.

Response

Check that the value associated with the element given by the XPath expression is correct, and is of the correct data type.

BIP4724

Incorrect XPath expression <insert_1> for the MQ property <insert_2> in the MQHeader node <insert_3> present in message flow <insert_4>.

Severity

20 : Error

Explanation

The value returned by the XPath expression is not a valid <insert_2> value.

Response

Check the value returned by the XPath expression. The value must equal -1, or be greater than 1.

BIP4725

Incorrect XPath expression <insert_1> for the MQ property <insert_2> in the MQHeader node <insert_3> present in message flow <insert_4>.

Severity

20 : Error

Explanation

The value returned by the XPath expression is not a valid <insert_2> value.

Response

Check the value returned by the XPath expression. The value must be greater than, or equal to, 0.

BIP4726

Incorrect XPath expression <insert_1> for the MQ property <insert_2> in the MQHeader node <insert_3> present in message flow <insert_4>; maximum length allowed is <insert_5>

Severity

20 : Error

Explanation

The value returned by the XPath expression is too long.

Response

Check the value returned by the XPath expression and ensure that the length is within the prescribed length.

BIP4727

Trace is entering header node <insert_1> that is present in message flow <insert_2>.

Severity

0 : Information

BIP4728

The header node operations have successfully completed; exiting the header node <insert_1> that is present in message flow <insert_2>.

Severity

0 : Information

BIP4729

Incorrect XPath expression <insert_1> for the HTTP property <insert_2> in the HTTPHeader node <insert_3> present in message flow <insert_4>.

Severity

20 : Error

Explanation

The XPath expression is not valid.

Response

Check the syntax of the XPath expression.

BIP4730

Incorrect XPath expression <insert_1> for the HTTP property <insert_2> in the HTTPHeader node <insert_3> present in message flow <insert_4>.

Severity

20 : Error

Explanation

The element to which the XPath expression refers could not be found in the message, Environment, or LocalEnvironment.

Response

Check that the Xpath expression is correct, and refers to a valid element.

BIP4731

Incorrect XPath expression <insert_1> for the HTTP property <insert_2> in the HTTPHeader node <insert_3> present in message flow <insert_4>.

Severity

20 : Error

Explanation

For the element to which the XPath refers, no value could be found in the message, Environment, or LocalEnvironment.

Response

Check that the XPath expression is correct and that a valid value is associated with the given element.

BIP4732

Incorrect XPath expression <insert_1> for the JMS property <insert_2> in the JMSHeader node <insert_3> in message flow <insert_4>.

Severity

20 : Error

Explanation

The value returned by the XPath expression is not valid for property <insert_2>.

Response

Check the value that is returned by the XPath expression, and correct the expression to return a value of 1 or 2.

BIP4733

Incorrect XPath expression <insert_1> for the JMS property <insert_2> in the JMSHeader node <insert_3> present in message flow <insert_4>.

Severity

20 : Error

Explanation

The XPath expression is not valid.

Response

Check the syntax of the XPath expression.

BIP4734

Incorrect XPath expression <insert_1> for the JMS property <insert_2> in the JMSHeader node <insert_3> present in message flow <insert_4>.

Severity

20 : Error

Explanation

The element to which the XPath expression refers could not be found in the message, Environment, or LocalEnvironment.

Response

Check that the Xpath expression is correct, and refers to a valid element.

BIP4735

Incorrect XPath expression <insert_1> for the JMS property <insert_2> in the JMSHeader node <insert_3> present in message flow <insert_4>.

Severity

20 : Error

Explanation

For the element to which the XPath refers, no value could be found in the message, Environment, or LocalEnvironment.

Response

Check that the XPath expression is correct and that a valid value is associated with the given element.

BIP4736

Incorrect XPath expression <insert_1> for the JMS property <insert_2> in the JMSHeader node <insert_3> present in message flow <insert_4>; data type <insert_5> was expected

Severity

20 : Error

Explanation

The value returned by the XPath expression cannot be converted to <insert_5>, and JMS property <insert_2> expects a <insert_5> data type.

Response

Check that the value associated with the element given by the XPath expression is correct, and is of the correct data type.

BIP4737

Incorrect XPath expression <insert_1> for the JMS property <insert_2> in the JMSHeader node <insert_3> in message flow <insert_4>.

Severity

20 : Error

Explanation

The value returned by the XPath expression is not a valid value for property <insert_2>.

Response

Check the value that is returned by the XPath expression. The value must be greater than 0.

BIP4738

Incorrect XPath expression <insert_1> for the JMS property <insert_2> in the JMSHeader node <insert_3> in message flow <insert_4>.

Severity

20 : Error

Explanation

The value returned by the XPath expression is not valid for property <insert_2>.

Response

Check the value that is returned by the XPath expression, and correct the expression to return a value in the range 0 to 9.

BIP4739

Incorrect XPath expression <insert_1> for the JMS property <insert_2> in the JMSHeader node <insert_3> present in message flow <insert_4>; maximum length allowed is <insert_5>

Severity

20 : Error

Explanation

The value returned by the XPath expression is too long.

Response

Check the value returned by the XPath expression and ensure that the length is within the prescribed length.

BIP4741

The JMS node <insert_1> was unable to load the vendor proprietary API class <insert_2> using the IBM API wrapper class <insert_3>.

Severity

20 : Error

Explanation

The IBM vendor proprietary handler class was not able to load the API class that implements vendor specific handling for the JMS provider

Response

Check that the location for the JMS provider jar files is correctly configured in the Broker JMSProvider Configurable Services

BIP4742

The JMS node <insert_1> was unable to find the expected API method <insert_2> in class <insert_3> using the IBM API wrapper class <insert_4>.

Severity

20 : Error

Explanation

The IBM vendor proprietary handler class was not able to find the API method in the class that implements vendor specific handling for the JMS provider

Response

Please refer to the vendor documentation to verify that the version of the vendor product supports the method call.

BIP4743

Unable to obtain a transaction resource for JMS provider <insert_1> The vendor error message was <insert_2>.

Severity

20 : Error

Explanation

The IBM component that interfaces with the JMS provider's proprietary API was not able to obtain a transaction resource from that API class. The vendor exception message describes the problem.

Response

Check that the JMS server is active, and that there are no network problems. Refer to the JMS Provider vendor documentation to determine the cause of the exception.

1.5. BIP5000-5999: Runtime components - Parsers

BIP5001

Internal error. Invalid buffer offsets for output&colon. start offset <insert_1>; end offset <insert_2>; end of buffer <insert_3>.

Severity

20 : Error

Explanation

The offsets for an XML element are invalid. Start offset = <insert_1>, End offset = <insert_2>.

Response

Record the full details provided with this message and contact your IBM Support Center.

BIP5002

Error creating AsgardParser.

Severity

20 : Error

Explanation

A failure was encountered while attempting to create a parser object.

Response

Increase the memory capacity of your system or try to free up some system memory by closing other applications.

BIP5003

Internal Error. Invalid buffer parameters: offset <insert_1>; size <insert_2>.

Severity

20 : Error

Explanation

An invalid buffer was passed to the XML parser. Offset = <insert_1> . Size = <insert_2>.

Response

Record the full details provided with this message and contact your IBM support center.

BIP5004

An XML parsing error <insert_5> occurred on line <insert_3> column <insert_4> when parsing element <insert_6>.

Internal error codes are <insert_1> and <insert_2>.

Severity

20 : Error

Explanation

This error was reported by the generic XML parser, and is usually the result of a badly formed XML message.

Response

Check that the input XML message is a well-formed XML message that adheres to the XML specification. The line number and column number that are quoted in the message give the position where the parser discovered the problem. However, the actual error might be earlier in the message.

Other possible causes are:

1. A character that is not supported by XML occurs in the instance message data. XML supports only a subset of control characters; therefore, ensure that no unsupported characters, such as X'00', appear in the document.
 2. The Coded Character Set ID that is defined in the message header does not reflect the contents of the instance message. If the XML document has an XML prologue, the WebSphere MQ CodedCharSetId should be consistent with the XML Encoding field.
 3. A reserved XML character appears in the instance message data. Characters that might be recognized as XML markup - for example, < and & - should be replaced with the corresponding XML entities - < and &.
-

BIP5005

There are <insert_1> top level elements <insert_2> in the document.

Severity

20 : Error

Explanation

There should be only one top level element in an XML message.

Response

Check that the message is well formed and adheres to the XML specification in that it has only one top level element.

BIP5006

Element <insert_1> is a duplicate XML declaration or DocType declaration

Severity

20 : Error

Explanation

Element <insert_1> has been defined more than once as type XML.XmlDecl or XML.xmlDocTypeDecl. Only one element can be defined as one of these types. While writing the message tree, the parser has encountered a duplicate declaration. The field type of element <insert_1> is XML.XmlDecl or XML.DocTypeDecl. A previous sibling has the same field type. No more than one element can be declared as an XML declaration or DocType declaration.

Response

Remove the extra XML declaration or DocType declaration. Ensure that the message tree is structured correctly, and that each syntax element has a valid field type.

BIP5007

The element with name <insert_1> and field type <insert_2> is not valid as the child of Root.XML or Root.XMLNS

Severity

20 : Error

Explanation

A top level item was found that did not have type XML.Element, XML.XmlDecl, XML.DocTypeDecl, XML.Bitstream, XML.Comment, or XML.ProcessingInstruction. Each child of Root.XML or Root.XMLNS must represent a valid XML construct for the top level of an XML document. Expected field types in this position are XML.Element, XML.XmlDecl, XML.DocTypeDecl, XML.Bitstream, XML.Comment, or XML.ProcessingInstruction.

Response

Ensure that the message tree is structured correctly, and that each syntax element has a valid field type.

BIP5008

Invalid element name <insert_1>.

Severity

20 : Error

Explanation

An invalid element name found. An XML element name must begin with a letter, an underscore character, '_', or a colon, ':'. An XML element name may additionally contain digits and the punctuation characters ('.', '-', '_' and ':'). Invalid element name: <insert_1>.

Response

Check that the XML message being passed in is a well-formed XML message that adheres to the XML specification, and that the modifications being made to the message in the message flow are also consistent with the XML specification.

BIP5009

XML Parsing Errors have occurred.

Severity

20 : Error

Explanation

Errors have occurred during parsing of XML.

Response

Review further error messages for an indication to the cause of the errors.

BIP5010

XML Writing Errors have occurred.

Severity

20 : Error

Explanation

Errors have occurred during writing of XML.

Response

Review further error messages for an indication to the cause of the errors.

BIP5011

XML Namespace not allowed for an element unless in the XMLNS domain.

Severity

20 : Error

Explanation

While writing the XML message the element <insert_1> was found with Namespace <insert_2>. Namespaces are only allowed in the XMLNS domain.

Response

If you wish to process namespaces change the domain to be XMLNS. If you do not wish to process namespaces modify your ESQL so that it does not contain namespace references.

BIP5012

XML Namespace not allowed for an attribute unless in the XMLNS domain.

Severity

20 : Error

Explanation

While writing the XML message the attribute <insert_1> was found with Namespace <insert_2>. Namespaces are only allowed in the XMLNS domain.

Response

If you wish to process namespaces change the domain to be XMLNS. If you do not wish to process namespaces modify your ESQL so that it does not contain namespace references.

BIP5013

In the XMLNS domain XMLNS attributes must be specified in the ESQL using the NamespaceDecl correlation name.

Severity

20 : Error

Explanation

The XMLNS attribute <insert_1> was specified as an Attribute not as a NamespaceDecl element.

Response

Modify the ESQL to specify the correlation name NamespaceDecl for the element.

BIP5014

Element must have a namespace specified if there is a default namespace in scope.

Severity

20 : Error

Explanation

Whilst writing the XMLNS message, element <insert_1> was found to be in scope of a default namespace, but this element does not have a namespace defined.

Response

This error can occur if the NamespaceDecl correlation name has been used to create a default namespace for a parent element, and a child element has been created that does not have a namespace. If you have defined a default namespace in your output message tree, then all elements that are in scope of this default namespace must be defined to be in a namespace. Modify the output message tree so that element <insert_1> is defined to be in a namespace. If element <insert_1> belongs to the default namespace, then this element needs to be created in the default namespace.

BIP5015

Namespace declaration must have a valid value.

Severity

20 : Error

Explanation

Whilst writing the XMLNS message, a namespace declaration (an xmlns attribute) was found in the tree as a child of element <insert_2>&colon.&colon.<insert_1>, but it does not have a valid value.

Response

This error can occur when the tree is incorrectly built. Check your ESQL or mapping to ensure that a valid value is being assigned to the xmlns attribute. If necessary, use a trace node or the message flow debugger to inspect the tree immediately before it is written.

BIP5016

The element with name <insert_1> and field type <insert_2> is not valid as the child of Root.XML or Root.XMLNSC.

Severity

20 : Error

Explanation

Each child of Root.XMLNSC must represent a valid XML construct for the top level of an XML document. The only field types that are valid in this position are XMLNSC.Comment or XMLNSC.ProcessingInstruction.

Response

Ensure that the message tree is structured correctly, and that each syntax element has a valid field type.

BIP5017

The parser cannot write the specified top level element because its type <insert_1> is not one of the allowed types.

Severity

20 : Error

Explanation

The parser must either write the entire message tree, or else the top level element must be of type XML.Element or XML.Bitstream.

Response

Ensure that the message tree is structured correctly, and that each syntax element has a valid field type.

BIP5018

XMLNSC parser: An error occurred while initializing a code page converter.

Severity

20 : Error

Explanation

A code page converter used for character conversion could not be initialized, possibly because an invalid code page was specified in the message header.

Response

Check that the application that generated the message uses a valid code page in the message header.

BIP5019

XMLNSC parser: A code page conversion error occurred while parsing an XML message with code page <insert_2>

Conversion error code: <insert_1>1

Failing character: <insert_3>3

Position in source input bit stream: <insert_4>4

Severity

20 : Error

Explanation

The message contains a character that does not appear in the required code page conversion table.

Response

Check that the application that generated the message uses a valid code page in the message header.
Check that all the characters used are valid in that code page.

BIP5020

XMLNSC parser: XML parsing was stopped due to an internal error.

Internal error information: <insert_1>1

Severity

20 : Error

Response

Review other error messages to find the cause of the error.
If you are unable to find the cause, contact your IBM support center.

BIP5021

Schema collection <insert_1> is not valid. Reason: <insert_2>.

Severity

20 : Error

Explanation

The deployment of the XML schemas in a message set has failed for an unexpected reason. The most likely cause is a mismatch between versions of the Message Broker Toolkit and the runtime components.

Response

Check that compatible versions of the runtime components and Message Broker Toolkit are being used. If correct versions are being used then contact IBM Support.

BIP5022

A failure occurred when committing or rolling back the XML schema files in a message set.

Severity

20 : Error

Explanation

A failure occurred when the message set was being committed to, or backed out from, the broker repository. The execution group is now in an undefined state where some components might be deployed and others might not be deployed.

Response

Remove all deployed components from the execution group, and redeploy the required components. If the problem persists, contact IBM Support.

BIP5023

The deletion of the XML schemas in message set <insert_1> failed.

Severity

20 : Error

Response

Review previous messages to find out why the error occurred.

BIP5024

The creation and preprocessing of the XML schemas in message set <insert_1> has failed.

Severity

20 : Error

Response

Review previous messages to find out why the error occurred.

BIP5025

XML schema validation error <insert_5> on line <insert_3> column <insert_4> when parsing element <insert_6>.

Internal error codes: <insert_1>, <insert_2>.

Severity

20 : Error

Explanation

This error was reported by the XMLNSC parser. The XML document being parsed is not valid according to the message definitions in the message set.

Response

The XML document has violated the rules expressed in the message definition files in the message set.

BIP5026

XML schema validation error: <insert_5>5
Element: <insert_6>6
Internal error codes: <insert_1>, <insert_2>.
Line: <insert_3>, Column: <insert_4>4

Severity

20 : Error

Explanation

This error was reported by the XMLNSC parser. The message tree is not valid according to the message definitions in the message set.

Response

The message tree is not valid according to the message definition files in the message set.

- Check that the elements and attributes in the message tree are declared in the message set.
- Check that all attributes in the message tree have been cast as (XMLNSC.Attribute) in the message tree.
- Check that any values of types gDate, gYear, gMonth, gDay, gYearMonth, gMonthDay have been cast as (XMLNSC.gDate), (XMLNSC.gYear) and so on, in the message tree.
- Check that any values of type base64Binary have been cast as (XMLNSC.base64Binary) in the message tree.

The message tree is converted to an XML bitstream before being validated. The line and column number are the coordinates of the error in the XML bitstream.

BIP5027

Validation is enabled but no message set has been specified.

Severity

20 : Error

Explanation

This error was reported by the XMLNSC parser.

Response

The XMLNSC parser is attempting to validate an XML message or a message tree. You must identify the message set that defines the message in one of the following places:

- In the 'Message Set' property of an input node, a Validate node, or any other node that offers this property.
- In an MQRFH2 header
- In the SET parameter of the PARSE clause in an ESOL CREATE statement

BIP5028

The XMLNSC parser cannot find a deployed message set with name <insert_1>.

Severity

20 : Error

Explanation

The XMLNSC parser is attempting to validate an XML message or a message tree, but the specified

message set cannot be located in this execution group. This situation can arise for one of the following reasons:

- The message set has not been deployed to this execution group.
- In the message set properties, XMLNSC is not the 'Default message domain' and is not a 'Supported message domain'.
- The message set has been identified using its 13-character identifier; you must use the message set name.
- There was an error during the preprocessing of the XML schemas in the message set.

Response

Check that the specified message set has been successfully deployed.
Check that the MessageSet property contains the name, not the identifier, of the message set.
In the message set, check that XMLNSC is either the default message domain or a supported message domain.

BIP5029

Error <insert_2> was encountered at line <insert_4> while preprocessing XML Schema file <insert_3> in message set <insert_1>

Severity

20 : Error

Explanation

The XMLNSC parser is preprocessing the XML Schemas for the message set and it has encountered an error.

Response

Check that the XML Schemas in the message set are valid.

BIP5030

The item <insert_1> of type <insert_2> in the input message owned by node <insert_4> cannot be passed to an XSLTransform node as its event input in the <insert_3> message domain.

Severity

20 : Error

Explanation

A <insert_2> type element cannot be used as an event input in this context, because it requires parsing.

Response

Avoid using element type <insert_2>, if possible. Otherwise, try setting the input message as a BOLB domain message.

BIP5102

Data overflow. The field <insert_1> in message <insert_2> with a value of <insert_3> has caused an overflow.

Severity

20 : Error

Explanation

While mapping data between its logical and physical representations, a data overflow occurred. The value being set in the logical representation is larger than the maximum value possible for the chosen logical type.

Response

Modify the message model or custom wire format mapping, redeploy to the parser and send the message through again.

BIP5103

The message identifier is not available to the parser.

Severity

20 : Error

Explanation

The message identifier, for this message, is not being passed to the parser correctly.

Response

Correct the mapping, redeploy to the parser and send the message through again.

BIP5105

Memory allocation failed.

Severity

20 : Error

Explanation

A failure was encountered while attempting to allocate memory.

Response

Increase the memory capacity of your system or try to free up some system memory by closing other applications.

BIP5107

Unknown internal time representation.

Severity

20 : Error

Explanation

While mapping a time field to a physical type an invalid physical type was encountered.

Response

Modify the message model or custom wire format mapping, redeploy to the parser and send the message through again.

BIP5113

Error retrieving Message definition from dictionary.

Severity

20 : Error

Explanation

The message identifier encountered was not found in the runtime dictionary.

Response

Check that you are using an appropriate dictionary for the message being sent and resubmit the message.

BIP5115

Element <insert_1> is not a member of the message.

Severity

20 : Error

Explanation

While handling a message, the element <insert_1> was not defined as a direct member of the current message as defined in the runtime dictionary.

Response

Check that you are using an appropriate dictionary for the message being sent and resubmit the message.

BIP5116

Unexpected XML Element encountered: message set <insert_1>; message <insert_2>; tag encountered <insert_3>.

Severity

20 : Error

Explanation

While handling an XML message a field or structure identifier was encountered which was not defined as a direct member of the current message as defined in the runtime dictionary. Current details are: Message Set = <insert_1>, Message = <insert_2>, Tag encountered = <insert_3>.

Response

Check that you are using an appropriate dictionary for the message being sent and resubmit the message.

BIP5117

XML parsing error (<insert_5>) encountered on line <insert_3> column <insert_4>. The XML parser was attempting to parse element (<insert_7>) in message (<insert_6>). The internal error code was (<insert_1>), (<insert_2>).

Severity

20 : Error

Explanation

The above error was reported by the XML parser.

Response

This message is usually caused by a badly-formed XML message. Check that the XML message being passed in is a well-formed XML message that adheres to the XML specification. Note that the line number and column number quoted above give the position where the parser discovered the problem. The actual error may be earlier in the message.

BIP5118

XML input / output exception reported.

Severity

20 : Error

Explanation

The above error was reported by the XML parser.

Response

Check that the XML message being passed in is a well-formed XML message that adheres to the XML specification.

BIP5119

XML Exception reported.

Severity

20 : Error

Explanation

The error was reported by the BIPXML4C parser.

Response

Check that the XML message being passed in is a well-formed XML message that adheres to the XML specification.

BIP5120

XML parser reported by the BIPXML4C parser: error text <insert_1>.

Severity

20 : Error

Explanation

The error was reported by the BIPXML4C parser Error text <insert_1>.

Response

Check that the XML message being passed in is a well-formed XML message that adheres to the XML specification.

BIP5121

Invalid buffer offsets on element: start offset <insert_1>; end offset <insert_2>.

Severity

20 : Error

Explanation

An internal error occurred when attempting to write an XML message. An element has a start element offset of <insert_1> and an end offset of <insert_2>.

Response

Check that the XML message being passed in is a well-formed XML message that adheres to the XML specification.

BIP5122

Unidentified field identifier <insert_1> in data stream.

Severity

20 : Error

Explanation

While handling a PDF message, a field identifier, <insert_1> was encountered which was not found in the runtime dictionary.

Response

Check that you have deployed and are using the appropriate dictionary for the message being sent and resubmit the message.

BIP5123

Invalid buffer parameters: index <insert_1>; size <insert_2>.

Severity

20 : Error

Explanation

An internal processing error has occurred. An invalid buffer was passed to the MRM parser. Properties of the buffer are : Index = <insert_1>; Size = <insert_2>.

Response

Record the full details provided with this message and contact your IBM support center.

BIP5124

Internal Error: A call to DumpCWFMsgInfo failed with error code <insert_1>.

Severity

20 : Error

Explanation

An internal processing error has occurred while writing out Custom Wire Format debug information. Error code <insert_1>.

Response

Record the full details provided with this message and contact your IBM support center.

BIP5125

An error occurred during extraction of a message from the record-oriented bit stream.

Severity

20 : Error

Explanation

The error was encountered while the bit stream was being read.

Response

Ensure that the message being passed is modeled correctly, and that the appropriate runtime dictionary and custom wire format information have been deployed successfully.

BIP5126

Error freeing temporary resources.

Severity

20 : Error

Explanation

The error was encountered while freeing temporary resource used during the handling of a record oriented bitstream.

Response

Record the full details provided with this message and contact your IBM support center.

BIP5127

Internal error while processing custom wire format data for <insert_1>.

Severity

20 : Error

Explanation

An error was encountered while extracting information from the deployed Custom Wire Format resource.

Response

Record the full details provided with this message and contact your IBM support center.

BIP5128

Error initializing MRM message <insert_2> with dictionary identifier <insert_1>.

Severity

20 : Error

Explanation

The message <insert_2> could not be initialized using the dictionary <insert_1>.

Response

Check that you have deployed and are using the appropriate dictionary for the message being processed and resubmit the message.

BIP5129

Error retrieving Message Translation Interface table entry from message handle: message <insert_2>; dictionary <insert_1>.

Severity

20 : Error

Explanation

An error occurred while trying to get a table entry using the message <insert_2> and the dictionary <insert_1>.

Response

Check that you have deployed and are using the appropriate dictionary for the message being processed and resubmit the message.

BIP5130

Parser error retrieving dictionary handle: current message set id <insert_1>; current message id <insert_2>.

Severity

20 : Error

Explanation

Error retrieving dictionary handle from message handle. Current message set id = <insert_1>, current message id = <insert_2>.

Response

Check that you have deployed and are using the appropriate dictionary for the message being processed and resubmit the message.

BIP5131

Message set identifier is not valid.

Severity

20 : Error

Explanation

When parsing an MRM message the broker requires a valid message set identifier.

Response

Record the full details provided with this message and contact your IBM support center.

BIP5132

Custom Wire Format identifier is not valid.

Severity

20 : Error

Explanation

When parsing an MRM, Custom Wire Format message the broker requires a valid message set identifier and a valid Custom Wire Format identifier.

Response

Record the full details provided with this message and contact your IBM support center.

BIP5133

An internal MRM parser error occurred.

Severity

20 : Error

Explanation

Resource manager handle is not valid. When parsing an MRM message the broker requires a valid Message Translation Interface Resource manager handle which should have already been initialized.

Response

Record the full details provided with this message and contact your IBM support center.

BIP5134

Message identifier is not valid.

Severity

20 : Error

Explanation

When parsing an MRM message the broker requires a valid message identifier.

Response

Record the full details provided with this message and contact your IBM support center.

BIP5135

Error writing custom wire format message.

Severity

20 : Error

Explanation

An error occurred while writing to the message buffer.

Response

Please refer back to any previous error messages to determine why the error might have occurred.

BIP5136

Invalid Wire Format Identifier <insert_1>.

Severity

20 : Error

Explanation

When processing an MRM message the broker requires a valid wire format identifier.

Response

Check that you have packaged the message correctly and set the correct message properties then resubmit the message.

BIP5140

Error deploying Custom Wire Format descriptor: message set id <insert_1>; format descriptor id <insert_2>; format module <insert_3>.

Severity

20 : Error

Explanation

An error was detected when trying to deploy a custom wire format descriptor. Message set id = <insert_1>, Custom wire format descriptor id = <insert_2>, Custom wire format module = <insert_3>.

Response

Record the full details provided with this message and contact your IBM support center.

BIP5145

Error setting up runtime dictionary resource using message set identifier <insert_1>.

Severity

20 : Error

Explanation

An error was detected when trying to deploy message set. Use the Message Brokers Toolkit to match the message set Identifier : <insert_1>, to a message set name.

Response

Check that you have a valid broker installation. If the problem persists, contact your IBM support center.

BIP5146

Error setting up custom wire format resource: message set id <insert_1>; format descriptor id <insert_2>.

Severity

20 : Error

Explanation

An error was detected when trying to deploy a custom wire format description record. Message set id = <insert_1>, Custom wire format descriptor Id = <insert_2>.

Response

Record the full details provided with this message and contact your IBM support center.

BIP5147

Error setting up relationship of custom wire format to plug-in: message set id <insert_1>; format descriptor id <insert_2>; format module <insert_3>.

Severity

20 : Error

Explanation

An error was detected when trying to deploy a custom wire format descriptor. The resource manager relationship between message set and custom wire format file could not be set up. Message set id = <insert_1>, Custom wire format descriptor Id = <insert_2>, Custom wire format module = <insert_3>.

Response

Record the full details provided with this message and contact your IBM support center.

BIP5148

Unexpected detail type <insert_1> received from broker.

Severity

20 : Error

Explanation

An error was detected when trying to deploy a detail from the broker. The detail type: <insert_1>1 is unknown to the current MRM parser.

Response

Record the full details provided with this message and contact your IBM support center.

BIP5149

Error deleting runtime dictionary resource: message set <insert_1>.

Severity

20 : Error

Explanation

An error was detected when trying to remove a deployed resource from the broker for message set <insert_1>.

Response

Record the full details provided with this message and contact your IBM support center.

BIP5151

Error parsing PDF bit stream: message set id <insert_1>; message id <insert_2>.

Severity

20 : Error

Explanation

An error was detected when trying to parser an MRM native bit stream.

Response

Record the full details provided with this message and contact your IBM support center.

BIP5152

Message definition does not contain element: message set identifier <insert_1>; message identifier <insert_2>; element found <insert_3>.

Severity

20 : Error

Explanation

An element was encountered while parsing a message which does not belong, at the top level, in that message, according to the current message set.

Response

Check that you have packaged the message correctly and the correct message type is being used. Set the correct message properties and then resubmit the message.

BIP5153

Retrieving Message Definition from dictionary: message <insert_2>; message set <insert_1>.

Severity

20 : Error

Explanation

When handling an MRM message the broker requires valid message set and message identifiers. The broker was unable to retrieve a definition for a message.

Response

Check that you have packaged the message correctly and set the correct message properties then resubmit the message.

BIP5154

Structure <insert_1> does not contain element <insert_2>.

Severity

20 : Error

Explanation

The current message content implies that structure <insert_1> contains element <insert_2>. The message set definition does not support this.

Response

Check that you have packaged the message correctly and set the correct message properties then resubmit the message.

BIP5155

An error occurred while retrieving definition of structure <insert_1> from run-time dictionary.

Severity

20 : Error

Explanation

The message set definition does not have a definition for structure <insert_1>.

Response

Check that you have packaged the message correctly and set the correct message properties then resubmit the message.

BIP5156

Definition for element <insert_1> not found in dictionary.

Severity

20 : Error

Explanation

The deployed message set does not have a definition for element <insert_1>.

Response

Check that you have packaged the message set and the correct message properties correctly then resubmit the message.

BIP5157

Error allocating buffer for list of Deployed formats.

Severity

20 : Error

Explanation

A failure was encountered while attempting to allocate memory.

Response

Increase the memory capacity of your system or try to free up some system memory by closing other applications.

BIP5158

Error retrieving list of deployed formats.

Severity

20 : Error

Explanation

Error retrieving list of deployed formats.

Response

Record the full details provided with this message and contact your IBM support center.

BIP5159

Error deleting Custom Wire Format resource: message set id <insert_1>; wire format <insert_2>.

Severity

20 : Error

Explanation

An error was detected when trying to remove a deployed resource from the broker. Error removing customer wire format: <insert_2>. Message set Id = <insert_1>.

Response

Record the full details provided with this message and contact your IBM support center.

BIP5160

Error retrieving custom wire format for dictionary: message set <insert_1>.

Severity

20 : Error

Explanation

An error was detected when trying to retrieve a list of deployed custom wire formats from the broker for message set <insert_1>.

Response

Check that you have a valid broker installation. If the problem persists, contact your IBM support center.

BIP5161

Error allocating buffer for list of deployed custom wire formats.

Severity

20 : Error

Explanation

A failure was encountered while attempting to allocate memory.

Response

Increase the memory capacity of your system or try to free up some system memory by closing other applications.

BIP5162

Internal Error initializing the Message Translation Interface with the Resource Manager.

Severity

20 : Error

Explanation

An internal processing error has occurred.

Response

Record the full details provided with this message and contact your IBM support center.

BIP5163

Invalid data source for broker database.

Severity

20 : Error

Explanation

An internal error has occurred when trying to connect to a data source through the resource manager.

Response

Record the full details provided with this message and contact your IBM support center.

BIP5164

An error occurred when a type was applied to a value.

Element: <insert_1>1

Expected type: <insert_2>2

Actual type: <insert_3>3

Actual value: <insert_4>4

Severity

20 : Error

Explanation

An error occurred when trying to match the value of the element with the type of the element.

Response

Check that the field is in the correct format for the data type expected.

BIP5167

A Custom Wire Format error occurred during the parsing or writing of message <insert_3>.

Severity

20 : Error

Response

See the following messages for further details. Contact your IBM support center if you cannot resolve the error.

BIP5168

A Custom Wire Format writing error occurred involving an incorrect data conversion. Element <insert_3> is either too long, or is out of range for the physical data type of <insert_4>.

Severity

20 : Error

Explanation

While the logical tree was being written to the bit stream, a data conversion error occurred.

Response

Change the definition of the element so that it can store the data safely. Alternatively change the message that is being written so that the value is in the correct range for the element.

BIP5169

A bitstream parsed by the CWF parser/writer is too long for the specified MRM Message Type. Message Set: <insert_1>, Message Type: <insert_2>.

Severity

20 : Error

Explanation

The data received for parsing by the CWF parser/writer, which is supposed to represent a message of type <insert_2> from Message Set <insert_1>, is too long to be of that Message Type.

Response

Check that the message data is valid for the specified Message Set and Message Type. If the problem persists, record all the details provided with this message and contact your IBM support center.

BIP5170

A Custom Wire Format parsing error occurred. The value <insert_4> of boolean element <insert_3> in the bit stream did not match the logical definition.

Severity

20 : Error

Explanation

The value in the bit stream (<insert_4>) for element <insert_3> did not match either the 'Boolean True' or the 'Boolean False' values defined in the message set.

Response

Check that the 'Boolean True' and 'Boolean False' values on the CWF physical format properties of the message set are correct.

Check that the message has been constructed correctly.

Check that the message set and message type were correctly specified for the input message.

See previous errors for further details.

BIP5171

An error occurred while a Custom Wire Format message was being parsed:
Current message: <insert_3>3
Current element: <insert_4>4
Path from message root: <insert_5>5
Offset from start of message: <insert_6>6

Severity

20 : Error

Response

See the following errors for more details.

BIP5172

An error occurred while a Custom Wire Format message was being read from the bit stream.

Severity

20 : Error

Response

See following messages for further details.

BIP5173

There has been an attempt to write invalid data to the bit stream:
Current element: <insert_1>1
Data type: <insert_2>2
Data value: <insert_3>3

Severity

20 : Error

Response

Check why the data in the message is not valid for the data type of the element. Change the MRM definition of the element, or alter the data value being written. See the following messages for more details.

BIP5174

Custom Wire Format error. Insufficient memory: message set <insert_3>; message <insert_4>; parent element <insert_5>; current element <insert_6>; function name <insert_2>; error code <insert_1>.

Severity

20 : Error

Explanation

Unable to allocate any more space. Insufficient memory available.

Response

Increase the memory capacity of your system or try to free up some system memory by closing other applications.

BIP5175

Custom Wire Format. Error opening file: message set <insert_3>; message <insert_4>; parent element <insert_5>; current element <insert_6>; function name <insert_2>; error code <insert_1>.

Severity

20 : Error

Explanation

An error has occurred while opening a Custom Wire Format file.

Response

Record the full details provided with this message and contact your IBM support center.

BIP5176

Custom Wire Format. Error reading file: message set <insert_3>; message <insert_4>; parent element <insert_5>; current element <insert_6>; function name <insert_2>; error code <insert_1>.

Severity

20 : Error

Explanation

An error has occurred while reading a Custom Wire Format file.

Response

Record the full details provided with this message and contact your IBM support center.

BIP5177

Custom Wire Format. NLS conversion error: message set <insert_3>; message <insert_4>; parent element <insert_5>; current element <insert_6>; function name <insert_2>; error code <insert_1>.

Severity

20 : Error

Explanation

During translation of a string between Unicode and bitstream representations an error occurred.

Response

Record the full details provided with this message and contact your IBM support center.

BIP5178

Custom Wire Format. Tree read error: message set <insert_3>; message <insert_4>; parent element <insert_5>; current element <insert_6>; function name <insert_2>; error code <insert_1>.

Severity

20 : Error

Explanation

An error has occurred while reading the tree from the Custom Wire Format file.

Response

Record the full details provided with this message and contact your IBM support center.

BIP5180

A Custom Wire Format error has occurred. An unknown message type has been identified for message set <insert_3>

Severity

20 : Error

Explanation

The Custom Wire Format parser or writer has received an unknown message type identifier in the

message properties.

The specified message set (<insert_3>) does not contain a message type with this identifier.

Previous errors will supply the message set name and the message type identifier.

Check that the supplied message identifier is correct.

Check that the supplied message set identifier is correct.

Check that the message set contains a message type with the specified identifier.

BIP5181

A Custom Wire Format error has occurred. The message bit stream is smaller than expected.

Current element: <insert_3>3

Severity

20 : Error

Explanation

The bit stream is smaller than expected for a Custom Wire Format message of this message type.

Check that the input message is correctly structured, and has not been corrupted.

Check the MRM definition of this message type.

See the following messages for more details.

BIP5183

Custom Wire Format error. Invalid buffer passed to parser or writer:

Function name <insert_2>

Severity

20 : Error

Explanation

A null buffer has been encountered.

Response

Record the full details provided with this message and contact your IBM support center.

BIP5184

Custom Wire Format. Repeat logic error: message set <insert_3>; message <insert_4>; parent element <insert_5>; current element <insert_6>; function name <insert_2>; error code <insert_1>.

Severity

20 : Error

Explanation

The number of repeats assigned to an element is invalid.

Response

Record the full details provided with this message and contact your IBM support center.

BIP5185

Custom Wire Format. Resource error: message set <insert_3>; message <insert_4>; parent element <insert_5>; current element <insert_6>; function name <insert_2>; error code <insert_1>.

Severity

20 : Error

Explanation

Internal Error in Custom Wire Format. The resource manager successfully loaded the resource but the details are invalid.

Response

Record the full details provided with this message and contact your IBM support center.

BIP5186

Custom Wire Format. Error reading date: message set <insert_3>; message <insert_4>; parent element <insert_5>; current element <insert_6>; function name <insert_2>; error code <insert_1>.

Severity

20 : Error

Explanation

An error has occurred while reading a logical date from a Custom Wire Format file.

Response

Record the full details provided with this message and contact your IBM support center.

BIP5187

Custom Wire Format. Error reading time: message set <insert_3>; message <insert_4>; parent element <insert_5>; current element <insert_6>; function name <insert_2>; error code <insert_1>.

Severity

20 : Error

Explanation

An error has occurred while reading a logical time from a Custom Wire Format file.

Response

Record the full details provided with this message and contact your IBM support center.

BIP5188

Custom Wire Format. Error reading date and time: message set <insert_3>; message <insert_4>; parent element <insert_5>; current element <insert_6>; function name <insert_2>; error code <insert_1>.

Severity

20 : Error

Explanation

An error has occurred while reading a logical datetime from a Custom Wire Format file.

Response

Record the full details provided with this message and contact your IBM support center.

BIP5189

Custom Wire Format. Error writing date: message set <insert_3>; message <insert_4>; parent element <insert_5>; current element <insert_6>; function name <insert_2>; error code <insert_1>.

Severity

20 : Error

Explanation

An error has occurred while writing a logical date from a Custom Wire Format file.

Response

Record the full details provided with this message and contact your IBM support center.

BIP5190

Custom Wire Format. Error writing time: message set <insert_3>; message <insert_4>; parent element <insert_5>; current element <insert_6>; function name <insert_2>; error code <insert_1>.

Severity

20 : Error

Explanation

An error has occurred while writing a logical time from a Custom Wire Format file.

Response

Record the full details provided with this message and contact your IBM support center.

BIP5191

Custom Wire Format. Error writing DateTime: message set <insert_3>; message <insert_4>; parent element <insert_5>; current element <insert_6>; function name <insert_2>; error code <insert_1>.

Severity

20 : Error

Explanation

An error has occurred while writing a logical datetime from a Custom Wire Format file.

Response

Record the full details provided with this message and contact your IBM support center.

BIP5192

Custom Wire Format error. Invalid date format: message set <insert_3>; message <insert_4>; parent element <insert_5>; current element <insert_6>; function name <insert_2>; error code <insert_1>.

Severity

20 : Error

Explanation

An error has occurred while reading a date format string from a Custom Wire Format file.

Response

Record the full details provided with this message and contact your IBM support center.

BIP5193

Custom Wire Format error. Invalid time format: message set <insert_3>; message <insert_4>; parent element <insert_5>; current element <insert_6>; function name <insert_2>; error code <insert_1>.

Severity

20 : Error

Explanation

An error has occurred while reading a time format string from a Custom Wire Format file.

Response

Record the full details provided with this message and contact your IBM support center.

BIP5194

Custom Wire Format error. Invalid DateTime format string time: message set <insert_3>; message <insert_4>; parent element <insert_5>; current element <insert_6>; function name <insert_2>; error code <insert_1>.

Severity

20 : Error

Explanation

An error has occurred while reading a datetime format string from a Custom Wire Format file.

Response

Record the full details provided with this message and contact your IBM support center.

BIP5195

Custom Wire Format error. Invalid element length: message set <insert_3>; message <insert_4>; parent element <insert_5>; current element <insert_6>; function name <insert_2>; error code <insert_1>.

Severity

20 : Error

Explanation

An invalid element length was encountered for a custom wire format element.

Response

Record the full details provided with this message and contact your IBM support center.

BIP5199

Data overflow or underflow in field <insert_1> of message <insert_2>. The message has a maximum or minimum length of <insert_3> in the dictionary. The actual length is <insert_4>.

Severity

20 : Error

Explanation

The field <insert_1> in message <insert_2> has a maximum or minimum length defined in the dictionary of <insert_3>. The actual value of the field has a length of <insert_4>.

Response

Modify the message set or message flow and redeploy to the broker or modify the input message and resubmit to the broker.

BIP5201

Message Translation Interface error. Invalid Field Type: message set <insert_3>; message <insert_4>; parent element <insert_5>; current element <insert_6>; function name <insert_2>; error code <insert_1>.

Severity

20 : Error

Explanation

This error code is returned by MTIAddField and MTIAddFieldInstance if the field type parameter is invalid.

Response

Check that you have a valid broker installation. If the problem persists, contact your IBM support center.

BIP5202

Message Translation Interface error. Invalid message handle: message set <insert_3>; message <insert_4>; parent element <insert_5>; current element <insert_6>; function name <insert_2>; error code <insert_1>.

Severity

20 : Error

Explanation

The message handle parameter passed into the Message Translation Interface API function that requires a message handle is not a valid handle for the message.

Response

Record the full details provided with this message and contact your IBM support center.

BIP5203

Message Translation Interface error. Invalid mode: message set <insert_3>; message <insert_4>; parent element <insert_5>; current element <insert_6>; function name <insert_2>; error code <insert_1>.

Severity

20 : Error

Explanation

The 'mode' parameter is not set to one of the specified values.

Response

Record the full details provided with this message and contact your IBM support center.

BIP5204

Message Translation Interface error. Invalid Mode For Process order: message set <insert_3>; message <insert_4>; parent element <insert_5>; current element <insert_6>; function name <insert_2>; error code <insert_1>.

Severity

20 : Error

Explanation

The 'mode' is not set to one of the specified values for the process order that has been specified.

Response

Record the full details provided with this message and contact your IBM support center.

BIP5205

Message Translation Interface error. Invalid Node Class: message set <insert_3>; message <insert_4>; parent element <insert_5>; current element <insert_6>; function name <insert_2>; error code <insert_1>.

Severity

20 : Error

Explanation

The 'Node Class' parameter in a function call is not a valid value for that function.

Response

Record the full details provided with this message and contact your IBM support center.

BIP5206

Message Translation Interface error. Invalid Process Order: message set <insert_3>; message <insert_4>; parent element <insert_5>; current element <insert_6>; function name <insert_2>; error code <insert_1>.

Severity

20 : Error

Explanation

The 'Process Order' parameter passed into the Message Translation Interface function is not a valid value.

Response

Record the full details provided with this message and contact your IBM support center.

BIP5207

Message Translation Interface error. Invalid Relative Position: message set <insert_3>; message <insert_4>; parent element <insert_5>; current element <insert_6>; function name <insert_2>; error code <insert_1>.

Severity

20 : Error

Explanation

The 'Relative Position' parameter passed into the Message Translation Interface function is not valid.

Response

Record the full details provided with this message and contact your IBM support center.

BIP5208

Message Translation Interface error. Invalid Return Code: message set <insert_3>; message <insert_4>; parent element <insert_5>; current element <insert_6>; function name <insert_2>; error code <insert_1>.

Severity

20 : Error

Explanation

Internal Message Translation Interface code.

Response

Record the full details provided with this message and contact your IBM support center.

BIP5209

Message Translation Interface error. Invalid Syntax Version: message set <insert_3>; message <insert_4>; parent element <insert_5>; current element <insert_6>; function name <insert_2>; error code <insert_1>.

Severity

20 : Error

Explanation

The version number of the message is not correct.

Response

Record the full details provided with this message and contact your IBM support center.

BIP5210

Message Translation Interface error. Invalid relative position for element: message set <insert_3>; message <insert_4>; parent element <insert_5>; current element <insert_6>; function name <insert_2>; error code <insert_1>.

Severity

20 : Error

Explanation

The Message Translation Interface tried to add a new message element as a sub element to another message element that is not a predefined or self defining structure.

Response

Record the full details provided with this message and contact your IBM support center.

BIP5211

Message Translation Interface error. Invalid operation for element: message set <insert_3>; message <insert_4>; parent element <insert_5>; current element <insert_6>; function name <insert_2>; error code <insert_1>.

Severity

20 : Error

Explanation

The type of a message element is not valid for the sort of operation that you are trying to perform on it.

Response

Record the full details provided with this message and contact your IBM support center.

BIP5212

Message Translation Interface error. Invalid message: message set <insert_3>; message <insert_4>; parent element <insert_5>; current element <insert_6>; function name <insert_2>; error code <insert_1>.

Severity

20 : Error

Explanation

An internal error has occurred in the Message Translation Interface. The message handle parameter that was passed into a function is not a valid handle to a message.

Response

Record the full details provided with this message and contact your IBM support center.

BIP5213

Message Translation Interface error. Invalid structure: message set <insert_3>; message <insert_4>; parent element <insert_5>; current element <insert_6>; function name <insert_2>; error code <insert_1>.

Severity

20 : Error

Explanation

Internal error in the Message Translation Interface for an invalid structure.

Response

Record the full details provided with this message and contact your IBM support center.

BIP5214

Message Translation Interface error. Invalid message operation: message set <insert_3>; message <insert_4>; parent element <insert_5>; current element <insert_6>; function name <insert_2>; error code <insert_1>.

Severity

20 : Error

Explanation

An operation carried out on a predefined message element is illegal.

Response

Record the full details provided with this message and contact your IBM support center.

BIP5215

Message Translation Interface error. Invalid identifier: message set <insert_3>; message <insert_4>; parent element <insert_5>; current element <insert_6>; function name <insert_2>; error code <insert_1>.

Severity

20 : Error

Explanation

Internal Message Translation Interface code.

Response

Record the full details provided with this message and contact your IBM support center.

BIP5216

Message Translation Interface error. Invalid version number: message set <insert_3>; message <insert_4>; parent element <insert_5>; current element <insert_6>; function name <insert_2>; error code <insert_1>.

Severity

20 : Error

Explanation

Internal Message Translation Interface code.

Response

Record the full details provided with this message and contact your IBM support center.

BIP5217

Message Translation Interface error. Invalid dump format: message set <insert_3>; message <insert_4>; parent element <insert_5>; current element <insert_6>; function name <insert_2>; error code <insert_1>.

Severity

20 : Error

Explanation

This error is returned from MTIDumpMessage when the dump format parameter is invalid.

Response

Record the full details provided with this message and contact your IBM support center.

BIP5218

Message Translation Interface error. Invalid message name: message set <insert_3>; message <insert_4>; parent element <insert_5>; current element <insert_6>; function name <insert_2>; error code <insert_1>.

Severity

20 : Error

Explanation

This error code is returned by the function MTI GetMessageIdent when the message name parameter does not specify a valid message.

Response

Record the full details provided with this message and contact your IBM support center.

BIP5221

Message Translation Interface error. Invalid parameter: message set <insert_3>; message <insert_4>; parent element <insert_5>; current element <insert_6>; function name <insert_2>; error code <insert_1>.

Severity

20 : Error

Explanation

This error is returned from MTI GetPreDefinedTransactionDefinition when an invalid parameter is passed to this function.

Response

Record the full details provided with this message and contact your IBM support center.

BIP5222

Message Translation Interface error. Invalid instance array: message set <insert_3>; message <insert_4>; parent element <insert_5>; current element <insert_6>; function name <insert_2>; error code <insert_1>.

Severity

20 : Error

Explanation

This is returned by MTI AddAtom and MTI GetAtom when the instanceArray parameter is NULL, or when the length of the instanceArray (instanceArrayLen) is incorrect.

Response

Check that you have a valid broker installation. If the problem persists, contact your IBM support center.

BIP5223

Message Translation Interface error. Invalid context tag: message set <insert_3>; message <insert_4>; parent element <insert_5>; current element <insert_6>; function name <insert_2>; error code <insert_1>.

Severity

20 : Error

Explanation

This is returned by MTI AddAtom and MTI GetAtom when an invalid context tag is passed to the context_tag parameter.

Response

Check that you have a valid broker installation. If the problem persists, contact your IBM support center.

BIP5224

Message Translation Interface error. Invalid transaction id: message set <insert_3>; message <insert_4>; parent element <insert_5>; current element <insert_6>; function name <insert_2>; error code <insert_1>.

Severity

20 : Error

Explanation

This is returned by MTIAddAtom and MTIGetAtom when the message header of the goldMsgHandle parameter contains an invalid requestType.

Response

Check that you have a valid broker installation. If the problem persists, contact your IBM support center.

BIP5225

Message Translation Interface. PDF write error: message set <insert_3>; message <insert_4>; parent element <insert_5>; current element <insert_6>; function name <insert_2>; error code <insert_1>.

Severity

20 : Error

Explanation

This is returned when a Message Translation Interface PDF Write operation fails.

Response

Record the full details provided with this message and contact your IBM support center.

BIP5226

Message Translation Interface. PDF read error: message set <insert_3>; message <insert_4>; parent element <insert_5>; current element <insert_6>; function name <insert_2>; error code <insert_1>.

Severity

20 : Error

Explanation

This is returned when a Message Translation Interface PDF Read operation fails.

Response

Record the full details provided with this message and contact your IBM support center.

BIP5227

Message Translation Interface error. PDF invalid length: message set <insert_3>; message <insert_4>; parent element <insert_5>; current element <insert_6>; function name <insert_2>; error code <insert_1>.

Severity

20 : Error

Explanation

This is returned when a Message Translation Interface PDF has an invalid length.

Response

Record the full details provided with this message and contact your IBM support center.

BIP5228

Message Translation Interface error. PDF invalid operation: message set <insert_3>; message <insert_4>; parent element <insert_5>; current element <insert_6>; function name <insert_2>; error code <insert_1>.

Severity

20 : Error

Explanation

This is returned when an invalid operation is performed on a Message Translation Interface PDF.

Response

Record the full details provided with this message and contact your IBM support center.

BIP5229

Message Translation Interface error. PDF overflow: message set <insert_3>; message <insert_4>; parent element <insert_5>; current element <insert_6>; function name <insert_2>; error code <insert_1>.

Severity

20 : Error

Explanation

This is returned when a Message Translation Interface PDF operation causes an overflow.

Response

Record the full details provided with this message and contact your IBM support center.

BIP5230

Message Translation Interface error. PDF not initialized: message set <insert_3>; message <insert_4>; parent element <insert_5>; current element <insert_6>; function name <insert_2>; error code <insert_1>.

Severity

20 : Error

Explanation

This is returned when a Message Translation Interface PDF is not initialized.

Response

Record the full details provided with this message and contact your IBM support center.

BIP5231

Message Translation Interface. PDF initializing error: message set <insert_3>; message <insert_4>; parent element <insert_5>; current element <insert_6>; function name <insert_2>; error code <insert_1>.

Severity

20 : Error

Explanation

Internal error initializing a Message Translation Interface PDF.

Response

Record the full details provided with this message and contact your IBM support center.

BIP5232

Message Translation Interface. PDF termination error: message set <insert_3>; message <insert_4>; parent element <insert_5>; current element <insert_6>; function name <insert_2>; error code <insert_1>.

Severity

20 : Error

Explanation

This is returned when there is an error terminating a Message Translation Interface PDF.

Response

Record the full details provided with this message and contact your IBM support center.

BIP5233

Message Translation Interface. PDF read header error: message set <insert_3>; message <insert_4>; parent element <insert_5>; current element <insert_6>; function name <insert_2>; error code <insert_1>.

Severity

20 : Error

Explanation

This is returned when there is an error reading a Message Translation Interface PDF Header.

Response

Record the full details provided with this message and contact your IBM support center.

BIP5234

Message Translation Interface. PDF write header error: message set <insert_3>; message <insert_4>; parent element <insert_5>; current element <insert_6>; function name <insert_2>; error code <insert_1>.

Severity

20 : Error

Explanation

This is returned when there is an error writing a Message Translation Interface PDF Header.

Response

Record the full details provided with this message and contact your IBM support center.

BIP5235

Message Translation Interface error. PDF invalid CP: message set <insert_3>; message <insert_4>; parent element <insert_5>; current element <insert_6>; function name <insert_2>; error code <insert_1>.

Severity

20 : Error

Explanation

This is returned when there is an invalid CP operation on a Message Translation Interface PDF.

Response

Check that you have a valid broker installation. If the problem persists contact your IBM support center.

BIP5236

Message Translation Interface error. NLS file malformed: message set <insert_3>; message <insert_4>; parent element <insert_5>; current element <insert_6>; function name <insert_2>; error code <insert_1>.

Severity

20 : Error

Explanation

Message Translation Interface returns this error if the NLS codepage file is found to contain data not conforming to the NLS file specification.

Response

Record the full details provided with this message and contact your IBM support center.

BIP5237

Message Translation Interface error. Invalid NLS string: message set <insert_3>; message <insert_4>; parent element <insert_5>; current element <insert_6>; function name <insert_2>; error code <insert_1>.

Severity

20 : Error

Explanation

This error is returned when the Message Translation Interface encounters invalid data in an NLS string.

Response

Check that you have a valid broker installation. If the problem persists contact, your IBM support center.

BIP5238

Message Translation Interface error. Message header missing: message set <insert_3>; message <insert_4>; parent element <insert_5>; current element <insert_6>; function name <insert_2>; error code <insert_1>.

Severity

20 : Error

Explanation

The Message Translation Interface returned an error indicating that the message has no header attached.

Response

Record the full details provided with this message and contact your IBM support center.

BIP5239

Message Translation Interface error. No transaction value: message set <insert_3>; message <insert_4>; parent element <insert_5>; current element <insert_6>; function name <insert_2>; error code <insert_1>.

Severity

20 : Error

Explanation

A message does not have a transaction value.

Response

Check the message and redeploy.

BIP5240

Message Translation Interface warning: message set <insert_3>; message <insert_4>; parent element <insert_5>; current element <insert_6>; function name <insert_2>; error code <insert_1>.

Severity

20 : Error

Explanation

Internal Error. The Message Translation Interface function encountered a compatibility problem.

Response

Record the full details provided with this message and contact your IBM support center.

BIP5241

Message Translation Interface error. Missing mandatory element: message set <insert_3>; message <insert_4>; parent element <insert_5>; current element <insert_6>; function name <insert_2>; error code <insert_1>.

Severity

20 : Error

Explanation

The Message Translation Interface has returned an error indicating that the mandatory element is missing from a message.

Response

Record the full details provided with this message and contact your IBM support center.

BIP5242

Message Translation Interface error. Insufficient memory: message set <insert_3>; message <insert_4>; parent element <insert_5>; current element <insert_6>; function name <insert_2>; error code <insert_1>.

Severity

20 : Error

Explanation

Internal error. This error is returned by any Message Translation Interface function that tries to allocate memory and fails.

Response

Record the full details provided with this message and contact your IBM support center.

BIP5243

Message Translation Interface error. Buffer full: message set <insert_3>; message <insert_4>; parent element <insert_5>; current element <insert_6>; function name <insert_2>; error code <insert_1>.

Severity

20 : Error

Explanation

Internal error. This error indicates that a memory buffer, used while putting a message to bitstream, has

filled completely.

Response

Check that you have a valid broker installation. If the problem persists contact your IBM support center.

BIP5244

Message Translation Interface error. Batch buffer full: message set <insert_3>; message <insert_4>; parent element <insert_5>; current element <insert_6>; function name <insert_2>; error code <insert_1>.

Severity

20 : Error

Explanation

Internal error. Message Translation Interface code.

Response

Record the full details provided with this message and contact your IBM support center.

BIP5245

Message Translation Interface error. Empty message: message set <insert_3>; message <insert_4>; parent element <insert_5>; current element <insert_6>; function name <insert_2>; error code <insert_1>.

Severity

20 : Error

Explanation

Internal error. Message Translation Interface code.

Response

Record the full details provided with this message and contact your IBM support center.

BIP5246

Message Translation Interface error. Field Def mismatch: message set <insert_3>; message <insert_4>; parent element <insert_5>; current element <insert_6>; function name <insert_2>; error code <insert_1>.

Severity

20 : Error

Explanation

Internal error. Message Translation Interface code.

Response

Record the full details provided with this message and contact your IBM support center.

BIP5247

An index error has occurred in the Message Translation Interface:

Message set: <insert_3>3
Message: <insert_4>4
Parent element: <insert_5>5
Current element: <insert_6>6
Function name: <insert_2>2
Error code: <insert_1>1

Severity

20 : Error

Explanation

An internal error has occurred. This error is returned when a function that uses an index as a reference to an instance of an element or structure has been given an index value that is invalid.

Response

Check that you have a valid broker installation. If the problem persists contact your IBM support center.

BIP5248

Message Translation Interface. Initialization error: message set <insert_3>; message <insert_4>; parent element <insert_5>; current element <insert_6>; function name <insert_2>; error code <insert_1>.

Severity

20 : Error

Explanation

Internal Error. The Message Translation Interface failed to initialize correctly.

Response

Record the full details provided with this message and contact your IBM support center.

BIP5249

Message Translation Interface. Message parsing error: message set <insert_3>; message <insert_4>; parent element <insert_5>; current element <insert_6>; function name <insert_2>; error code <insert_1>.

Severity

20 : Error

Explanation

Internal Error. The Message Translation Interface function encountered a problem with the structure of a message stored in a bitstream.

Response

Record the full details provided with this message and contact your IBM support center.

BIP5250

Message Translation Interface error. Null pointer: message set <insert_3>; message <insert_4>; parent element <insert_5>; current element <insert_6>; function name <insert_2>; error code <insert_1>.

Severity

20 : Error

Explanation

Internal Error. This error code is returned by various Message Translation Interface functions when they are expecting one of their parameters not to be NULL.

Response

Record the full details provided with this message and contact your IBM support center.

BIP5251

Message Translation Interface error. Structure Def mismatch: message set <insert_3>; message <insert_4>; parent element <insert_5>; current element <insert_6>; function name <insert_2>; error code <insert_1>.

Severity

20 : Error

Explanation

Internal Message Translation Interface code.

Response

Record the full details provided with this message and contact your IBM support center.

BIP5252

Message Translation Interface. System error: message set <insert_3>; message <insert_4>; parent element <insert_5>; current element <insert_6>; function name <insert_2>; error code <insert_1>.

Severity

20 : Error

Explanation

This error code is returned if internal data structures used by the Message Translation Interface appear to have become corrupted by some system cause, as opposed to a software cause.

Response

Check that you have a valid broker installation. If the problem persists contact, your IBM support center.

BIP5253

Message Translation Interface. Trace error: message set <insert_3>; message <insert_4>; parent element <insert_5>; current element <insert_6>; function name <insert_2>; error code <insert_1>.

Severity

20 : Error

Explanation

This error code is returned when there is an error opening a trace file or stream.

Response

Check that you have a valid broker installation. If the problem persists, contact your IBM support center.

BIP5254

Message Translation Interface. Element is field: message set <insert_3>; message <insert_4>; parent element <insert_5>; current element <insert_6>; function name <insert_2>; error code <insert_1>.

Severity

20 : Error

Explanation

Internal Message Translation Interface code.

Response

Record the full details provided with this message and contact your IBM support center.

BIP5255

Message Translation Interface error. Duplicate Peer IDs: message set <insert_3>; message <insert_4>; parent element <insert_5>; current element <insert_6>; function name <insert_2>; error code

<insert_1>.

Severity

20 : Error

Explanation

This error is returned when the MTIPutMessageToBitstream and MTI GetMessageFromBitstream functions find that two 'peer' message elements have the same TAG.

Response

Check that you have a valid broker installation. If the problem persists, contact your IBM support center.

BIP5256

A bitstream error has occurred in the Message Translation Interface:

Message set: <insert_3>3

Message: <insert_4>4

Parent element: <insert_5>5

Current element: <insert_6>6

Function name: <insert_2>2

Error code: <insert_1>1

Severity

20 : Error

Explanation

A file-handling error has occurred when opening, closing, or manipulating a bit stream.

Response

Check that you have a valid broker installation. If the problem persists, contact your IBM support center.

BIP5257

Message Translation Interface error. Data out of bounds: message set <insert_3>; message <insert_4>; parent element <insert_5>; current element <insert_6>; function name <insert_2>; error code <insert_1>.

Severity

20 : Error

Explanation

This error occurs when encoding a predefined structure containing a character field with data that is too large for the character field.

Response

Check that you have a valid broker installation. If the problem persists, contact your IBM support center.

BIP5258

Message Translation Interface not initialized: message set <insert_3>; message <insert_4>; parent element <insert_5>; current element <insert_6>; function name <insert_2>; error code <insert_1>.

Severity

20 : Error

Explanation

This error occurs when a Message Translation Interface function is called before the Message Translation Interface function MTIInitialize has been successfully called.

Response

Record the full details provided with this message and contact your IBM support center.

BIP5259

Message Translation Interface error. Options warning: message set <insert_3>; message <insert_4>; parent element <insert_5>; current element <insert_6>; function name <insert_2>; error code <insert_1>.

Severity

20 : Error

Explanation

Message Translation Interface Options warning message.

Response

Record the full details provided with this message and contact your IBM support center.

BIP5260

Message Translation Interface error. Definition not found: message set <insert_3>; message <insert_4>; parent element <insert_5>; current element <insert_6>; function name <insert_2>; error code <insert_1>.

Severity

20 : Error

Explanation

The definition of a predefined element/attribute, complex type/group or message was not found in the Standard Message Dictionary.

Response

Check that you have a valid broker installation. If the problem persists, contact your IBM support center.

BIP5261

Message Translation Interface error. Element not found: message set <insert_3>; message <insert_4>; parent element <insert_5>; current element <insert_6>; function name <insert_2>; error code <insert_1>.

Severity

20 : Error

Explanation

A search for a message element did not find the element.

Response

Check that you have a valid broker installation. If the problem persists, contact your IBM support center.

BIP5262

Message Translation Interface error. CStruct not found: message set <insert_3>; message <insert_4>; parent element <insert_5>; current element <insert_6>; function name <insert_2>; error code <insert_1>.

Severity

20 : Error

Explanation

This error is returned when a CStruct can not be found in the Standard Message Dictionary.

Response

Check that you have a valid broker installation. If the problem persists, contact your IBM support center.

BIP5263

Message Translation Interface error. Status information not found: message set <insert_3>; message <insert_4>; parent element <insert_5>; current element <insert_6>; function name <insert_2>; error code <insert_1>.

Severity

20 : Error

Explanation

Message Translation Interface Status Information could not be found.

Response

Check that you have a valid broker installation. If the problem persists, contact your IBM support center.

BIP5264

Message Translation Interface error. NLS file not found: message set <insert_3>; message <insert_4>; parent element <insert_5>; current element <insert_6>; function name <insert_2>; error code <insert_1>.

Severity

20 : Error

Explanation

Returned by Message Translation Interface when NLS codepage file or DLL cannot be found or loaded.

Response

Check that you have a valid broker installation. If the problem persists, contact your IBM support center.

BIP5265

Message Translation Interface error. NLS incompatible version: message set <insert_3>; message <insert_4>; parent element <insert_5>; current element <insert_6>; function name <insert_2>; error code <insert_1>.

Severity

20 : Error

Explanation

Returned by Message Translation Interface when a NLS file is incompatible for use with the Message Translation Interface (SBCS Message Translation Interface with MBCS codepage,) or a calling program isn't using the correct version of the Message Translation Interface.

Response

Check that you have a valid broker installation. If the problem persists, contact your IBM support center.

BIP5266

Resource Manager error. Config File missing: message set <insert_3>; format identifier <insert_4>; function name <insert_2>; error code <insert_1>.

Severity

20 : Error

Explanation

An Internal Error occurred. The configuration file is missing for the Resource Manager.

Response

Record the full details provided with this message and contact your IBM support center.

BIP5267

Resource Manager. Config File error: message set <insert_3>; format identifier <insert_4>; function name <insert_2>; error code <insert_1>.

Severity

20 : Error

Explanation

Internal Error. Configuration file is malformed for the Resource Manager.

Response

Record the full details provided with this message and contact your IBM support center.

BIP5268

Resource Manager error. Mapping File missing: message set <insert_3>; format identifier <insert_4>; function name <insert_2>; error code <insert_1>.

Severity

20 : Error

Explanation

Internal error. The mapping file is missing for the Resource Manager.

Response

Record the full details provided with this message and contact your IBM support center.

BIP5269

Resource Manager error. Corrupt Mapping File: message set <insert_3>; format identifier <insert_4>; function name <insert_2>; error code <insert_1>.

Severity

20 : Error

Explanation

An internal error occurred in the Resource Manager as the mapping file is corrupted.

Response

Record the full details provided with this message and contact your IBM support center.

BIP5270

Resource Manager error. Buffer too small: message set <insert_3>; format identifier <insert_4>; function name <insert_2>; error code <insert_1>.

Severity

20 : Error

Explanation

Buffer parameter is too small.

Response

Check that you have a valid broker installation. If the problem persists, contact your IBM support center.

BIP5271

Resource Manager. File error: message set <insert_3>; format identifier <insert_4>; function name <insert_2>; error code <insert_1>.

Severity

20 : Error

Explanation

A general file I/O error occurred in the Resource Manager.

Response

Record the full details provided with this message and contact your IBM support center.

BIP5272

Resource Manager error. Duplicate resource: message set <insert_3>; format identifier <insert_4>; function name <insert_2>; error code <insert_1>.

Severity

20 : Error

Explanation

The Resource Manager attempted to add a resource into the mapping file when it already exists.

Response

Record the full details provided with this message and contact your IBM support center.

BIP5273

Resource Manager error. Resource not found: message set <insert_3>; format identifier <insert_4>; function name <insert_2>; error code <insert_1>.

Severity

20 : Error

Explanation

The Resource Manager requested a resource that was not found in the mapping file.

Response

Check that you have a valid broker installation. If the problem persists, contact your IBM support center.

BIP5274

Resource Manager error. Dependency exists: message set <insert_3>; format identifier <insert_4>; function name <insert_2>; error code <insert_1>.

Severity

20 : Error

Explanation

The Resource Manager tried to delete a resource on which a dependency exists.

Response

Check that you have a valid broker installation. If the problem persists, contact your IBM support center.

BIP5275

Resource Manager error. Resource in use: message set <insert_3>; format identifier <insert_4>; function name <insert_2>; error code <insert_1>.

Severity

20 : Error

Explanation

The resource is not present in the mapping file, but is still in use by the Resource Manager.

Response

Check that you have a valid broker installation. If the problem persists, contact your IBM support center.

BIP5277

Resource Manager error. Plug-in entry point not found: message set <insert_3>; format identifier <insert_4>; function name <insert_2>; error code <insert_1>.

Severity

20 : Error

Explanation

The Plug-in module does not contain a mandatory entry point.

Response

Check that you have a valid broker installation. If the problem persists, contact your IBM support center.

BIP5278

Resource Manager not initialized: message set <insert_3>; format identifier <insert_4>; function name <insert_2>; error code <insert_1>.

Severity

20 : Error

Explanation

The Resource Manager has not been initialized.

Response

Check that you have a valid broker installation. If the problem persists, contact your IBM support center.

BIP5279

Resource Manager error. Invalid DataSource: message set <insert_3>; format identifier <insert_4>; function name <insert_2>; error code <insert_1>.

Severity

20 : Error

Explanation

The Resource Manager cannot find an ODBC DataSource or a Flat File.

Response

Check that you have a valid broker installation. If the problem persists, contact your IBM support center.

BIP5280

Message Translation Interface error. Unknown Error.

Severity

20 : Error

Explanation

An Unhandled Internal Error has occurred in the Message Translation Interface.

Response

Record the full details of the activity that was in progress and contact your IBM support center.

BIP5281

An error occurred during conversion from text to binary, caused by an invalid buffer:

Message set: <insert_1>1

Resource type: <insert_2>2

Resource name: <insert_3>3

Severity

20 : Error

Explanation

An invalid buffer has been passed for conversion from text to binary data during the deployment process.

Response

Check that you are using a valid message set and message flow. Ensure that you have a valid broker installation and redeploy to the broker. If the problem persists, contact your IBM support center.

BIP5282

Invalid children elements of structure element found.

Severity

20 : Error

Explanation

A child element was found under a structure which is not a valid child for this structure.

Response

Check that you have packaged the message correctly and set the correct message properties then resubmit the message.

BIP5283

Invalid repeating field within complex element <insert_1>.

Severity

20 : Error

Explanation

A repeating element was detected within a complex element, <insert_1>. The repeating element was either not defined as repeating or was incorrectly encoded in the physical message. For example there may be another element between the instances of the repeating elements.

Response

Check that you have packaged the message correctly and set the correct message properties then resubmit the message.

BIP5284

Message Translation Interface error. Invalid element handle: message set <insert_3>; message <insert_4>; parent element <insert_5>; current element <insert_6>; function name <insert_2>; error code <insert_1>.

Severity

20 : Error

Explanation

This error code is returned if the value in an element handle parameter passed into one of the Message Translation Interface functions is not a known handle or does not refer to a message element.

Response

Check that you have a valid broker installation. If the problem persists, contact your IBM support center.

BIP5285

Parsing errors have occurred.
Message set name: <insert_1>1
Message format: <insert_3>3
Message type path: <insert_4>4

Severity

20 : Error

Response

Review other error messages to find the cause of the errors.

BIP5286

Writing errors have occurred.
Message set name: <insert_1>1
Message format: <insert_3>3
Message type path: <insert_4>4

Severity

20 : Error

Response

Review other error messages to find the cause of the errors.

BIP5287

Message Translation Interface error. Offset greater than message length: message set <insert_1>; message <insert_2>.

Severity

20 : Error

Explanation

The message received is invalid because the offset of an element in the message is greater than Message length.

Response

Record the full details provided with this message and contact your IBM support center.

BIP5288

An MRM parsing error has occurred. The bit stream of the message being parsed by the MRM parser is larger than expected for a message of this type.
Number of bytes parsed: <insert_1>1
Actual length of message: <insert_2>2

Severity

20 : Error

Explanation

When parsing the instance message according to the message model, the parser reached the end of the message definition before it reached the end of the bit stream. Either the message bit stream has been

incorrectly constructed, or the message model is incorrect.

Response

Ensure that the message bit stream is correctly formed.

Ensure that the message properties (name, physical format, message set) are correct.

Ensure that the message model for this message type is correct. In particular, check that the element lengths and number of repeats are correct. You should find the message set and message type quoted in other error messages.

If this is a TDS message, enable user trace (debug level) and parse the message. In the trace file check the messages issued by the TDS parser to find the problem.

BIP5289

Message Translation Interface error. Message Set ID too large for buffer: message set <insert_3> (size <insert_2>); buffer size <insert_1>.

Severity

20 : Error

Explanation

The Message Set ID <insert_3> exceeds the length of the internal buffer used to store the Id. Current buffer size is <insert_1>. The Message Set Id size is <insert_2>

Response

Check that you have a valid Message Set identifier and that the length does not exceed the current buffer size allowed to store it.

BIP5290

Invalid value for physical data type in Custom Wire Format: message set <insert_3>; message <insert_4>; parent element <insert_5>; current element <insert_6>; function name <insert_2>; error code <insert_1>.

Severity

20 : Error

Explanation

Examined the physical type of an element. The value of the field to be written out is negative and the physical datatype for the output is unsigned.

Response

Check that you have a valid physical type associated with this field in the Custom Wire Format characteristics or that the logic of the message flow is correct.

BIP5291

The field <insert_1> in message <insert_2> has a repeat count defined in the dictionary of <insert_3>. The actual number of repeats is <insert_4>.

Severity

20 : Error

Explanation

Examined the repeat count of an element. The number of field repeats to be written out does not match the value defined in the dictionary.

Response

Check that you have the correct number of repeats for this field in the Custom Wire Format characteristics or that the number of the repeats for this element in the message flow is correct.

BIP5292

Custom Wire Format error: Expected element not found: message set <insert_3>; message <insert_4>; parent element <insert_5>; current element <insert_6>; function name <insert_2>; error code <insert_1>.

Severity

20 : Error

Explanation

While mapping a physical data type to a logical type an expected element was not found.

Response

Check that the current element given above is in the incoming message.

BIP5293

The Dictionary is not compatible with this Parser.

Severity

20 : Error

Explanation

The dictionary for this message set is not compatible with this version of the parser.

Response

The message set makes use of functionality not supported by the broker to which it was deployed. Please refer to the details provided when adding the message set to your broker archive file and/or consider upgrading your broker.

BIP5294

The MRM bitstream worker associated with message format <insert_4> of message set <insert_3> is not valid.

Severity

20 : Error

Explanation

The required bitstream worker (MRM parser) for message set/message format pair (<insert_3>, <insert_4>) is not valid. Although the bit stream worker library has been successfully loaded, it is not valid for the requested message format. It is possible that your installation is incomplete or has been corrupted.

Response

The bitstream workers are loaded when the message broker starts an execution group (DataFlowEngine instance).

Check the application event viewer (or system log) for error messages when the broker is started or when a message set is deployed to the broker.

Check that the appropriate bitstream worker library file (dll or shared object) exists in the correct directory and that any library paths are valid. On a Windows platform these library files should be located in the <Install Dir>\bin directory. On all other platforms the files should be located in the <Install Dir>/lib directory.

The following list identifies the relationship between an MRM parser and the required library files:

Custom Wire Format (CWF) : 'bipcwfworker.wrk' or 'bipcwfworker64.wrk'

Tagged/Delimited Format (TDS) : 'biptdsworker.wrk' or 'biptdsworker64.wrk'

MRM XML Format : 'bipxmlworker.wrk' or 'bipxmlworker64.wrk'

If the problem cannot be resolved it is recommended that you reinstall the product.

BIP5295

Resource Manager: Environment variable missing or invalid.

Severity

20 : Error

Explanation

A required environment variable is missing or has an invalid value.

Response

Record the full details provided with this message and contact your IBM support center.

BIP5296

Resource Manager: File name generation failed.

Severity

20 : Error

Explanation

A system error occurred during generation of a new file name for a resource.

Response

Record the full details provided with this message and contact your IBM support center.

BIP5297

Resource Manager: Directory creation failed.

Severity

20 : Error

Explanation

A system error occurred during creation of a resource directory.

Response

Record the full details provided with this message and contact your IBM support center.

BIP5298

Resource Manager: An XML parsing error occurred.

Severity

20 : Error

Explanation

An XML parsing error occurred, probably during the processing of deploy data that is used for the registration of multiple related resources. This probably means that the deploy data is not valid.

Response

This error message is thrown in the Resource Manager's `rmDeploy()` method. Attempt to deploy a simple message set initially to see whether there is a problem with the user's configuration. Verify that all components are compatible (versioning).

BIP5299

Resource Manager: Deploy file cannot be found.

Severity

20 : Error

Explanation

The file containing deploy data, used for registering multiple related resources, could not be found. The

specified deploy file does not exist.

Response

Record the full details provided with this message and contact your IBM support center.

BIP5301

Resource Manager: An error occurred during map info initialization.

Severity

20 : Error

Explanation

A mapping information object cannot be initialized properly from the database. The cause of the error can be failure to allocate memory.

Response

Examine memory usage and free up the required resources.

BIP5302

Resource Manager: An error occurred during cache info initialization.

Severity

20 : Error

Explanation

This error is currently not used.

Response

Record the full details provided with this message and contact your IBM support center.

BIP5303

Resource Manager: Bitstream worker manager initialization error.

Severity

20 : Error

Explanation

A Bitstream Worker Manager could not be created. This is caused by memory allocation failure.

Response

Examine memory usage and increase memory available to the broker.

BIP5304

A runtime dictionary resource for message set <insert_3> cannot be found.
The list of known message sets is: <insert_4>4

Severity

20 : Error

Explanation

A runtime dictionary resource for a message set was requested by the broker, but the resource could not be found as it is not registered to this execution group. This means that the message set was not deployed, or was not deployed properly, to the execution group.

Response

Check that the dictionary identifier (e.g. DLPLT0807A001) or dictionary name (shown in the Message

Brokers Toolkit for the message set) is the same as that specified in the message instance or input node of the message flow. Verify that the correct message set is associated with the execution group, and redeploy.

BIP5305

Resource manager: Dictionary initialization error for message set <insert_3>

Severity

20 : Error

Explanation

The creation of an object to hold standard dictionary information or physical format descriptor information failed: message set ID: <insert_3>. The cause is probably memory allocation failure.

Response

Examine memory usage and increase the memory available to the broker. Stop and restart the broker, then redeploy this message set. If the problem persists, contact your IBM support center.

BIP5306

Resource manager: Bitstream worker initialization error, for format <insert_3>.

Severity

20 : Error

Explanation

The creation of a bitstream worker object failed: format name: <insert_3>. The resource manager was unable to find the requested worker in the cache, and subsequently was unable to load it into the cache. This might be caused by a memory allocation failure. It could also be caused by a corrupt worker file (dll or shared object file with the extension .wrk), or the requested file might not be available.

Response

Examine memory usage and increase memory available to the broker. Check that the appropriate bitstream worker file (dll or shared object) exists in the correct directory. .wrk files reside in the <install dir>\bin directory on Windows, and in <install dir>/lib on other platforms.

The following list identifies the relationship between an MRM parser and the required library files :

Custom Wire Format (CWF) : 'bipcwfworker.wrk' or 'bipcwfworker64.wrk'

Tagged/Delimited Format (TDS) : 'biptdsworker.wrk' or 'biptdsworker64.wrk'

MRM XML Format : 'bipxmlworker.wrk' or 'bipxmlworker64.wrk'

If the problem cannot be resolved it is recommended that you reinstall the product.

BIP5307

Resource Manager: Unexpected null pointer.

Severity

20 : Error

Explanation

This is an internal program error that occurs when an unexpected null pointer is passed to a function.

Response

Record the full details provided with this message and contact your IBM support center. Trace files will help identify where the error is occurring.

BIP5308

Resource Manager: No workers installed.

Severity

20 : Error

Explanation

This error is currently not used.

Response

Record the full details provided with this message and contact your IBM support center.

BIP5309

Resource Manager: Invalid bitstream worker: message set id <insert_1>, wire format descriptor id <insert_2>.

Severity

20 : Error

Explanation

The bitstream worker library specified for message set id/wire format descriptor pair (<insert_1>, <insert_2>) is not a valid bitstream worker library. The file that was loaded failed to provide the Resource manager with required information regarding its factory class, the number of formats and the formats it supports and their level.

Response

Check that all the worker files (indicated by the extension *.wrk e.g. bipxmlworker.wrk) located in the worker load directory are in fact workers and that the files have not been corrupted. E.g. On Windows workers are loaded from the <MQSI dir>\bin directory. Other platforms use the <MQSI dir>/lib directory. Check for other error messages that may indicate which file is causing the problem.

BIP5310

Resource Manager: Memory allocation error.

Severity

20 : Error

Explanation

Memory allocation failed.

Response

Free up some memory in the system before continuing.

BIP5311

Resource Manager: Null format name for wire format descriptor <insert_2>.

Severity

20 : Error

Explanation

This is an internal program error that occurs when the format name associated with a wire format descriptor resource is null. Wire format descriptor: <insert_2>.

Response

Trace files may indicate the source of the error. Record the full details provided with this message and contact your IBM support center.

BIP5312

Resource Manager: Caching error.

Severity

20 : Error

Explanation

This is an internal program error that occurs if a cache entry is invalid.

Response

Record the full details provided with this message and contact your IBM support center. Trace files may be required to help identify the sequence of calls.

BIP5313

Message format <insert_4> is not defined for message set <insert_3>.

Severity

20 : Error

Explanation

The broker received a message for processing within the MRM domain. However, the message cannot be processed because the message format specified in the physical format identifier <insert_4> has not been defined for message set <insert_3>. The message format describes the physical representation of the message, and you can specify this format either in the properties on an input node, or dynamically within an MQRFH2 message header.

Response

If the physical format identifier was intended to identify a message format, take one or more of the following actions:

- 1) Check that the message format has been specified correctly on the MQInput node, or within the MQRFH2 header.
 - 2) Check that the correct message set has been specified on the MQInput node, or within the MQRFH2 header
 - 3) Add the appropriate physical format information to your message set, and redeploy your message set.
 - 4) Ensure that your message set has been correctly deployed.
-

BIP5314

Resource manager: Descriptor initialization error for message set ID: <insert_3>.

Severity

20 : Error

Explanation

The creation of an object to hold physical format descriptor information failed: message set ID: <insert_3>. The cause is probably a memory allocation failure.

Response

Examine the memory usage and increase the memory available to the broker. Stop and restart the broker, then redeploy this message set. If the problem persists, contact your IBM support center.

BIP5315

Resource Manager: No transaction started.

Severity

20 : Error

Explanation

This is an internal program error which occurs if an attempt is made to end or cancel a transaction even though no transaction has been started.

Response

Try to restart the broker service and retry the operation. If this fails stop the broker and the database services and restart both. Examine both system logs and database logs for errors.

BIP5316

A library error occurred during loading of the MRM bitstream worker <insert_2>.

Severity

20 : Error

Explanation

The message broker has attempted to load the <insert_2> bitstream worker. However, this attempt was unsuccessful.

The bitstream worker libraries are used by the MRM domain to process messages with a particular physical representation. The following list identifies the relationship between an MRM parser and the required library files:

Custom Wire Format (CWF) : 'bipcwfworker.wrk' or 'bipcwfworker64.wrk'

Tagged/Delimited Format (TDS) : 'biptdsworker.wrk' or 'biptdsworker64.wrk'

MRM XML Format : 'bipxmlworker.wrk' or 'bipxmlworker64.wrk'

Attempts to process messages with the physical format identified above will not be successful until this problem is resolved.

Response

The bitstream workers are loaded when the message broker starts an execution group (DataFlowEngine instance).

Check that the <insert_2> bitstream worker library (dll or shared object) exists in the correct directory. On a Windows platform the library files should be located in the <Install Dir>\bin directory. On all other platforms the files should be located in the <Install Dir>/lib directory.

Check the application event viewer (or system log) for error messages when the broker is started or when a message set is deployed to the broker.

Also check that the user ID under which the broker is executing has sufficient privileges to load the file.

BIP5317

Resource Manager: Bitstream worker API error.

Severity

20 : Error

Explanation

This is an internal error produced by a call to one of the functions of the bitstream worker API.

Response

Check that the bitstream worker file has not been corrupted. Check System logs for errors.

BIP5318

Resource manager has detected a message dictionary ID mismatch for message set ID: <insert_3>, physical format descriptor ID: <insert_4>.

Severity

20 : Error

Explanation

There has been an attempt to register a resource with a message set ID that does not match the message set ID specified within the resource.

Message set ID: <insert_3>

Physical format descriptor ID: <insert_4>.

Response

Stop the broker and delete any pending messages from the system queues on the broker's queue manager in WebSphere MQ Explorer. Retry the operation and examine the system logs for any errors. Check to see if any other errors are being generated. Finally, record the full details provided with this message and contact your IBM support center.

BIP5319

Resource Manager: Already Initialized.

Severity

20 : Error

Explanation

This is an internal program error which occurs when an attempt is made at initializing the Resource Manager more than once. The initialization occurs in the `rmInitialise()` method in the `MtiIbmParser` factory class constructor.

Response

Trace files for the Execution group should be collected. Record the full details provided with this message and contact your IBM support center.

BIP5320

Resource Manager: Incorrect count.

Severity

20 : Error

Explanation

Internal program error - a Resource Manager function has been called with an incorrect parameter value.

Response

Stop and restart the broker and redeploy the resource. Retry the operation. If it still fails record the full details provided with this message and contact your IBM support center.

BIP5321

Resource Manager: Database Error. Either the database or WBIMB are wrongly configured, or there is an internal program error.

Severity

20 : Error

Explanation

A database error has occurred.

Response

Verify that userids and passwords used are valid (attempt to connect via an SQL prompt).

Stop and restart the database. Retry the operation.

Examine the database logs and if possible turn on database tracing.

If possible, use an ODBC tracing tool.

Make sure that the database and WBIMB are properly installed.

If the problem persists, record the full details provided with this message and contact your IBM support center.

BIP5322

Dictionary Info Error.

Severity

20 : Error

Explanation

Unable to set the Dictionary Info object in the setDictionaryInfo() call.

Response

Review further error messages for an indication to the cause of the errors.

BIP5323

Dictionary Iterator Error has occurred.

Severity

20 : Error

Explanation

Unable to set context from the tag supplied in the setContextFromTag() call.

Response

Verify that the message type belongs to the Dictionary that was loaded. Review further error messages for an indication to the cause of the errors.

BIP5324

Error occurred during FI parser Event.

Severity

20 : Error

Explanation

Unable to allocate a worker info object. This is probably because of memory problems in the system.

Response

Examine the systems memory usage and allocate additional memory. Retry the operation. If the problem persists contact support.

BIP5325

A message dictionary error has occurred. Dictionary <insert_3> has not been initialized in function <insert_2>.

Severity

20 : Error

Explanation

Standard dictionary error: The function <insert_2> was called before the dictionary <insert_3> was initialized. This is an internal error.

Response

Redeploy the dictionary and verify that no errors were reported. Ensure that the dictionary that is deployed is the dictionary specified in the input message (or input node on the message flow). Review further error messages for an indication of what caused the errors.

BIP5326

A message dictionary error has occurred. An invalid member ID was passed to function <insert_2> when it was processing element <insert_4> of dictionary <insert_3>.

Severity

20 : Error

Explanation

Standard dictionary error: The function <insert_2> has received an invalid member ID when it was processing the element <insert_4> in the dictionary <insert_3>. This can be an internal error, or there might be a problem with the dictionary.

Response

Redeploy the message dictionary and verify that no errors were reported. Ensure that the dictionary that is deployed is the dictionary specified in the input message (or input node on the message flow). Review further error messages for an indication of what caused the errors.

BIP5327

A message dictionary error has occurred. A negative index was passed to function <insert_2> for dictionary <insert_3>.

Severity

20 : Error

Explanation

Standard dictionary error: The function <insert_2> was passed a negative index for the dictionary <insert_3>. This might be an internal error, or there might be a problem with the dictionary.

Response

Redeploy the message dictionary and verify that no errors were reported. Ensure that the dictionary that is deployed is the dictionary specified in the input message (or input node on the message flow). Review further error messages for an indication of what caused the errors.

BIP5328

A message dictionary error has occurred. An invalid index was passed to function <insert_2> when it was processing dictionary <insert_3>.

Severity

20 : Error

Explanation

Standard dictionary error: The function <insert_2> was passed an invalid index when it was processing the dictionary <insert_3>. This might be an internal error, or there might be a problem with the dictionary.

Response

Redeploy the message dictionary and verify that no errors were reported. Ensure that the dictionary that is deployed is the dictionary specified in the input message (or input node on the message flow). Review further error messages for an indication of what caused the errors.

BIP5329

A message dictionary error has occurred. While processing dictionary <insert_3>, function <insert_2> was passed an out-of-range index.

Severity

20 : Error

Explanation

Standard dictionary error: While processing the dictionary <insert_3> the function <insert_2> was passed an index that was greater than the recorded number of rows for an internal structure. This might be an internal error, or there might be a problem with the dictionary.

Response

Redeploy the message dictionary and verify that no errors were reported. Ensure that the dictionary that

is deployed is the dictionary specified in the input message (or input node on the message flow). Review further error messages for an indication of what caused the errors.

BIP5330

A message dictionary error has occurred. Tag <insert_4> was not found when function <insert_2> was processing dictionary <insert_3>.

Severity

20 : Error

Explanation

MtiImbParser: Standard dictionary error: A definition was not found. The function <insert_2> was unable to find the tag <insert_4> in the dictionary <insert_3>. This might be an internal error, or there might be a problem with the dictionary.

Response

Redeploy the message dictionary and verify that no errors were reported. If the message type is included in the input message verify that it is a member of the message set specified. Verify that the message instance corresponds to the dictionary specified. Review further error messages for an indication of what caused the errors.

BIP5331

A message dictionary error has occurred. An invalid tag name <insert_4> was found for dictionary <insert_3> in function <insert_2>.

Severity

20 : Error

Explanation

Standard dictionary error: Function <insert_2> did not find the tag, alias, or type <insert_4> in the dictionary <insert_3>. Tags must not be zero length, and tags, types, and aliases must not exceed 255 characters in length. This might be an internal error, or might indicate a problem with the dictionary.

Response

Verify that items such as message type (possibly embedded in the message itself) do not exceed 255 characters. Examine other tags that might exceed this value and reduce to the required length. Review further error messages for an indication of what caused the errors. Redeploy the message dictionary.

BIP5332

While the message was being mapped to the logical model an error occurred in function <insert_1>, for dictionary <insert_2>; element <insert_3>.

Severity

20 : Error

Explanation

Standard dictionary iterator error: The function <insert_1> reported an error when processing the dictionary <insert_2>; the element was <insert_3>.

Response

Redeploy the message set containing this dictionary and verify that no errors were reported. Ensure that the dictionary that is deployed is the dictionary specified in the input message (or input node on the message flow). Review further error messages for an indication of what caused the errors.

BIP5333

A message dictionary error has occurred. A row count error occurred in function <insert_2> for

dictionary <insert_3>.

Severity

20 : Error

Explanation

Standard dictionary error: The function <insert_2> reported a row count error when processing the dictionary <insert_3>. This might be an internal error, or there might be a problem with the dictionary.

Response

Redeploy the message dictionary, and verify that no errors were reported. Ensure that the dictionary that is deployed is the dictionary specified in the input message (or input node on the message flow). Review further error messages for an indication of what caused the errors.

BIP5334

A message dictionary error has occurred. A null property format error occurred in function <insert_2> while it was processing dictionary <insert_3>.

Severity

20 : Error

Explanation

Standard dictionary error: The function <insert_2> reported a null property format error when it was processing the message dictionary <insert_3>. This might be an internal error, or there might be a problem with the dictionary.

Response

Redeploy the message dictionary and verify that no errors were reported. Ensure that the dictionary that is deployed is the dictionary specified in the input message (or input node on the message flow). Review further error messages for an indication of what caused the errors.

BIP5335

A message dictionary error has occurred. A null property name error occurred in function <insert_2> while it was processing dictionary <insert_3>.

Severity

20 : Error

Explanation

Standard dictionary error: The function <insert_2> reported a null property name error while it was processing the message dictionary <insert_3>. This might be an internal error, or there might be a problem with the dictionary.

Response

Redeploy the message dictionary and verify that no errors were reported. Ensure that the dictionary that is deployed is the dictionary specified in the input message (or input node on the message flow). Review further error messages for an indication of what caused the errors.

BIP5336

A message dictionary error has occurred. A parse error occurred in function <insert_2> while it was processing dictionary <insert_3>.

Severity

20 : Error

Explanation

Standard dictionary error: The function <insert_2> reported a parse error while it was processing the dictionary <insert_3>. This might be an internal error, or there might be a problem with the dictionary.

Response

Redeploy the message dictionary and verify that no errors were reported. Ensure that the dictionary that is deployed is the dictionary specified in the input message (or input node on the message flow). Review further error messages for an indication of what caused the errors.

BIP5337

An error was found during message parsing. Message identifier <insert_1> differs from expected identifier <insert_2>.

Severity

20 : Error

Explanation

The message identifier in the bit stream (<insert_1>) differs from the expected message identifier (<insert_2>).

Response

The body of the input message contains a message identifier (for example, the outermost tag of an XML message). The message identifier has also been specified in a header (for example, an MQRFH2 header) or in the properties of an input node. The two identifiers do not match. Fix the problem and resend the message.

BIP5338

A Dictionary Iterator Error has occurred during writing.

Severity

20 : Error

Explanation

DI Handler Error: Unable to spawn a new MtlmbDictionaryIterator object. This can occur if no Dictionary was specified or if there was insufficient memory to allocate a new Dictionary iterator object.

Response

Examine memory usage on the system and free up the required resources if necessary. Examine the message flow, if the input node does not require/specify a dictionary and it is not contained in the message instance (e.g. self defining XML) but the output format requires member ids e.g. CWF. Change the message flow, or specify the Dictionary in the instance if this is the case. Review further error messages for an indication to the cause of the errors.

BIP5339

There is a mismatch between the message tree and the logical definition. This occurred when element <insert_3> in message set <insert_2> was being written.

Severity

20 : Error

Explanation

While the message was being written, the message tree did not match the logical structure of the message. The problem was encountered while element <insert_3> in message set <insert_2> was being written.

Response

This problem is usually caused by a badly-structured input message. It can also be caused by a badly-structured output message tree. Check that the structure of the input message matches the logical structure of the message definition. Check that elements defined as simple elements do not have child elements. If necessary, check that elements occur in the correct sequence, and with the correct number of repeats. If you have modified the message set or message type property in your message flow, check that these are correct.

BIP5340

A Dictionary Iterator Error has occurred during writing.

Severity

20 : Error

Explanation

DI Handler Error: Unable to Retrieve member id. The getMemberId() method will throw this error if it receives a NULL dictionary iterator pointer. In this case it is an internal error. It can also be caused if the member id returned by the dictionary iterator is < 1.

Response

Verify that the dictionary was deployed without error. Attempt to redeploy the Dictionary. Review further error messages for an indication to the cause of the errors. Obtain function level traces and contact support.

BIP5341

An IMB syntax node Type Error has occurred during writing.

Severity

20 : Error

Explanation

MtiImbSyntax Error: Unknown or Invalid Type found in IMB Tree. A call to getData() on a MtiImbSyntaxElement has found a type associated with an ImbValue which it cannot handle. This is an internal error.

Response

Gather trace logs and contact support detailing what operations were performed. Examine any ESQL to see what type of manipulation occurred on elements. Review further error messages for an indication to the cause of the errors.

BIP5342

An IMB syntax node Category Error has occurred during writing.

Severity

20 : Error

Explanation

MTIIMBSyntax Error: An Unknown or Invalid Category was associated with a node in the IMB Tree. This is an internal error.

Response

Contact support, providing trace files and details of the operations performed. The structure of the input message will be important. Review further error messages for an indication to the cause of the errors.

BIP5343

No physical format descriptor was found when a message in message set <insert_1> was being processed.

Severity

20 : Error

Explanation

The physical format name determines the parser or writer that is used to process a message. The message properties do not specify a physical format, and the message set (<insert_1>) does not

provide a default format. Therefore, the message cannot be parsed or written.

Response

Ensure that a physical format is supplied. You can specify the physical format name in the 'format' field of the MQRFH2 header, in the input node properties, or in the 'Default Wire Format' property of the message set.

Specify the format by setting one of these properties, and redeploy. Check that the message set was deployed successfully.

BIP5344

Custom Wire Format output: There is a mismatch between the logical definition and the message tree.

Message: <insert_1>1

Element: <insert_2>2

Severity

20 : Error

Explanation

The CWF writer has been given a message tree that does not match the logical message definition.

The elements may have been added to the message tree in the wrong order - elements in the tree must be in the same order as the message definition.

There may be elements missing from the message tree. All elements are compulsory when writing a CWF message. Each element must be present in the tree, unless a default value is defined for that element.

The message type or message set may be incorrect.

Response

If the output message was assembled in a Compute node, check that the elements were added to the message in the order specified in the logical message definition.

Check that the output message contains all the elements in the logical message definition (perhaps you need to copy the entire input message to the output tree before modifying it).

Check that the output message has the correct message set and message type properties.

Check that the output message does not contain self-defining elements (elements not included in the message definition).

Check that any missing elements have default values defined.

Collect debug-level user trace, which contains information on how the message tree is being matched with the message definition.

BIP5345

CWF Worker: The tree contains an illegal choice element.

Message name: <insert_1>

Element name: <insert_2>

Severity

20 : Error

Explanation

The CWF worker cannot handle certain types of elements (those for which the length depends on the actual value of the message) within a 'choice' element. This error indicates that the CWF Worker has encountered such elements and cannot proceed with parsing or writing.

Response

Redesign the message in question so that its 'choice' elements do not contain length/repeat references or the illegal physical types (null, null terminated string, length encoded string 1 and length encoded string 2) or use a different wire format.

BIP5346

CWF Worker: The following internal error occurred: <insert_1>

Data: <insert_2>, <insert_3>, <insert_4>, <insert_5>, <insert_6>6

Severity

20 : Error

Explanation

An internal error occurred in the CWF Worker.

Response

Record the full details provided with this message and contact your IBM support center.

BIP5347

MtiImbParser2: RM has thrown an unknown exception.

Severity

20 : Error

Explanation

Returned by the RM when an unknown exception is thrown. This is an internal error.

Response

Shutdown and restart the message broker. If the problem continues to occur, then restart the system. If the problem still continues to occur contact your IBM support center providing system trace files where possible.

BIP5348

MtiImbParser: Failed to load all the required resources.

Severity

20 : Error

Explanation

The MtiImbParser failed in the function loadParserResources() which loads all the resources before a parse can commence.

Response

Check previous errors to indicate which resource failed to load. Ensure the resource is available to the parser. If the problem can be replicated record details of the error and contact support.

BIP5349

No Physical Format layer with Wire Format Identifier <insert_1> in message set.
Each Physical Format layer in a message set is identified by a Wire Format Identifier (WFI).
The <insert_1> parser or writer could not find any Physical Format with the specified WFI in this message set.

Severity

20 : Error

Explanation

Wire Format Identifiers identify the physical format information for an MRM Message Set. They are created and stored in a database when the Message Set is deployed. A WFI for Wire Format <insert_1> could not be found in the database, which means that the Message Set identifier specified for the message does not match any physical format layer in the message set.
See previous messages for details of the Message Set and Wire Format Identifier

Response

Check that the Message Set Identifier specified for the message is correct. Check that the message set contains a physical format layer with a WFI of <insert_1>. Check that the message set deployed successfully.

BIP5350

There was a Custom Wire Format error when writing the message <insert_3>. The error occurred during or after the writing of element <insert_4>.

Severity

20 : Error

Response

Check that the message has been built correctly and conforms to the MRM model. Review other error messages for more details.

BIP5351

An unexpected message definition has been found in the message bitstream. Message type <insert_3> was not found in message type path <insert_2>, for message set <insert_1>.

Severity

20 : Error

Explanation

An attempt was made to parse an embedded message of message type <insert_3>, as part of a multipart message using a message type path. However, the message type <insert_3> could not be located in the message type path specified, <insert_2>. Additional information: Message set <insert_1>.

Response

Ensure that the correct message set has been loaded for the message being parsed. Check the message set property 'Message Type Prefix', and the message type path specified on the message being processed. Ensure that the message conforms to the specified structure. If the problem still occurs, record the full details provided with this message and contact your IBM support center.

BIP5352

While a multipart message was being processed, an embedded message was received that was out of the specified order. The specified message type path <insert_2> does not match the actual message type path of the logical tree <insert_3>. The message set is <insert_1>.

Severity

20 : Error

Explanation

An attempt was made to add a parsed message in the wrong position according to the message type path. The message type path in the tree, <insert_3>, was compared with the specified message type path <insert_2>. Additional information: Message set <insert_1>.

Response

Ensure that the correct message set has been loaded for the message being parsed. Check the message set property 'Message Type Prefix', and the message type path specified on the message being processed. Ensure that the message conforms to the specified structure. If the problem still occurs, record the full details provided with this message and contact your IBM support center.

BIP5353

A mismatch between the message type prefix <insert_2> and the message type path <insert_3> has occurred, for a message in message set <insert_1>.

Severity

20 : Error

Explanation

The message type prefix, <insert_2>, specified for message set <insert_1>, was incompatible with the specified message type path, <insert_3>.

Response

This error is most commonly caused by specifying the message type path as an absolute path (prefixed with '/'), while also having a different message type prefix specified for the message set.

Ensure that the correct message set has been deployed for the message being parsed.

If the message set property 'Message Type Prefix' is specified, and the message is using an absolute message type path, ensure that they match.

Make sure the message conforms to the structure specified by the message type path.

If the problem still occurs, record the full details provided with this message and contact your IBM support center.

BIP5354

MTI internal error: diagnostic information <insert_1>.

Severity

20 : Error

Explanation

An internal software error has occurred in the Message Translation Interface Parser. The diagnostic information associated with this message is: <insert_1>.

Response

Shutdown and restart the message broker. If the problem continues to occur, then restart the system. If the problem still continues to occur contact your IBM support center.

BIP5355

Choice not resolved and output properties are not compatible: Message Set <insert_1>, Message Format <insert_2>, Message Type Path <insert_3>, Parent Element <insert_4>.

Severity

20 : Error

Explanation

An unresolved choice was present in the message tree when the output properties are not compatible. For a choice to be written to the output without being resolved, the Message Set, Message Format, Message Type Path, CCSID and Encoding of the message being written must all be the same as that in the parsed message.

Response

Ensure that all the properties are compatible or that all choices are resolved.

BIP5356

An error has occurred while a multipart message was being written. Element <insert_2> cannot have an embedded message <insert_1>, for message set <insert_3>.

Severity

20 : Error

Explanation

An error occurred when an attempt was being made to match an embedded message with the logical model. The embedded message <insert_1> is not allowed as a child of <insert_2>. The message set was <insert_3>.

Response

Ensure that the model allows a message in the position that <insert_1> was found. This error can also be caused by having more than one message as a child of an element with type composition message. Make sure such elements only have a single message as a child.

BIP5357

The message type path <insert_3> is incompatible with message type prefix <insert_2>, in message set <insert_1>.

Severity

20 : Error

Explanation

The error may have occurred because there is a message type prefix specified in message set <insert_1> but the message type path is relative (does not start with the '/' character) instead of absolute.

Response

Check that the message type prefix combined with the message type path resolves to a valid complete message type path. Make sure that there is correct use of a leading '/' character for absolute paths.

BIP5358

Multiple levels of unresolved embedded messages are not supported.

Severity

20 : Error

Explanation

There is currently no support for embedded messages with unresolved identity embedded in another message with an unresolved identity.

Response

An unresolved embedded message is a message that is contained in another message and whose identity is established by ESQL statements only. The current implementation supports only one level of unresolved embedded messages.

BIP5359

Input Message is only partially parsed.

Severity

20 : Error

Explanation

The input message is only partially processed. This may be due to the presence of one or more unresolved embedded messages that have not been explicitly referred to in the ESQL contained in a compute node. This may cause a failure when some workers attempt to write the message.

Response

An unresolved embedded message is a message that is contained in another message and whose identity is established by ESQL statements only. Please ensure that all unresolved embedded messages in the input message are referred to explicitly, i.e. named, in the ESQL code.

BIP5360

The writing of NULL binary data is not supported in the Custom Wire Format physical format.

Message set: <insert_1>1

Message type: <insert_2>2

Element ID: <insert_3>3

Severity

20 : Error

Explanation

When message <insert_2> was being written, binary element <insert_3> had a NULL value. The CWF physical format does not support special representation of NULL values for binary items.

Response

Update the message flow to ensure that element <insert_3> does not have a NULL value, or alter the message definition.

BIP5361

Message validation error. The value <insert_2> for element <insert_1> in the message is not valid. The value is less than the minimum inclusive value <insert_3>.

Severity

20 : Error

Explanation

The value for the element in the message is less than the minimum inclusive value specified for the element.

Response

Modify the message set or message flow and redeploy to the broker, or modify the input message and resubmit to the broker.
See the following messages for more details.

BIP5362

Message validation error. The value <insert_2> for element <insert_1> in the message is not valid. The value is greater than the maximum inclusive value <insert_3>.

Severity

20 : Error

Explanation

The value for the element in the message is greater than the maximum inclusive value specified for the element.

Response

Modify the message set or message flow and redeploy to the broker, or modify the input message and resubmit to the broker.
See the following messages for more details.

BIP5363

Message Validation failure. Invalid value for element <insert_1>.
The value <insert_2> is shorter than the minimum length <insert_3>.

Severity

20 : Error

Explanation

The value for the element in the message is shorter than the minimum length specified for the element.

Response

Modify the message set or messageflow and redeploy to the broker or modify the input message and resubmit to the broker.
See following the messages for more details.

BIP5364

Message Validation error. Element <insert_1> has length <insert_2>, which is longer than the

maximum length <insert_3>.

Severity

20 : Error

Explanation

The value for the element in the message is longer than the maximum length that is specified for the element in the message model.

Response

Modify the message set or the message flow and redeploy to the broker, or modify the input message and resubmit to the broker.

More details about the error is given in other error messages.

BIP5365

Message Validation failure. Invalid value for element <insert_1>.

The value <insert_2> does not conform to the DateTime type as denoted by template <insert_3>.

Severity

20 : Error

Explanation

The value for the element in the message does not conform to the DateTime simple type specified for the element.

Response

Modify the message set or messageflow and redeploy to the broker or modify the input message and resubmit to the broker.

See following the messages for more details.

BIP5366

Message Validation failure. Invalid value for element <insert_1>.

The value <insert_2> contains more than <insert_3> fractional digits.

Severity

20 : Error

Explanation

The value for the element in the message contains more fractional digits than specified by the scale value for the element.

Response

Modify the message set or messageflow and redeploy to the broker or modify the input message and resubmit to the broker.

See following the messages for more details.

BIP5367

Message Validation failure. Invalid value for element <insert_1>.

The value <insert_2> is not in the list of allowed values.

Severity

20 : Error

Explanation

The value for the element in the message is not one of the enumeration values specified for the element.

Response

Modify the message set or messageflow and redeploy to the broker or modify the input message and

resubmit to the broker.
See following the messages for more details.

BIP5368

Message Validation failure. Invalid value for element <insert_1>.
The value is a null value but null values are not permitted for this element.

Severity

20 : Error

Explanation

The value for this element in the message is null but null values are not permitted for this element.

Response

Modify the message set or messageflow and redeploy to the broker or modify the input message and resubmit to the broker.
See following the messages for more details.

BIP5369

Message Validation failure. Invalid value for element <insert_1>.
The value <insert_2> does not match the pattern <insert_3>.

Severity

20 : Error

Explanation

The value for the element does not match the pattern specified for the element.

Response

Modify the message set or messageflow and redeploy to the broker or modify the input message and resubmit to the broker.
See following the messages for more details.

BIP5370

Message Validation failure. Invalid pattern for element <insert_1>.
The pattern <insert_2> is not valid.

Severity

20 : Error

Explanation

The pattern specified as a value constraint for the element is not valid.

Response

Modify the message set and redeploy to the broker.
See following the messages for more details.

BIP5371

There was a message validation error. Element or attribute <insert_1> failed to validate. The path to the element is <insert_2>. The element is defined as a child of a complex type or group that has a content validation setting of 'Closed' and composition <insert_3>.

Severity

20 : Error

Explanation

Possible causes could be:

1. The child has not been defined as a member of its parent complex type or group.
2. The child has been created out of order in the logical tree, for the ordered compositions ('Ordered Set' or 'Sequence').
3. The child is a duplicate, which is not allowed for a composition of 'Ordered Set' or 'Unordered Set'.

Response

As appropriate:

Modify the message set and redeploy it to the broker.

Modify the message flow and redeploy it to the broker.

Modify the input message and resubmit it to the broker.

BIP5372

There was a message validation error. Element or attribute <insert_1> is not defined as a member of the message set <insert_2>. The path to the element is <insert_3>. The element is defined as a child of a complex type or group that has a content validation setting of 'Open Defined' and composition <insert_4>.

Severity

20 : Error

Response

As appropriate:

Modify the message set and redeploy it to the broker. Specifically, make sure that the element is defined in the message set.

Modify the message flow and redeploy it to the broker. If the element is created in the message flow, make sure that it has the correct name and namespace.

Modify the input message and resubmit it to the broker.

BIP5373

Message validation error. A default value for element <insert_1> cannot be found in the dictionary.

Severity

20 : Error

Response

Add a default value to the element definition in the message set and redeploy to the broker.

Alternatively, alter the message flow to ensure that the element always has a value, so a default value is not needed.

BIP5374

Message validation error. An element does not meet the minOccurs constraint.

element: <insert_1>1

instances: <insert_2>2

minOccurs: <insert_3>3

parent: <insert_4>4

parent index: <insert_5>5

Severity

20 : Error

Explanation

Element <insert_1> has <insert_2> instances in the logical tree, but has been defined with a minOccurs constraint of <insert_3> within its parent type/element <insert_4> of index <insert_5>.

Response

Trace the message tree, and compare it to the message definition used for validation.

Alter the message set, decreasing the minOccurs constraint or setting a default value for this element, then redeploy to the broker.

Alternatively increase the number of instances of the element in the message itself.

BIP5375

Message validation error. An element has exceeded its maxOccurs constraint.

element: <insert_1>1

instances: <insert_2>2

maxOccurs: <insert_3>3

Severity

20 : Error

Explanation

Element <insert_1> has <insert_2> instances in the logical tree, but has been defined with a maxOccurs constraint of <insert_3>.

Response

Trace the message tree, and compare it to the message definition used for validation.

Alter the message set, increasing the maxOccurs constraint, and redeploy to the broker.

Alternatively decrease the number of instances of the element in the message itself.

BIP5376

Message Validation failure. A Timing validation error has occurred.

Severity

20 : Error

Explanation

An unresolved Choice or Message has being encountered while trying to completely parse the bitstream.

Response

Adjust the validateTiming option on the relevant node to 'immediate' and redeploy to the broker.

BIP5377

Message validation error. An unresolved choice within parent <insert_1> could not be resolved using defaults.

Severity

20 : Error

Explanation

A parent element, <insert_1>, of composition 'Choice' or 'Sequence' that contains an embedded group of composition 'Choice', could not be resolved. All resolutions of the choice were deemed to be mandatory.

Response

Resolve the choice in the message flow. For example, refer to a specific member of the choice in a Compute node, a Java Compute node, or a Mapping node.

BIP5378

A message validation error occurred when parsing or writing the logical tree. Element <insert_1> occurs only <insert_2> times, but minOccurs is <insert_3>. The current element is <insert_4>, the previous element is <insert_5>, the next element is <insert_6>, and the parent element is <insert_7>. If the current element contains '-', the current element is either the first or last element in the logical tree.

Severity

20 : Error

Explanation

Either the element does not occur often enough, or an element is out of sequence in the logical tree.

Response

Check which error has occurred and take the appropriate action:
Reduce the value of the minOccurs property, and redeploy the message set to the broker.
Increase the number of occurrences of the element in the message, and resubmit the message to the broker.
Make sure that the elements in the message are in the correct order, and resubmit the message to the broker.

BIP5379

Invalid option 'FolderBitStream'

Severity

20 : Error

Explanation

An ESQL operation included the use of 'FolderBitStream'. The MRM Domain does not support this option.

Response

Check your ESQL, and ensure that you do not use the option 'FolderBitStream' when working with messages in the MRM Domain.

BIP5380

Internal error while matching element <insert_1> with value <insert_2> against pattern <insert_3>.

Severity

20 : Error

Explanation

An error was encountered while validating the element against a pattern.

Response

Record the full details provided with this message and contact your IBM support center.

BIP5381

Resource Manager: An ambiguous dictionary was specified for message set <insert_3>, in function <insert_2>.

Severity

20 : Error

Explanation

The runtime dictionary resource for message set <insert_3> has been requested by the broker in the function <insert_2>, however the resource cannot be obtained as the message set name is ambiguous. This means that multiple resources with this message set name have been deployed and thus the message set name specification cannot be reliably resolved.

Response

The broker was requested to load a dictionary using an ambiguous message set name. The most likely reason for this error is that there are multiple levels of a message set deployed with the same message set name. In this situation, the message set must be identified using the message set identifier (rather than the name). Alternatively, ensure that there are not multiple levels of the message set deployed to the broker.

BIP5382

Resource Manager: A duplicate message set name <insert_3> was specified.

Severity

20 : Error

Explanation

A message set deployment request for message set <insert_3> has been received by the message broker. However, the broker already has a message set registered with the same 'Message Set Name' but a different 'Identifier'. This would result in an ambiguous resource being registered and thus the request has been rejected.

Response

The broker was requested to register a runtime message set resource (dictionary) using an ambiguous 'Message Set Name'. The most likely reason for this error is that there is already a message set deployed with this name, but with a different identifier. You should either remove the existing message set deployment or change the name of the message set currently being deployed.

BIP5383

Message validation failure. The value for field <insert_1> is not valid.
The decimal value <insert_2> contains more than <insert_3> total digits.

Severity

20 : Error

Explanation

The value for the field in the data message contains more digits than was specified by the total digits value for the field.

Response

Modify the message set or message flow and redeploy to the broker, or modify the input message and resubmit to the broker.
See the following messages for more details.

BIP5384

The Message Type Path <insert_1> does not reference an embedded message.

Severity

20 : Error

Explanation

When using the ASBITSTREAM or CREATE ... FIELD ... PARSE functions in FolderBitStream mode, the root of the bitstream or tree must be an embedded message. Thus, the Message Type Path must reference a message defined within the message model.

Response

Modify the message path passed as a parameter to the ASBITSTREAM or CREATE ... FIELD .. PARSE function so that it references a message within the message set.

BIP5385

Message validation failure : xsi:type attribute value could not be resolved
The xsi:type attribute on element <insert_1> did not resolve to a global type definition in message set <insert_2>.

Severity

20 : Error

Response

Check that a message set is deployed to the broker, or
Check that the message set is referenced in the message properties, or
Modify the message so that the `xsi:type` attribute identifies a valid type, or
Add the global type definition to message set `<insert_2>`.

BIP5386

Message validation error. The `xsi:type` attribute value for element `<insert_3>` in message set `<insert_4>` is invalid.
Type `<insert_2>` cannot be overridden with type `<insert_1>`.

Severity

20 : Error

Explanation

Element `<insert_3>` has an `xsi:type` attribute with value `<insert_1>`, but type `<insert_1>` is not derived from the declared type `<insert_2>` of element `<insert_3>`.

Response

Modify the message so that the `xsi:type` attribute identifies a valid type, or modify message set `<insert_4>` so that global type `<insert_1>` is derived from type `<insert_2>`.

BIP5387

Message validation error. The `xsi:type` attribute value for element `<insert_3>` in message set `<insert_4>` is invalid.
Type `<insert_2>` cannot be overridden with type `<insert_1>`.

Severity

20 : Error

Explanation

Element `<insert_3>` has an `xsi:type` attribute with value `<insert_1>`, but type `<insert_1>` conflicts with the 'block' attribute on type `<insert_2>`.

Response

Modify the message so that the value of the `xsi:type` attribute is valid.
Modify message set `<insert_4>` so that type `<insert_1>` is a valid substitution for type `<insert_2>`.

BIP5388

Message validation error. The `xsi:type` attribute value is invalid.
Element type `<insert_2>` cannot be overridden with type `<insert_1>`, for message set `<insert_3>`.

Severity

20 : Error

Explanation

Element `<insert_2>` has an `xsi:type` attribute with value `<insert_1>`, but type `<insert_1>` conflicts with the 'block' attribute on element `<insert_2>`.

Response

Modify the message so that the value of the `xsi:type` attribute is valid.
Modify message set `<insert_3>` so that type `<insert_1>` is a valid substitution for the type of element `<insert_2>`.

BIP5389

Message validation failure. The element has an invalid type.
The type of element `<insert_2>` is `<insert_1>`, which is an abstract type in message set `<insert_3>`

Severity

20 : Error

Explanation

Element <insert_2> is based on complex type <insert_1>, which is an abstract type. Abstract types must be overridden using xsi:type.

Response

Modify the message, adding an xsi:type attribute to element <insert_2>, or modify message set <insert_3> so that type <insert_1> is not abstract.

BIP5390

An element of type xsd:list has been deemed complete with the number of ItemType instances less than its minLength constraint.

list element: <insert_1>1

length: <insert_2>2

minLength: <insert_3>3

Severity

20 : Error

Explanation

Element <insert_1> has <insert_2> ItemType instances in the logical tree, but has been defined with a minLength constraint of <insert_3>.

Response

Alter the message set, decreasing the minLength constraint and redeploy to the broker, or increase the number of ItemType instances in the message.

BIP5391

An element of type xsd:list has been deemed complete with the number of ItemType instances greater than its maxLength constraint.

list element: <insert_1>1

length: <insert_2>2

maxLength: <insert_3>3

Severity

20 : Error

Explanation

Element <insert_1> has <insert_2> ItemType instances on the logical tree, but has been defined with a maxLength constraint of <insert_3>.

Response

Alter the message set, increasing the maxLength constraint and redeploy to the broker, or decrease the number of ItemType instances in the message.

BIP5392

Message validation error. The wildcard element maxOccurs constraint has been exceeded.

Element <insert_1> exceeds the maxOccurs constraint of <insert_2>.

Severity

20 : Error

Explanation

Element <insert_1> has been matched with a wildcard element but exceeds the maxOccurs constraint <insert_2> for this wildcard element. Only one element can be matched with each occurrence of a wildcard element.

Response

Alter the message set, increasing the maxOccurs constraint of the wildcard element, and redeploy to the broker. Alternatively remove the instance of the element in the incoming message (when parsing) or from the logical tree (when writing).

BIP5393

One or more Message Validation failures have occurred.

Severity

20 : Error

Explanation

Message Validation failure. A Validation Failure Action of Exception List has been selected and one or more Message Validation failures have occurred during a parse or write operation.

Response

Review the following list of Message Validation failures for an indication to the cause of the failures.

BIP5394

Resource Manager: A duplicate message set alias was specified on message set <insert_3>.

Severity

20 : Error

Explanation

A message set deployment request for message set <insert_3> has been received by the message broker. However, the broker already has a message set registered with the same 'Message Set Alias' but a different 'Identifier'. This would result in an ambiguous resource being registered and thus the request has been rejected.

Response

The broker was requested to register a runtime message set resource (dictionary) using an ambiguous 'Message Set Alias'. The most likely reason for this error is that there is already a message set deployed with this 'Message Set Alias' (but a different identifier). You should either remove the existing message set deployment or modify the 'Message Set Alias' of the message set currently being deployed.

BIP5395

An xsi:colon.type attribute value on element <insert_3> is invalid.
<insert_1> is not a valid MemberType of union type <insert_2>.

Severity

20 : Error

Explanation

Element <insert_3> is based on a union type <insert_2> and has an xsi:colon.type attribute with value <insert_1>. This should explicitly resolve the union <insert_2> to one of its modeled memberTypes. The xsi:colon.type attribute value <insert_1> does not correspond to a valid memberType of union <insert_2>.

Response

Modify the message so that the xsi:colon.type attribute identifies a valid memberType of union <insert_2>, or check the message model, ensuring that union type <insert_2> contains the correct list of simple types.

BIP5396

An unresolved union error occurred for element or attribute <insert_1>.
The data type <insert_3> is not a valid data type for union type <insert_2>.

Severity

20 : Error

Explanation

The element or attribute <insert_1> is based on union type <insert_2>. The data type <insert_3> does not correspond to any of the valid data types of union <insert_2>.

Response

Check that the message contains a valid value for element or attribute <insert_1>.
Check that union type <insert_2> contains the correct list of simple types.
Consider using an xsi:type attribute to resolve the union explicitly.
Consider changing the type of the element in the tree to correspond with one of the union datatypes.

BIP5397

A Timing error has occurred while trying to parse a message into a shared tree

Severity

20 : Error

Explanation

An unresolved Choice or Message has being encountered while trying to completely parse the bitstream.

Response

Modify the ESQL so that the tree is not shared and redeploy to the broker.

BIP5398

Resource Manager: An invalid DateTime format or value was specified in message set <insert_3>.

Severity

20 : Error

Explanation

A request to register the runtime dictionary resource for message set <insert_3> has been received by the broker. However, this message set contains an invalid DateTime format or specifies a DateTime which is not valid for the given format. Therefore, the request has been rejected.

Response

The broker has received a deployment request containing an invalid DateTime format, an invalid value, or both, for the message set <insert_3>.
Ensure that all DateTime formats are specified correctly in this message set and that all DateTime values are valid for their associated format string.
After doing this, retry the deployment operation.

BIP5399

A message identification mismatch occurred in a multipart message.
Expected embedded message: <insert_3>3
Actual embedded message: <insert_2>2
Message set: <insert_1>1

Severity

20 : Error

Explanation

The broker has identified an embedded message in the bit stream of the multipart message <insert_2>, defined within message set <insert_1>. However, this contradicts the expected embedded message type <insert_3>, which has been identified by way of a previously parsed element or attribute that has

the 'InterpretValueAs' property set to 'MessageIdentity'.

Response

The broker has encountered a self describing embedded message (typically by way of an XML tag name) in the bit stream. However, this message does not correspond with the expected value as identified by a previously parsed 'Message Identity' field.

Ensure that:

- 1) The 'InterpretValueAs = MessageIdentity' property is correctly specified on an appropriate element/attribute in the message model.
 - 2) The embedded message tag name <insert_2> in the input bit stream is as expected.
-

BIP5401

XML Worker: An internal error occurred. Diagnostic information: <insert_1>.

Severity

20 : Error

Explanation

An internal error occurred during the operation of the XML Worker.

Response

Please contact your IBM support center.

BIP5402

Unable to write out unparsed element.

Severity

20 : Error

Explanation

The XML worker cannot write element because it is an unparsed buffer.

Response

Please ensure that all elements in the bitstream can be completely parsed.

BIP5403

Error writing out self defining element with no name.

Severity

20 : Error

Explanation

A self defining element with no name was encountered by the XML Worker. The XML worker needs a name to render the element in XML.

Response

Ensure that all self defining elements have a name defined.

BIP5404

XML data conversion error.

An error occurred while characters were being converted to logical type <insert_3> for element <insert_2> in message <insert_1>.

Severity

20 : Error

Response

Please ensure that the element specified contains valid data for the logical type specified (<insert_3>).

BIP5406

XML parsing error: Unexpected data was found before the start of the message content.

Unexpected data: <insert_1>1

Root tag name: <insert_2>2

Severity

20 : Error

Response

Ensure that the incoming message does not contain data between the root tag name (<insert_2>) and the message tag.

BIP5407

XML parsing error: Element <insert_1>, with a namespace <insert_2>, was found when namespaces are not enabled for the message set.

Severity

20 : Error

Explanation

The element with XML name <insert_1> is in namespace <insert_2>. However namespaces have not been enabled for the message set.

Response

If you intend to use namespaces ensure that namespaces have been enabled for the message set.

If you do not intend to use namespaces ensure that no element or attribute is in a namespace.

BIP5408

XML parsing error: Attribute <insert_1>, with a namespace <insert_2>, was found when namespaces are not enabled for the message set.

Severity

20 : Error

Explanation

The attribute with XML name <insert_1> is in namespace <insert_2>. However namespaces have not been enabled for the message set.

Response

If you intend to use namespaces ensure that namespaces have been enabled for the message set.

If you do not intend to use namespaces ensure that no element or attribute is in a namespace.

BIP5409

XML Worker: Wire Format 'XML' specified.

Severity

20 : Error

Explanation

Default MRM XML settings are being used because wire format identifier 'XML' was specified and not found.

Response

This can be due to an incorrect setting of the wire format identifier in a message.

BIP5410

XML parsing error: An unresolved union error occurred for element or attribute <insert_1>, of type <insert_2>.

Severity

20 : Error

Explanation

The element or attribute <insert_1> is based on union type <insert_2>. The value of <insert_1> could not be cast to any member of the union.

Response

Check that the message contains a valid value for element or attribute <insert_1>.

Check that union type <insert_2> contains the correct list of simple types.

Consider using an xsi:colon.type attribute to resolve the union explicitly.

BIP5411

XML parsing error: A list of lists is not allowed.

Element or attribute: <insert_1>1

List type: <insert_2>2

Item type: <insert_3>3

Severity

20 : Error

Explanation

Element or attribute <insert_1> is based on list type <insert_2>, which has an itemType based on list type <insert_3>. A list cannot be derived at any level from another list type.

Response

Check that list type <insert_2> contains the correct simple type for its itemType.

Check that if list type <insert_2> has an itemType of 'union', the union specified does not have a memberType of 'list' at any level.

BIP5421

Tagged/Delimited String Format (TDS) parsing error

Current message : <insert_1>

Path to current element : <insert_2>

Offset from start of message : <insert_3>3

Severity

30 : Severe error

Response

See following errors for more details.

BIP5424

No Message Id received in TDS Parser Initialization

Severity

30 : Severe error

Explanation

The TDS worker is not receiving a proper Message Id parameter during initialization.

Response

Ensure that the message identifier used in your message matches the message as defined in the Message Brokers Toolkit.

BIP5426

The bitstream of a TDS message contains less data than expected.

Severity

20 : Error

Explanation

The TDS parser could not complete parsing because the bitstream contains less data than expected. This could be caused by either an incorrect value for the Length property in the message definition, or by an inconsistent value inside a LengthRef field.

Response

Make sure that the incoming message is a consistent message under the TDS message definition.

BIP5427

The TDS parser could find no embedded message with the required TDS message key <insert_1>.

Severity

20 : Error

Explanation

An element that has the 'Interpret Element Value' property set to 'Message Key' has previously been parsed successfully. However, an attempt to locate an embedded message with the appropriate TDS message key <insert_1> has failed.

Response

Ensure that a message with the TDS message key <insert_1> has been correctly defined in the message model, and has been deployed successfully to the broker. Ensure that the 'Interpret Element Value = Message Key' property has been specified on the correct element. Ensure that the input message contains a valid and correctly located message key.

BIP5428

The bitstream does not contain the required Message Key, Message Identity or Message Path for a nested message.

Severity

20 : Error

Explanation

The TDS parser could not find the Message Key or Message Identity for a nested message in the bitstream. It also could not identify the nested message using a Message Path.

Response

Make sure that the incoming upper level message is a consistent message under the TDS message definition or define a Message Path to identify the nested message.

BIP5429

The TDS parser could not parse an expected boolean value because the bitstream contains an incorrect encoding of a TDS boolean value. The expected boolean representations are:

True: <insert_1>1

False: <insert_2>2

Null: <insert_3>3
The byte offset is <insert_4>.

Severity

20 : Error

Response

Make sure that the incoming message is consistent with the defined TDS model.

BIP5430

No tag length while extracting Fixed Length Tag in TDS message.

Severity

20 : Error

Explanation

The TDS message definition does not provide a required Tag Length property for an element, either at project level or at complex type/group level.

Response

Make sure that in the TDS message definition, all required Tag Length properties are set.

BIP5431

Parser not Initialized.

Severity

30 : Severe error

Explanation

The Parser has not been initialized. This is an internal error.

Response

Record the full details provided with this message and contact your IBM support center.

BIP5432

Bad TDS dictionary Index, or invalid TDS dictionary.

Severity

30 : Severe error

Explanation

The TDS message definition which has been deployed is incorrect. This is an internal error

Response

Record the full details provided with this message and contact your IBM support center.

BIP5434

TDS Parser or Writer internal error

Severity

30 : Severe error

Explanation

An unexpected internal error occurred during parsing or writing of a TDS message

Response

Record the full details provided with this message and contact your IBM support center.

BIP5435

Memory allocation error

Severity

30 : Severe error

Explanation

The system ran out of memory during parsing or writing a TDS message.

Response

Examine memory usage and increase memory available to the broker.

BIP5436

Data length error:

Element name: <insert_1>1

Element type: <insert_2>2

Expected data length: <insert_3> <insert_4>4

Actual data length: <insert_5> <insert_6>6

Data: <insert_7>7

Severity

30 : Severe error

Explanation

While a TDS message was being written, it was found that the data length was inconsistent with the element definition.

Response

If the element is of binary data type, make sure that the length is the same as the expected length, as defined in the message definition.

If the element is of string data type, make sure the length is not greater than the expected length.

BIP5437

The group indicator was missing in the bit stream.

Type or group: <insert_1>1

Group indicator expected: <insert_2>2

At offset: <insert_3>3

Severity

20 : Error

Explanation

The MRM TDS parser could not parse the data in the bit stream for complex type or group <insert_1>. A group indicator <insert_2> was not present in the bit stream at offset <insert_3>.

Response

The message model definition does not match the bit stream.

Check that your model definition is correct and if so, update your bit stream data accordingly.

Collect debug-level user trace for more information on how the model is being matched.

BIP5445

Tagged/Delimited String Format (TDS) parsing error.

Severity

20 : Error

Explanation

The TDS parser has encountered an error. See following messages for more details.

BIP5446

The data length associated with element <insert_1> was invalid.
Length <insert_2> calculated from offset <insert_3> is invalid.

Severity

20 : Error

Explanation

The MRM TDS parser could not extract data from the bit stream for element <insert_1>, because an invalid length (<insert_2>) was calculated at offset (<insert_3>).
During the parsing of a complex type or group with Data Element Separation of 'Tagged Encoded Length', this error occurred because the value resulting from the data length in the bit stream, combined with the value of the 'Extra Chars In Encoded Length' property, resulted in a negative number.
During the parsing of a complex type or group with Data Element Separation of 'Fixed Length', this error occurred because the value of the element referenced by the 'Length Value Of' is a negative number.

Response

Check the value parsed for previous elements in the bit stream, as an error in their length might have resulted in the misinterpretation of the input message bit stream, resulting in the wrong value being used as a length value.

BIP5447

Tagged/Delimited String Format (TDS) writing error while writing message <insert_1>

Severity

30 : Severe error

Response

See following errors for more details.

BIP5448

Invalid Data Length associated with Element <insert_1>.

Severity

20 : Error

Explanation

The element (<insert_1>) does not contain a fixed length. TDS does not support Length References within a complex type or group with Data Element Separation 'Fixed Length' and composition 'Choice'.

Response

Remove the Length reference value and replace it with a length value.

BIP5449

Data Element Separation method is invalid.

Severity

20 : Error

Explanation

TDS Data Element Separation of 'Undefined' is only valid for composition 'Message'.

Response

Correct the Data Element Separation value.

BIP5450

Data pattern <insert_3> associated with element <insert_1> of logical type <insert_2> is invalid.

Severity

20 : Error

Response

Check that your model definition is correct. In particular ensure that any hexadecimal values in the pattern are supported. Consider changing the data pattern for element <insert_1>.

BIP5451

An error has occurred at offset <insert_4> while the bit stream was being parsed. Data for element <insert_1> of logical type <insert_2> is longer than expected.

Severity

20 : Error

Explanation

The MRM TDS parser could not complete parsing because the bit stream contains more data than expected for element <insert_1>.

The data length for element <insert_1> is defined in the model as <insert_3>. The number of data bytes extracted from the bit stream for element <insert_1> is <insert_5>. This could be caused by either an incorrect message definition or by an incorrect message.

Response

Check that your model definition is correct, and if so make sure that the incoming message is correct with respect to the message definition.

BIP5452

Mandatory Element <insert_1> has no value or default value set.

Severity

20 : Error

Explanation

Mandatory element (<insert_1>) has not been set and has no default value. A mandatory fixed length element must have a value set or a default value specified.

Response

Set a value or specify a default value for this element.

BIP5453

Incoming message is self defining.

Severity

20 : Error

Explanation

The message requiring writing is self-defining. TDS cannot write self-defining messages.

Response

Check the message defining and flow.

BIP5454

Choice Element has more than one option defined.

Severity

20 : Error

Explanation

An element with a complex type that has composition 'Choice' can only have one option defined in the message.

Response

Correct the defined message to accept the outgoing bitstream.

BIP5455

Occurrence <insert_1> of ACORD AL3 element <insert_2> at offset <insert_3> is invalid in the bit stream. The full path to the element is <insert_4>.

Severity

20 : Error

Explanation

An earlier occurrence of repeating element <insert_2> has been marked as not present. In an ACORD AL3 message, when an occurrence of a repeating element has been marked as not present then no subsequent occurrences of that repeating element can be present. A '?' in the leftmost position of an element's data is used to signify that the element is not present.

Response

Check that your model definition is correct and that the 'max occurs' value for element <insert_4> is correct. If the model is correct, make sure that the incoming message is a valid ACORD AL3 TDS message.

BIP5456

The TDS physical format does not support list types. Element <insert_1> is based on a list type.

Severity

20 : Error

Response

Update the message model for element <insert_1> to remove the list type. Consider using a repeating field based on a non-list type.

BIP5457

The message type contains more than one message.

Severity

20 : Error

Explanation

Only one message is allowed inside a type of composition message.

Response

Check your model, and add repeats to the message type if required.

BIP5458

The TDS physical format does not support an unbounded number of occurrences for element <insert_1>, because it is contained in a fixed length choice.

Severity

20 : Error

Explanation

A choice contains element <insert_1>, which is defined with a 'max occurs' of -1 (unbounded). This option is not supported within a fixed length environment for a choice, because it must be possible to calculate the length of each member of the choice.

Response

Modify the message model to ensure that no elements contained in a fixed length choice repeat an unbounded number of times. Check the repeats of element <insert_1>.

BIP5459

The TDS physical format does not support union types. Element <insert_1> attempts to use a union type.

Severity

20 : Error

Response

Alter the message model to remove the union type, then redeploy.

BIP5461

An MRM CWF physical format output error has occurred. A null value cannot be output for element <insert_1>.

Severity

20 : Error

Explanation

An attempt was made to output element <insert_1>, which has a null value, but the definition of this element does not allow null values to be used.

Response

Check the message set null representation properties for this element. For example, ensure that the 'nillable' logical property is correctly set.
If using a Null Encoding of 'NullLiteralFill' ensure that the physical type is not 'Null Terminated' or 'Length Encoded String'.
If using ESQL, check your code for statements like 'VALUE = NULL' See previous messages for details of the message set and message.

BIP5462

An MRM Custom Wire Format physical format parsing error has occurred.
The error occurred during the parsing of an element or group that repeats to the end of the bit stream.
Current message: <insert_2>2
Current element or group: <insert_3>3
Path from message root: <insert_4>4
Element or group occurrence: <insert_5>5

Severity

20 : Error

Response

Instances of the final element or group in a CWF message will be parsed until the end of the bit stream when the maxOccurs of the final element or group is '-1'.
Check that the message model is correct. Also examine the instance message being processed, to make sure it conforms to the model.
See following errors for more details.

BIP5463

An MRM Custom Wire Format physical format output error has occurred.
The error occurred during the output of an element that is missing from the message tree.
The policy for the output of missing elements for the current message set is: 'Use Null Value'.
However, no null value has been specified for this element.
Current message: <insert_2>2
Current element: <insert_3>3

Severity

20 : Error

Response

One of the following actions may resolve the problem:
Check that the correct 'Policy for Missing Elements' has been specified for your message set.
Ensure that an appropriate null value has been specified for the element's 'Encoding Null Value' property.
Change the message flow so that this element is present in the message tree before outputting the message.

BIP5464

An MRM Custom Wire Format physical format field reference error has occurred.
The error occurred during the parsing or output of an element or attribute (field). This field has either a length reference or repeat reference defined. However, the value of the target of this field reference could not be determined.
Current message: <insert_2>2
Current field: <insert_3>3
Target of field reference: <insert_4>4

Severity

20 : Error

Response

One of the following actions may resolve the problem:
Check that the length reference or repeat reference information has been correctly defined in the message model.
On parsing, ensure that the target of the field reference has been correctly parsed and is present in the input bit stream.
On output, ensure that the target of the field reference is present in the message tree.

BIP5465

An MRM Custom Wire Format physical format field reference error has occurred.
The error occurred during the parsing or output of an element or attribute (field). This field has either a length reference or repeat reference defined. However, the value of the target of this field reference is invalid. The value of the target of the field reference must be a non-negative number.
Current message: <insert_2>2
Current field: <insert_3>3
Target of field Reference: <insert_4>4
Value of target of field reference: <insert_5>5

Severity

20 : Error

Response

One of the following actions may resolve the problem:
Check that the length reference or repeat reference information has been correctly defined in the message model.
On parsing, ensure that the target of the field reference has been correctly parsed and that its value is not negative.
On output, ensure that the target of the field reference is present in the message tree and that its value

is not negative.

BIP5471

PDF Worker error. General Error.

Severity

20 : Error

Explanation

An Error has occurred while performing a general operation on the PDF bitstream.

Response

Record the full details of the activity that was in progress and contact your IBM support center.

BIP5472

PDF Worker error. Parser not initialized.

Severity

20 : Error

Explanation

An attempt was made to parse a bitstream without out first initializing the PDF Parser.

Response

Record the full details of the activity that was in progress and contact your IBM support center.

BIP5473

PDF Worker error. Writer not initialized.

Severity

20 : Error

Explanation

An attempt was made to write a bitstream without out first initializing the PDF Writer.

Response

Record the full details of the activity that was in progress and contact your IBM support center.

BIP5474

PDF Worker error. FI Handler not assigned.

Severity

20 : Error

Explanation

An attempt was made to parse a bitstream without out assigning an FI handler to the worker.

Response

Record the full details of the activity that was in progress and contact your IBM support center.

BIP5475

PDF Worker error. FI Message tree not assigned.

Severity

20 : Error

Explanation

An attempt was made to write a bitstream without out assigning an FI Message tree to the worker.

Response

Record the full details of the activity that was in progress and contact your IBM support center.

BIP5476

PDF Worker error: PDF Bitstream has not been initialized: function name <insert_2>; error code <insert_1>.

Severity

20 : Error

Explanation

This is returned when a PDF Bitstream is not initialized within the PDF worker.

Response

Record the full details provided with this message and contact your IBM support center.

BIP5477

PDF Worker error: PDF invalid operation: function name <insert_2>; error code <insert_1>.

Severity

20 : Error

Explanation

This is returned when an invalid operation is performed within the PDF worker.

Response

Record the full details provided with this message and contact your IBM support center.

BIP5478

Message Translation Interface error. Null pointer: function name <insert_2>; error code <insert_1>.

Severity

20 : Error

Explanation

Internal Error. An unexpected NULL pointer has been encountered within the PDF Worker.

Response

Record the full details provided with this message and contact your IBM support center.

BIP5479

PDF Worker error: PDF read error: function name <insert_2>; error code <insert_1>.

Severity

20 : Error

Explanation

This is returned when a PDF worker Read operation fails.

Response

Record the full details provided with this message and contact your IBM support center.

BIP5480

PDF Worker error: PDF write error: function name <insert_2>; error code <insert_1>.

Severity

20 : Error

Explanation

This is returned when a PDF worker Write operation fails.

Response

Record the full details provided with this message and contact your IBM support center.

BIP5481

PDF Worker error: Parsing Errors have occurred: function name <insert_2>; error code <insert_1>.

Severity

20 : Error

Explanation

Errors have occurred during parsing.

Response

Record the full details provided with this message and contact your IBM support center.

BIP5482

PDF Worker error: A problem has occurred when using ICU: function name <insert_2>; error code <insert_1>.

Severity

20 : Error

Explanation

An error has occurred when trying to create/use an ICU converter.

Response

Check environment setup. Record the full details provided with this message and contact your IBM support center.

BIP5483

PDF Worker error. Insufficient memory: function name <insert_2>; error code <insert_1>.

Severity

20 : Error

Explanation

Internal error. This error is returned by any PDF Worker function that tries to allocate memory and fails.

Response

Record the full details provided with this message and contact your IBM support center.

BIP5484

A PDF worker error has occurred, in the form of a PDF overflow: function name <insert_2>; error code <insert_1>.

Severity

20 : Error

Explanation

This error is returned when the PDF worker tries to perform an operation beyond the end of the bit stream.

Response

Record the full details provided with this message and contact your IBM support center.

BIP5485

PDF Worker error. PDF definition not found: function name <insert_2>; error code <insert_1>.

Severity

20 : Error

Explanation

This is returned when expected items are not found in the bitstream.

Response

Record the full details provided with this message and contact your IBM support center.

BIP5486

PDF Worker error. Invalid PDF Bitstream: function name <insert_2>; error code <insert_1>.

Severity

20 : Error

Explanation

The PDF Worker was asked to parse an invalid or blank bitstream.

Response

Record the full details provided with this message and contact your IBM support center.

BIP5487

PDF Worker error. Unknown Error: function name <insert_2>; error code <insert_1>.

Severity

20 : Error

Explanation

An Unexpected Internal Error has occurred in the PDF Worker.

Response

Record the full details of the activity that was in progress and contact your IBM support center.

BIP5491

An xsi:colon.type attribute value on element <insert_1> could not be resolved in message set <insert_2>. Type <insert_3> will be used.
The xsi:colon.type attribute on element <insert_1> did not resolve to a global type definition in message set <insert_2>.
Element <insert_1> will revert to its defined type <insert_3>.

Severity

10 : Warning

Response

Check that <insert_2> is the expected message set. If the message set is correct perform one of the following actions:
Modify the message so that the xsi:type attribute identifies a valid type
Add the global type definition to message set <insert_2>.

BIP5492

Message validation error: A wildcard element does not meet its minOccurs constraint. It has <insert_1> instances on the logical tree, but has been defined with a minOccurs constraint of <insert_2>.

Severity

20 : Error

Response

Alter the message model, decreasing the wildcard element minOccurs constraint, then redeploy the message set.
Alternatively increase the instances of the wildcard element in the bit stream (when parsing) or in the logical tree (when writing).
Only one element can be matched with each occurrence of a wildcard element.

BIP5493

Message, element or attribute <insert_1> is self-defining within parent <insert_2>.
The message, element or attribute <insert_1> did not match with any corresponding artifact in the message model hence it is considered to be self-defining.

Severity

10 : Warning

Response

If it is not intended that this message, element or attribute be self-defining, check that the message set is referenced in the message properties, or modify the message model to correspond to the instance message, or modify the instance message to correspond to the message model.

BIP5494

The logical tree is now being matched to the message model.

Severity

0 : Information

BIP5495

Message validation error. The name in the Message Type property does not match the name of the root tag in the bitstream.
Message Type name: <insert_1>1
Message Type namespace: <insert_2>2
Root tag name: <insert_3>3
Root tag namespace: <insert_4>4

Severity

20 : Error

Explanation

The name <insert_1> qualified with namespace <insert_2> in the Message Type property does not match the root tag name <insert_3> qualified with namespace <insert_4>.

Response

Check that the Message Type property has been specified correctly and that the message being parsed is being processed by the correct message flow.

BIP5496

The name in the Message Type property does not match the name of the root tag in the bitstream.

Message Type name: <insert_1>1

Message Type namespace: <insert_2>2

Root tag name: <insert_3>3

Root tag namespace: <insert_4>4

Severity

10 : Warning

Explanation

The name <insert_1> qualified with namespace <insert_2> in the Message Type property does not match the root tag name <insert_3> qualified with namespace <insert_4>.

Response

No action is required. The message will be parsed using the root element name. broker.

BIP5497

Message validation error. The name in the Message Type property does not match a message in the message set <insert_3>.

Message Type name: <insert_1>1

Message Type namespace: <insert_2>2

Message Set name: <insert_3>3

Severity

20 : Error

Explanation

The name <insert_1> qualified with namespace <insert_2> in the Message Type property does not match a message in the message set <insert_3>. Therefore the contents of the message tree cannot be validated against the message set. All elements in the message tree will be handled as self-defining.

Response

Modify the value in the Message Type property so that it matches a message in the message set. Alternatively, if you intend that the message be self-defining disable validation.

BIP5501

Assertion failed: <insert_1> File: <insert_2>. Line <insert_3>.

Severity

20 : Error

Explanation

A debug assertion failed.

Response

Please contact your IBM support center.

BIP5502

A Common Parser Interface internal error occurred: Diagnostic information: <insert_1>.

Severity

20 : Error

Explanation

An internal error occurred while reading from or writing to the bitstream.

Response

If the problem persists, please contact your IBM support center.

BIP5503

Read of a text element failed. Message is too short.

Message data : <insert_1>

Text element offset : <insert_2>2

Expected length of element : <insert_3>3

Severity

20 : Error

Explanation

The reading of a text element of a message failed because the message was too short to contain the expected length of text.

Check that the message model is correct. Review previous messages for details of the message set and message type.

Check that the processed message is of the expected format and type.

BIP5504

Read of text element failed. Null terminator not found.

Message data : <insert_1>

Search for null terminator started at offset <insert_2>.

Severity

20 : Error

Explanation

The reading of a text element of a message failed because the expected null terminator was not found.

Check that the message model is correct. Review previous messages for details of the message set and message type.

Check that the processed message is of the expected format and type.

BIP5505

A data conversion failed because the data was invalid.

Type of data being read: <insert_1>1

Data: <insert_2>2

Severity

20 : Error

Explanation

Data conversion when reading or writing a message failed because the input data was invalid for the output data type.

Response

Review other error messages for details of the message set and message type.

Check that the message model is correct and that the processed message is of the expected format and type. Specifically, the following actions might help to resolve the problem:

1. Check that the bit stream is correctly aligned with the model. For example, check the lengths of input elements against the model.
2. Check that the input message has the correct Encoding and Coded Character Set ID applied to the

message body.

3. Check that the input message has an appropriate WebSphere MQ format applied to the message body.

4. If the error occurred for a numeric field then check that the input data is compatible with the physical format settings defined in the model.

5. If the input message is incompatible with the MRM model definitions then check the message at source.

BIP5506

Data conversion failed: input data out of bounds.

Type of data being read : <insert_1>

Target data type : <insert_2>

Data : <insert_3>

Severity

20 : Error

Explanation

A data conversion during reading or writing of a message failed because the input data was out of bounds for the output data type.

Check that the message model is correct. Review previous messages for details of the message set and message type.

Check that the processed message is of the expected format and type.

BIP5507

Data conversion failed: input data too long.

Input type : <insert_1>

Output type : <insert_2>

Maximum expected length : <insert_3>3

Data value : <insert_4>

Severity

20 : Error

Explanation

A data conversion during reading or writing of a message failed because the input data was too long for the output data type.

Check that the message model is correct. Review previous messages for details of the message set and message type.

Check that the processed message is of the expected format and type.

BIP5516

The epoch specified for a DateTime element is invalid. Epoch value : <insert_1>

Severity

20 : Error

Explanation

The epoch is used with DateTime when the DateTime value has a physical type of Seconds or Milliseconds, and signifies

the moment from which the seconds or milliseconds are counted. The epoch should be specified in the 'DateTime Format' field

of the CWF tab in the Message Brokers Toolkit, as a DateTime string with the format 'yyyy-MM-dd'T'HH&colon.mm ZZZ'.

The default value for the epoch is '1970-01-01T00&colon.00 +00&colon.00'.

Check that the message model is correct. Review previous messages for details of the message set and message type.

Check that the processed message is of the expected format and type.
Check that the epoch value specified for the element is correct.

BIP5518

Dictionary load error.

Severity

20 : Error

Explanation

An unknown error occurred while reading in the dictionary.

Response

Please contact your IBM support center.

BIP5519

An attempt has been made to deploy a Message Set containing a complex type or group the currently unsupported type composition 'Message'. Message set identifier: <insert_1>, type identifier: <insert_2>.

Severity

20 : Error

Explanation

The 'Multipart Messages' feature of the message model is as yet not supported by the parsers and writers. For the moment, therefore, the 'Message' type composition should not be used when defining message sets.

Response

Change the message set so that it does not define any complex types or groups with the type composition 'Message'.

BIP5520

The specified padding character is invalid for the current coded character set id.

Padding character : <insert_1>

Coded character set id (CCSID) : <insert_2>

Severity

20 : Error

Explanation

The data converter has received a request to pad or trim an element using a padding character that is invalid for the current CCSID specified for the message.

Review previous messages for details of the message set, message type and element.

Change the padding character for the element or specify a coded character set id for the message that is compatible with the specified padding character.

BIP5521

The padding of an element failed.

Padding character: <insert_1>1

Padding character size (bytes): <insert_3>3

Padding needed (bytes): <insert_2>2

Coded Character Set ID (CCSID): <insert_4>4

Severity

20 : Error

Explanation

Either the padding character specified in hexadecimal for a message element is invalid for the codepage used to write the message, or the element cannot be padded because the padding character length is not compatible with the current length of the element (for example, padding needs to be put into an odd number of bytes but the padding character is two bytes wide).

Response

Review previous messages for details of the message set, message type, and element.
Change the padding character for this element or specify a coded character set ID for the message that is compatible with the specified padding character.

BIP5522

Common Parser Interface: Internal error accessing PWFData object. Diagnostic information: <insert_1>.

Severity

20 : Error

Explanation

An error occurred while accessing the data of an element.

Response

This is an internal error. Please contact your IBM support center.

BIP5523

Common parser interface: The string <insert_2> cannot be converted to the logical type <insert_1>.

Severity

20 : Error

Explanation

An error occurred during the conversion of a value represented as a string into its internal logical representation. This indicates a problem with the values in the message set rather than the values in the user's message.

Response

It is possible that the string from the element entered as part of the message set was incompatible with the logical type. Check that all values for the element and the Encoding Null Value property for physical formats in the message set are valid for the particular element.

Note: DateTime values must match the ISO 8601 format rather than the format specified for the particular field.

BIP5527

The epoch specified for a date-time element is invalid. Error code&colon. <insert_1>, epoch string&colon. <insert_2>.

Severity

20 : Error

Explanation

The epoch is used with date-time when the date-time value has a physical type of seconds or milliseconds, and signifies the moment from which the seconds or milliseconds are counted. The epoch should be specified in the 'Format String' field of the date-time properties CWF tab in the Message Brokers Toolkit as a date-time string with the format 'yyyy-MM-dd'T'HH&colon:mm ZZZ'. The default value for the epoch is '1970-01-01T00&colon:00 +00&colon:00'.

Response

Check the epoch value specified for the element. If the problem persists please record all the details provided with this error message and contact your IBM support center.

BIP5528

The epoch specified for a date-time element is invalid. Error code&colon. <insert_1>, epoch string&colon. <insert_2>.

Severity

20 : Error

Explanation

The epoch is used with date-time when the date-time value has a physical type of seconds or milliseconds, and signifies the moment from which the seconds or milliseconds are counted. The epoch should be specified in the 'Format String' field of the date-time properties CWF tab in the Message Brokers Toolkit as a date-time string with the format 'yyyy-MM-dd'T'HH&colon.mm ZZZ'. The default value for the epoch is '1970-01-01T00&colon.00 +00&colon.00'.

Response

Check the epoch value specified for the element. If the problem persists please record all the details provided with this error message and contact your IBM support center.

BIP5529

The time zone specified, <insert_1>, is not supported.

Severity

20 : Error

Explanation

Time zone <insert_1> is not supported. See the product documentation for DateTime formats for information on supported time zone formats.

Response

Check the message that is being processed, and ensure that only supported time zones are used in data that will be parsed as a DateTime value.
If the unsupported time zone is not present in the message, check that a time zone is set correctly on each message set physical format and redeploy the message set.

BIP5530

Unable to access internal calendar. Error code: <insert_1>.

Severity

20 : Error

Response

This is an internal error. If the problem persists please record all the details provided with this error message and contact your IBM support center.

BIP5531

Unable to add to calendar field <insert_2> by amount <insert_3>. Error code: <insert_1>.

Severity

20 : Error

Response

Check the calendar field values in the message.

BIP5532

Unable to set calendar field. Field: <insert_2>, value: <insert_3>. Century window: <insert_1>.

Severity

20 : Error

Response

Check and possibly correct the datetime in the message.

BIP5533

Unable to set the calendar to date <insert_2>. Error code: <insert_1>.

Severity

20 : Error

Response

Check and possibly correct the given date value.

BIP5534

Unable to set time in milliseconds. Time: <insert_2>. Error code: <insert_1>.

Severity

20 : Error

Response

Check and possibly correct the Datetime value specified for the project.

BIP5535

Unable to set time zone <insert_2>. Error code: <insert_1>.

Severity

20 : Error

Response

Check and possibly correct the time zone.

BIP5536

Unable to retrieve a calendar field. Error code: <insert_1>.

Severity

20 : Error

Response

This is an internal error. If the problem persists please record all the details provided with this error message and contact your IBM support center.

BIP5537

Unable to access internal datetime. Error code: <insert_1>.

Severity

20 : Error

Response

This is an internal error. If the problem persists please record all the details provided with this error message and contact your IBM support center.

BIP5538

Unable to get details of internal datetime. Error code: <insert_1>.

Severity

20 : Error

Response

This is an internal error. If the problem persists please record all the details provided with this error message and contact your IBM support center.

BIP5539

Unable to format datetime <insert_1> using format string <insert_2>.

Severity

20 : Error

Response

Check and possibly correct the format string <insert_2> specified for the element.

BIP5540

Unable to parse value <insert_1> using format string <insert_2>. Strict Datetime Checking = <insert_3>.

Severity

20 : Error

Response

Check and possibly correct the string being passed to the datetime parser.

BIP5541

Unable to set the century window. Century window in milliseconds is <insert_2>, Error code: <insert_1>.

Severity

20 : Error

Response

Check and possibly correct the century window value specified for the project. If the problem persists please record all the details provided with this error message and contact your IBM support center.

BIP5542

Unable to convert this datetime to a pattern. Error code: <insert_1>.

Severity

20 : Error

Response

Check and possibly correct the entered datetime.

BIP5543

Unable to set the datetime pattern to <insert_2>. Error code: <insert_1>.

Severity

20 : Error

Response

Check and possibly correct the datetime pattern specified for the project.

BIP5544

Unable to convert passed datetime string to an allowable I or T format.

Severity

20 : Error

Response

Check and possibly correct the datetime specified in the message.

BIP5545

DateTime entered is invalid, as leniency is not set.

Severity

20 : Error

Response

Check and possibly correct the entered datetime. Remember the calendar is not lenient.

BIP5546

Duration value <insert_1> has an invalid combination of date/time fields.

Severity

20 : Error

Response

The broker cannot process elements of type 'duration' if they contain years/months as well as days/hours/minutes/seconds.

This is a deliberate limitation of the ESQL specification.

If possible, ensure that such elements do not appear in your input messages.

Alternatively, change the type of the element to 'string'.

BIP5547

Duration value <insert_1> contains a field which is outside the range of a signed 32-bit integer.

Severity

20 : Error

Response

The individual fields of an element of type 'duration' must lie in the range 0..2147483647.

The input message contained an element which did not meet these criteria.

BIP5548

Duration value <insert_1> has too much precision in the 'seconds' field.

Severity

10 : Warning

Response

The broker cannot process durations with a precision that is finer than one microsecond.
The input message contains a duration value with too much precision.

BIP5549

Duration value <insert_1> contains too many days.

Severity

20 : Error

Response

The broker cannot process durations containing more than 100 million days.
Consider using a year/month duration instead.

BIP5550

Numeric value <insert_1> cannot trim to length 0.

Severity

20 : Error

Response

Under strict numeric checking, a numeric value cannot trim to length 0.
Ensure the value does not trim to length 0.

BIP5551

Numeric value <insert_1> can only contain the specified decimal point.

Severity

20 : Error

Response

Under strict numeric checking, a numeric value can only contain the specified decimal point.
The specified numeric contains a decimal point of '.' which has not been specified.
Redefine the decimal point to the appropriate value.

BIP5552

Numeric value <insert_1> must contain an integer part.

Severity

20 : Error

Response

Under strict numeric checking, a numeric value must contain an integer part.
Ensure the numeric value contains an integer part, or consider not using strict numeric checking.

BIP5553

Numeric value <insert_1> in 'Explicit Decimal Point' format must include a decimal point.

Severity

20 : Error

Explanation

Under strict numeric checking, a numeric value in 'Explicit Decimal Point' format must include a decimal point.

Response

Consider using a different numeric precision.

BIP5554

Numeric value <insert_1> in 'All Significant Digits' format must not end in a decimal point.

Severity

20 : Error

Explanation

Under strict numeric checking, only numeric values in 'Explicit Decimal Point' format can end in a decimal point.
This numeric value is not in 'Explicit Decimal Point' format and so must have a digit after the decimal point.

Response

Consider using a different numeric precision.

BIP5555

Numeric value <insert_1> can only be in exponential notation if the format is 'Exponential Notation'.

Severity

20 : Error

Explanation

Under strict numeric checking, a numeric value cannot be in exponential notation unless the format is specified as 'Exponential Notation'.

Response

Consider using a different numeric precision.

BIP5556

Numeric value <insert_1> in format 'Exponential notation' must be given in exponential notation.

Severity

20 : Error

Response

Under strict numeric checking, a value specified as format 'Exponential notation' must be given in exponential notation.
Consider using a different numeric precision.

BIP5557

Numeric value <insert_1> does not contain <insert_2> decimal places, as specified.

Severity

20 : Error

Response

Under strict numeric checking, a numeric value must have the precision specified.
Consider using a different numeric precision.

BIP5558

Numeric value <insert_1> has VDP set, but contains a decimal point.

Severity

20 : Error

Response

Under strict numeric checking, a numeric value with VDP set must not contain a decimal point.
Consider using a different numeric precision.

BIP5559

The dateTime value currently being written cannot be represented in seconds since an epoch date of <insert_1>.

Severity

20 : Error

Explanation

The value is further from the given epoch date than the dateTime value can represent.

Response

Consider making any of the following changes:
Change your epoch date <insert_1>, by editing the physical property 'DateTime Format' for this element.
Reduce your value to within the allowed range.
Choose another dateTime representation.

BIP5560

A 'Name' or 'NameValue' node was found in the message tree with no name specified.

Severity

20 : Error

Explanation

A node of type 'Name' or 'NameValue' was encountered in the message tree with no name assigned.
Such a node must have a name specified.

Response

Check your ESQL to ensure that any 'Name' or 'NameValue' node created in the message tree has a name correctly specified.
For example, if the field was generated via the ESQL CREATE statement and the type set to 'Name' or 'NameValue' then ensure that a valid name was assigned using the 'Names' clause.
Alternatively, if no name is appropriate for this field then consider using a 'Value' type node instead.

BIP5561

The millisecond value currently being parsed cannot be represented as a dateTime value since an epoch date of <insert_1>.

Severity

20 : Error

Explanation

The millisecond value <insert_2> is too far from the epoch <insert_1> for this dateTime representation.

Response

Consider making any of the following changes:

Change your epoch date <insert_1>, by editing the physical property 'DateTime Format' for this element.

Reduce your millisecond value <insert_2>.

Choose another dateTime representation.

BIP5562

Message set <insert_1> was deployed from Version 2.1. It must be redeployed from Version 6.

Severity

20 : Error

Explanation

If your broker database contains message sets deployed from WebSphere MQSeries Integrator Version 2.1 then you must redeploy the message sets from the Version 6 toolkit before you start your Version 6 broker. This restriction will be removed in a future FixPak. Details of migration strategies may be found in help topic "Migrating and Upgrading".

Response

Redeploy the message set.

BIP5563

Unable to parse/write datetime <insert_1> since the DateTime Format string is not set.

Severity

20 : Error

Response

Check that the DateTime Format string specified for the element is not blank.

Enter a valid format string or restore the message set default format string.

BIP5564

Item <insert_1> from the logical tree has matched with the message model as <insert_2>.

Severity

0 : Information

BIP5565

Item <insert_1> from the logical tree has not matched with the message model.

Severity

10 : Warning

BIP5566

The Custom Wire Format Length Count property for an element of type 'External Decimal' has a value less than 1.

Element name: <insert_1>1

Length Count: <insert_2>2

Severity

20 : Error

Response

Either correct the model by setting the length of the 'External Decimal' element to a value greater than 0, or remove the element from the input data.

BIP5567

When output, the value of the element or attribute <insert_1> was truncated, based on a justification of <insert_5>. The element or attribute, of logical type STRING, is <insert_2> characters long. This is longer than the defined length of <insert_3> (in length units of <insert_4>).

Severity

0 : Information

Explanation

The element or attribute is longer than the length set in the model or in the length reference. The message set level 'Truncate fixed length strings' property of the CWF physical format is set to true. Therefore the element or attribute was truncated when it was output.

Response

No action is required.

BIP5568

Element <insert_1> is self-defining, and will not be included in the output message

Severity

10 : Warning

Explanation

While writing a message, the CWF parser has encountered a self-defining element in the message tree. The CWF parser does not output self-defining elements when writing a message.

Response

Check that the message tree conforms to the message model.
Check that the name and namespace of this element are correct.
Check that the number of occurrences of this element is <= maxOccurs.

BIP5601

An error occurred while the HL7 field separator was being interpreted for element <insert_2>. The value <insert_1> is not valid.

Severity

20 : Error

Explanation

Element <insert_2> has the TDS physical property "Interpret Element Value" set to "HL7 Field Separator". The value <insert_1> of element <insert_2> is not a valid "HL7 Field Separator" because its length is incorrect. The "HL7 Field Separator" is the first character in the Encoding Characters field, and should be of length 1.

Response

Check that the property "Interpret Element Value" is set correctly, and has been applied to the correct element in your message model.

BIP5602

An error occurred while the HL7 service string was being interpreted for element <insert_2>. The value <insert_1> is not valid.

Severity

20 : Error

Explanation

Element <insert_2> has "Interpret Element Value" set to "HL7 Service String". The value <insert_1> of element <insert_2> is not a valid "HL7 Service String" because its length is incorrect. The "HL7 Field Separator" is the first character in the Encoding Characters field, and should be of length 1. The "HL7 Service String" represents the remaining characters in the Encoding Characters field, and should be of length 2, 3, or 4.

Response

Check that the property "Interpret Element Value" is set correctly, and has been applied to the correct element in your message model.

BIP5603

An error occurred while the TDS escape character was being specified. <insert_1> is greater than one character in length.

Severity

20 : Error

Explanation

The escape character specified, <insert_1>, is too long. The TDS message set property 'Escape Character' must be exactly one character.

Response

Correct the value of the escape character in the message set, then redeploy the message set.

BIP5604

Required markup was missing following a complex child or group <insert_1>.

Severity

20 : Error

Explanation

No markup was found following the complex child or group <insert_1>. The parent of this child or group has a Data Element Separation of 'All Elements Delimited' or 'Variable Length Elements Delimited'. All complex children within a type or group with a Data Element Separation of 'All Elements Delimited' or 'Variable Length Elements Delimited' must be followed by some markup. This markup could be a 'Repeating Element Delimiter', a 'Delimiter', a 'Group Terminator', or some markup from a higher level in the message model.

Response

If the message model is valid correct the incoming message bit stream and parse again. If the incoming message bit stream is correct modify the message model to conform to the message bit stream. Then redeploy the message model to the broker and parse the message bit stream again.

BIP5605

An open or open-defined element <insert_1> has occurred inside a type or group of data element separation <insert_2>.

This data element separation type cannot contain open or open-defined elements.

The data has been discarded, and the message will be written without it.

Severity

10 : Warning

Response

Confirm that the element matches that in the model, and that it is correctly described in the flow. Collect debug-level user trace for more information on how the model is being matched.

BIP5606

The element or group <insert_1> has a length of zero, and repeats an unlimited number of times within parent <insert_2> at offset <insert_3> in the bit stream.

Severity

20 : Error

Explanation

The TDS Parser is unable to parse an element or group that has a length of zero and repeats an unlimited number of times because it cannot determine the actual number of repeats of the element or group in the message.

Response

If <insert_1> is a simple element, and it is intended that it repeats an unlimited number of times, and the length of the element is defined within the message model, update the model for element <insert_1> so that the element has its length property set to be ≥ 0 . Alternatively, if the length of element <insert_1> is determined by reference to another element in the message, update the value of this element in the bit stream so that it has a value ≥ 0 . If <insert_1> is a complex element or a group, and it is intended that it repeats an unlimited number of times, check that at least one of its children has a length ≥ 0 . If it is not intended that the element or group <insert_1> repeats an unlimited number of times, update the message model so that the MaxOccurs property has a value ≥ 0 . If an unbounded repeating element extracts zero bytes from the bit stream, modify either the message definition or the data so that at least one byte is parsed.

BIP5607

The end of the bit stream has been reached at byte <insert_1>.

Severity

0 : Information

BIP5608

<insert_1> has been matched as a group terminator for <insert_2> at byte <insert_3>.

Severity

0 : Information

BIP5609

<insert_1> has been matched as a delimiter for <insert_2> at byte <insert_3>.

Severity

0 : Information

BIP5610

<insert_1> has been matched as a repeating element delimiter for <insert_2> at byte <insert_3>.

Severity

0 : Information

BIP5611

<insert_1> has been matched as a tag data separator for <insert_2> at byte <insert_3>.

Severity

0 : Information

BIP5612

<insert_2>, ending at byte <insert_1>, was matched as the tag for <insert_3>.

Severity

0 : Information

BIP5613

<insert_2> was matched as the group indicator for <insert_3> at byte <insert_1>.

Severity

0 : Information

BIP5614

<insert_2>, ending at byte <insert_1>, was matched as the tag of a self-defining element.

Severity

0 : Information

BIP5615

<insert_2>, ending at byte <insert_1>, was matched as the tag of open defined element <insert_3>.

Severity

0 : Information

BIP5616

<insert_1> bytes from byte <insert_2> were matched using data pattern <insert_3> for <insert_4>.

Severity

0 : Information

BIP5617

Checking for an alternative meaning for markup found at byte <insert_1>.

Severity

0 : Information

BIP5618

The element or group <insert_1> has the repeat reference target <insert_2>, which has the invalid value <insert_3>.

Severity

20 : Error

Explanation

The target of the repeat reference of the element or group has an invalid value. The value of the repeat reference target must be a non-negative integer.

Response

One of the following actions may resolve the problem:

Check that the repeat reference information has been correctly specified in the message model.

On parsing, ensure that the target of the repeat reference has been correctly parsed and that its value is not negative.

On output, ensure that the target of the repeat reference is present in the message tree and that its value is not negative.

BIP5619

The value of the repeat reference target <insert_2> of element or group <insert_1> cannot be determined.

Severity

20 : Error

Response

One of the following actions may resolve the problem:

Check that the repeat reference information has been correctly specified in the message model.

On parsing, ensure that the target of the repeat reference has been correctly parsed and is present in the input bitstream.

On output, ensure that the target of the repeat reference is present in the message tree.

BIP5620

The unresolved repeat reference <insert_1> of element <insert_2> occurs within the unresolved choice <insert_3>.

Severity

10 : Warning

Explanation

When an unresolved choice is encountered, the maximum length of the choice is calculated based on all possible resolutions of the choice. If an element with a repeat reference that has not been resolved is encountered, the length cannot be calculated correctly. A choice is unresolved if it has a Data Element Separation of Fixed Length, Fixed Length AL3, All Elements Delimited, or Variable Length Element Delimited.

Response

Modify the message model so that no element with a repeat reference occurs within an unresolved choice.

BIP5621

The number of repeats <insert_1> of element or group <insert_2> in the input message does not match the value <insert_3> of the repeat reference target <insert_4>.

Severity

10 : Warning

Explanation

The message has been parsed successfully. However the element or group has specified a repeat reference whose value does not match the number of repeats of the element or group in the input message.

Response

Check that the input message is valid. If not valid the possible actions are:
Modify the value of the repeat reference to match the actual number of repeats.
Modify the number of repeats to match the value of the repeat reference.

BIP5622

The number of repeats <insert_1> of element or group <insert_2> in the message tree does not match the value <insert_3> of the repeat reference target <insert_4>.

Severity

10 : Warning

Explanation

The tree has been written successfully. However the element or group has specified a repeat reference whose value does not match the number of repeats of the element or group in the message tree.

Response

Check that the message tree is valid. If not valid the possible actions are:
Modify the value of the repeat reference in the message tree to match the actual number of repeats of the element or group.
Modify the number of repeats of the element or group in the tree to match the value of the repeat reference.

BIP5623

The element or group <insert_1> is defined by its Data Pattern property as having a hexadecimal value, but the input message does not use a single-byte code page.
The Data Pattern property value is: <insert_3>3
The code page used is: <insert_2>2

Severity

20 : Error

Explanation

Hexadecimal values (identified by \xNN) within a Data Pattern property are only supported when parsing messages that are encoded in single-byte code pages.

Response

As appropriate:
Change the Data Pattern property for the element or group within the message model so that it does not specify hexadecimal values. Redeploy the message set to the broker.
Modify the data of the input message to be encoded in a single-byte code page. Resubmit the message to the broker.

BIP5624

The regular expression parser that is used by the broker has encountered a problem.
Byte offset: <insert_1>1
Message name: <insert_2>2
Data Pattern: <insert_3>3

Severity

20 : Error

Explanation

The problem is probably due to a pattern that the parser does not recognize or know how to parse.

Response

Check the data pattern that you have specified for the element in the message model and ensure that the data pattern is a valid regular expression.

BIP5625

A quote character (<insert_1>) is missing.

Severity

20 : Error

Explanation

When parsing a field with an opening quote character, the end of the message was reached before finding the closing quote character.

The problem might have occurred because you included a quote character within the field.

Response

Ensure the message being processed conforms to the message definition.

As appropriate, add a closing quote character to the field being parsed, or remove the opening quote character.

If you want to include a quote character within a quoted field, include it twice, consecutively, in the bit stream.

BIP5626

The value set for the 'quote character' property (<insert_1>) is invalid.

Severity

20 : Error

Explanation

The 'quote character' property must specify a single character.

Response

Change the TDS physical format property 'quote character' for this message set.

BIP5627

The quote character (<insert_1>) at byte offset <insert_2> is invalid.

Severity

20 : Error

Explanation

A quote character is not allowed at this position in the message.

If quoting is to be used, a quote character must occur at the start and end of a variable length field.

Response

Ensure the message being processed conforms to the message definition.

Check the TDS physical format property 'quote character' is specified correctly.

If you want to include a quote character within a quoted field, include it twice, consecutively, in the bit stream.

BIP5628

When output, the value of the element or attribute <insert_1> was truncated, based on a justification of <insert_4>. The element or attribute, of logical type STRING, is <insert_2> characters long. This is longer than the defined length of <insert_3> characters.

Severity

0 : Information

Explanation

The element or attribute is longer than the length set in the model or in the length reference. The message set level 'Truncate on output' property of the TDS physical format is set to true. Therefore the element or attribute was truncated when it was output.

Response

No action is required.

BIP5629

There has been an attempt to write a value that is not allowed for the Boolean Logical Type:

Current element: <insert_1>1

Data value : <insert_2>2

Severity

30 : Severe error

Explanation

If the element in the message tree has a logical type of integer its value must either equal 1 for true or 0 for false. If the element in the tree has a logical type of binary the value must equal one of the TDS Message Set properties Binary boolean true value, Binary boolean false value, or Binary boolean null value. See following messages for details of the message set and physical format.

Response

Check that the value in the message tree is allowed for a Boolean logical data type.

Check the MRM definition of the element.

See following messages for more details.

BIP5630

It is not possible to output a null literal value for element <insert_1> because the length of the data to be output cannot be calculated.

Severity

30 : Severe error

Explanation

The element has a null value, the 'Nillable' property is set to true, and 'Encoding Null' property is set to 'NullLiteralFill'. However the length of the data to be output cannot be calculated. See following messages for details of the message set and physical format.

Response

Check that the Physical Type is not set to 'Null Terminated', 'Length Encoded String 1' or 'Length Encoded String 2'.

If the Fill value is a character, check that the length of the element is a whole number of characters.

BIP5631

It is not possible to output a null value for the element <insert_1> that is missing from the message tree.

Severity

30 : Severe error

Explanation

The policy for the output of missing elements for the current Message Set is : 'Use Null Value'. However, no Null Value has been specified for this element.

See following messages for details of the message set and physical format.

Response

One of the following actions may resolve the problem:

1. Check that the correct 'Policy for Missing Elements' has been specified for your message set.
 2. Check that an appropriate null value has been specified for the element's 'Encoding Null' and 'Encoding Null Value' properties.
 3. Check whether this element should be present in the message tree.
-

BIP5632

The data length of element <insert_1> does not equal the length matched by the data pattern.

Physical type: <insert_2>2

Data pattern length: <insert_3> bytes

Data length: <insert_4> Bytes

Severity

30 : Severe error

Explanation

The data element separation of the parent is 'Use Data Pattern'. The physical type of the element is either 'Null Terminated String', 'Length Encoded String 1' or 'Length Encoded String 2'. The length specified by the physical type does not equal the length matched by the data pattern for the element in the message model.

See following messages for details of the message set and physical format.

Response

One of the following actions may resolve the problem:

1. Check that the correct data pattern has been specified for the element in the message model.
 2. Check that the data for the element in the input message is correct.
-

BIP5633

The data length of element <insert_1> does not equal the tagged encoded length.

Physical type: Null Terminated String

Tagged encoded length: <insert_2> characters

Data length: <insert_3> characters

Severity

30 : Severe error

Explanation

The data element separation of the parent is 'Tagged Encoded Length'. The physical type of the element is 'Null Terminated String'. The length of the string that is specified by the null terminator does not equal the tagged encoded length in the input message. The tagged encoded length must be one greater than the string length to take into account the null terminator.

See subsequent messages for details of the message set and the physical format.

Response

One of the following actions might resolve the problem:

1. Check that the tagged encoded length for the element in the input message is correct.
 2. Check that the data for the element in the input message is correct.
-

BIP5634

The element <insert_1> within the unresolved choice <insert_2> has the physical type of <insert_3>, which is not allowed within an unresolved choice.

Severity

30 : Severe error

Explanation

When an unresolved choice is encountered the maximum length of the choice is calculated based on all

possible resolutions of the choice. If an element has the physical type of 'Length Encoded String 1', or 'Length Encoded String 2', or 'Null Terminated String', its length cannot be calculated from the message model. A choice is unresolved if it has a data element separation of Fixed Length, Fixed Length AL3, All Elements Delimited, or Variable Length Elements Delimited.

Response

A possible action is to modify the message model so that no element with a physical type of 'Length Encoded String 1', or 'Length Encoded String 2', or 'Null Terminated String', is contained within an unresolved choice.

BIP5635

The element <insert_1> has the physical type <insert_2> that is not allowed within a group or complex type that has a data element separation of 'Tagged Encoded Length'.

Severity

30 : Severe error

Explanation

If an element has the physical type of 'Length Encoded String 1' or 'Length Encoded String 2' it is not allowed within a group or complex type that has a data element separation of 'Tagged Encoded Length'. This is because both the physical type and the data element separation specify a length in the input stream that may conflict with one another.

Response

A possible action is to modify the message model so that no element with a physical type of 'Length Encoded String 1' or 'Length Encoded String 2' can occur within a group or complex type with a data element separation of 'Tagged Encoded Length'.

BIP5636

No alternative meanings found for markup found at byte <insert_1>.

Severity

0 : Information

BIP5651

No valid Content-Type header was found in the MIME header block by line <insert_1>.

Severity

20 : Error

Explanation

A valid Content-Type header is required in the top-level MIME header block and in any MIME header blocks for nested multipart parts.

Response

For information on MIME Content-Type, refer to the information center.

BIP5652

An invalid header line was encountered in the following MIME header block: <insert_1>1

Severity

20 : Error

Explanation

MIME header lines consist of a colon-delimited name-value pair.

Response

For information on the MIME message format, refer to the information center.

BIP5653

A MIME part delimiter was encountered, but is not valid at line <insert_1>.

Severity

20 : Error

Explanation

MIME multipart boundary delimiters start with a hyphen pair followed by a locally unique boundary string.

Response

For information on the MIME message format, refer to the information center.

BIP5654

An unexpected end of data occurred at line <insert_1>.

Severity

20 : Error

Explanation

The data might have been truncated, or a MIME boundary delimiter or header block separator might be missing.

Response

For information on the MIME message format, refer to the information center.

BIP5655

A MIME end-delimiter was encountered, but is not valid here: <insert_1>1

Severity

20 : Error

Explanation

MIME multipart boundary delimiters start with a hyphen pair followed by a boundary string and a further hyphen pair.

Response

For information on the MIME message format, refer to the information center.

BIP5656

Unexpected parse failure at or near: <insert_1>1

Severity

20 : Error

Explanation

Unexpected parse failure.

Response

This is an internal error. Contact your IBM support center.

BIP5657

An unexpected value-only element was found in logical tree: <insert_1>.

Severity

20 : Error

Explanation

Value-only elements can only appear as the first child, last child, or both, of Parts where they represent MIME preamble and epilogue data respectively.

Response

For information on the MIME message format, refer to the information center.

BIP5658

An invalid MIME media type <insert_1> was encountered in a Content-Type header.

Severity

20 : Error

Explanation

The MIME parser does not accept all MIME media types.

Response

For information on accepted MIME media types, refer to the information center.

BIP5659

The MIME parser was unable to convert data from base64 at or near line <insert_1>.

Severity

20 : Error

Explanation

The parser encountered some data that was identified as being base64 encoded by its Content-Transfer-Encoding header. The data is not a valid base64 sequence.

Response

For information on the MIME message format, refer to the information center.

BIP5661

A problem was encountered in the MIME logical tree near node <insert_1>.

Severity

20 : Error

Explanation

The logical tree does not conform to the structure expected for MIME.

Response

For information on the MIME logical tree, refer to the information center.

BIP5662

Invalid node encountered in the MIME logical tree: <insert_1>.

Severity

20 : Error

Explanation

A Parts node was encountered in the context of a non-multipart Content-Type.

Response

For information on the MIME logical tree, refer to the information center.

BIP5663

A problem was encountered in the MIME logical tree at element: <insert_1>.

Severity

20 : Error

Explanation

An element was encountered in the context of a multipart Content-Type which does not include a valid boundary parameter definition.

Response

For information on the MIME logical tree, refer to the information center.

BIP5664

A problem was encountered in the MIME logical tree at node: <insert_1>.

Severity

20 : Error

Explanation

The last child of a Data node must be owned by the BLOB domain.

Response

For information on the MIME logical tree, refer to the information center.

BIP5665

The MIME parser discarded some data from the bitstream at or near line <insert_1>.

Severity

10 : Warning

Explanation

The MIME parser found and discarded prolog or epilog data.

Response

For information on the MIME logical tree, refer to the information center.

BIP5666

The following encoding value will be interpreted as 0 by the MIME parser: <insert_1>.

Severity

10 : Warning

Explanation

The encoding value supplied is invalid.

Response

Check that the encoding value was set correctly. If the value appears to be valid please contact your IBM support center.

BIP5667

The value that is specified for the boundary parameter is not valid at or near <insert_1>.

Severity

20 : Error

Explanation

A valid boundary parameter is required in the Content-Type header for multipart MIME.

Response

Check that the Content-Type value is correct and that the boundary value does not include trailing white space. For information about MIME Content-Type and boundary, refer to the information center.

BIP5902

An error occurred in parser <insert_1> whilst parsing the field named <insert_2> on behalf of node <insert_4>. The data being parsed was <insert_3>.

Severity

10 : Warning

Explanation

This message gives the name of the field in the parser that was being parsed at the time the error occurred.

Response

You should check for other messages issued with this one for the full context of the error.

BIP5903

Invalid configuration message: type <insert_1> invalid for parser factory <insert_2>.

Severity

10 : Warning

Explanation

The message broker received a configuration message containing an instruction to create a message format detail of type <insert_1> but this is not a valid type for parser factory <insert_2>.

Response

No user action required.

BIP5904

Invalid configuration message: type <insert_1> invalid for parser factory <insert_2>.

Severity

10 : Warning

Explanation

The message broker received a configuration message containing an instruction to change a message format detail of type <insert_1> but this not a valid type for parser factory <insert_2>.

Response

No user action required.

BIP5905

Invalid configuration message: type <insert_1> invalid for parser factory <insert_2>.

Severity

10 : Warning

Explanation

The message broker received a configuration message containing an instruction to delete a message format detail of type <insert_1> but this not a valid type for parser factory <insert_2>.

Response

No user action required.

BIP5906

Invalid configuration message: type <insert_1> invalid for parser factory <insert_2>.

Severity

10 : Warning

Explanation

The message broker received a configuration message containing an instruction to report a message format detail of type <insert_1> but this not a valid type for parser factory <insert_2>.

Response

No user action required.

BIP5907

Invalid target.

Severity

20 : Error

Explanation

The target element must be a name element and may not have a value. In addition, the element must not be marked as 'special'. The supplied element has name <insert_1>, type <insert_2>, and value <insert_3>.

Response

Ensure that the field reference used to identify the target element correctly addresses a name element.

BIP5912

Error in parser <insert_1> whilst writing the field named <insert_2> to the bitstream.

Severity

10 : Warning

Explanation

This message gives the name of the field in the parser that was being written at the time the error occurred. The parser was trying to write <insert_3> into this field.

Response

You should check for other messages issued with this one for the full context of the error.

1.6. BIP6000-6999: Runtime components - WebSphere MQ and New Era parsers

BIP6001

Cannot find MQSI_PARAMETERS_FILE environment variable.

Severity

20 : Error

Explanation

In order to parse messages using the eon. parser, the MQSI_PARAMETERS_FILE environment variable must give the location of the parameters file giving the connection information for the database containing the eon. format definitions.

Response

Set the MQSI_PARAMETERS_FILE environment variable to provide the location of the parameters file. To enable the environment variable definition to take effect on an AIX or Solaris system, restart the message broker in the new environment. On an NT system, reboot the machine.

BIP6002

Cannot open
eon. parameters file <insert_1>.

Severity

20 : Error

Explanation

In order to parse messages using the eon. parser, the MQSI_PARAMETERS_FILE environment variable must give the location of the parameters file giving the connection information for the database containing the eon. format definitions.

Response

Correct the value of the MQSI_PARAMETERS_FILE environment variable to contain the full path to the eon. parameters file. On an NT system it will be necessary to reboot the machine in order for the change to have any effect

BIP6003

Error <insert_1> : <insert_2> connecting to
eon. format database with session <insert_3>.

Severity

20 : Error

Explanation

A database session could not be created using the specified session name, <insert_3>. The specific error was <insert_1> : <insert_2>.

Response

Check that the NN_CONFIG_FILE_PATH environment variable is set, and that the directory to which it points contains an nnsyreg.dat file appropriately configured for the above named session. It is necessary to stop and restart the broker to ensure that any changes that are made to fix this problem are seen by the broker.

BIP6004

Unsupported
eon. control message received.

Severity

20 : Error

Explanation

A message was received which specified one of the unsupported options OPT_SHUTDOWN or OPT_RELOAD_RULESET in the option buffer of the MQRFH header.

Response

The broker can be shut down using the normal WebSphere Message Broker mechanisms. In order to reload a ruleset a configuration message must be sent to the normal broker configuration queue, this can be performed using the mqswireload command. See the WebSphere Message Broker online documentation for more details on both of these operations.

BIP6005

eon. parser failed to process message: input format <insert_1>; error code <insert_2>; error text <insert_3>.

Severity

20 : Error

Explanation

When processing the message using input format <insert_1>, eon. reported an error. The eon. error code was <insert_2>. The eon. error text was <insert_3>.

Response

See the eon. manuals for further information.

BIP6007

Error connecting to eon. format database using session name <insert_1>.

Severity

20 : Error

Explanation

A database session could not be created using the specified session name, <insert_1>. There was no further information regarding the cause of the connection failure.

Response

Check that the NN_CONFIG_FILE_PATH environment variable is set, and that the directory to which it points contains an nnsyreg.dat file appropriately configured for the above named session. It is necessary to stop and restart the broker to ensure that any changes that are made to fix this problem are seen by the broker.

BIP6008

Error parsing eon. parameters file <insert_1> at column <insert_3> on line <insert_2>.

Severity

20 : Error

Explanation

The configuration file giving the database connection information for the eon. rules and format database was of an invalid format. The error occurred at column <insert_3> on line <insert_2>.

Response

Ensure that the file name given has the expected value. If not, change the value of the MQSI_PARAMETERS_FILE environment variable to the correct value, and reboot the machine. If the correct file is being read, check the WebSphere Message Broker documentation for the correct format for the file, correct the error and resend the message that prompted the failure. Changes to the file will be picked the next time it is necessary to connect to the eon. database.

BIP6009

Illegal modification of a eon. message.

Severity

20 : Error

Explanation

Generating messages which have a 'NNSY' body using a Compute node is not supported. If the message did not originate from a Compute node, this message indicates an internal error.

Response

Rewrite the message flow so that it does not attempt to generate eon. messages from a Compute node.

BIP6021

The RFH option buffer length was <insert_1>, however no name/value data was present.

Severity

20 : Error

Explanation

The buffer length was <insert_1>, however no name/value pairs were found in the option buffer.

Response

Consult the support team responsible for the application generating the RFH messages.

BIP6022

Name <insert_1> has no associated value.

Severity

20 : Error

Explanation

A name was found in the name/value option buffer with no associated value.

Response

Check the application that generated the message.

BIP6041

Bitstream cannot be aligned to a four byte boundary in codepage <insert_1>.

Severity

20 : Error

Explanation

The bitstream for this parser should be aligned on a four byte boundary. However after conversion to

the requested codepage it was not possible to do so.

Response

Either change the codepage to an SBCS codepage or change the content of the message.

BIP6042

End of message reached unexpectedly at offset <insert_1>.

Severity

20 : Error

Explanation

The end of the message was encountered before the message was syntactically complete.

Response

Correct the application (or compute expression) that generated the message.

BIP6043

Invalid folder size of <insert_1> detected within a WebSphere MQ MQRFH2 header.

Severity

20 : Error

Explanation

The folder size defined in an MQRFH2 header must be a multiple of four bytes, and must not be negative. The message being processed does not conform to this rule.

Response

Correct the application or the compute expression that generated the message.

BIP6044

Folder size of <insert_1> exceeds the size of the message.

Severity

20 : Error

Explanation

The folder size as given in the message would extend beyond the end of the message bitstream.

Response

Correct the application (or compute expression) that generated the message.

BIP6045

Value at offset <insert_1> must start with single or double quote: data just before error is <insert_2>; data just after error is <insert_3>.

Severity

20 : Error

Explanation

Attribute Values in the option buffer must start with a single or a double quote. The value at the message offset indicated did not.

Response

Correct the application (or compute expression) that generated the message.

BIP6046

Mismatched start and end tags at offset <insert_1>: data just before the error is <insert_2>; data just after the error is <insert_3>.

Severity

20 : Error

Explanation

The MQRFH2 parser encountered an end tag that did not match the currently open start tag in the name-value data area. The offset is from the beginning of the name-value length field which precedes the name-value data field that contains the error.

Response

Correct the application or the compute expression that generated the message.

BIP6047

Syntax error in attribute specification at offset <insert_1>: data just before the error is <insert_2>; data just after the error is <insert_3>.

Severity

20 : Error

Explanation

The MQRFH2 parser expected an '=' following the attribute name at the offset indicated.

Response

Correct the application or the compute expression that generated the message.

BIP6048

Error occurred at offset <insert_1> in the MQRFH2 name-value data area.

Severity

20 : Error

Explanation

An error occurred in the name-value data area. This message gives the location of the error in the option buffer. The offset is from the beginning of the name-value length field which precedes the name-value data field that contains the error.

Response

Correct the application or the compute expression that generated the message.

BIP6049

A folder was incompletely nested at offset <insert_1>.

Severity

20 : Error

Explanation

When processing the MQRFH2 header, a folder was encountered that was not correctly nested. Possible causes include missing or multiple end tags.

Response

Correct the application or the compute expression that generated the message.

BIP6050

A folder had an incorrect name specification at offset <insert_1>.

Severity

10 : Warning

Explanation

There is a syntax error in the folder at offset <insert_1>. A tag name was terminated with an invalid character.

Response

Correct the application (or compute expression) that generated the message.

BIP6060

Parser type <insert_1> created on behalf of node <insert_4> to handle portion of incoming message of length <insert_3> bytes beginning at offset <insert_2>.

Severity

0 : Information

BIP6061

Parser type <insert_1> created on behalf of node <insert_5> to handle portion of incoming message of length <insert_3> bytes beginning at offset <insert_2>. Parser type selected based on value <insert_4> from previous parser.

Severity

0 : Information

BIP6062

Invalid message body/header sequence <insert_2>/<insert_1> encountered by node <insert_3>.

Severity

10 : Warning

Explanation

The message broker has encountered a message body of type <insert_2> followed by a message header of type <insert_1>. It is not valid to have message headers following message bodies.

Response

Identify the source of the invalid message.

BIP6063

A parser of type <insert_1> was created on behalf of node <insert_3> to handle the input stream, beginning at offset <insert_2>.

Severity

0 : Information

BIP6064

A parser of type <insert_1> was created on behalf of node <insert_4> to handle the input stream, beginning at offset <insert_2>. The parser type was selected based on value <insert_3> from the previous parser.

Severity

0 : Information

BIP6065

A stream source was asked to provide all of its data.

Severity

10 : Warning

Explanation

The input transport is capable of providing input data through a stream. This allows portions of the input data to be read as required, so using less memory than transports that retrieve all of the data.

Although the input transport can read the data through a stream, the data is being passed to a component in the broker that requires all of the data be read in.

If the input data is large, there might be increased memory usage within this execution group.

Response

To help reduce memory usage, modify the message flow so that data provided by a stream is not passed to components in the broker that cannot process streams. In particular:

Avoid passing the data to parsers other than XMLNSC, MRM TDS and MRM CWF.

Avoid using ESQL functions, such as ASBITSTREAM and BITSTREAM, that request all of the data.

Avoid passing data to user-defined nodes and parsers.

Avoid passing the data to transports that do not support streams.

BIP6066

The <insert_1> parser could not parse the bitstream into a sequence of records. This type of parser does not support the Parsed Record Sequence option for the Record Detection parameter.

Severity

20 : Error

Explanation

In a FileInput node, the Record Detection parameter was set to Parsed Record Sequence on the Records and Elements tab so that the node propagates each matching structure as a separate message.

The message domain selected on the Inbound Message Parsing tab does not support this option. This option is only supported with the XMLNSC, MRM TDS and MRM CWF parsers.

Response

To avoid this problem, do one of the following:

Modify the Record Detection parameter on the Records and Elements tab so that the parser selected on the Inbound Message Parsing tab can be used.

Modify the Message domain parameter on the Inbound Message Parsing tab so that the XMLNSC, MRM TDS or MRM CWF parser is used.

BIP6067

The <insert_1> parser could not parse the bitstream into a sequence of records because no bytes were parsed for the current record.

Severity

20 : Error

Explanation

In a FileInput node, the Record Detection parameter was set to Parsed Record Sequence on the Records and Elements tab so that the node propagates each matching structure as a separate message.

For this processing to be successful, at least one byte must be parsed per record.

Response

Modify the bitstream, message model, or both so that at least one byte can be parsed per record.

BIP6068

A request was made to serialize a bitstream from element <insert_1> using parser <insert_2>. The result was zero bytes long.

Severity

10 : Warning

Explanation

The node or ESQL ASBITSTREAM function requested that an element serialize its bitstream and this resulted in no bytes being written.

Response

If the output bitstream should not have been zero bytes long, ensure that the correct element was specified.

If the parser name is blank or set to a root parser, associate an owning parser with the element:

If created in ESQL, the DOMAIN clause of the CREATE statement can be used.

If created using the user-defined extension API use a method that allows a parser to be specified.

BIP6081

The bit stream contains an unrecognized entity at offset <insert_1>. The preceding text is <insert_2> and the following text is <insert_3>.

Severity

20 : Error

Explanation

An ampersand (&) was found in the bit stream, but it does not introduce a valid, recognized entity for substitution.

Response

Examine the bit stream and determine why an invalid bit stream was supplied.

BIP6082

Invalid target element. Type = <insert_1>, Name = <insert_2>, value = <insert_3>.

Severity

20 : Error

Explanation

The target element of a folder bit-stream operation must be a name element and may not have a value. The supplied target did not meet this requirement.

Response

Ensure that the field reference used to identify the target element correctly addresses a name element.

BIP6083

Invalid character in element name at offset <insert_1>. The preceding text is <insert_2> and the following text is <insert_3>.

Severity

20 : Error

Explanation

The set of characters that can be used for element names is restricted.

Response

Examine the bit stream and determine why an invalid bit stream was supplied.

BIP6084

End of message reached unexpectedly at offset <insert_1>. The preceding text is <insert_2>.

Severity

20 : Error

Explanation

The end of the message was encountered before the message was syntactically complete.

Response

Examine the bit stream and determine why an invalid bit stream was supplied.

BIP6085

Syntax error in attribute specification at offset <insert_1>. The preceding text is <insert_2> and the following text is <insert_3>.

Severity

20 : Error

Explanation

An '=' is required between an attribute name and its value.

Response

Examine the bit stream and determine why an invalid bit stream was supplied.

BIP6086

Invalid character at offset <insert_1>. The preceding text is <insert_2> and the following text is <insert_3>.

Severity

20 : Error

Explanation

Attribute values must be enclosed in single or double quotes.

Response

Examine the bit stream and determine why an invalid bit stream was supplied.

BIP6087

Mismatched start and end tags at offset <insert_1>. The preceding text is <insert_2> and the following text is <insert_3>.

Severity

20 : Error

Explanation

An end tag name that does not match the matching start tag name was encountered.

Response

Examine the bit stream and determine why an invalid bit stream was supplied.

BIP6088

Syntax error at offset <insert_1>. The preceding text is <insert_2> and the following text is

<insert_3>.

Severity

20 : Error

Explanation

End tags must end with the sequence '/>'. '/' was encountered, but is not followed by '>'.

Response

Examine the bit stream and determine why an invalid bit stream was supplied.

BIP6089

An error occurred whilst parsing in a bit-stream of type <insert_1>.

Severity

20 : Error

Explanation

See the following messages for details of the error.

Response

Examine the bit-stream and determine why an invalid bit-stream was supplied.

BIP6090

Generic expression: Column <insert_1> in row <insert_2> within the namespace map, owned by node <insert_3>, is missing a value.

Severity

20 : Error

Explanation

The namespace map cannot be processed. This is an internal error.

Response

Contact your IBM support center.

BIP6091

Generic expression: The value of column <insert_1> in row <insert_2> within namespace map, owned by node <insert_3>, was expected to be a character string.

Severity

20 : Error

Explanation

The namespace map cannot be processed. This is an internal error.

Response

Contact your IBM support center.

BIP6092

In the namespace map owned by node <insert_2> the prefix <insert_1> is associated with more than one namespace URI.

Severity

20 : Error

Explanation

This is an internal error. The namespace map should not contain more than one entry for a namespace prefix.

Response

Open the namespace map for the node in the flow editor and delete any duplicate entries. Contact your IBM support center if you are unable to determine the cause of the problem.

BIP6093

Generic expression: XPath expressions do not require message objects assigned as variable values.

Severity

20 : Error

Explanation

An attempt was made to assign a message to a variable name, in node <insert_1>.

Response

None.

BIP6094

Generic expression: ImbXPathValue cannot be created. The value is not a known ImbValue type.

Severity

20 : Error

Explanation

None.

Response

None.

BIP6095

Generic expression: ImbXPathValue cannot be created. The value has an incorrect ImbValue state.

Severity

20 : Error

Explanation

None.

Response

None.

BIP6096

Generic expression: ESQL expressions do not require XPath value objects assigned as variable values.

Severity

20 : Error

Explanation

An attempt was made to assign an XPath value to a variable name, in node <insert_1>.

Response

None.

BIP6097

Generic expression: The ESQL expression, in node <insert_1>, cannot be evaluated. It was not possible to acquire either the input root message, its owning message group, or the context.

Severity

20 : Error

Explanation

None

Response

None.

BIP6098

Generic expression: The ESQL expression, in node <insert_1>, cannot be evaluated. It was not possible to acquire the input local environment message.

Severity

20 : Error

Explanation

None

Response

None.

BIP6099

Generic expression: The ESQL expression, in node <insert_1>, cannot be evaluated. It was not possible to acquire the input exception list message.

Severity

20 : Error

Explanation

None

Response

None.

BIP6101

An error has occurred in the <insert_1> parser when reading a message.

Severity

20 : Error

Explanation

The parser has encountered an error whilst trying to read a part of the message or message header.

Response

Check the application that generated the message to ensure that the message is well formed. If the problem persists, you should report it to the support organization responsible for the parser that detected the error. If this is an IBM supplied parser, you should contact your IBM support center.

BIP6102

An error has occurred in parser <insert_1> when generating the message.

Severity

20 : Error

Explanation

An error has occurred in the parser when it was attempting to create a bitstream representation of the message. Either the element tree is incorrect for this parser type or the parser is in error.

Response

Correct the application or compute expression that generated the element tree.

BIP6103

Parser <insert_1> has encountered an error.

Severity

20 : Error

Explanation

The parser has encountered an error. More details are given by further error messages. This message is issued to enable the application to identify the failing parser.

Response

Analyze the information contained in the following messages and act accordingly.

BIP6104

Lack of system resources, broker failed to allocate memory.

Severity

20 : Error

Explanation

An attempt to allocated memory was denied by the operating system. You should allocate more paging space before the broker is restarted.

Response

This is a fatal error and the broker needs to be restarted.

BIP6105

The remaining bitstream is too small to contain an <insert_1> structure.

Severity

20 : Error

Explanation

The bitstream, as presented to the <insert_2> parser, is too small to contain a structure of type <insert_1>. The message appears to have been truncated.

Response

Check with the support group responsible for the parser in question.

BIP6106

Length of parser field name <insert_1> was <insert_2>. It should be <insert_3>.

Severity

20 : Error

Explanation

The length of the value does not match the required length for the field.

Response

Correct the application (or compute expression) that generated the message.

BIP6107

The value of field name <insert_1> must be a boolean, its value was <insert_2>.

Severity

20 : Error

Explanation

The type of the element must be boolean for field name <insert_1>.

Response

Check the application (or compute expression) generating the message, and verify that the message agrees with any definition held in the message repository.

BIP6108

The value of field name <insert_1> must be a byte string, its value was <insert_2>.

Severity

20 : Error

Explanation

The type of element for this field must be a byte string.

Response

Check the application (or compute expression) generating the message, and verify that the message agrees with any definition held in the message repository.

BIP6109

The value of field name <insert_1> must be a character string, its value was <insert_2>.

Severity

20 : Error

Explanation

The type of this element must be a character string for this field.

Response

Check the application (or compute expression) generating the message, and verify that the message agrees with any definition held in the message repository.

BIP6110

The value of field name <insert_1> must be a date, its value was <insert_2>.

Severity

20 : Error

Explanation

The type of element for this field must be a date.

Response

Check the application (or compute expression) generating the message, and verify that the message agrees with any definition held in the message repository.

BIP6111

The value of field name <insert_1> must be a time stamp, its value was <insert_2>.

Severity

20 : Error

Explanation

The type of element for this field must be a time stamp.

Response

Check the application (or compute expression) generating the message, and verify that the message agrees with any definition held in the message repository.

BIP6112

The value of field name <insert_1> must be a time, its value was <insert_2>.

Severity

20 : Error

Explanation

The type of element for this field must be a time.

Response

Check the application (or compute expression) generating the message, and verify that the message agrees with any definition held in the message repository.

BIP6113

The value of field name <insert_1> must an integer, its value was <insert_2>.

Severity

20 : Error

Explanation

The type of this element must be an integer for this field.

Response

Check the application (or compute expression) generating the message, and verify that the message agrees with any definition held in the message repository.

BIP6114

The value of field name <insert_1> must be an interval, its value was <insert_2>.

Severity

20 : Error

Explanation

The type of this element must be an interval for this field.

Response

Check the application (or compute expression) generating the message, and verify that the message agrees with any definition held in the message repository.

BIP6115

Unconvertible field value for <insert_1>.

Severity

20 : Error

Explanation

The element for a field could not be converted to the required type.

Response

Check the application (or compute expression) generating the message, and verify that the message agrees with any definition held in the message repository.

BIP6116

Message broker internal program error.

Severity

20 : Error

Explanation

An attempt was made to parse a message but no parse buffer was supplied. This is an internal error in the parser.

Response

Contact your IBM support center.

BIP6117

Internal parser error.

Severity

20 : Error

Explanation

An internal parser error has been detected.

Response

You should report this problem to the support organization responsible for the parser that detected the error. If this is an IBM supplied parser, you should contact your IBM support center.

BIP6118

The remaining bitstream is too small to contain the indicated structure.

Severity

20 : Error

Explanation

The bitstream, as presented to the <insert_2> parser, is too small to contain the <insert_1> structure. The length of this structure as given in the structure header is <insert_3>. The message appears to have been truncated.

Response

Check with the support group responsible for the parser in question.

BIP6119

The bitstream for <insert_1> contained an unrecognized entity.

Severity

20 : Error

Explanation

An ampersand was found in the bitstream but did not introduce a valid, recognized entity for substitution.

Response

Check with the support group responsible for the parser in question.

BIP6121

Command and Response not valid for Type field of a parameter.

Severity

20 : Error

Explanation

You have specified either Command or Response in the Type field of a Parameter. These two values are only valid for the Type field of the Command not the type field of a parameter.

Response

You should contact the support group responsible for maintaining the application that generated the error, or the support group responsible for your Compute node SQL expression depending on the source of the erroneous message.

BIP6122

Parameter type of <insert_1> for PCF headers is not handled by the PCF parser.

Severity

20 : Error

Explanation

The parameter type specified is not valid when used in the command header.

Response

The message flow processing the message must be modified to avoid referencing or setting the contents of the WebSphere MQ PCF header containing the unsupported parameter type.

BIP6220

Parser class <insert_1> already exists.

Severity

0 : Information

Explanation

A user-defined parser factory has attempted to define a parser class, but a parser class of that name already exists. The request is rejected.

Response

Ensure that the parser class names do not clash.

BIP6221

Generic expression: The ESQL expression, in node <insert_1>, cannot be evaluated. It was not possible to acquire the environment message.

Severity

20 : Error

Explanation

None

Response

None.

BIP6222

Generic expression: The ESQL expression, in node <insert_1>, cannot be evaluated. It was not possible to acquire either the output root message, its owning message group and context, or the environment message.

Severity

20 : Error

Explanation

None

Response

None.

BIP6223

Generic expression: The ESQL expression, in node <insert_1>, cannot be evaluated. It was not possible to acquire either the output local environment, its owning message group and context, or the environment message.

Severity

20 : Error

Explanation

None

Response

None.

BIP6224

Generic expression: The ESQL expression, in node <insert_1>, cannot be evaluated. It was not possible to acquire either the output exception list message, its owning message group and context, or the environment message.

Severity

20 : Error

Explanation

None

Response

None.

BIP6225

Generic expression: The ESQL expression, in node <insert_1>, cannot be evaluated. It was not possible to acquire either the environment message, its owning message group, or its context.

Severity

20 : Error

Explanation

None

Response

None.

BIP6226

Generic expression: The ESQL expression, in node <insert_1>, cannot be evaluated. It required navigation to an output tree that was not supplied to us.

Severity

20 : Error

Explanation

None

Response

None.

BIP6227

Generic expression: The MessageAssembly type could not be recognized. An incorrect variable name <insert_1> was provided for an assigned MessageAssembly.

Severity

20 : Error

Explanation

None

Response

None.

BIP6228

Generic expression: It was not possible to parse the XPath expression, in node <insert_1>. An incorrect XPath expression was supplied. An XPath location step was expected.

Severity

20 : Error

Explanation

None

Response

None.

BIP6229

Generic expression: It was not possible to parse an ESQL expression, in node <insert_1>. An incorrect ESQL expression was supplied. An ESQL path element was expected.

Severity

20 : Error

Explanation

None

Response

None.

BIP6230

Generic expression: It was not possible to parse an expression, in node <insert_1>. An incorrect expression was supplied: <insert_2>.

Severity

20 : Error

Explanation

None

Response

None.

BIP6231

An error occurred in node: <insert_1>1 Exception details: <insert_2>2

Severity

20 : Error

Explanation

An error message was generated by the node.

Response

Contact your IBM support center if you are unable to determine the cause of the problem.

BIP6232

An error occurred in node: <insert_1>1 There was a problem loading database driver class: <insert_2>2 Exception details: <insert_3>3

Severity

20 : Error

Explanation

The node was unable to load the specified JDBC driver class.

Response

Contact your WebSphere Message Broker administrator.

BIP6233

An error occurred in node: <insert_1>1 There was a problem establishing a connection to the given database URL: <insert_2>2 Exception details: <insert_3>3

Severity

20 : Error

Explanation

The node was unable to establish a connection to the given database URL.

Response

Contact your WebSphere Message Broker administrator.

BIP6234

Error in node: <insert_1>1 There was a problem setting an auto-commit mode to a given state for

connection. Exception details: <insert_2>2

Severity

20 : Error

Explanation

The node was unable to switch off database transactional support for an acquired JDBC database connection. This node performs only read-only interactions with a given data source.

Response

Contact your WebSphere Message Broker administrator.

BIP6235

Error in node: <insert_1>1 There was a problem releasing a JDBC connection. Exception details: <insert_2>2

Severity

20 : Error

Explanation

The node was unable to release an acquired JDBC database connection.

Response

Contact your WebSphere Message Broker administrator.

BIP6236

Error in node: <insert_1>1 There was a problem creating a prepared statement: <insert_2>2 Exception details: <insert_3>3

Severity

20 : Error

Explanation

The node was unable to create a prepared statement on an acquired JDBC connection.

Response

Contact your WebSphere Message Broker administrator.

BIP6237

Error in node: <insert_1>1 A problem was encountered during management of acquired JDBC connections. Exception details: <insert_2>2

Severity

20 : Error

Explanation

The node was unable to retrieve JDBC connection details.

Response

Contact your WebSphere Message Broker administrator.

BIP6238

Error in node: <insert_1>. Prepared statement: <insert_2>. A problem was encountered during processing of a result set returned from a database query. An unsupported value type <insert_3> was returned for column <insert_4>.

Severity

20 : Error

Explanation

The node was unable to convert and store the result returned for column <insert_4>.

Response

Contact your WebSphere Message Broker administrator.

BIP6239

Error in node: <insert_1>. A problem was encountered while closing a prepared statement owned by an idle JDBC connection. Prepared statement: <insert_2>. Exception details: <insert_3>.

Severity

20 : Error

Explanation

The node was unable to immediately release database and JDBC resources owned by a statement object.

Response

Contact your WebSphere Message Broker administrator.

BIP6240

Error in node: <insert_1>. A problem was encountered while storing column values that were returned in a result set from a JDBC database query. Prepared statement: <insert_2>. Exception details: <insert_3>3

Severity

20 : Error

Explanation

None

Response

Contact your WebSphere Message Broker administrator.

BIP6241

Error in node: <insert_1>. A problem was encountered during execution of prepared statement: <insert_2>. Exception details: <insert_3>.

Severity

20 : Error

Explanation

Either a database access error has occurred, or the SQL statement did not return a result set.

Response

Contact your WebSphere Message Broker administrator.

BIP6242

Error in node: <insert_1>. A problem was encountered during execution of a prepared statement that includes parameter inserts: <insert_2>. Exception details: <insert_3>.

Severity

20 : Error

Explanation

Either a problem was encountered while setting values for the JDBC SQL query parameter inserts in the above statement, or during query execution a database access error occurred, or the SQL statement did not return a result set.

Response

Contact your WebSphere Message Broker administrator.

BIP6243

Error in node: <insert_1>. A problem was encountered when closing a result set returned from a query using a prepared statement: <insert_2>. Exception details: <insert_3>3

Severity

20 : Error

Explanation

The node was unable to immediately release database and JDBC resources owned by a ResultSet object.

Response

Contact your WebSphere Message Broker administrator.

BIP6244

Error in node: <insert_1>. A problem was encountered inserting parameter values into prepared statement: <insert_2>.

Severity

20 : Error

Explanation

The node was unable to insert a value for parameter <insert_3> into the prepared statement. The parameter value acquired from a broker tree element is an unsupported object type <insert_4>.

Response

Contact your WebSphere Message Broker administrator.

BIP6245

Error in node: <insert_1>. A problem was encountered inserting parameter values into prepared statement: <insert_2>.

Severity

20 : Error

Explanation

The node was unable to insert a value for parameter <insert_3> into the prepared statement. It is not possible to use a parameter value acquired from a broker tree element that does not have a valid value state. The value state of the element is <insert_4>.

Response

Contact your WebSphere Message Broker administrator.

BIP6246

Error in node: <insert_1>. A problem was encountered inserting parameter values into prepared statement: <insert_2>.

Severity

20 : Error

Explanation

The node was unable to insert a value for parameter <insert_3> into the prepared statement. It is not possible to use a parameter value acquired from a broker tree element that is of an unknown type. The element type is <insert_4>.

Response

Contact your WebSphere Message Broker administrator.

BIP6247

Error in node: <insert_1>. A problem was encountered evaluating general expression <insert_2>, which was given for the <insert_3> element value in the query element table for this node.

Severity

20 : Error

Explanation

The node evaluated the provided expression against the incoming message tree, but the result of the expression has returned an empty list containing no broker tree elements.

Response

Examine the provided expression to confirm that it is correct.

BIP6248

Error in node: <insert_1>. A problem was encountered evaluating general expression <insert_2>, which was given for the <insert_3> element value in the query element table for this node.

Severity

20 : Error

Explanation

The node evaluated the provided expression against the incoming message tree, but the result of the expression has returned null. A single element, double, boolean or string value was expected to be returned.

Response

Examine the provided expression to confirm that it is correct.

BIP6249

Error in node: <insert_1>. A problem was encountered evaluating read-write path expression <insert_2>, which was given for the <insert_3> data element expression in the data element table for this node.

Severity

20 : Error

Explanation

The node evaluated the provided expression against the outgoing message tree, but the result of the expression has returned an element list where the first element is null. A single element value was expected to be returned.

Response

Examine the provided expression to confirm that it is correct.

BIP6250

Error in node: <insert_1>. A problem was encountered evaluating the result set from prepared statement: <insert_2>, which was given for the <insert_3> data element expression in the data element table for this node.

Severity

20 : Error

Explanation

The node evaluated the result set for column <insert_3>, for data element table row entry <insert_4>. A value was expected, but none was found for this column in the set.

Response

Examine the provided prepared statement to confirm that it is correct.

BIP6251

Error in node: <insert_1>. A problem was encountered evaluating read-write path expression <insert_2>, which was given for the <insert_3> data element expression in the data element table for this node.

Severity

20 : Error

Explanation

The node evaluated the provided expression against the outgoing message tree, but the result of the expression has returned either null or an empty element list, or has not returned an element list object.

Response

Examine the provided expression to confirm that it is correct.

BIP6252

Error in node: <insert_1>. A problem was encountered evaluating general expression <insert_2>, which was given for the <insert_3> element value in the query element table for this node.

Severity

20 : Error

Explanation

The node evaluated the provided expression against the incoming message tree, but the result of the expression has returned an element list where the first element is null. A single element value was expected to be returned.

Response

Examine the provided expression to confirm that it is correct.

BIP6253

Error in node: <insert_1>. Could not locate JDBC Provider entry <insert_2> in the broker registry, which was given for the data source name property for this node.

Severity

20 : Error

Explanation

The node can not establish a connection with a database if the provided JDBC data source definition is not present as an entry in the registry associated with the broker.

Response

Examine the data source name provided on the node and ensure the value given matches an existing JDBC Provider registry entry for the broker concerned.

BIP6254

Evaluating the contents of a result set returned from a database query in node: <insert_4>.

Severity

0 : Information

Explanation

Extracting an SQL data type <insert_1> for qualified database column name <insert_3> returned for row number <insert_2> in the result set.

Response

No user action required.

BIP6255

Evaluating the contents of a result set returned from a database query in node: <insert_1>.

Severity

0 : Information

Explanation

Extracting a value of <insert_3> for qualified database column name <insert_2>.

Response

No user action required.

BIP6256

When evaluating the contents of a result set returned from a database query in node: <insert_1>, the SQL select statement failed to produce a match.

Severity

10 : Warning

Explanation

A problem was encountered processing the results set returned for a database query performed by this node. There are no rows present in the result set.

Response

The SQL select statement issued by this node has produced an empty result set, indicating that the test conditions forming the query were not satisfied. As a consequence this node will pass its original message unchanged down the 'keyNotFound' output terminal for the node. This condition may have been expected, in which case no further action is required. Alternatively, you can further refine the SQL query configured for this node, in order to improve the chances of the test conditions within the WHERE clause being satisfied.

BIP6257

Executing a prepared SQL query against a database connected to by node: <insert_1>.

Severity

0 : Information

Explanation

The SQL query statement is <insert_2>.

Response

No user action required.

BIP6258

Executing a prepared SQL query with parameters against a database connected to by node: <insert_1>.

Severity

0 : Information

Explanation

The parameterized SQL query statement is <insert_2>.

Response

No user action required.

BIP6259

Setting the value of a designated parameter within a prepared parameterized SQL query used by node: <insert_6>.

Severity

0 : Information

Explanation

Setting a value of type <insert_1> for a parameter at position <insert_2> with a value of <insert_3>. This parameter has a target SQL type of <insert_4> and a target scale value of <insert_5>.

Response

No user action required.

BIP6260

Setting the value of a designated parameter within node: <insert_1>.

Severity

0 : Information

Explanation

Setting value of <insert_2> into parameter.

Response

No user action required.

BIP6261

Loading the JDBC driver class for node: <insert_1>.

Severity

0 : Information

Explanation

The JDBC driver class named <insert_2> was loaded, with major number version <insert_3> and minor number version <insert_4>. The driver is a genuine JDBC Compliant driver: <insert_5>.

Response

No user action required.

BIP6262

Using a JDBC connection URL to connect to the JDBC driver class for node: <insert_1>.

Severity

0 : Information

Explanation

The JDBC connection URL is <insert_2>.

Response

No user action required.

BIP6263

Error in node: <insert_1>. A problem was encountered obtaining a JDBC connection for this node.

Severity

20 : Error

Explanation

The node has made attempts to make a database connection to the given URL <insert_3>. The loaded JDBC driver class <insert_2> is the wrong kind of driver to connect to the given URL.

Response

Examine the data source name provided on the node and ensure that the given value matches an existing JDBC Provider registry entry for the broker concerned. Examine the details associated with the JDBC Provider entry in the registry, to ensure they are correct. Examine your environment to ensure that only one driver is being loaded and that it is the correct driver for the connection URL given in the JDBC Provider entry. Contact your IBM support center if you are unable to determine the cause of the problem.

BIP6264

Setting the value of a designated parameter within a prepared parameterized SQL query used by node: <insert_4>.

Severity

0 : Information

Explanation

Setting value of type <insert_1> for parameter at position <insert_2> with a value of <insert_3>.

Response

No user action required.

1.7. BIP7000-7999: Runtime components - Publish Subscribe

BIP7001

ACL already exists for topic <insert_1> and principal <insert_2>.

Severity

20 : Error

Explanation

The broker received a request to create an ACL which already exists.

Response

You must use change or delete to act on the existing ACL or re-specify the topic or the principal to create a new ACL entry. If you don't expect this ACL to exist, check that the ACL has not already been created by another user, and that you have deployed any changes you wish to make.

BIP7002

ACL update error on topic <insert_1> and principal <insert_2>.

Severity

20 : Error

Explanation

An internal error caused the update on the ACL for topic <insert_1> and principal <insert_2> to fail.

Response

Verify the topic and principal are correct and retry the operation. If the operation continues to fail, contact your IBM support center.

BIP7003

Syntax error in topic, reason code <insert_1>.

Severity

20 : Error

Explanation

There is a syntax error in the filter expression. Possible reason codes are: (1245) Internal Error. (1246) A topic wildcard character was used incorrectly. (1247) A topic segment separator appears in an incorrect position.

Response

Refer to the online help for more information on allowable topics, correct the syntax error and repeat the operation. If an internal error has been reported you should contact your IBM support center.

BIP7005

ACL not found for topic <insert_1> and principal <insert_2>.

Severity

20 : Error

Explanation

The ACL operation failed because there is no ACL for topic <insert_1> and principal <insert_2>.

Response

Create the ACL before the operation, or verify the topic and principal are correct and retry the operation. If you expect this ACL to exist, check that the ACL has not been removed by another user, and that you have deployed any changes you wish to make.

BIP7006

No such principal <insert_1>.

Severity

20 : Error

Explanation

The operation failed because principal <insert_1> does not exist.

Response

Verify the principal is correct and retry the operation. If you expect this principal to exist, check that it has not been changed by another user, and that you have deployed any changes you wish to make.

BIP7007

Syntax error in filter, reason code <insert_1>.

Severity

20 : Error

Explanation

The topic contains a syntax error. Possible reason codes are: (1233) An exception occurred in the matching engine. (1249) An exception occurred while parsing a subscription selector.

Response

Refer to the online help for more information on allowable SQL expressions, correct the syntax error and repeat the operation.

BIP7008

Security not enabled.

Severity

30 : Severe error

Explanation

The operation failed because security was not enabled.

Response

This is an internal error and you should contact your IBM Support center.

BIP7009

Security policy violation - <insert_1> <insert_2> <insert_3>.

Severity

20 : Error

Explanation

There was a violation of security policy or authorization was denied.

Response

Ensure that the user has the required authority to complete the operation and retry.

BIP7011

Duplicate broker (Queue Manager <insert_1>).

Severity

30 : Severe error

Explanation

The attempt to add a neighboring broker was unnecessary because the neighbor with Queue Manager <insert_1> is already known. This could indicate that the Configuration Manager is in an invalid state.

Response

This is an internal error and you should contact your IBM support center.

BIP7012

Duplicate connection to broker (Queue Manager <insert_1>) with id <insert_2>.

Severity

30 : Severe error

Explanation

A connection with id <insert_2> to broker (Queue Manager <insert_1>) was not created because it already exists. This could indicate that the Configuration Manager is in an invalid state.

Response

This is an internal error and you should contact your IBM support center.

BIP7013

Unknown broker (Queue Manager <insert_1>).

Severity

30 : Severe error

Explanation

The operation failed because the broker (Queue Manager <insert_1>) is unknown.

Response

This is an internal error and you should contact your IBM support center.

BIP7014

Unknown connection with id <insert_2> to broker (Queue Manager <insert_1>).

Severity

30 : Severe error

Explanation

The operation failed because the connection with id <insert_2> to broker (Queue Manager <insert_1>) is unknown.

Response

This is an internal error and you should contact your IBM support center.

BIP7015

Permission conflict <insert_1>.

Severity

20 : Error

Explanation

The operation failed because of an attempt to set incompatible permissions <insert_1>.

Response

Ensure that the permissions specified are not mutually exclusive, and retry the operation. Refer to the online help for more information on valid combinations of permissions.

BIP7016

Native security system error <insert_1>.

Severity

20 : Error

Explanation

A call has been made to the operating system and there has been a error code returned.

Response

Look up the error code in your operating system documentation, and correct the problem. If the problem persists, contact your IBM support center.

BIP7017

Unknown user <insert_1>.

Severity

10 : Warning

Explanation

The user <insert_1> was not found in the security information.

Response

This may be an unauthorized user. However, if you expect the user to be able to access the broker, then this is an internal error, and you should contact your IBM support center.

BIP7018

Client (id <insert_1>) not registered.

Severity

20 : Error

Explanation

An attempt was made to deregister a subscription registered by the client with id <insert_1>, but this subscription was not found, or some other error prevented the subscription being deregistered.

Response

Other messages in the log may give more details why the subscription was not deregistered. If the subscribing application involves a temporary dynamic queue, try stopping this application. If publications are no longer being sent to the subscriber queue, this message may be ignored, otherwise this is an internal error and should be reported to your IBM support center.

BIP7019

Problem accessing the broker database for publish/subscribe function.

Severity

20 : Error

Explanation

A problem was encountered when accessing the broker database while processing a publish/subscribe function. The available information is given above in other messages.

Response

Check that the database is started and accessible, by using your database management tools. You may find some useful information in the problem determination section of the product documentation. Investigate any error codes given in the message above in your database documentation.

BIP7020

Start up failure <insert_1>.

Severity

30 : Severe error

Explanation

Initialization of the Publication node failed.

Response

Check the system log for possible errors and restart the broker.

BIP7021

Internal Error in the PubSub Matching Engine <insert_1>.

Severity

20 : Error

Explanation

An internal error has occurred in the Matching Engine, recoverable work will be rolled back and then processing will continue.

Response

This is an internal error and you should contact your IBM support center.

BIP7022

Problem removing expired subscription.

Severity

30 : Severe error

Explanation

An exception has occurred whilst removing an expired subscription. Previous messages will indicate the exact nature of this exception and its severity. The Publish/Subscribe Service has been rolled back.

Response

Check the error messages which precede this error to determine why the failure occurred, and take action as described by those messages.

BIP7023

Subscription to topic <insert_2> was not found for client <insert_1>.

Severity

30 : Severe error

Explanation

During processing of a RegisterSubscriber or a RequestUpdate request the subscription which client <insert_1> had for topic <insert_2> could not be found. The broker will be terminated.

Response

This is an internal error. Contact your IBM support center.

BIP7024

Cannot create or modify ACLs without access to information on users and groups.

Severity

20 : Error

Explanation

The operation failed because the user/group cache for the broker is empty. The broker maintains a persistent cache of user and group information which it initially receives from the User Name Server. The cache will be empty if the broker has never successfully registered with the User Name Server, or if the registration is not complete at the time the ACL creation or modification request is processed.

Response

Check that the User Name Server has been started, and that the broker has successfully registered with the User Name Server. If the registration occurs after this failure, then retry the operation. Check preceding system log entries for related errors. Contact your IBM support center if the problem persists.

BIP7025

User does not have permission to subscribe to a topic: <insert_1>.

Severity

10 : Warning

Explanation

Authorization to subscribe or request an update on a topic has been denied.

Response

Ensure that the user has the required authority to complete the operation and retry.

BIP7026

User does not have publish permission on a topic: <insert_1>.

Severity

10 : Warning

Explanation

Authorization to publish or delete a publication on a topic has been denied.

Response

Ensure that the user has the required authority to complete the operation and retry.

BIP7027

User cannot receive a message because they do not have subscribe permission on a topic: <insert_1>.

Severity

0 : Information

Explanation

Authorization to deliver a publication on a topic to a subscriber has been denied.

Response

If you require that the user should receive such publications revise the appropriate group or user ACLs and retry.

BIP7028

A Type Exception occurred in the PubSub Matching Engine when processing a publication against a filter: <insert_1>.

Severity

10 : Warning

Explanation

The PubSub Matching Engine encountered a mismatch in data types when driving a publication against a filter.

Response

Check the types of the subscription filter's fields against those supplied in the corresponding publications and retry the operation.

BIP7029

A Parsing Exception occurred when processing a published message to see if it matched a subscriber's filter.

Severity

10 : Warning

Explanation

The PubSub Matching Engine requested that a message be parsed in order to determine whether it matched a subscriber's filter. The parsing operation was unsuccessful.

Response

See related messages.

BIP7030

Publish/Subscribe state recovery failed.

Severity

20 : Error

Explanation

A problem was encountered when accessing the broker database while processing transactional recovery for publish/subscribe information following some other error. The available information is given above in other messages. Refer to earlier messages for the original cause of the transaction failure.

Response

Check that the database is started and accessible, by using your database management tools. You may find some useful information in the problem determination section of the product documentation. Investigate any error codes given in the message above in your database documentation.

BIP7031

Publish/Subscribe state recovery started due to transaction rollback.

Severity

0 : Information

Explanation

A transaction which involved an update to the Publish/Subscribe state has been rolled back in the broker. In order to restore the Publish/Subscribe state to its prior value, it will be recovered from the broker's database. The available information is given above in other messages. Refer to earlier messages for the original cause of the transaction failure.

Response

This message is for information only. There should be a matching message to indicate that recovery is complete; if such a message is not produced, then an error has occurred and it may be necessary to restart the broker.

BIP7032

Publish/Subscribe state recovery started due to incorrect sequence number.

Severity

0 : Information

Explanation

An internal Publish/Subscribe message has been received with an incorrect sequence number. This indicates that the broker's Publish/Subscribe state is inconsistent, and will be recovered from the broker's database.

Response

This message is for information only. There should be a matching message to indicate that recovery is complete; if such a message is not produced, then an error has occurred and it may be necessary to restart the broker.

BIP7033

Publish/Subscribe state recovery completed.

Severity

0 : Information

Explanation

Recovery of the Publish/Subscribe state from the broker's database is complete.

Response

This message is for information only. No action is required.

BIP7040

Unknown parameter name <insert_1>.

Severity

20 : Error

Explanation

The parameter name <insert_1> is not a valid configuration parameter of the node.

Response

If this error has occurred as a result of an action from the Message Brokers Toolkit, it is an internal error and you should contact your IBM support center. Otherwise, correct the invalid parameter name, then retry the operation.

BIP7041

Invalid parameter value <insert_1> <insert_2>.

Severity

20 : Error

Explanation

The parameter <insert_1> had a value <insert_2> which is outside its allowed range, contains disallowed characters, is not a member of the permitted set of values, or was invalid for some other reason.

Response

If this error has occurred as a result of an action from the Message Brokers Toolkit, it is an internal error and you should contact your IBM support center. Otherwise, correct the invalid value, then retry the operation.

BIP7047

Neighbor (Queue Manager <insert_1>) failed to register the subscription request with reason code <insert_2>.

Severity

10 : Warning

Explanation

The Neighbor broker could not process the subscription request successfully. Broker will send the subscription request again.

Response

Check the reason code and resolve the issue on Neighbor broker.

BIP7049

Unexpected Java exception <insert_1>.

Severity

20 : Error

Explanation

An unexpected exception was thrown from Java code. The detail shows the Java stack trace where the exception occurred. The broker may continue to run but may produce unexpected results.

Response

Restart the broker. If the problem persists you should contact your IBM support center.

BIP7050

Failed to locate Java class <insert_1>.

Severity

30 : Severe error

Explanation

The Java class <insert_1> could not be found.

Response

This is an internal error and you should contact your IBM support center.

BIP7051

Failed to locate Java method <insert_1> in class <insert_2>.

Severity

30 : Severe error

Explanation

The Java method <insert_1> in class <insert_2> could not be found.

Response

This is an internal error and you should contact your IBM support center.

BIP7052

Failed to create Java object <insert_1>.

Severity

30 : Severe error

Explanation

The Java object <insert_1> could not be created.

Response

This is an internal error and you should contact your IBM support center.

BIP7053

Unexpected Java exception <insert_1>.

Severity

30 : Severe error

Explanation

An unexpected exception was thrown from Java code. The detail shows the Java stack trace where the exception occurred.

Response

This is an internal error and you should contact your IBM support center.

BIP7054

Unexpected null pointer for instance of class <insert_1>.

Severity

30 : Severe error

Explanation

An unexpected null pointer exception was thrown from Java code on an object of class <insert_1>.

Response

This is an internal error and you should contact your IBM support center.

BIP7055

Invalid attribute value <insert_1> <insert_2>.

Severity

20 : Error

Explanation

The attribute <insert_1> had a value <insert_2> which is outside its allowed range, contains disallowed characters, is not a member of the permitted set of values, or was invalid for some other reason.

Response

If this error has occurred as a result of an action from the Message Brokers Toolkit, it is an internal error and you should contact your IBM support center. Otherwise, correct the invalid value, then retry the operation.

BIP7056

Attribute value not found or invalid <insert_1>.

Severity

20 : Error

Explanation

The attribute <insert_1> had no value or the value could not be determined.

Response

If this error has occurred as a result of an action from the Message Brokers Toolkit, it is an internal error and you should contact your IBM support center. Otherwise, check the attribute has a valid value, then retry the operation.

BIP7057

Invalid neighbor with queue manager <insert_1>.

Severity

20 : Error

Explanation

The queue manager <insert_1> could not be contacted for the purpose of sending publications between brokers. The connection has not been made.

Response

Ensure that the appropriate WebSphere MQ configuration is in place to allow the broker to communicate with the given queue manager, and that there is a broker currently installed and configured on that queue manager.

BIP7058

Failed to create message element <insert_1>.

Severity

30 : Severe error

Explanation

While attempting to build a message a failure occurred on creating element <insert_1>.

Response

This is an internal error and you should contact your IBM support center.

BIP7059

Failed to navigate to message element <insert_1>.

Severity

30 : Severe error

Explanation

While attempting to explore the contents of a message an error occurred because the element <insert_1> was missing or unreachable.

Response

This is an internal error and you should contact your IBM support center.

BIP7060

Unexpected filter in RFH message.

Severity

20 : Error

Explanation

A filter was found in an RFH message, for which filters are not supported.

Response

Review the message and remove the filter, then retry the operation.

BIP7061

Invalid client identifier <insert_1>.

Severity

30 : Severe error

Explanation

The client identifier <insert_1> is incomplete or invalid.

Response

This is an internal error and you should contact your IBM support center.

BIP7062

An invalid PCF message has been detected: diagnostic data <insert_1>.

Severity

30 : Severe error

Explanation

An invalid PCF message has been detected.

Response

This is an internal error and you should contact your IBM support center.

BIP7063

Not an RFH message.

Severity

30 : Severe error

Explanation

The message was found not to be an RFH message while performing an operation only supported for RFH format messages.

Response

Ensure that the message sent for this operation has an RFH header and retry.

BIP7064

Failed to create Java VM <insert_1>.

Severity

30 : Severe error

Explanation

The broker creates a Java Virtual Machine to support internal operations, but in this case has been unable to do so. There may have been a problem with the way the product was installed, or something has subsequently affected the installation.

Response

This is an internal error and you should contact your IBM support center.

BIP7065

Failed to attach thread to JVM.

Severity

30 : Severe error

Explanation

The broker creates a Java Virtual Machine to support internal operations. This error indicates that there has been an internal problem using the JVM.

Response

This is an internal error and you should contact your IBM support center.

BIP7066

Failed to get the Java Native Interface pointer.

Severity

30 : Severe error

Explanation

The broker creates a Java Virtual Machine to support internal operations. This error indicates that there has been an internal problem using the JVM.

Response

This is an internal error and you should contact your IBM support center.

BIP7067

Caught exception while deleting message flow <insert_1> <insert_2>.

Severity

20 : Error

Explanation

There was a problem while attempting to delete the named message flow.

Response

This is an internal error and you should contact your IBM support center.

BIP7069

Tried to create two instances of <insert_1> where only one is allowed.

Severity

30 : Severe error

Explanation

Some publish subscribe resources, such as the internal node which processes control messages, must not be created more than once. This error indicates that an attempt was made to create a second instance of such a resource.

Response

This is an internal error and you should contact your IBM support center.

BIP7071

Message (of type <insert_2>) on incorrect queue <insert_1>.

Severity

20 : Error

Explanation

An application put a message of type <insert_2> on queue <insert_1>. This queue is not intended for messages of that type and the message was not processed.

Response

Ensure that your applications are putting messages on the correct queue. Publish and Delete Publication messages should only be put on application queues. Control messages should only be put on SYSTEM.BROKER.CONTROL.QUEUE. Correct the application, then retry the operation.

BIP7072

Neighbor (queue manager <insert_1>) is already an WebSphere publish/subscribe neighbor.

Severity

20 : Error

Explanation

An attempt has been made to join this broker with a WebSphere Message Broker broker on queue manager <insert_1>. This request was unsuccessful because the broker is already joined as an WebSphere publish/subscribe neighbor.

Response

If queue manager <insert_1> is a WebSphere Message Broker broker then it can only be joined to this broker when the WebSphere publish/subscribe link has been removed. This can be achieved using the mqsiclearmqpubsub command.

BIP7073

Invalid publisher event message received in subordinate process.

Severity

30 : Severe error

Explanation

A publisher event message, which is used to synchronize publish/subscribe information between two execution groups, had no message body, so was not correctly processed.

Response

If you have several execution groups, they may be out of step. They can be resynchronized by restarting the broker, but this is an internal error and you should contact your IBM support center.

BIP7074

Exception <insert_2> condition detected while recovering client <insert_1> from the database.

Severity

20 : Error

Explanation

An exception condition was detected in the message broker when trying to recover a client from the database.

Response

Ensure that the client id exists and is valid and re-try the operation.

BIP7075

Unable to find client id <insert_1> for subscription registered to topic <insert_2>.

Severity

20 : Error

Explanation

While trying to recover the subscriptions a matching client id could not be found.

Response

Ensure that the client id is valid and re-try the operation.

BIP7076

Unable to find client id <insert_1> for publisher registered to topic <insert_2>.

Severity

20 : Error

Explanation

While trying to recover the Publisher a matching client id could not be found.

Response

This is an internal error and you should contact your IBM support center.

BIP7077

Unable to start Publish/Subscribe Service.

Severity

30 : Severe error

Explanation

The message broker was unable to start the Publish/Subscribe Service. See the following messages for details of the error.

Response

If the error persists contact your IBM support center.

BIP7078

Failed to detach thread from the JVM.

Severity

30 : Severe error

Explanation

The broker creates a Java Virtual Machine to support internal operations. This error indicates that there has been an internal problem using the JVM.

Response

This is an internal error and you should contact your IBM support center.

BIP7079

Node <insert_2>: The Publish/Subscribe service has received a message of type <insert_1>.

Severity

0 : Information

Explanation

The Publish/Subscribe service has started processing a control message.

Response

No user action required.

BIP7080

Node <insert_3>: The Publication Node with Subscription Point <insert_2> has received a message of type <insert_1>.

Severity

0 : Information

Explanation

The Publication Node with Subscription Point <insert_2> has started processing a message.

Response

No user action required.

BIP7081

The Publication Node has matched <insert_1> subscriptions to topic <insert_2> for subscription point <insert_3>.

Severity

0 : Information

Explanation

The Publication Node has matched subscriptions for the current publication and topic.

Response

No user action required.

BIP7082

Node <insert_3>: Publishing to destination <insert_1> for user <insert_2>.

Severity

0 : Information

Explanation

A publication destination is being added to the list of destinations to <insert_1> for user <insert_2>.

Response

No user action required.

BIP7083

Node <insert_3>: The Publication Node with Subscription Point <insert_2> has received an error code <insert_1>.

Severity

0 : Information

Explanation

The Publication Node with Subscription Point <insert_2> has received an error with code <insert_1>. A response message has been sent to the originator's reply queue.

Response

No user action required.

BIP7084

Node <insert_2>: The Publish/Subscribe service has received an error code <insert_1>.

Severity

0 : Information

Explanation

The Publish/Subscribe service has received an error with code <insert_1>. A response message has been sent to the originator's reply queue.

Response

No user action required.

BIP7085

Node <insert_2>: The Publication Node has propagated a message to its output terminal for subscription point <insert_1>.

Severity

0 : Information

Explanation

The Publication Node has propagated the current message to its output terminal.

Response

No user action required.

BIP7086

Node <insert_3>: The Publication Node with Subscription Point <insert_2> has received an error code <insert_1>.

Severity

0 : Information

Explanation

The Publication Node with Subscription Point <insert_2> has received an error with code <insert_1>. No response message has been sent as one was not requested.

Response

No user action required.

BIP7087

Node <insert_2>: The Publish/Subscribe service has received an error code <insert_1>.

Severity

0 : Information

Explanation

The Publish/Subscribe service has received an error with code <insert_1>. No response message has been sent because one was not requested.

Response

No user action required.

BIP7088

publish/subscribe configuration request <insert_1> cannot be processed until after WebSphere publish/subscribe migration has completed.

Severity

10 : Warning

Explanation

The broker has been created as a replacement for an existing WebSphere publish/subscribe broker. Until all subscriptions and retained publications have been successfully migrated into the WebSphere Message Broker broker it is not possible to deploy any new publish/subscribe configuration changes.

Response

Redeploy the configuration changes after migration has completed successfully.

BIP7089

Publish/Subscribe migration logic error.

Severity

30 : Severe error

Explanation

The broker has been created as a replacement for an existing WebSphere Publish/Subscribe broker. A logic error has been detected which has caused the broker to terminate.

Response

This error should be reported to your IBM support center. Until the problem is corrected you can not continue to use your existing WebSphere Publish/Subscribe broker.

BIP7090

Configuration Manager's subscription cannot be processed at this time.

Severity

0 : Information

Explanation

The broker has been created as a replacement for an existing WebSphere Publish/Subscribe broker. As part of its normal processing for newly created brokers the Configuration Manager has subscribed to event publications at the new broker. It is not possible for the migrating broker to process this request at this time.

Response

None. This is an expected occurrence when deploying to a broker which is being migrated. The Configuration Manager will reissue its subscription the next time you deploy to this broker. This should be done after migration has completed.

BIP7091

Caught exception <insert_3> while deregistering subscriptions for client id <insert_1>: error code <insert_2>.

Severity

20 : Error

Explanation

There was a problem while attempting to deregister all subscriptions for a client.

Response

Due to the error deregistering the subscription, the subscription state of the broker may be inconsistent. It may be necessary to restart the broker to eliminate the problem. If the problem persists, you should contact your IBM support center.

BIP7092

Problem removing expired retained publication.

Severity

20 : Error

Explanation

An exception has occurred whilst removing an expired retained publication. Previous messages will indicate the exact nature of this exception and its severity. The Dynamic Subscription Engine state has been rolled back.

Response

Check the error messages which precede this error to determine why the failure occurred, and take action as described by those messages.

BIP7093

Attribute style properties not allowed in publish/subscribe message.

Severity

20 : Error

Explanation

A publish/subscribe message was received where the properties were expressed like XML attributes. For example, `<psc Command="Publish" />`. This is not allowed - you should use the nested tag syntax to express the publish/subscribe information. The above example should be `<psc><Command>Publish</Command></psc>`. See the WebSphere Message Broker Programming Guide, for more information and examples.

Response

Change the application which generated the message to use syntax as described above.

BIP7094

Exception condition detected while sending deferred message of type `<insert_1>`. Failure count is `<insert_2>`.

Severity

10 : Warning

Explanation

The publish/subscribe service detected an error whilst sending a deferred message of type `<insert_1>`, where 1 indicates an administrative event publication, 2 indicates a command message destined for another broker, and 3 indicates an internal command message destined for another execution group. The number of times this message has been tried is `<insert_2>`. The attempt to send the message will be retried later, unless the message is an administrative event publication, in which case it will only be retried three times before being discarded. Following messages will indicate the cause of this exception.

Response

Check the error messages which follow to determine why the exception was generated, and take action as described by those messages.

BIP7095

Requested response cannot be sent for a message that does not include an MQRFH or MQRFH2 header.

Severity

20 : Error

Explanation

A message requesting a response was received by the Publish/Subscribe Service. To send a response, the Publish/Subscribe Service requires that the message contains an MQRFH or MQRFH2 format header. The received message contains neither.

Response

Ensure that the message was placed on the correct queue for the required message flow. If the correct queue was used, ensure that the message sent for this operation has an MQRFH or MQRFH2 header, or ensure that the report options in the message descriptor are set so that a response is not requested.

BIP7096

Node `<insert_1>`: The ComIbmJmsIplInput Node has propagated a message to its output terminal.

Severity

0 : Information

Explanation

The ComIbmJmsIplInput Node has propagated the current message to its output terminal.

Response

No user action required.

BIP7097

Java Virtual Machine OutOfMemoryError occurred.

Severity

20 : Error

Explanation

The JVM has reported an OutOfMemoryError situation.

Response

It may be necessary to restart the Broker and increase the Java Virtual Machine Heap size.

BIP7098

Unable to find user <insert_1> for subscription registered to topic <insert_2>.

Severity

10 : Warning

Explanation

While trying to recover a subscription, a user id could not be found. The subscription will be removed from the broker.

Response

None.

BIP7101

Could not access MQConnectionManager resource.

Severity

30 : Severe error

Explanation

The Publish/Subscribe Service, implemented in imbdjps.lil, requires the presence of the WebSphere MQ library, imbdmqm.lil. This library is either missing or invalid. Other messages may indicate the reasons for the failure to load imbdmqm.lil.

Response

Ensure that imbdmqm.lil is valid and in the correct location. Check other messages for reasons why imbdmqm.lil might not have loaded.

BIP7102

Requesting broker <insert_1> has inconsistent Queue Manager value <insert_2>.

Severity

10 : Warning

Explanation

A broker (identified by its UUID <insert_1> and Queue Manager <insert_2>) has been defined with this broker as a neighbor, and has attempted to make contact. This broker has been configured for the other broker, but with a different Queue Manager name. This may occur because a broker at one end of a connection in the broker topology has not been running for some time, and may receive old

configuration messages from brokers which have since been reconfigured.

Response

Ensure that the communication paths exist between both brokers, and are running correctly. If the brokers do not subsequently connect successfully (which will be identified by another message), reestablish the broker topology by redeploying. If the problem persists, contact your IBM support center.

BIP7103

Requesting broker <insert_1> (Queue Manager <insert_2>) is currently unknown.

Severity

10 : Warning

Explanation

A broker (identified by its UUID <insert_1> and Queue Manager <insert_2>) has been defined with this broker as a neighbor, and has attempted to make contact. As the requesting broker is not currently known by this broker, the request has been rejected. This message occurs because the configuration message updating the broker topology has reached one broker before the other. If the communication paths between the brokers are set up and running correctly, this message will be followed by another one which will indicate that the connection between the brokers has been successful. If the communication paths are not set up correctly, no such message will be produced, and publications will not flow between the brokers.

Response

If no message indicating the successful connection of the broker is produced, ensure that the communication paths exist between both brokers, and are running correctly. If the brokers do not subsequently connect successfully (which will be identified by another message), reestablish the broker topology by redeploying. If the problem persists, contact your IBM support center.

BIP7104

Interbroker message flow <insert_1> not found.

Severity

30 : Severe error

Explanation

The message flow <insert_1> dedicated to serving interbroker function was not found.

Response

Examine the system log for errors on startup to see if there was an error which might have led to the interbroker message flow not being created. This problem may be resolved by stopping and restarting the broker. Otherwise contact your IBM support center.

BIP7105

Interbroker node not found in messageflow <insert_1>.

Severity

30 : Severe error

Explanation

An attempt was made to locate the Interbroker node within message flow <insert_1>. This message flow is internally created and managed by the broker. This is an internal error.

Response

Examine the system log for errors on startup to see if there was an error which might have lead to the message flow not being created correctly. This problem may be resolved by stopping and restarting the broker. If the problem cannot be resolved contact your IBM support center.

BIP7106

Accepting broker <insert_1> (Queue Manager <insert_2>) is currently unknown.

Severity

10 : Warning

Explanation

A broker (identified by its UUID <insert_1> and Queue Manager <insert_2>) has been defined with this broker as a neighbor, and has sent this broker a connection acceptance message. This broker is not currently configured for the other broker, although it was at some time in the past. This may occur because a broker at one end of a connection in the broker topology has not been running for some time, and may receive old configuration messages from brokers which have since been reconfigured.

Response

Ensure that the communication paths exist between both brokers, and are running correctly. If the brokers do not subsequently connect successfully (which will be identified by another message), reestablish the broker topology by redeploying. If the problem persists, contact your IBM support center.

BIP7107

The ComIbmJmsIplInput Node <insert_2> code caught an unknown exception on thread <insert_1>.

Severity

30 : Severe error

Explanation

An internal software error has occurred in the message broker. Further messages will indicate the effect of this error on the broker's transactions. The exception was issued on thread <insert_1>. Further information may be in the exception information associated with this message.

Response

The broker should shutdown and restart automatically. If the problem continues to occur, then restart the system. If the problem still continues to occur, then contact your IBM support center.

BIP7108

The ComIbmJmsIplInput Node <insert_2> code caught a fatal exception on thread <insert_1>.

Severity

30 : Severe error

Explanation

An internal software error has occurred in the message broker. Further messages will indicate the effect of this error on the broker's transactions. The exception was issued on thread <insert_1>. Further information may be in the exception information associated with this message.

Response

The broker should shutdown and restart automatically. If the problem continues to occur, then restart the system. If the problem still continues to occur, then contact your IBM support center. Exception details follow.

BIP7109

The ComIbmJmsIplInput Node <insert_2> code caught a recoverable exception on thread <insert_1>.

Severity

10 : Warning

Explanation

An internal software error has occurred in the message broker. Further messages will indicate the effect of this error on the broker's transactions. The exception was issued on thread <insert_1>. Further

information may be in the exception information associated with this message.

Response

The broker should continue to operate normally. If the problem continues to occur, then shutdown and restart the broker. If the problem still continues to occur, then contact your IBM support center. Exception details follow.

BIP7110

A recoverable exception on thread <insert_1> was caught while trying to convert message.

Severity

10 : Warning

Explanation

An exception was caught whilst trying to convert a message to or from a WebSphere MQ message. The exception was issued on thread <insert_1>. Further information may be in the exception information associated with this message.

Response

The broker should continue to operate normally. If the problem continues to occur, then shutdown and restart the broker. If the problem still continues to occur, then contact your IBM support center. Exception details follow.

BIP7111

A fatal exception on thread <insert_1> was caught while trying to convert message.

Severity

30 : Severe error

Explanation

An exception was caught whilst trying to convert a message to or from a WebSphere MQ message. The exception was issued on thread <insert_1>. Further information may be in the exception information associated with this message.

Response

The broker should shutdown and restart automatically. If the problem continues to occur, then shutdown and restart the system. If the problem still continues to occur, then contact your IBM support center. Exception details may follow.

BIP7112

Requesting broker (UUID <insert_1>, queue manager <insert_2>) has an incorrect value <insert_3> for this broker's UUID, which is <insert_4>.

Severity

10 : Warning

Explanation

A broker (identified by its UUID and queue manager name) has been defined with this broker as a neighbor, and has attempted to make contact. However the neighboring broker's definition for this broker has used a different UUID from that which this broker is running under. This may occur because a broker at one end of a connection in the broker topology has not been running for some time, and may receive old configuration messages from brokers which have since been reconfigured.

Response

Ensure that the communication paths exist between both brokers, and are running correctly. If the brokers do not subsequently connect successfully (which will be identified by another message), reestablish the broker topology by redeploying. If the problem persists, contact your IBM support center.

BIP7113

Interbroker connection established with neighbor (Queue Manager <insert_1>).

Severity

0 : Information

Explanation

A connection has been established with neighboring broker (Queue Manager <insert_1>) for the purposes of sending publications between the brokers.

Response

This message is for information only, to confirm that the interbroker connection has been made successfully.

BIP7114

Interbroker connection ended with neighbor (Queue Manager <insert_1>).

Severity

0 : Information

Explanation

An active connection has been ended with the neighboring broker (Queue Manager <insert_1>). Publications will not flow between the brokers until the connection is reestablished.

Response

This message is for information only, to confirm that the connection has been ended.

BIP7115

Failure to create message flow for neighboring broker: error code <insert_1>.

Severity

30 : Severe error

Explanation

An attempt to create a message flow to connect to a neighboring broker was unsuccessful.

Response

This is an internal error and you should contact your IBM support center.

BIP7116

Failure to modify message flow for neighboring broker: error code <insert_1>.

Severity

30 : Severe error

Explanation

An attempt to modify a message flow to connect to a neighboring broker was unsuccessful.

Response

This is an internal error and you should contact your IBM support center.

BIP7117

Broker must be restarted for topology update to take effect.

Severity

10 : Warning

Explanation

In some cases, updates to topology information require the broker to be restarted. The broker may produce unpredictable results until it is restarted.

Response

Restart the broker.

BIP7118

A recoverable exception was caught while trying to publish a subscription event message.

Severity

10 : Warning

Explanation

A recoverable exception was caught whilst trying to publish a subscription event message. The exception was issued on thread <insert_1>. Further information may be in the exception information associated with this message.

Response

The broker should continue to operate normally. If the problem continues to occur, then shutdown and restart the broker. If the problem still continues to occur, then contact your IBM support center. Exception details follow.

BIP7119

A fatal exception was caught while trying publish a subscription event message

Severity

30 : Severe error

Explanation

A fatal exception was caught whilst trying to publish a subscription event message. The exception was issued on thread <insert_1>. Further information may be in the exception information associated with this message.

Response

The broker should shutdown and restart automatically. If the problem continues to occur, then shutdown and restart the system. If the problem still continues to occur, then contact your IBM support center. Exception details may follow.

BIP7150

User id <insert_3> not authorized to put to queue <insert_2> on queue manager <insert_1> using accounting token <insert_4>.

Severity

20 : Error

Explanation

The user is not authorized to put a message on the named queue.

Response

Ensure the user is allowed to perform this operation. This may involve configuring the WebSphere MQ settings for this queue, or using an alternative userid which is authorized.

BIP7151

Tried to create two pub/sub user/group data stores.

Severity

30 : Severe error

Explanation

The internal object which represents the data store for users or groups, must not be created more than once. This error indicates that an attempt was made to create a second instance of such a resource.

Response

This is an internal error and you should contact your IBM support center.

BIP7201

Tried to create two PubSubResources.

Severity

30 : Severe error

Explanation

The internal object which represents state information for publish subscribe resources, must not be created more than once. This error indicates that an attempt was made to create a second instance of such a resource.

Response

This is an internal error and you should contact your IBM support center.

BIP7202

Invalid tag <insert_1>.

Severity

30 : Severe error

Explanation

A tag (<insert_1>) found in a configuration message was not understood.

Response

This is an internal error and you should contact your IBM support center.

BIP7203

Missing tag <insert_1>.

Severity

30 : Severe error

Explanation

A <insert_1> tag in a configuration message was expected, but not found.

Response

This is an internal error and you should contact your IBM support center.

BIP7204

Exception while creating <insert_1> message flow <insert_2>.

Severity

30 : Severe error

Explanation

A problem occurred while trying to create a <insert_1> type of message flow. The exception detail was

<insert_2>2

Response

This is an internal error and you should contact your IBM support center.

BIP7205

Attribute <insert_1> of tag <insert_2> missing from the configuration message.

Severity

30 : Severe error

Explanation

The configuration message is invalid. The attribute <insert_1> is required for the <insert_2> tag.

Response

This is an internal error and you should contact your IBM support center.

BIP7250

Unexpected message received on WebSphere Publish/Subscribe interbroker communications queue <insert_1>: PutAppIName <insert_2>; additional diagnostic data <insert_3>.

Severity

30 : Severe error

Explanation

The broker has read a message from a queue used by the broker to receive messages from WebSphere Publish/Subscribe neighbors and command line requests. The format of the message received by the broker has not been recognized. It may have been put on the wrong queue by an application.

Response

The message will be left on the queue and will need to be removed from the queue before the broker will continue to operate normally. Browse queue <insert_1> to determine the source of the invalid message. Remove the offending message from the queue and restart your broker. If the offending message was not put onto the queue by one of your applications, capture the message and all other diagnostic data contained within this message and contact your IBM support center.

BIP7251

Invalid state <insert_2> detected for WebSphere Publish/Subscribe neighbor <insert_1> whilst processing control message of type <insert_3>.

Severity

30 : Severe error

Explanation

This is an internal error within the broker.

Response

Keep all diagnostic information contained within this message and contact your IBM support center.

BIP7252

Failed to map <insert_1> parameter/value <insert_2>.

Severity

30 : Severe error

Explanation

This is an internal error within the broker.

Response

Keep all diagnostic information contained within this message and contact your IBM support center.

BIP7255

WebSphere Publish/Subscribe broker <insert_1> is already a neighbor.

Severity

30 : Severe error

Explanation

An internal error has occurred while adding WebSphere Publish/Subscribe broker <insert_1> as a neighbor. Broker <insert_1> is already a neighbor.

Response

Contact your IBM support center.

BIP7256

WebSphere Publish/Subscribe broker <insert_1> is not a neighbor.

Severity

30 : Severe error

Explanation

An internal error has occurred within the broker which has resulted in an attempt to remove a WebSphere Publish/Subscribe broker which is not a neighbor.

Response

Contact your IBM support center.

BIP7257

WebSphere Publish/Subscribe neighbor <insert_1> state <insert_2> unsuitable to be made active.

Severity

30 : Severe error

Explanation

An internal error has occurred within the broker which has resulted in an attempt to activate a WebSphere Publish/Subscribe broker which not in a valid state.

Response

Contact your IBM support center.

BIP7258

A message has been received from unknown WebSphere Publish/Subscribe broker: link identifier <insert_1>.

Severity

10 : Warning

Explanation

A message was received from a WebSphere Publish/Subscribe broker which is not known to this broker. A failure response will be sent to the sending broker.

Response

No user action required.

BIP7259

Message broker <insert_1> has failed to import a migrated subscription: diagnostic information <insert_2>, <insert_3>.

Severity

20 : Error

Explanation

The migmqbrk command has been issued to migrate a WebSphere Publish/Subscribe broker. The message broker has failed to import a subscription. The diagnostic information associated with this error is <insert_2> and <insert_3>

Response

Contact your IBM support center.

BIP7260

Message broker <insert_1> already has a parent WebSphere Publish/Subscribe broker <insert_2>.

Severity

10 : Warning

Explanation

The mqsjoinmqpubsub command has been used to join this message broker to a WebSphere Publish/Subscribe broker. This broker already has a parent broker so the command has been rejected.

Response

Reissue the mqsjoinmqpubsub command specifying the correct broker to be joined with.

BIP7261

An invalid control message from a WebSphere Publish/Subscribe neighbor has been detected: diagnostic information <insert_1>, <insert_2>.

Severity

20 : Error

Explanation

This is an internal error.

Response

Contact your IBM support center.

BIP7262

A WebSphere Publish/Subscribe control message intended for broker <insert_2> has been detected: diagnostic information <insert_1>.

Severity

20 : Error

Explanation

This is an internal error.

Response

Contact your IBM support center.

BIP7263

Unexpected communication received from WebSphere Publish/Subscribe broker <insert_1>.

Severity

10 : Warning

Explanation

The broker has received an inter-broker communication from a WebSphere Publish/Subscribe broker that it did not expect. The message was sent by broker <insert_1>. The most likely reason for this message is that the broker topology has been changed while inter-broker communication messages were in transit (for example, on a transmission queue) and that a message relating to the previous broker topology arrived at a broker in the new topology.

Response

If the broker topology has changed and the broker named in the message is no longer related to the broker issuing this message, this message can be ignored. If the mqsclearmqpubsub was issued to unilaterally remove knowledge of broker <insert_1> from this broker, the clrmqbrk command should also be used at broker <insert_1> to remove knowledge of this broker.

BIP7264

Message broker could not send completion code <insert_1> to a command line request.

Severity

10 : Warning

Explanation

An mqsjoinmqpubsub or mqsclearmqpubsub request has been made from the command line. The request has been processed by the message broker, but a failure has occurred when trying to respond to the reply queue used by the command line program. If the completion code is zero, the request succeeded. A nonzero completion code means that the request failed or was rejected by the message broker.

Response

Look for a previous error message, usually BIP2623, outlining the cause of the problem. If message BIP2623 reports a WebSphere MQ reason code of 2085 or 2052, this means that the temporary reply queue used by the command line program no longer exists, perhaps because Ctrl-C has been pressed or the request has timed out. Any other reason code is unexpected and should be looked up in the WebSphere MQ Application Programming Reference manual.

BIP7265

Bad data returned from WebSphere Publish/Subscribe database table: diagnostic information <insert_1>, <insert_2>.

Severity

20 : Error

Explanation

This is an internal error within the broker.

Response

Keep all diagnostic information contained within this message and contact your IBM support center.

BIP7266

Invalid WebSphere publish/subscribe migration message detected on queue <insert_3>: diagnostic information <insert_1>, <insert_2>.

Severity

20 : Error

Explanation

The message broker has been processing migration messages arriving on a queue as a result of the migmqbrk command being issued against an WebSphere publish/subscribe broker. The message broker has detected an invalid message on this queue.

Response

This is an internal error, contact your IBM support center with the diagnostic information. The migration attempt can be retried by issuing the migmqbrk command again. If repeated attempts all fail with this error, providing both WebSphere and WebSphere Message Broker traces will help with problem resolution.

BIP7267

Invalid WebSphere Publish/Subscribe control message detected on queue <insert_3>: diagnostic information <insert_1>, <insert_2>.

Severity

30 : Severe error

Explanation

The message broker has been processing messages on a queue. Messages are sent to the queue by neighboring WebSphere Publish/Subscribe brokers or as a result of the mqsjoinmqpubsub or mqsclearmqpubsub commands being issued. The message broker has detected an invalid message on the queue. The message will be backed out and retried until such time as the backout threshold of the queue has been exceeded at which time it will be put to the dead letter queue.

Response

This is an internal error, contact your IBM support center. The diagnostic information will need to be reported along with the message which is causing the problem. To recover from this problem, set an appropriate backout threshold for the queue which will cause the invalid message to be put to the dead letter queue. From here the message can be captured by running the amqsbcbg sample program against the dead letter queue and saving the output to a file. If you do not have a dead letter queue, you will need to remove the invalid message manually from the queue. The message broker will need to be stopped and again you should capture the invalid message by running the amqsbcbg sample program against the queue before the message is removed.

BIP7268

WebSphere Publish/Subscribe broker <insert_1> is not known by this message broker.

Severity

10 : Warning

Explanation

The mqsclearmqpubsub command has been used to remove WebSphere Publish/Subscribe broker <insert_1>. This broker is not known by this message broker so the command has been rejected.

Response

Reissue the mqsclearmqpubsub command specifying the correct broker to be removed.

BIP7269

WebSphere Publish/Subscribe broker <insert_1> is already known by this message broker.

Severity

10 : Warning

Explanation

The mqsjoinmqpubsub command has been used to join this message broker to WebSphere Publish/Subscribe broker <insert_1>. This broker is already known so the command has been rejected.

Response

Reissue the mqsjoinmqpubsub command specifying the correct broker to be joined with.

BIP7270

Attempt to join with parent WebSphere Publish/Subscribe broker <insert_1> failed because a parent <insert_2> already exists.

Severity

10 : Warning

Explanation

The mqsjoinmqpubsub command has been used to join this message broker to WebSphere Publish/Subscribe broker. The attempt has been rejected because the message broker already has a parent broker.

Response

The message broker can only be joined to a single parent WebSphere Publish/Subscribe broker. To change the parent broker you will need to remove the existing parent. This can be achieved by issuing mqsiclearmqpubsub at this broker and clrmqbrk at the WebSphere Publish/Subscribe broker.

BIP7271

Loop joining message broker <insert_1> to WebSphere Publish/Subscribe broker <insert_2>.

Severity

10 : Warning

Explanation

The mqsjoinmqpubsub command has been used to join a message broker to a parent WebSphere Publish/Subscribe broker. The action has caused a loop to be created in the WebSphere Publish/Subscribe hierarchy.

Response

Use the mqsiclearmqpubsub at the broker and clrmqbrk at the WebSphere Publish/Subscribe broker to remove the loop from the hierarchy.

BIP7272

WebSphere Publish/Subscribe migration has started for message broker <insert_1>.

Severity

0 : Information

Explanation

The migmqbrk command has been issued to start migration of a WebSphere Publish/Subscribe broker.

Response

No user action required. A further message will be issued when the migration has finished.

BIP7273

WebSphere publish/subscribe migration has completed successfully for message broker <insert_1>.

Severity

0 : Information

Explanation

The migration of the WebSphere publish/subscribe broker has been successful.

Response

All subscriptions, retained publications and local publisher registrations have been loaded into message broker <insert_1>. The message broker will automatically start to process new subscription messages arriving on queue SYSTEM.BROKER.CONTROL.QUEUE. You now need to manually deploy publication message flows for each of the stream queues which were supported by the WebSphere publish/subscribe broker. Guidance for this task can be found in the WebSphere Message Broker Introduction and Planning guide.

BIP7274

WebSphere Publish/Subscribe migration has failed for message broker <insert_1> with reason code <insert_2>.

Severity

20 : Error

Explanation

An attempt has been made to migrate a WebSphere Publish/Subscribe broker. This has failed with a reason code of <insert_2>.

Response

Investigate the reason for the failure. Look for previous messages issued by message broker <insert_1> and also look for any WebSphere MQ messages issued by the migmqbrk command. The migration can be retried by issuing the migmqbrk command again. If repeated migration attempts all fail then you should contact your IBM support center.

BIP7275

Unexpected message of type <insert_2> received from WebSphere Publish/Subscribe broker <insert_1>.

Severity

20 : Error

Explanation

A unexpected message has been received from a neighboring WebSphere Publish/Subscribe broker.

Response

This is an internal error and you should contact your IBM support center.

BIP7276

WebSphere Message Broker broker has failed to join with WebSphere publish/subscribe broker <insert_1>1 for reason <insert_2>.

Severity

20 : Error

Explanation

The mqsjoinmqpubsub command has been issued to join with WebSphere publish/subscribe broker <insert_1>. The WebSphere Message Broker broker attempted to register as a child of the WebSphere publish/subscribe broker but received an exception response indicating that this was not possible.

Response

Investigate why the problem occurred and take appropriate action to correct the problem. The problem is likely to be caused by the parent broker not yet existing, or a problem with the SYSTEM.BROKER.INTER.BROKER.COMMUNICATIONS queue at the parent broker. Once the problem has been resolved, the mqsjoinmqpubsub command should be reissued to retry the joining of the two brokers.

BIP7277

WebSphere Message Broker broker has failed to subscribe to WebSphere publish/subscribe broker <insert_1>. Reason codes <insert_2> and <insert_3>.

Severity

20 : Error

Explanation

The strmqbrk command has been issued at WebSphere publish/subscribe broker <insert_1> nominating this WebSphere Message Broker broker as its parent. While handling the resultant join request the WebSphere Message Broker broker sent an internal subscription to the administration stream of broker <insert_1>. The subscription failed and as a result the two brokers are not yet joined together. The broker will reissue the subscription immediately.

Response

Investigate why the problem occurred and take appropriate action to correct the problem. The most likely cause of this failure is a problem with the SYSTEM.BROKER.CONTROL.QUEUE at broker <insert_1>, or a problem with the definition of route between this broker and broker <insert_1>. When the problem has been rectified this error message will no longer be issued. If you cannot rectify the problem then consider reversing the attempted joining of the two brokers. This can be achieved using the clrmqbrk command at broker <insert_1>1 and the mqsiclearnmqpubsub command at this broker.

BIP7278

WebSphere Message Broker broker has failed to propagate a subscription to WebSphere publish/subscribe broker <insert_1>. Reason codes <insert_2> and <insert_3>.

Severity

20 : Error

Explanation

An application has either registered or deregistered a global subscription. The broker has attempted to propagate the subscription change to WebSphere publish/subscribe broker <insert_1> but the request has not been successful. The WebSphere Message Broker broker will immediately attempt to refresh the state of all global subscriptions at broker <insert_1>. Until the subscription state has been successfully refreshed, messages published through broker <insert_1> might not reach this broker.

Response

Investigate why the problem occurred and take appropriate action to correct the problem. The most likely cause of this failure is a problem with the SYSTEM.BROKER.CONTROL.QUEUE at broker <insert_1>, or a problem with the definition of route between this broker and broker <insert_1>. When the problem has been rectified, this error message will no longer be issued.

BIP7279

WebSphere Message Broker broker failed to inform parent WebSphere publish/subscribe broker <insert_1>1 of a new broker for reason <insert_2>.

Severity

10 : Warning

Explanation

When a new broker is added to an WebSphere publish/subscribe network the integrity of the new hierarchy is checked by forwarding notification of the new broker to other brokers in the network. The WebSphere Message Broker broker has failed to notify its parent on queue manager <insert_1> of the new broker. A failure to notify a broker of a new broker will mean that loop detection cannot be performed for the new broker.

Response

Diagnose and correct the problem on the parent queue manager. One possible reason for this is that the parent broker does not yet exist.

BIP7280

Message broker failed to propagate a delete publication command on topic <insert_3> to WebSphere Publish/Subscribe broker <insert_1> for reason <insert_2>.

Severity

20 : Error

Explanation

When an application issues a delete publication command to delete a global publication, the command is propagated to all neighboring WebSphere Publish/Subscribe brokers. The delete publication command has failed to be forwarded to from the broker, and as such the retained publication on the topic will not have been deleted.

Response

Investigate why the delete publication for the topic has failed, and take the appropriate action to recover the failed command. It is likely that the delete publication message sent to the broker will be present on a dead letter queue either at one or other broker.

BIP7281

Request <insert_1> from WebSphere publish/subscribe broker <insert_3> contains an invalid topic <insert_2>.

Severity

10 : Warning

Explanation

The broker has received a request from neighboring a WebSphere publish/subscribe broker. The request contained an invalid topic and will be ignored.

Response

In a mixed network of WebSphere Message Broker and WebSphere publish/subscribe brokers it is not possible for information to flow between the two types of broker on topics which contain wildcard characters # or +. Client applications within the WebSphere publish/subscribe network need to be modified to use topics which do not contain characters which are invalid to the WebSphere Message Broker broker.

BIP7282

mqsjoinmqpubsub command from broker <insert_1> rejected because it named a WebSphere Message Broker broker <insert_2> instead of an WebSphere publish/subscribe broker as parent.

Severity

10 : Warning

Explanation

The command mqsjoinmqpubsub named an WebSphere publish/subscribe broker as its parent. This has been rejected because the named broker is an WebSphere Message Broker broker. The two brokers have not been joined together.

Response

Use the Message Brokers Toolkit to join the two WebSphere Message Broker brokers together.

BIP7283

Message broker is waiting for WebSphere Publish/Subscribe migration.

Severity

0 : Information

Explanation

The broker has been created in migration mode. No publication message flows should be created until migration has completed successfully.

Response

Use the `migmqbrk` command to migrate the WebSphere Publish/Subscribe broker. If the broker has been created incorrectly, the broker will need to be deleted and recreated.

BIP7284

WebSphere publish/subscribe inter-broker queue <insert_1> cannot be accessed.

Severity

10 : Warning

Explanation

The broker has WebSphere publish/subscribe neighbors. These neighbors communicate with this broker using queue <insert_1>. The queue cannot be accessed which will affect inter-operability with all WebSphere publish/subscribe neighbors.

Response

Check whether queue <insert_1> exists. If it does exist, ensure that the queue manager is running and restart the broker. This will allow the broker to process messages from WebSphere publish/subscribe neighbors. If the queue does not exist, consult the WebSphere Message Broker Introduction and Planning manual for guidance about how to define the queue. After the queue has been defined the broker will need to be restarted.

BIP7285

Subscription to topic <insert_1> will not be propagated to WebSphere publish/subscribe neighbors.

Severity

10 : Warning

Explanation

A subscription to topic <insert_1> has been received. This will not be propagated to any of the WebSphere publish/subscribe neighbors of this broker.

Response

You can ignore this message if the client making the subscription to topic <insert_1> is not interested in any potential matching publications made within the WebSphere publish/subscribe part of your mixed broker network. If this is not the case, the client will need to change its subscription to something more specific. Consult the WebSphere Message Broker Introduction and Planning guide for more information about using wildcard subscriptions in a mixed broker network.

BIP7286

Message broker needs to be restarted after Publish/Subscribe migration.

Severity

0 : Information

Explanation

The Message Broker <insert_1> has been created in migration mode. Once migration has completed, the Message Broker needs to be restarted

Response

Use the `migmqbrk` command to migrate the WebSphere Publish/Subscribe broker. Once the migration is complete, The Message Broker needs to be restarted.

BIP7350

Tried to create two data flow stores.

Severity

30 : Severe error

Explanation

The internal object which represents the data store for publish/subscribe information, must not be created more than once. This error indicates that an attempt was made to create a second instance of such a resource.

Response

This is an internal error and you should contact your IBM support center.

BIP7351

No data source supplied, so data flow configuration will not be persistent.

Severity

10 : Warning

Explanation

The start up parameters for the broker did not include a database name, so this configuration will not be saved anywhere.

Response

If persistence is required, ensure a database name is provided in the start up parameters for the broker.

BIP7352

Some (but not all) tables exist, pub/sub state will not be persistent.

Severity

10 : Warning

Explanation

Some of the tables the broker requires in the database were missing so the broker state will not be saved anywhere.

Response

The database may need to be rebuilt.

BIP7353

Tried to access a nonexistent data flow store.

Severity

30 : Severe error

Explanation

An attempt was made to read from or write to a database that has not been properly initialized.

Response

Examine the system log for indications of a startup failure.

BIP7354

The multicast topics file name is empty.

Severity

30 : Severe error

Explanation

The property MULTICAST_TOPICS_CONFIG_FILE does not contain a file name.

Response

Set the property MULTICAST_TOPICS_CONFIG_FILE to a valid multicast topics file name.

BIP7355

Unable to locate file: <insert_1>.

Severity

30 : Severe error

Explanation

The broker was unable to find the multicast topics file: <insert_1>.

Response

Check that the multicast topic file exists and try again.

BIP7356

Unable to parse entry for topic <insert_1>, <insert_2> is not a valid boolean. Entries must of the form <topic>=<true|false>.

Severity

30 : Severe error

Explanation

An error occurred while parsing the multicast topics file.

Response

Correct the multicast topics file and restart the broker.

BIP7357

Message protection (Quality of Protection) has been enabled for the JMS/IP Input Node.

Severity

0 : Information

Explanation

The broker has enabled message protection (Quality of Protection) for the JMS/IP Input Node.

Response

No user action required.

BIP7358

The new message protection (Quality of Protection) updates deployed have been deferred.

Severity

10 : Warning

Explanation

The new message protection (Quality of Protection) updates deployed have been deferred.

Response

The broker must be restarted before the updated Quality of Protection settings will take effect.

BIP7359

The keyring file was not found at its specified location.

Severity

30 : Severe error

Explanation

The keyring file used for SSL Authentication was not found at its specified location.

Response

Ensure that this file exists and that the broker has sufficient permission to access this file.

BIP7360

The pass phrase file was not found at its specified location.

Severity

30 : Severe error

Explanation

The pass phrase file used for SSL Authentication was not found at its specified location.

Response

Ensure that this file exists and that the broker has sufficient permission to access this file.

BIP7361

The pass phrase file specified is either invalid or does not contain the correct password to access the SSL keyring file.

Severity

30 : Severe error

Explanation

The pass phrase file specified is either invalid or does not contain the correct password to access the SSL keyring file.

Response

The pass phrase file specified is either invalid or does not contain the correct password to access the SSL keyring file.

BIP7362

The keyring file used for SSL Authentication has expired.

Severity

30 : Severe error

Explanation

The keyring file used for SSL Authentication has expired.

Response

The keyring file used for SSL Authentication has expired.

BIP7363

The keyring file specified is invalid and cannot be read.

Severity

30 : Severe error

Explanation

The keyring file specified is invalid and cannot be read.

Response

The keyring file specified is invalid and cannot be read.

BIP7364

The usernameserver has propagated an authentication protocol requiring SSL certificates although the certificate and / or pass phrase have not been specified.

Severity

30 : Severe error

Explanation

The usernameserver has propagated an authentication protocol requiring SSL certificates although the certificate and / or pass phrase have not been specified.

Response

The usernameserver has propagated an authentication protocol requiring SSL certificates although the certificate and / or pass phrase have not been specified.

BIP7365

An error occurred starting SSL Authentication: <insert_1>.

Severity

30 : Severe error

Explanation

Refer to previous event messages for likely causes of this failure

Response

An SSL Exception occurred. Please correct the problem then restart the broker.

BIP7366

An error occurred starting Real-time node with name <insert_1> listening on port <insert_2>.

Severity

30 : Severe error

Explanation

An error occurred starting Real-time node with name <insert_1> listening on port <insert_2>. This is normally because the Real-time node can not open the port specified.

Response

Find a port that is not being used by another application or node. Change the Real-time node in the Message Brokers Toolkit and redeploy the messageflow.

BIP7370

A new multicast configuration has been deployed. The new configuration will not take effect until the broker is restarted.

Severity

10 : Warning

Explanation

A new multicast configuration has been deployed. The new configuration will not take effect until the broker is restarted.

Response

The broker must be restarted for the settings to take effect.

BIP7371

The broker has bound to interface <insert_1> for multicast.

Severity

0 : Information

Explanation

The broker will use interface <insert_1> for multicast transmission.

Response

This message is for information only, no response is required.

BIP7372

An attempt to <insert_1> one or more multicast topics failed as the broker is not enabled for multicast.

Severity

10 : Warning

Explanation

Although a deploy to the broker was successful, an attempt to <insert_1> one or more multicast topics failed because the broker is not enabled for multicast. The <insert_1> request(s) will not be performed.

Response

To correct this action, the broker needs to be enabled for multicast and a complete re-deploy of the topic tree needs to be made.

BIP7373

RMM Warning: <insert_1>1

Severity

10 : Warning

Explanation

RMM Warning: <insert_1>1

Response

This is a warning message. No user action required.

BIP7374

RMM Error: <insert_1>1

Severity

30 : Severe error

Explanation

RMM Error: <insert_1>1

Response

This is an internal error. Contact your IBM support center.

BIP7375

RMM Error: Missing configuration entry: <insert_1>1

Severity

30 : Severe error

Explanation

The configuration entry <insert_1> is missing.

Response

Change the multicast configuration and try again.

BIP7376

RMM Error: Bad argument. Parameter <insert_1>, value: <insert_2>2

Severity

30 : Severe error

Explanation

Multicast support failed to start because of illegal configuration values.

Response

Check multicast configuration and try again.

BIP7377

RMM Error: Socket creation failed. Port: <insert_1>1

Severity

30 : Severe error

Explanation

Failed to create a socket. This may indicate a host network configuration problem.

Response

Failed to create a socket. This may indicate a host network configuration problem. For example, trying to create a multicast socket when multicast is disabled on the host.

BIP7378

RMM Error: Multicast interface setting to <insert_1> failed

Severity

30 : Severe error

Explanation

Failed to set the interface on the multicast socket. This may indicate a wrong configured interface address.

Response

This may indicate a wrong configured interface address. Check the multicast interface setting and try again.

BIP7379

RMM Error: Service <insert_1> interrupted

Severity

30 : Severe error

Explanation

The multicast service <insert_1> was interrupted.

Response

This is an internal error. Contact your IBM support center.

BIP7380

RMM Error: Failed to set Time-To-Live to: <insert_1>1

Severity

30 : Severe error

Explanation

Failed to set the Time-To-Live parameter on the multicast socket

Response

This is an internal error. Contact your IBM support center.

BIP7381

RMM Error: Failed to join multicast group <insert_1>1

Severity

30 : Severe error

Explanation

Failed to join a multicast group address. This may indicate of a multicast network configuration problem.

Response

A possible cause for this problem is a configured system limit on the maximum number of multicast groups.

BIP7382

RMM Error: Failed to leave multicast group <insert_1>1

Severity

30 : Severe error

Explanation

Failed to leave a multicast group address. This may indicate a multicast network configuration problem.

Response

Check your multicast group address configuration and try again.

BIP7383

RMM Error: Failed to allocate memory: <insert_1> bytes

Severity

30 : Severe error

Explanation

Failed to allocate enough memory to deal with an incoming message. Stream data reception stops.

Response

Consider increasing the JVM memory heap size or lowering messaging rate of other transmitters.

BIP7384

RMM Error: Encoding <insert_1> not supported on this host

Severity

30 : Severe error

Explanation

Failed to encode/decode a String because the local operating system does not support the specified encoding.

Response

This is an internal error. Contact your IBM support center.

BIP7385

RMM Error: Failed to resolve the address: <insert_1>1

Severity

30 : Severe error

Explanation

Failed to resolve an internet address.

Response

This is probably because of a DNS problem, check your DNS setting and try again.

BIP7386

RMM Error: Failed to set socket buffer <insert_1> to <insert_2>2

Severity

30 : Severe error

Explanation

Failed to set the buffer size on the socket.

Response

This probably indicates a configured limitation in the operating system. This warning may lead to inferior transport performance. Check operating system network configuration.

BIP7387

RMM Error: Received packet larger than configured PacketBufferLength <insert_1> from <insert_2>2

Severity

30 : Severe error

Explanation

Another machine sent a packet longer than the configured buffer length for incoming packets.

Response

This might indicate that another application is using multicast with a larger configured packet size or that a malicious sender attempts to send large packets to local machine. Check identity and configuration of the specified sending machine.

BIP7388

RMM Error: Terminating Service/Thread <insert_1> following unrecoverable problem

Severity

30 : Severe error

Explanation

A multicast thread had to stop, due to a general unexpected error.

Response

This is an internal error. Contact your IBM support center.

BIP7389

RMM Error: Failed to send a packet to <insert_1>1

Severity

30 : Severe error

Explanation

Failed to send a data packet because of a network connectivity problem.

Response

Check network connectivity and try again.

BIP7390

RMM Error: Clock moved <insert_1>1

Severity

30 : Severe error

Explanation

RMM Error: Clock moved <insert_1>1

Response

No user action required.

BIP7391

RMM Error: Failed to set socket parameter <insert_1> to <insert_2>2

Severity

30 : Severe error

Explanation

Failed to set socket parameter <insert_0> to <insert_1>. Exception is <insert_2>.

Response

Check operating system network configuration.

BIP7392

The broker was unable to load the native library required for PGM/IP.

Severity

30 : Severe error

Explanation

A native library required for PGM/IP could not be loaded. The broker will not be able to provide multicast support.

Response

Check that the broker has been installed correctly and contact you IBM support center

BIP7393

The broker multicast protocol has been set to PGM/IP. However, the broker is not running with sufficient authority. The broker will revert to UDP encapsulated PGM.

Severity

10 : Warning

Explanation

PGM/IP requires the broker to be run with administrator privileges. The broker has been started without this authority. PGM/IP will not be available.

Response

Restart the broker with administrator privileges to use PGM/IP.

BIP7401

Successfully cloned broker.

Severity

0 : Information

Explanation

Broker <insert_1> has been successfully registered as a publish/subscribe clone of broker <insert_2>.

Response

No user action required.

BIP7402

Failed to connect to cloned broker's Queue Manager <insert_1>.

Severity

30 : Severe error

Explanation

The Queue Manager <insert_1> specified by the publish/subscribe clone broker request could not be opened.

Response

Check that the queue manager specified is the correct one for the broker you want to register as a clone.

BIP7403

Incorrect Broker name received during publish/subscribe cloning registration.

Severity

30 : Severe error

Explanation

The Broker name <insert_1> specified by the publish/subscribe clone broker request did not match the

broker associated with Queue Manager <insert_2>.

Response

Check that the queue manager specified is the correct one for the broker you want to register as a clone.

BIP7404

Neighbor (<insert_1>) is already known as a publish/subscribe neighbor.

Severity

30 : Severe error

Explanation

The Neighbor <insert_1> is already known as a publish/subscribe neighbor and can not be created as a clone.

Response

Either remove broker <insert_1> as a Neighbor and retry the command, or choose another broker to be a clone.

BIP7405

Blank Broker Name <insert_1> or blank Queue Manager Name <insert_2>.

Severity

30 : Severe error

Explanation

Blank Broker Name <insert_1> or blank Queue Manager Name <insert_2>.

Response

Check that you have specified values for the Broker Name, or Queue Manager name. Also check that the command contains \" for the value data. `mqsichangeproperties BrokerName -e ExecutionGroupLabel -o DynamicSubscriptionEngine -n clonedPubSubBrokerList -v \"\"Broker1,QM1\"\"`

BIP7406

The following database table is missing: <insert_1>.

Severity

10 : Warning

Response

Take corrective action and re-try the operation.

BIP7407

Publish/Subscribe subscriptions recovery started. Found <insert_1> subscriptions.

Severity

0 : Information

Explanation

The Publish/Subscribe broker is recovering subscriptions from the broker's database.

Response

This message is for information only. There should be a matching message to indicate that recovery is complete; if such a message is not produced, then an error has occurred and it may be necessary to restart the broker.

BIP7408

The broker is being run using Java version <insert_1>, not the version it was shipped with.

Severity

10 : Warning

Explanation

The broker is running a version of Java it was not shipped with. This may result in unexpected behavior.

Response

Check that the broker profile has been run before starting the broker and insure that the library path contains the broker JRE lib directories.

BIP7409

The broker was unable to create a JVM. The return code indicates that an unrecognized option was passed in to it. The broker may be being run with a different level of Java than it was shipped with.

Severity

30 : Severe error

Explanation

The creation of the broker JVM failed with a return code indicating that an argument was not recognized. It is likely that this has been cause by the broker trying to run a different level of Java than it was shipped with.

Response

Check that the broker profile has been run before starting the broker and insure that the library path contains the broker JRE lib directories.

BIP7410

Publish/Subscribe subscriptions recovery. Recovered <insert_1> subscriptions.

Severity

0 : Information

Explanation

The Publish/Subscribe broker is recovering subscriptions from the broker's database.

Response

This message is for information only. There should be a matching message to indicate that recovery is complete; if such a message is not produced, then an error has occurred and it may be necessary to restart the broker.

BIP7411

Process <insert_1>(ID) could not be initialized with a JVM heap space request of (<insert_2>(min), <insert_3>(max)). Instead, the process has been started with a request of (<insert_4>(min), <insert_5>(max)).

Severity

10 : Warning

Explanation

The original requested JVM heap space requirements could not be satisfied because of a shortage of physical memory.

Response

Check that the JVM heap space requirements have been correctly specified and ensure that the machine

has enough memory to support the request.

BIP7412

Broker JVM startup: the specified JVM debug port (<insert_1>) is already in use.

Severity

10 : Warning

Explanation

The broker JVM has been requested to use a TCPIP port for attaching a program to debug your code. The specified TCPIP port number is in use by another application so no tool to debug your code can be attached.

Response

Stop other applications from using the specified port, or use the mqschangeproperties command to change the JVM debug port. You must restart the broker, in either case, for the changes to take effect.

1.8. BIP8000-8999: Runtime components - Commands

BIP8001

Unknown flag <insert_1> selected.

Severity

20 : Error

Explanation

When using this command interface the user should only select the supported flags.

Response

Correct and reissue the command.

BIP8002

Selected flag <insert_1> badly formed.

Severity

20 : Error

Explanation

Command flag should be properly specified.

Response

Correct and reissue the command.

BIP8003

Duplicate flag detected.

Severity

20 : Error

Explanation

A flag was selected more than once.

Response

Correct and reissue the command.

BIP8004

Invalid argument <insert_1> specified.

Severity

20 : Error

Explanation

Argument specified should be well formed.

Response

Correct and reissue the command.

BIP8005

Flag or argument <insert_1> missing.

Severity

20 : Error

Explanation

The command will result in no action being taken, a required flag or a flag's argument is missing.

Response

Correct and reissue the command.

BIP8006

Flag missing. One of the flags in list (<insert_1>) must be specified.

Severity

20 : Error

Explanation

When using this command interface the user should select all required flags.

Response

Correct and reissue the command.

BIP8007

Mandatory argument missing.

Severity

20 : Error

Explanation

When using this command interface the user should supply the mandatory argument.

Response

Correct and reissue the command.

BIP8008

Unable to create the Java environment.

Severity

20 : Error

Explanation

The Java environment could not be created.

Response

Ensure that the Java CLASSPATH variable is correct and ensure that the Java runtime executable (JRE) shipped with the product is in its correct directory.

BIP8009

Program name incorrect.

Severity

20 : Error

Explanation

Ensure that the program name (executable) has not been modified.

Response

Correct and reissue the command.

BIP8010

No component name supplied.

Severity

20 : Error

Explanation

This command requires a component name to be supplied.

Response

Correct and reissue the command.

BIP8011

Unable to create the components configuration data.

Severity

20 : Error

Explanation

The command is unable to store the component's configuration data.

Response

Ensure that the userid that is running this command has adequate authority to update the configuration or registry files. Without this authority the registry or configuration files cannot be updated. Also check that the broker name does not contain invalid characters or is too long.

BIP8012

It was not possible to connect to system components.

Severity

20 : Error

Explanation

The command issued was unable to connect to required system services.

Response

Check your system log for failure information. Ensure that the user name used to issue this command

has the required permissions to modify Windows services. Reissue the command when the problem has been resolved.

BIP8013

Component does not exist.

Severity

20 : Error

Explanation

A component may only be used if it has first been created.

Response

No user action required.

BIP8014

Component could not be created.

Severity

10 : Warning

Explanation

Unable to create the component, the required resources were unavailable.

Response

Investigate the reasons for the failure, ensure that the userid permissions are correct and that there are sufficient system resources available. Contact your IBM support center if you are unable to resolve the problem.

BIP8015

The component cannot be started.

Severity

20 : Error

Explanation

The command could not start the required component.

Response

Trace the command and investigate the reasons for this failure, insufficient userid permissions or lack of system resources may cause this problem. If you are unable to resolve the problem, contact your IBM support center.

BIP8016

Unable to stop component.

Severity

20 : Error

Explanation

A request to stop this component was refused.

Response

Investigate the reason for this failure and reissue the command. The problem may be that the component was in the process of being stopped or started, in this case just reissue the command. It may be that the command could not be issued because of insufficient userid permissions. If you are

unable to resolve the problem, contact your IBM support center.

BIP8017

The component could not be deleted.

Severity

20 : Error

Explanation

Ensure that the component is in a valid state to be deleted.

Response

Make sure that the component is stopped and reissue the command. Check your system log for failures. If you are unable to resolve the problem contact your IBM support center.

BIP8018

Component running.

Severity

20 : Error

Explanation

This component is running, the command issued cannot be run against a running component.

Response

Stop the component and reissue the command.

BIP8019

Component stopped.

Severity

20 : Error

Explanation

A previous command was issued to stop this component or it has never been started.

Response

This component may be started, changed or deleted.

BIP8020

Unable to access the broker's database tables.

Severity

20 : Error

Explanation

This command interacts with the broker's database tables using the database userid selected for this component.

Response

Ensure that the database is running, that all broker tables are available and that the database userid provided for this broker or Configuration Manager still has the permissions to modify the database tables.

BIP8021

Ensure that the userid and/or password supplied are correct.

Severity

20 : Error

Explanation

Ensure that the password is valid and that the userid is defined. Ensure that the service does not interact with the desktop.

Response

Correct and reissue the command.

BIP8022

Invalid service userid and password combination supplied.

Severity

20 : Error

Explanation

The userid/password pair are not correct.

Response

Correct and reissue the command.

BIP8023

A valid password must be supplied.

Severity

20 : Error

Explanation

When a userid is altered, a valid password must also be supplied. If you supply a password it must contain at least two characters.

Response

Correct and reissue the command.

BIP8024

Unable to locate the component's executable.

Severity

20 : Error

Explanation

The component's executable is not in the expected directory.

Response

Ensure that the product has not been moved from its installation directory. Check that executable 'bipservice' is in the product's 'bin' directory.

BIP8025

The component is disabled.

Severity

20 : Error

Explanation

The component should not be in a disabled state. The component could not be started.

Response

Investigate why the component is disabled and correct the problem. On Windows this may be because the component's service was 'disabled'.

BIP8026

It was not possible to start the component.

Severity

20 : Error

Explanation

The component could not be started using the service user ID that was supplied when the component was created.

Response

Ensure that the service user ID and password are still valid. Ensure that the service user ID has permission to access all of the product directories, specifically the 'bin' and 'log' directories. Check for system messages. (On Windows this would be the application event log).

BIP8027

It was not possible to start WebSphere MQ.

Severity

20 : Error

Explanation

WebSphere Message Broker requires that WebSphere MQ is installed and its service 'IBM MQSeries' is available.

Response

On Windows the WebSphere MQ service must be available before the WebSphere Message Broker component can be started. The WebSphere MQ service was unable to start. See the event log or syslog to determine the cause of the failure. Correct the problem and reissue the command.

BIP8028

The required product is unavailable.

Severity

20 : Error

Explanation

WebSphere Message Broker requires that WebSphere MQ is installed and that its service 'IBM MQSeries' is available.

Response

Ensure that WebSphere MQ is installed, and that the service is started and running correctly.

BIP8029

The broker's configuration is not yet deployed.

Severity

20 : Error

Explanation

This command results in an internal configuration message to the broker, this message may only be sent after at least one deployment to the broker from the Message Brokers Toolkit.

Response

Reissue the command after the broker's configuration has been deployed.

BIP8030

It was not possible to modify user ID privileges.

Severity

20 : Error

Explanation

On Windows the command issued modifies a user ID's privileges, ('logon as service').

Response

Ensure that the user ID issuing this command has sufficient privileges to modify the privileges of the user ID supplied in the command. Ensure that a Domain Controller, either Primary or Backup, is available. Re-execute the command. If the problem persists, contact your IBM support center.

BIP8031

Invalid flag argument supplied.

Severity

20 : Error

Explanation

Ensure that the correct flag arguments are selected.

Response

Correct and reissue the command.

BIP8032

Unable to connect to a WebSphere MQ queue.

Severity

20 : Error

Explanation

An attempt was made to connect to the component's WebSphere MQ Queue Manager and queue, this attempt was unsuccessful.

Response

Ensure that the components WebSphere MQ Queue Manager and queue are available, running and that the user has sufficient authority to access them.

BIP8033

Unable to send an internal configuration message to the broker.

Severity

20 : Error

Explanation

This command was unable to send an internal configuration message to the broker using WebSphere

MQ.

Response

Ensure that WebSphere MQ is installed and that the broker and its Queue Manager are running.

BIP8034

An internal configuration response message not received.

Severity

20 : Error

Explanation

This command sends an internal configuration message to the broker, a internal configuration response message was not received from that broker.

Response

Ensure that the broker and its WebSphere MQ Queue Manager are running.

BIP8035

An internal configuration response message was expected from the broker but was not received within its 1 hour timeout or the internal configuration message was rejected as an invalid message.

Severity

20 : Error

Explanation

This command sends an internal configuration message to the broker, it has a predefined 1 hour timeout, if a request exceeds this time then the command is terminated. The internal configuration messages may also be rejected if their format is incorrect.

Response

Investigate why the internal configuration response message was not received within this period. Check the system log messages and ensure that your WebSphere MQ channels and listeners are active and that the broker or User Name Server is active. Contact your IBM support center if you are unable to resolve this problem.

BIP8036

Negative response received.

Severity

20 : Error

Explanation

This command sends an internal configuration message to the broker, the response received indicated that the internal configuration message was unsuccessful.

Response

Check that the WebSphere MQ transport is available. Check the system log for further information.

BIP8037

Unsupported flag. The flags listed in (<insert_1>) are not supported.

Severity

20 : Error

Explanation

When using this command interface the user should only select from the set of supported flags.

Response

Check the list of supported flags, correct and then reissue the command.

BIP8038

An invalid combination of options was selected.

Severity

20 : Error

Explanation

The command specified represents an invalid combination of options and parameters.

Response

Refer to the WebSphere Message Broker online documentation for the list of valid options for this command. Correct and reissue the command.

BIP8039

The execution group is not available.

Severity

20 : Error

Explanation

The execution group could not be found; it may have been deleted by the Message Brokers Toolkit or Config Manager Proxy application.

Response

Use the Message Brokers Toolkit or Config Manager Proxy to see if the execution group exists.

BIP8040

Unable to connect to the database.

Severity

20 : Error

Explanation

The database cannot be accessed with the specified user Id and password pair.

Response

- Check that the database is running.
 - On Windows, check that an ODBC connection has been created.
 - On systems that use \$ODBCINI, check that the file pointed to by \$ODBCINI has been correctly updated.
 - Use mqsichangebroker brokername -a xxx to set the password to the correct value and try again.
- Use mqsichangeconfigmgr configmgr -a xxx to set the password to the correct value and try again.
- Check that the database has an adequate number of database connections available for use.
-

BIP8041

Unable to open the selected file <insert_1>.

Severity

20 : Error

Explanation

A product component cannot open the specified file for read or write, for example a log file.

Response

Ensure that:

1. The file path is valid.
 2. If specified as input, the file exists and is not also specified as output.
 3. The file is not locked by another user.
-

BIP8042

Insufficient memory.

Severity

20 : Error

Explanation

This command requires a significant amount of memory.

Response

Ensure that there is enough memory available to execute the command.

BIP8043

File selected was not a broker trace file.

Severity

20 : Error

Explanation

Broker trace files have an XML tag indicating that they are trace files.

Response

Repeat the trace extraction and reissue the command.

BIP8044

Unable to get the message text for WBIMB command response <insert_1>.

Severity

20 : Error

Explanation

A response was generated for which there is no message available. This is an internal error and should be reported to IBM together with a trace of the command that caused this message to be issued.

Response

Contact your IBM support center.

BIP8045

The message flow is not available.

Severity

20 : Error

Explanation

The message flow could not be found; it may have been deleted by the Message Brokers Toolkit or a Config Manager Proxy application.

Response

Use the Message Brokers Toolkit or Config Manager Proxy to see if the message flow exists.

BIP8046

Unable to initialize parser data, exception caught <insert_1>.

Severity

20 : Error

Explanation

The command initializes parser functions prior to analyzing XML data, this parser cannot be initialized. Use the line number and column number (inserts 2 and 3 in the exception), to locate the XML causing the problem.

Response

Contact your IBM support center.

BIP8047

Unable to parse the data received, exception caught <insert_1>.

Severity

20 : Error

Explanation

The command uses parser functions to analyze XML data, the parser has detected an error in the format of the XML data being parsed. Use the line number and column number to locate the XML causing the problem.

Response

Check that the data being parsed is correctly formatted. The command may produce partial output. It may also be possible to modify the XML data that the command is parsing so that the error does not occur.

BIP8048

It was not possible to start WebSphere MQ queue manager <insert_1>.

Severity

20 : Error

Explanation

This command attempts to start a WebSphere MQ queue manager. The queue manager could not be started.

Response

Check your system log for failure information. Ensure that the user name used to issue this command has the required permissions to start the WebSphere MQ queue manager. Check that you have an appropriate installation of WebSphere MQ to support a WebSphere Message Broker component. Please see the "Diagnosing errors" section in the information center for more information.

BIP8049

Unable to stop WebSphere MQ Queue Manager <insert_1>.

Severity

20 : Error

Explanation

This command attempts to stop a WebSphere MQ Queue Manager. The Queue Manager could not be

stopped.

Response

Locate and resolve the problem and retry the command.

BIP8050

Unable to create WebSphere MQ Queue Manager <insert_1>.

Severity

20 : Error

Explanation

This command attempts to create a WebSphere MQ Queue Manager. The Queue Manager could not be created.

Response

Locate and resolve the problem and retry the command.

BIP8051

Unable to create WebSphere MQ Queue <insert_1> on Queue Manager <insert_2>.

Severity

20 : Error

Explanation

This command attempts to create a WebSphere MQ Queue but was unable to do so.

Response

Locate and resolve the problem and retry the command.

BIP8052

Unable to delete WebSphere MQ Object <insert_1> from Queue Manager <insert_2>.

Severity

20 : Error

Explanation

This command attempts to delete a WebSphere MQ Object but was unable to do so.

Response

Locate and resolve the problem and retry the command. This could be because a WebSphere MQ channel is still running. If this is the case, stop all WebSphere MQ channels running on behalf of this Queue Manager. If your Message Brokers Toolkit is connected to your configuration manager, you may need to disconnect it as well.

BIP8053

Unable to set the security attributes for WebSphere Queue Manager <insert_1>, Group <insert_2>.

Severity

20 : Error

Explanation

This command attempts to set the Group security attributes for a WebSphere Queue Manager.

Response

Ensure that the required Group is available and that the user issuing this command is a member of the

mqm group.

BIP8054

Unable to set the security attributes for WebSphere Queue <insert_1> on Queue Manager <insert_2>, Group <insert_3>.

Severity

20 : Error

Explanation

This command attempts to set the Group security attributes for a WebSphere Queue.

Response

Ensure that the required Group is available and that the user issuing this command is a member of the mqm group.

BIP8055

Unable to load a Java class or method <insert_1>.

Severity

20 : Error

Explanation

This command attempts to use a Java class or method, but was unable to run the class or method.

Response

Ensure that the required Java archives (jar files) are in the broker's classes directory.

BIP8056

The component's WebSphere MQ queue manager <insert_1> does not exist.

Severity

20 : Error

Explanation

The command cannot be executed because the queue manager associated with this component does not exist.

Response

Recover the queue manager, or delete and recreate the component.

BIP8057

The command has failed because of an unexpected Queue Manager error.

Severity

20 : Error

Explanation

During execution of the command an unexpected response has been returned from an MQI call.

Response

A message containing further details of the failure will have been issued to your system log. Consult this message for problem resolution.

BIP8058

A command has failed because of an unexpected WebSphere MQ failure. A <insert_1> request against object <insert_2> has failed with reason code <insert_3>.

Severity

20 : Error

Explanation

A command has been issued but during execution of the command an unexpected WebSphere MQ failure was returned from MQI call <insert_2>.

Response

Using reason code <insert_3>, consult the WebSphere MQ Application Programming Reference manual to establish the cause of the failure. Take appropriate action to correct the problem before reissuing the command.

BIP8059

Command has failed because the component's Queue Manager is not available.

Severity

20 : Error

Explanation

The command has failed because the Queue Manager associated with the component is currently unavailable.

Response

Reissue the command after the queue manager has been restarted.

BIP8060

Command has failed because of problem with queue SYSTEM.BROKER.INTER.BROKER.COMMUNICATIONS.

Severity

20 : Error

Explanation

The mqsjoinmqpubsub and mqsclearmqpubsub commands send their requests to the broker on queue SYSTEM.BROKER.INTER.BROKER.COMMUNICATIONS. The request has not been sent because a problem has been detected with the queue.

Response

First check whether the queue exists or not. If not, consult the WebSphere Message Broker Introduction and Planning guide for more information about how the queue needs to be defined. After the queue has been defined you will need to stop and restart the broker before it will start to receive messages on this queue. If the queue already existed then stop and restart the broker before reissuing the command. If the command still fails with this error, check that the broker is not waiting for migration to complete. If this is the case, message BIP7283 will have been issued when the broker was last started.

BIP8061

Broker has failed to reply to command.

Severity

20 : Error

Explanation

The request has been sent to the broker but no reply message has been received. The command may or may not have been successful.

Response

Investigate why the broker failed to respond to the request. If the broker has terminated, restart it and reissue the command.

BIP8062

Join request has failed because parent broker is already a neighbor.

Severity

20 : Error

Explanation

The mqsjoinmqpubsub command has failed because the named parent broker is already a neighbor.

Response

If a previous attempt to join the two brokers using the mqsjoinmqpubsub command has failed then it may be necessary to use mqsiclearmqpubsub first before reissuing the command.

BIP8063

Clear request has failed because specified broker is not a neighbor.

Severity

20 : Error

Explanation

The mqsiclearmqpubsub command has failed because the named broker was not a neighbor.

Response

Reissue the command specifying a broker which is a neighbor.

BIP8064

Command has failed because of an internal component error

Severity

20 : Error

Explanation

The command has failed because of an internal error at the component.

Response

A message containing the further details of the failure will have been issued to the system log. Consult this message for problem resolution.

BIP8065

Join request has failed because broker already has a parent.

Severity

20 : Error

Explanation

The mqsjoinmqpubsub command has failed because the message broker already has a parent WebSphere Publish/Subscribe broker.

Response

Remove the existing parent broker before reissuing the command.

BIP8066

Request has failed because an invalid broker name was specified.

Severity

20 : Error

Explanation

The mqsjoinmqpubsub or mqsclearmqpubsub command has failed because the WebSphere Publish/Subscribe broker name supplied was invalid.

Response

Reissue the command with a valid WebSphere Publish/Subscribe broker name.

BIP8067

Request has failed because couldn't contact the parent WebSphere publish/subscribe broker.

Severity

20 : Error

Explanation

The mqsjoinmqpubsub command has failed because the supplied WebSphere publish/subscribe broker could not be contacted.

Response

A message containing further details of the failure will have been issued to the system log. The problem is likely to be caused by the parent broker name not resolving to the name of a transmission queue at the queue manager which is hosting the WebSphere Message Broker broker. Correct the underlying problem with the WebSphere network and reissue the command.

BIP8068

Argument <insert_1> is not a valid integer value for this flag.

Severity

20 : Error

Explanation

Ensure that the argument used is a valid integer and in the allowable range.

Response

Correct and reissue the command.

BIP8069

Unable to find message <insert_1> in message catalog <insert_2>.

Severity

20 : Error

Explanation

A message could not be found in the message catalog specified.

Response

Ensure that the message is available in the message catalog and that the catalog is in the product message directory.

BIP8070

Exception accessing database table executing SQL statement <insert_1>: SQL state <insert_2>; exception <insert_3>.

Severity

20 : Error

Explanation

An SQL command has failed.

Response

Ensure that the broker's database is available. Examine the exception and SQL state code to determine and correct the cause of the error.

BIP8071

Successful command completion.

Severity

0 : Information

BIP8072

Exception accessing a database table, executing SQL statement <insert_1>: exception <insert_2>.

Severity

20 : Error

Explanation

An SQL command has failed.

Response

Ensure that the database is available, examine the exception to determine and correct the cause of the error.

BIP8073

<insert_1> is not a valid component.

Severity

20 : Error

Explanation

The name selected is not a valid component.

Response

Select a different component.

BIP8074

Unable to create a JVM.

Severity

20 : Error

Explanation

A Java Virtual Machine could not be created.

Response

Ensure that the Java CLASSPATH variable is correct and that it is not too large, ensure that the Java

runtime executable (JRE) shipped with the product is in its correct directory.

BIP8075

A Java exception was caught from class <insert_1>. The text is <insert_2>.

Severity

20 : Error

Explanation

A Java exception was caught via the JNI.

Response

Check preceding messages for related errors and retry the operation. If the exception still occurs, contact your IBM support center.

BIP8076

Current working directory could not be set to <insert_1>.

Severity

20 : Error

Explanation

An error has occurred while the command was running. The command has cleaned up and terminated.

Response

Investigate why the directory <insert_1> can't be accessed, correct the problem and retry the command. If the problem still occurs, contact your IBM support center.

BIP8077

A problem was encountered while attempting to create/delete the Configuration Manager.

Severity

20 : Error

Explanation

The operation was not completed successfully. An internal error generated an invalid return code of <insert_1>.

Response

Check messages in the system log for related errors and retry the operation. If the problem still occurs contact your IBM support center.

BIP8078

A problem was encountered while attempting to create/delete the Configuration Manager.

Severity

20 : Error

Explanation

The operation was not completed successfully.

Response

Check messages in the system log for related errors and retry the operation. If the problem still occurs, contact your IBM support center.

BIP8079

Unable to find service user id <insert_1>.

Severity

20 : Error

Explanation

This user ID is not defined to the operating system, so it cannot be used as a component service user ID.

Response

Create the user ID and reissue the command, or specify a user ID which exists on this system.

BIP8080

Unable to initialize a parser factory.

Severity

20 : Error

Explanation

The command executable detected an error whilst initializing its parser factory.

Response

Contact your IBM support center.

BIP8081

An error occurred while processing the command.

Severity

20 : Error

Explanation

An error has occurred while the command was running. The command has cleaned up and terminated.

Response

Use messages prior to this one to determine the cause of the error. Correct the problem and retry the command. Check for some common problems :- Does the user id have the correct authorities (for example a member of the mqbrkrs group)? Is the broker database started and operating correctly? Is any operating system limit set too low to allow the command to run? Is the environment correctly set up? Contact your IBM support center if you are unable to resolve the problem.

BIP8082

Unable to delete WebSphere MQ Queue Manager <insert_1>.

Severity

20 : Error

Explanation

This command attempts to delete an WebSphere MQ Queue Manager, but the Queue Manager could not be deleted.

Response

This could be because an WebSphere MQ channel or WebSphere MQ Listener is still running. Stop all WebSphere MQ channels and WebSphere MQ Listeners running for this Queue Manager and retry the command.

BIP8083

The component name supplied contains invalid characters.

Severity

20 : Error

Explanation

This command requires that the component name is made up of a set of characters supported by the platform on which the command is being executed.

Response

Correct and reissue the command.

BIP8084

Unable to create directory <insert_1>, return code <insert_2>.

Severity

20 : Error

Explanation

The specified directory could not be created. Ensure that the characters are valid, that you have the required permissions and that the parent directory exists.

Response

Correct and reissue the command.

BIP8085

The environment variable <insert_1> is not defined.

Severity

20 : Error

Explanation

An attempt to read an environment variable was unsuccessful.

Response

Ensure the environment variable is defined.

BIP8086

WebSphere MQ Queue Manager <insert_1> is already reserved for use by component <insert_2>.

Severity

20 : Error

Explanation

An attempt was made to use a WebSphere MQ Queue Manager that was already reserved for use by another component. It is acceptable for a broker, User Name Server and Configuration Manager to all share a single WebSphere MQ Queue Manager. It is not acceptable for multiple components of the same type (brokers, User Name Servers, or Configuration Managers) to share a single WebSphere MQ Queue Manager.

Response

Choose another WebSphere MQ Queue Manager and reissue the command.

BIP8087

<insert_1> already exists and cannot be created.

Severity

20 : Error

Explanation

An attempt was made to create a component that already exists.

Response

Ensure that the component name you have selected for creation is the correct one, and investigate the reasons why this component name already exists. Additionally, if you are running on a Windows platform and mqsilist does not report the existence of the component the component's service may still be running. This may be because of a previous delete failed to complete and left the component's service running (this can be caused by an open Administrative Tools - Services window, which prevents the deletion being completed.) If the component's service still exists try deleting the component after resolving any relevant issues and retry this create command.

BIP8088

There are no WebSphere Publish/Subscribe neighbors.

Severity

0 : Information

BIP8089

WebSphere Publish/Subscribe neighbor <insert_1> is inactive.

Severity

0 : Information

BIP8090

WebSphere Publish/Subscribe neighbor <insert_1> is active.

Severity

0 : Information

BIP8091

Common stream <insert_1>.

Severity

0 : Information

BIP8092

Unable to locate WebSphere Message Broker response <insert_1> in message catalog <insert_2>.

Severity

20 : Error

Explanation

The WebSphere Message Broker response could not be found in the message catalog.

Response

Make sure that the message catalog is available and that the WebSphere Message Broker response is in the message catalog. If the problem persists contact your IBM support center.

BIP8093

Unable to access the WebSphere MQ Queue Manager.

Severity

20 : Error

Explanation

The WebSphere MQ Queue Manager is currently being created by another user.

Response

Wait until the Queue Manager has been created, then reissue this command.

BIP8094

Unable to access the WebSphere MQ Queue Manager.

Severity

20 : Error

Explanation

The WebSphere MQ Queue Manager is currently being stopped by another user.

Response

Wait until the stop has completed and reissue this command.

BIP8095

WebSphere queue manager <insert_1> is reserved for use by WebSphere Message Broker component <insert_2>.

Severity

20 : Error

Explanation

An attempt was made to delete an WebSphere queue manager that was being shared by another WebSphere Message Broker component.

Response

It is acceptable for a broker, User Name Server and Configuration Manager to all share a single WebSphere queue manager. The 'WebSphere queue manager delete' option provided by this command may only be selected if there are no other WebSphere Message Broker components currently configured to share this WebSphere queue manager.

BIP8096

Successful command initiation, check the system log to ensure that the component started without problem and that it continues to run without problem.

Severity

0 : Information

BIP8097

Unable to instantiate Java object of class <insert_1>.

Severity

20 : Error

Explanation

An instance of the Java class could not be instantiated.

Response

This is an internal error, possibly due to a faulty installation. Check messages in the system log for related errors and retry the operation. If the problem persists, contact your IBM support center.

BIP8098

Trace level: <insert_1>, mode: <insert_2>, size: <insert_3> KB.

Severity

0 : Information

BIP8099

<insert_1>: <insert_2> - <insert_3>3

Severity

0 : Information

BIP8101

Changes the configuration of a broker.

Severity

10 : Warning

Explanation

Syntax:

```
mqschangebroker brokerName [[-i serviceUserId] -a servicePassword] [-p dataSourcePassword] [-s
unsQMgrName] [-j | -d] [-t | -n] [-l userLilPath] [-g configurationChangeTimeout] [-k
internalConfigurationTimeout] [-v statisticsMajorInterval] [-P httpListenerPort] [-c ICU converter path]
[-y ldapPrincipal] [-z ldapCredentials] [-x userExitPath] [-e activeUserExits] [-o operationMode]
```

Command options:

'brokerName' the name of the broker to change.

'-i serviceUserId' the user ID that the broker runs under.

'-a servicePassword' the password for the broker user ID.

'-p dataSourcePassword' the password for the broker's database user ID.

'-s unsQMgrName' the WebSphere MQ queue manager of the User Name Server.

'-j' enables publish/subscribe access control for this broker.

'-d' disables publish/subscribe access control for this broker.

'-t' enables WebSphere MQ fastpath for this broker (not supported on all platforms).

'-n' disables WebSphere MQ fastpath for this broker.

'-l userLilPath' indicates where user-written LIL and JAR files are loaded from.

'-g configurationChangeTimeout' the maximum time (in seconds) allowed for a user configuration request to be processed.

'-k internalConfigurationTimeout' the maximum time (in seconds) allowed for an internal configuration change to be processed.

'-v statisticsMajorInterval' the time (in minutes) for the duration of the interval for collecting statistics archive records.

'-P httpListenerPort' the port that the broker's HTTP listener uses.

'-c ICU converter path' delimited list (';' on Windows, ':' on Linux and UNIX) of paths to search for ICU converters or converter packages.

'-y ldapPrincipal' the LDAP Principal (user ID).

'-z ldapCredentials' the LDAP Credentials (password).

'-x userExitPath' the directory from which the broker searches for all user exits. This path is added to the system library search path (PATH,LIBPATH,LD_LIBRARY_PATH,SHLIBPATH) for the execution group

process only.

'-e activeUserExits' the active user exits. By default, user exits are inactive. Adding a user exit name to this list changes its default state to active for this broker. The default state can be overridden at the execution group or message flow level using the `mqsichangeflowuserexits` command. If a user exit name is specified and no library is found to provide that user exit when the execution group starts, a BIP8860 message is written to the system log and the execution group fails to start. The separator character for the list is ':'.

'-o operationMode' the broker operation mode. Valid values are 'starter', 'adapter', and 'enterprise'.

BIP8102

Changes a Configuration Manager's configuration.

Severity

10 : Warning

Explanation

Syntax:

```
mqsichangeconfigmgr configMgrName [[-i serviceUserId] -a servicePassword] [-s unsQMGrName] [-p dataBasePassword] [-j maxJVMHeapSize]
```

Command Options:

'configMgrName' name of the Configuration Manager (may be omitted on Windows)

'-i serviceUserId' the userid that the Configuration Manager should run under

'-a servicePassword' the password for the Configuration Manager userid

'-s unsQMGrName' the WebSphere MQ queue manager of the User Name Server

'-p dataBasePassword' the password for the DB2 database being migrated

'-j maxJVMHeapSize' the maximum Java virtual machine heap size, in megabytes (default 256) (minimum 64).

Note: On Windows platforms, if the Configuration Manager name is omitted 'ConfigMgr' will be used.

BIP8103

Changes a User Name Server's configuration.

Severity

10 : Warning

Explanation

Syntax:

```
mqsichangeusernameserver [[-i serviceUserId] -a servicePassword] [-d securityDomainName] [-r refreshInterval] [-g authProtocolDataSource] [-j | -o]
```

Command Options:

'-i serviceUserId' the userid that the User Name Server should run under

'-a servicePassword' the password for the User Name Server userid

'-d securityDomainName' the security domain that the User Name Server will use

'-r refreshInterval' number of seconds between each refresh of the User Name Server internal cache

'-g authProtocolDataSource' the name of the data source required by the authentication protocol

'-j' indicates that groups and group memberships will be defined in the data source for the authentication protocol (rather than drawn from the Operating System)

'-o' indicates that groups and group memberships will be drawn from the Operating System (rather than defined in the data source for the authentication protocol).

BIP8104

Changes a component's trace options.

Severity

10 : Warning

Explanation

Syntax (1):

```
mqsicchangetrace componentName [-u | -t | [-n on | off]] -e egName [-f messageFlow] [-l level] [-m mode] [-c size] [-r]
```

Syntax (2):

```
mqsicchangetrace componentName -t -b [-l level] [-m mode] [-c size]
```

Command options:

'componentName' name of the component whose trace options are to be changed

'-u' indicates user trace (use only with '-e')

'-t' indicates service trace

'-n' indicates trace node settings (use only with '-e')

'-b' denotes tracing of a component other than an execution group

'-e egName' name of the execution group

'-f messageFlow' name of the message flow

'-l level' specifies the trace level: 'none', 'normal' or 'debug'

'-m mode' specifies the trace mode: 'safe' or 'fast'

'-c size' specifies the trace file size in kilobytes

'-r' specifies that the log should be reset

Certain conditions apply to these optional parameters. Check the online documentation for more information.

BIP8105

Creates a broker.

Severity

10 : Warning

Explanation

Syntax:

```
mqsiccreatebroker. brokerName -i serviceUserId -a servicePassword -q queueManagerName -n dataSourceName [-u dataSourceUserId] [-p dataSourcePassword] [-s unsQMGrName [-j]] [-g configurationChangeTimeout] [-k internalConfigurationTimeout] [-w workPath] [-l userLibPath] [-t] [-m] [-v statisticsMajorInterval] [-P httpListenerPort] [-c icuConverterPath] [-y ldapPrincipal -z ldapCredentials] [-x userExitPath] [-o operationMode]
```

Command Options:

'brokerName' the name of the broker.

'-i serviceUserId' the user ID that the broker runs under.

'-a servicePassword' the password for the broker user ID.

'-q queueManagerName' the WebSphere MQ queue manager that the broker will use. The queue manager is created if it does not exist.

'-n dataSourceName' the broker's database name.

'-u dataSourceUserId' the user ID that the broker uses to access its database.

'-p dataSourcePassword' the password for the broker's database user ID.

'-s unsQMGrName' the WebSphere MQ queue manager of the User Name Server.

'-j' enables publish/subscribe access control for the broker.

'-g configurationChangeTimeout' the maximum time (in seconds) allowed for a user configuration request to be processed.

'-k internalConfigurationTimeout' the maximum time (in seconds) allowed for an internal configuration change to be processed.

'-w workPath' the directory in which trace logs are written.

'-l userLibPath' the directory from which the broker searches for user-supplied libraries.

'-t' enables WebSphere MQ fastpath for this broker (not supported on all platforms).

'-m' indicates that migration is required from an WebSphere publish/subscribe broker.

'-v statisticsMajorInterval' the time (in minutes) for the duration of the interval for collecting statistics archive records.

'-P httpListenerPort' the port that the broker's HTTP listener uses.

'-c icuConverterPath' delimited list (';' on Windows, ':' on Linux and UNIX) of paths to search for ICU converters or converter packages.

'-y ldapPrincipal' the LDAP Principal (user ID).
'-z ldapCredentials' the LDAP Credentials (password).
'-x userExitPath' the directory from which the broker searches for all user exits. This path is added to the system library search path (PATH,LIBPATH,LD_LIBRARY_PATH,SHLIBPATH) for the execution group process only.
'-o operationMode' the broker operation mode. Valid values that you can set are 'starter', 'adapter', and 'enterprise'. The default mode is 'enterprise' unless you have the Trial Edition, in which case the default mode is 'trial'.

BIP8106

Creates a Configuration Manager.

Severity

10 : Warning

Explanation

Syntax:

```
mqsicreateconfigmgr. configMgrName -i serviceUserId -a servicePassword -q queueManagerName [-n db2DatabaseToMigrate -u migrationDatabaseUserId -p migrationDatabasePassword] [-s unsQMgrName] [-w workPath]
```

Command Options

'configMgrName' name of the Configuration Manager (may be omitted on Windows)
'-i serviceUserId' the userid that the Configuration Manager will run under
'-a servicePassword' the password for the Configuration Manager userid
'-q queueManagerName' the WebSphere MQ queue manager that the Configuration Manager will use (this is created if it does not exist)
'-n db2DatabaseToMigrate' the name of the DB2 database that contains existing domain data to migrate
'-u migrationDatabaseUserId' the userid of the DB2 database being migrated
'-p migrationDatabasePassword' the password of the DB2 database being migrated
'-s unsQMgrName' the WebSphere MQ queue manager of the User Name Server
'-w workPath' the directory into which trace logs and the Configuration Manager repository will be placed.

Note: On Windows platforms, if the Configuration Manager name is omitted 'ConfigMgr' will be used.

BIP8107

Creates a User Name Server.

Severity

10 : Warning

Explanation

Syntax:

```
mqsicreateusernameServer. -i serviceUserId -a servicePassword -q queueManagerName [-d securityDomainName] [-r refreshInterval] [-w workPath] [-g authProtocolDataSource] [-j]
```

Command Options:

'-i serviceUserId' the userid that the User Name Server will run under
'-a servicePassword' the password for the User Name Server userid
'-q queueManagerName' the WebSphere MQ queue manager that the User Name Server will use (it will be created if it does not exist)
'-d securityDomainName' the Security Domain that the User Name Server will use
'-r refreshInterval' number of seconds between each refresh of the User Name Server internal cache
'-w workPath' the directory into which trace logs will be placed
'-g authProtocolDataSource' the name of the data source required by the authentication protocol
'-j' indicates that groups and group memberships will be defined in the data source for the authentication protocol rather than drawn from the Operating System.

BIP8108

Deletes a broker.

Severity

10 : Warning

Explanation

Syntax:

mqsideletebroker. brokerName [-q] [-w]

Command Options:

'brokerName' Name of the component to delete

'-q' deletes the broker's WebSphere MQ queue manager

'-w' deletes the broker's trace files from its work directory.

BIP8109

Deletes a Configuration Manager.

Severity

10 : Warning

Explanation

Syntax:

mqsideleteconfigmgr. configMgrName [-q] [-w] [-n]

Command Options

'configMgrName' name of the Configuration Manager to delete (may be omitted on Windows)

'-q' deletes the Configuration Manager's WebSphere MQ queue manager

'-w' deletes the Configuration Manager's trace files from its work directory

'-n' deletes the Configuration Manager's repository (use with caution).

Note: On Windows platforms, if the Configuration Manager name is omitted 'ConfigMgr' will be used.

BIP8110

Deletes the User Name Server.

Severity

10 : Warning

Explanation

Syntax:

mqsideleteusername server. [-q] [-w]

Command Options:

'-q' deletes the User Name Server's WebSphere MQ queue manager.

'-w' deletes the User Name Server's trace files from its work directory.

BIP8111

Formats the trace log retrieved using mqsireadlog.

Severity

10 : Warning

Explanation

Syntax:
mqsiformatlog -i inputFileName [-o outputFileName]

Command Options:
'-i inputFileName' the file name of a trace log that requires formatting
'-o outputFileName' the file name to write the formatted trace log (default=stdout).

BIP8112

Joins a broker with a neighboring WebSphere publish/subscribe broker.

Severity

10 : Warning

Explanation

Syntax:
mqsijoinmqpubsub brokerName -p qMgrName

Command Options:
'brokerName' name of the broker to modify
'-p qMgrName' the WebSphere MQ queue manager of the broker to be joined with.

BIP8113

Lists the components that have been created and their WebSphere MQ queue managers.

Severity

10 : Warning

Explanation

Syntax:
mqsilist [-a] [brokerName [-e egName]]

Command Options:
'-a' lists all components on this machine.
'brokerName' lists execution groups configured for a broker
'-e egName' lists message flows configured for an execution group.

BIP8114

Retrieves the trace log.

Severity

10 : Warning

Explanation

Syntax (1):
mqsireadlog componentName (-u | -t) -e executionGroupName [-f] [-o outputFileName]
Syntax (2):
mqsireadlog componentName -t -b subcomponent -f [-o outputFileName]

Command Options:
'-u' indicates user trace (may only be used with '-e')
'-t' indicates service trace
'-b subcomponent' name of the command or subcomponent (for example, 'agent')
'-e executionGroupName' Name of the execution group
'-f' specifies that the log file is to be read directly from the file system (this flag is mandatory for service

trace)
'-o outputFileName' file name to write the trace log.

BIP8115

Displays trace settings.

Severity

10 : Warning

Explanation

Syntax (1):
mqsireporttrace componentName (-u | -t | -n) -e executionGroupName [-f messageFlow]
Syntax (2):
mqsireporttrace componentName -t -b

Command options:

'-u' indicates user trace (use only with '-e')
'-t' indicates service trace
'-n' indicates trace node settings (use only with '-e')
'-b' denotes tracing of a component other than an execution group
'-e executionGroupName' execution group name
'-f messageFlow' message flow name

BIP8116

Starts a component.

Severity

10 : Warning

Explanation

Syntax:
mqsistart componentName

Command Options:

'componentName' broker name, Configuration Manager name or 'UserNameServer'.

BIP8117

Stops a component.

Severity

10 : Warning

Explanation

Syntax:
mqsistop componentName [-q] [-i]

Command Options:

'componentName' broker name, Configuration Manager name or 'UserNameServer'
'-q' stops the WebSphere MQ queue manager used by the component
'-i' forces the broker to stop immediately (use with caution).

BIP8118

Removes knowledge of a neighboring WebSphere publish/subscribe broker.

Severity

10 : Warning

Explanation

Syntax:
mqsiclearmqpubsub brokerName -n neighboringQMgrName

Command Options:

'brokerName' Broker to modify

'-n neighboringQMgrName' the queue manager name of the WebSphere publish/subscribe broker.

BIP8119

Displays neighboring WebSphere Publish/Subscribe brokers.

Severity

10 : Warning

Explanation

Syntax:
mqsilistmqpubsub. brokerName

Command options:

'brokerName' Name of the broker whose neighbors are to be displayed.

BIP8120

Migrates broker database tables.

Severity

10 : Warning

Explanation

Syntax:
migratetables

BIP8121

Lists the contents of a components persistent store.

Severity

10 : Warning

Explanation

Syntax:
mqsibrowse componentName -t persistentStoreTable

Command Options:

'componentName' Name of the component to browse

'-t persistentStoreTable' the persistent store table to browse.

BIP8122

The mqsireportproperties command displays the values of broker properties.

Severity

10 : Warning

Explanation

Syntax 1:

```
mqsireportproperties BrokerName -o ObjectName ( -b httplistener | -b securitycache | -e ExecutionGroupLabel | -c ConfigurableService ) (-n AttributeName | -a | -r) [-p Path/Filename]
```

Syntax 2:

```
mqsireportproperties BrokerName (-o BrokerRegistry | -o SecurityCache) (-n AttributeName | -a | -r) [-p Path/Filename]
```

Command Options:

'BrokerName' The name of the broker.

'-b httplistener' Report properties for the HTTP Listener component.

'-b securitycache' Report properties for the Security Cache component.

'-e ExecutionGroupLabel' The name of the execution group.

'-c ConfigurableService' The type of the configurable service, for example, JMSProviders. Specify a value of "AllTypes" to list all configurable service types.

'-o ObjectName' The name of the object to report on. Specify a value of "AllReportableEntityNames" to list all valid object names.

'-n AttributeName' Display the value of the named attribute.

'-a' Display all attribute values (non-recursive).

'-r' Display all attribute values (recursive).

'-p Path/Filename' The name of a file to write the broker property settings to. If -n is specified, the attribute name is omitted from the output; only the value of the attribute is written to the file.

Response

Correct the arguments and rerun the command.

BIP8123

The mqschangeproperties command changes the values of broker properties.

Severity

10 : Warning

Explanation

Syntax:

```
mqschangeproperties BrokerName ( -b httplistener | -b securitycache | -e ExecutionGroupLabel | -c ConfigurableService ) -o ObjectName -n PropertyName ( -v PropertyValue | -p Path/Filename )
```

Command options:

BrokerName: The name of the broker to modify.

'-b httplistener': Change properties for the HTTP Listener component.

'-b securitycache': Change properties for the Security Cache component.

'-e ExecutionGroupLabel' Change properties for the execution group.

'-c ConfigurableService' Change properties for a configurable service used by the broker, such as JMSProviders.

'-o ObjectName' The name of the object for which you want to change the properties.

'-n PropertyName' The name of the property to be changed.

'-v PropertyValue' The value that is assigned to the property specified by the -n parameter. Specify more than one property name and corresponding value by using commas as separators; for example, -n Name1, Name2 -v Value1, Value2.

'-p Path/Filename' The name of a file to read the broker property settings from.

BIP8124

Changes and reports a component's details.

Severity

10 : Warning

Explanation

Syntax:

mqsiservice. [-v] [componentName [-r label=value]] [-m messageNumber [-c messageCatalog]] [-t]

Command Options:

- '-v' is the product version information.
 - 'componentName' is the name of the component to query for its registry data.
 - '-r label=value' sets the registry key 'label' to 'value'. Use with caution.
 - '-r label=' sets the registry key 'label' to null. Use with caution.
 - '-r label' deletes the registry key 'label'. Use with caution.
 - '-m messageNumber' is a message number to output.
 - '-c messageCatalog' is the name of the message catalog to use.
 - '-t' Output information about current time and time zone.
-

BIP8125

Exports or Imports a message set from or into a repository.

Severity

10 : Warning

Explanation

Syntax (1):

mqsiiimpexpmsgset -e -n mrmDataSourceName -u mrmDataSourceUserId -p mrmDataSourcePassword -s sourceMessageSetName -l sourceMessageSetLevel -f fileName

Syntax (2):

mqsiiimpexpmsgset -i -n mrmDataSourceName -u mrmDataSourceUserId -p mrmDataSourcePassword -f fileName

Command Options

- '-e' exports a message set.
 - '-i' imports a message set.
 - '-n mrmDataSourceName' the component's database name.
 - '-u mrmDataSourceUserId' the userid that the component uses to access the database.
 - '-p mrmDataSourcePassword' the password that the component uses to access its database
 - '-s sourceMessageSetName' the message set being exported or imported
 - '-l sourceMessageSetLevel' the level of the message set
 - '-f fileName' the file being imported, or the file being exported.
-

BIP8126

Creates a new message set as a copy of an existing message set within a repository.

Severity

10 : Warning

Explanation

Syntax:

mqsicopymsgset -n mrmDataSourceName -u mrmDataSourceUserId -p mrmDataSourcePassword -s sourceMessageSetName -l sourceMessageSetLevel -t targetMessageSetName -k targetMessageSetLevel

Command Options

- '-n mrmDataSourceName' the component's database name
 - '-u mrmDataSourceUserId' the userid that the component uses to access the database
 - '-p mrmDataSourcePassword' the password that the component uses to access its database
 - '-s sourceMessageSetName' the message set being copied
 - '-l sourceMessageSetLevel' the level of the message set being copied
 - '-t targetMessageSetName' the name of the target message set
 - '-k targetMessageSetLevel' the target message set level.
-

BIP8127

Checks the contents of a broker's subscriptions table looking for CBR filters that include string literals with escape characters.

Severity

10 : Warning

Explanation

Syntax:

mqsicbrreport brokerName

Command Options

'brokerName' Name of the broker.

BIP8128

Reloads a broker's execution groups.

Severity

0 : Information

Explanation

Syntax:

mqsireload brokerName [-e egName]

Command Options:

'brokerName' Broker name

'-e egName' Execution group name to reload.

BIP8129

Sets the user name and password associated with a data source name (DSN), FTP Server, JNDI administered object, JDBC provider name, or JMS connection factory name.

Severity

10 : Warning

Explanation

Syntax (1):

mqsisetdbparms <brokerName> -n <resource> [-u <userId>] [-p <password>]

Syntax (2):

mqsisetdbparms <brokerName> -n <resource> -d

Command options, syntax (1):

<brokerName>

The broker name.

-n <resource>

The type and name of the resource with which the <userId> and <password> are associated.

-u <userId>

The user identifier associated with <resource>.

You must set this parameter; it is an error to omit the -u option.

If you omit <resource> assume the user identifier already associated with <resource>.

-p <password>

The password associated with <resource>.

If you omit <password> you are prompted to enter the correct password.

You must set the userID and password.

Command options, syntax (2)

<brokerName>

The broker name.

-n <resource>

The type and name of the resource with which the <userId> and <password> are associated.

-d

Delete the <resource> <userId> and <password> information.

The resource can be one of the following types. Each type is determined by the syntax of the <resource> parameter:

-n ftp::<security identity>

The FTP server security identity specified on FileInput or FileOutput nodes.

-n jms::<JMS connection factory name>

The JMS ConnectionFactory used by a JMS node.

-n jndi::<JNDI administered object name>

The JNDI name associated with a JMS ConnectionFactory or Destination.

-n jdbc::<JDBC provider name>

The name of a JDBC configurable service.

-n <data source name>

Is for the Data Source Name (DNS) used in Compute or Database nodes.

-n <adapter name>

Is for the adapter name used in the adapters nodes.

BIP8130

Execution Group: <insert_1> - <insert_2>2

Severity

0 : Information

BIP8131

MessageFlow: <insert_1>1

Severity

0 : Information

BIP8132

<insert_1> is not a valid subcomponent name.

Severity

20 : Error

Explanation

The name selected is not a valid subcomponent.

Response

The name selected is not supported. Select a different subcomponent name.

BIP8133

Unable to write to the selected output file <insert_1>

Severity

20 : Error

Explanation

The file selected could not be written to.

Response

Ensure that the file selected is not in a protected directory, that it is not read-only and that it is not being used or locked by another user. Also check that the directory into which the file will be written has adequate free space.

BIP8134

Unable to alter WebSphere MQ Queue Manager <insert_1>.

Severity

20 : Error

Explanation

This command attempts to alter a WebSphere MQ Queue Manager, the Queue Manager could not be altered.

Response

Locate and resolve the problem and retry the command.

BIP8135

Unable to create files: operating system return code <insert_1>.

Severity

20 : Error

Explanation

An error occurred creating files in response to a command. This may be because the user does not have the required authorization.

Response

Check that the user has the required authority to create files and retry.

BIP8136

Unable to change the ownership of files: operating system return code <insert_1>.

Severity

20 : Error

Explanation

An error occurred changing the ownership of files in response to a command. This may be because the user does not have the required authorization.

Response

Check that the user has the required authority to create files and retry.

BIP8137

Unable to change the access permission mode of file <insert_1> : operating system return code <insert_2>.

Severity

20 : Error

Explanation

An error occurred while changing the access permissions for the specified file. This may be because the user does not have the required authorization to carry out this action.

Response

Check that the user has the required authority to create and modify files. Retry the operation.

BIP8138

Userid <insert_1> cannot be used by this component.

Severity

20 : Error

Explanation

The userId selected cannot be used by the component. This may be because the userId does not have the required authorization or that the userId is invalid for operations that the component requires, for example, if a component is to use fastbind (-t) on UNIX platforms it must use the ServiceUserId 'mqm'.

Response

Check that the user has the required authority to create files and retry.

BIP8139

The user issuing this command does not have the required permissions to complete the command.

Severity

20 : Error

Explanation

The userId that the command is being run under must have the authority to end broker processes.

Response

Check that the user has the required authority to end the broker's processes.

BIP8140

Unable to find service userid <insert_1> in component <insert_2>.

Severity

20 : Error

Explanation

Cannot authenticate service userid in component.

Response

Use mqschangebroker to alter the service userid and then retry the command.

BIP8141

Unauthorized userid <insert_1> in component <insert_2>.

Severity

20 : Error

Explanation

The service userid is not authorized to run the component.

Response

Use mqschangebroker to alter the service userid and retry the command.

BIP8142

Unable to set process userid.

Severity

20 : Error

Explanation

UNIX setuid command had failed.

Response

Verify with your system administrator that file permissions for this command are set correctly.

BIP8143

Unable to change group ownership of directory <insert_2> to <insert_3>. (error <insert_1>)

Severity

20 : Error

Explanation

Directory <insert_2> is required to have <insert_3> as group owner.

Response

Use a different -w value or consult system administrator for possible causes of this error.

BIP8144

Unable to create directory <insert_1>. (error <insert_2>)

Severity

20 : Error

Explanation

Directory <insert_1> creation has failed due to directory permission setting.

Response

Use a different -w value or consult system administrator for possible causes of this error.

BIP8145

Execution Group process IDs <insert_1> were forced to terminate.

Severity

0 : Information

Explanation

The Broker was shutdown forcibly, this caused Execution Group processes to be killed.

Response

This action may leave system, database, WebSphere MQ or Application resources in a locked state. Some resource locks may need freeing manually, others will not need any action to be taken.

BIP8146

Unable to retrieve the SQL primitives supported by the Database.

Severity

20 : Error

Explanation

The command attempted to retrieve the SQL primitives that the Database supports, however the primitives retrieved indicate that the Database could not be contacted successfully. Refer to the Administration Guide for information about Database setup, ensure that the Database libraries are available in the library path and that the ODBC ini file is correct.

Response

Correct the problem and retry the command.

BIP8147

Changes the configuration of a broker. Syntax: `changebroker [s=unsQMgrName] [l=userLilPath] [g=configurationChangeTimeout] [k=internalConfigurationTimeout] [x=userExitPath] [e=activeUserExits]`

Severity

10 : Warning

Explanation

Command options:

's=unsQMgrName' the WebSphere MQ queue manager of the User Name Server.

'l=userLilPath' the directory from which the broker searches for user-supplied libraries.

'g=configurationChangeTimeout' the maximum time (in seconds) allowed for a user configuration request to be processed.

'k=internalConfigurationTimeout' the maximum time (in seconds) allowed for an internal configuration change to be processed.

'x=userExitPath' the directory from which the broker searches for all user exits. This path is added to the system library search path (PATH,LIBPATH,LD_LIBRARY_PATH,SHLIBPATH) for the execution group process only.

'e=activeUserExits' the active user exits. By default, user exits are inactive. Adding a userExit name to this list changes its default state to active for this broker. The default state can be overridden at the execution group or message flow level using the `mqsichangeflowuserexits` command. If a user exit name is specified, and no library is found to provide that user exit when the execution group starts, a BIP8860 message is written to the system log and the execution group fails to start. The separator character for the list is ':'.

BIP8148

Changes a User Name Server's configuration. Syntax: `changeusernameserver [r=refreshInterval] [-g authProtocolDataSource] [-j | -o]`

Severity

10 : Warning

Explanation

Command Options

'r=refreshInterval' number of seconds between each refresh of the User Name Server internal cache

'g=authProtocolDataSource' the name of the data source required by the authentication protocol

'j=yes' indicates that groups and group memberships will be defined in the data source for the authentication protocol (rather than drawn from the Operating System)

'o=yes' indicates that groups and group memberships will be drawn from the Operating System (rather than defined in the data source for the authentication protocol)

BIP8149

This command changes a component's trace options. Syntax (1): `changetrace (u=yes | t=yes | (n=on | n=off)) ,e=executionGroupName [,f=messageFlow] [,l=level] [,m=mode] [,c=size] [,r=yes]` Syntax (2): `changetrace t=yes ,b=yes [,l=level] [,m=mode] [,c=size]`

Severity

10 : Warning

Explanation

Command options:

'u=yes' indicates that user trace options are to be modified (use only with the e parameter)

't=yes' indicates that service trace options are to be modified

'n=on' indicates that trace node is active (use only with the e parameter)

'n=off' indicates that trace node is inactive (use only with the e parameter)

'b=yes' indicates that service trace options for the agent subcomponent of the specified component are to be modified

'e=executionGroupName' specifies the execution group name

'f=messageFlow' specifies the message flow name

'l=level' specifies the trace level: 'none', 'normal' or 'debug'

'm=mode' specifies the trace mode: 'safe' or 'fast'

'c=size' specifies the trace size in kilobytes

'r=yes' specifies that the log is reset

Certain conditions apply to these optional parameters. Check the online documentation for more information.

BIP8150

Displays trace settings. Syntax (1): reporttrace (u=yes | t=yes | n=yes) ,e=executionGroupName [,f=messageFlow] Syntax (2): reporttrace t=yes ,b=yes

Severity

10 : Warning

Explanation

Command options:

'u=yes' indicates user trace (use only with flag 'e')

't=yes' indicates service trace

'n=yes' indicates trace node settings (use only with flag 'e')

'b=yes' denotes components other than execution groups

'e=executionGroupName' execution group name

'f=messageFlow' message flow name.

BIP8151

Lists the components that have been created and their WebSphere MQ queue managers. Syntax: list [e=executionGroupName]

Severity

10 : Warning

Explanation

Command Options

'e=executionGroupName' requests a list of message flows configured for an execution group.

If the execution group is not specified, this command requests a list of execution groups configured for the broker.

BIP8152

Stops a component. Syntax: stopcomponent [i=yes]

Severity

10 : Warning

Explanation

Command Options:

'i=yes' Stop the component immediately

BIP8153

Migrated database tables for broker <insert_1>1

Severity

0 : Information

BIP8154

An error occurred while locking the registry file <insert_1> : <insert_2>.

Severity

20 : Error

Explanation

The program cannot continue, because of an internal error.

Response

Contact your WebSphere Message Broker administrator.

BIP8155

Migrates database tables for a broker.

Severity

10 : Warning

Explanation

Syntax:

```
mqsimigratetables brokerName [-i serviceUserId] [-a servicePassword]
```

Command options

'brokerName' name of the broker whose tables are to be migrated

'-i' the userid that the broker service should run under

'-a' the password for the broker service userid.

BIP8156

Broker database being migrated is in an inconsistent state

Severity

20 : Error

Explanation

The Broker database being migrated is in an inconsistent state. ClientId's referenced in tables can not be found in the BCLIENTUSER table.

Response

Restore your Broker database tables to a known good state, then try migrating the tables again.

BIP8158

Invalid format for command.

Severity

20 : Error

Explanation

The string <insert_1> contained no valid formatted command.

Response

Consult the user manual and correct your errors.

BIP8159

Unknown parameter <insert_1>.

Severity

20 : Error

Explanation

The parameter <insert_1> is not valid for this command.

Response

Check the spelling of the parameter and check if it is valid for this command.

BIP8160

The verb <insert_1> is unknown.

Severity

20 : Error

Explanation

The verb <insert_1> is not a valid verb.

Response

Consult the user manual and correct your errors.

BIP8161

Start was issued.

Severity

0 : Information

Explanation

Start was issued and recognized.

Response

Everything was OK.

BIP8162

MVS stop was issued.

Severity

0 : Information

Explanation

MVS stop was issued and recognized.

Response

Everything was OK.

BIP8163

Missing closing single quote. Opened at <insert_1>.

Severity

20 : Error

Explanation

You opened a quoted text at <insert_1>, but never closed it.

Response

Check where you intended to end the quoted text and issue the corrected command.

BIP8164

A problem was encountered while attempting to create/delete/list security ACL information.

Severity

20 : Error

Explanation

The operation was not completed successfully.

Response

Check messages in the system log for related errors and retry the operation. If the problem still occurs, contact your IBM support center.

BIP8165

An internal error has occurred while accessing the message repository.

Severity

20 : Error

Explanation

This is an internal error. There may be insufficient memory to complete the operation.

Response

Increase the amount of virtual memory available on your system and retry the command. If the problem persists turn on mqsiimpexpmsgset utility tracing to capture details of the error, retry the operation and contact your IBM support center.

BIP8166

The message set to be imported has been finalized in this repository since the export file was created.

Severity

20 : Error

Explanation

A record of this message set, indicating that it was finalized, exists in this repository because another message set was based on it before it was deleted.

Response

Delete all message sets based on this message set or import a finalized version of the message set.

BIP8167

Unknown message repository database name <insert_1>.

Severity

20 : Error

Explanation

The message repository database name <insert_1> could not be located.

Response

This error is most probably a result of either, an incorrect name that was provided for the MRMDDataSourceName on the mqsiimpexpmsgset command, or the ODBC data source name <insert_1> was not set up correctly, or has been deleted. Check that the message repository database name has been correctly set up as an ODBC system data source that has been configured for the correct database.

BIP8168

The userid and/or password are not authorized for connection to the message repository database <insert_1>.

Severity

20 : Error

Explanation

The message repository database name <insert_1> could not be opened because the userid and/or password is not authorized.

Response

This error is most probably a result of either, incorrect userid and password that were provided for the MRMDDataSourceUserId and MRMDDataSourcePassword on the mqsiimpexpmsgset command, or the userid has not been assigned access rights to the message repository database by the database management system. Check that the message repository database access rights have been correctly configured.

BIP8169

An internal error has occurred while accessing the message repository.

Severity

10 : Warning

Explanation

A SAX parser exception occurred. The text of the exception is <insert_1>.

Response

If the error persists contact your IBM support center.

BIP8170

Failed to import as all plug-ins registered for the message set have not been installed.

Severity

20 : Error

Explanation

The import file refers to plug-ins which have not been installed.

Response

Install all plug-ins registered for the message set and retry the command.

BIP8171

An internal error has occurred while accessing the message repository.

Severity

10 : Warning

Explanation

A DOM parser exception occurred. The text of the exception is <insert_1>.

Response

If the error persists contact your IBM support center.

BIP8172

An unexpected exception has occurred while accessing the message repository.

Severity

10 : Warning

Explanation

The text of the exception is <insert_1>.

Response

If the error persists contact your IBM support center.

BIP8173

An internal error has occurred while accessing the message repository.

Severity

20 : Error

Explanation

The error was due to invalid content of an XML document.

Response

If the error persists contact your IBM support center.

BIP8174

An internal error has occurred while accessing the message repository.

Severity

20 : Error

Explanation

The error was due to invalid content of an XML document.

Response

If the error persists contact your IBM support center.

BIP8175

Duplicate message set identifier.

Severity

20 : Error

Explanation

The message set to be imported already exists in this repository.

Response

Delete the message set and retry the command.

BIP8176

Failed to access export file <insert_1>.

Severity

20 : Error

Explanation

The error code <insert_2> was detected.

Response

Check that you have access rights to the export file.

BIP8177

Failed to open import file <insert_1>.

Severity

20 : Error

Explanation

There was a failure opening the import file <insert_1>.

Response

Check the filename and path entered and that you have access rights to the file.

BIP8178

The database transaction log size has been exceeded.

Severity

20 : Error

Explanation

You have exceeded the transaction log size of the database.

Response

Increase the size of the database transaction log size on your system and retry the command.

BIP8179

Internal error while accessing message repository.

Severity

10 : Warning

Explanation

An internal inconsistency has been detected while accessing the message repository. The MRM return code <insert_1> was detected.

Response

This is an internal error. Turn on mqsiimpexpmsgset utility tracing to capture details of the error, retry the operation and contact your IBM support center.

BIP8180

The message repository database <insert_1> has not been initialized correctly.

Severity

20 : Error

Explanation

It is not possible to access the message repository because the database <insert_1> has not been properly initialized.

Response

This error is most probably a result of a setup inconsistency. You must delete your Configuration Manager (using the mqsideleteconfigmgr. command with the -n and -m options) and then recreate your Configuration Manager (using the mqsicreateconfigmgr. command with the -n and -m options).

BIP8181

An error has occurred while connecting to the message repository.

Severity

20 : Error

Explanation

This error is most probably a result of an incorrect userid that was provided for the MRMDDataSourceUserId on the mqsiimpexpmsgset command, or the userid has not been assigned access rights to the message repository database by the database management system.

Response

Check that the message repository database access rights have been correctly configured. Alternatively, if the userid is correct, then this is an internal error. The SQL code (<insert_2>) and SQL state (<insert_3>) were returned. Check your database manager documentation for further information on this error.

BIP8182

Database manager not started.

Severity

20 : Error

Explanation

The message repository database name, <insert_1>, could not be accessed. The database manager has either not been started, or has been stopped.

Response

Start the database manager and retry the command.

BIP8183

A referenced resource does not exist in the message repository.

Severity

20 : Error

Explanation

A resource was referenced, but it does not exist in the message repository.

Response

This is an internal error. Turn on mqsiimpexpmsgset utility tracing to capture details of the error, retry the operation and contact your IBM support center.

BIP8184

Message set is not complete.

Severity

20 : Error

Explanation

A message set must be complete before performing an export. A message set is incomplete if it contains any incomplete messages. A message is incomplete if its type is incomplete. An empty type is incomplete if the type composition is not empty except for type composition message where the type content is not closed. A type is also incomplete if it has incomplete plug-in layer information or if it has an incomplete child. Similarly, a child is incomplete if its type is incomplete.

Response

Complete the message set and retry the command.

BIP8185

Duplicate message set name.

Severity

20 : Error

Explanation

A message set named <insert_1> already exists in this repository.

Response

Delete the message set and retry the command.

BIP8186

The message set <insert_1> with level <insert_2> does not exist in the message repository.

Severity

20 : Error

Explanation

The message set <insert_1> with level <insert_2> is referenced, but it does not exist in the message repository.

Response

Correct the problem and retry the command.

BIP8187

Statistics <insert_1> settings for flow <insert_2> in execution group <insert_3> - On?: <insert_4>, ThreadDataLevel: <insert_5>, NodeDataLevel: <insert_6>, OutputFormat: <insert_7> , AccountingOrigin <insert_8>.

Severity

0 : Information

BIP8188

Invalid message set level.

Severity

20 : Error

Explanation

The level <insert_1> for message set <insert_2> is invalid.

Response

Correct the message set level and retry the command.

BIP8189

Changes a broker's statistics options.

Severity

10 : Warning

Explanation

Syntax:

```
mqsischangeflowstats brokerName (-a | -s) (-e executionGroupName | -g) (-f messageFlow | -j) [-c control] [-t threadData] [-n nodeData] [-r] [-o outputFormat] [-b accountingOrigin]
```

Command Options:

'brokerName' name of the broker.

'-a' indicates archival of statistics.

'-s' indicates snapshot publishing.

'-e executionGroupName' execution group name.

'-g' indicates all execution groups.

'-f messageFlow' message flow name.

'-j' indicates all message flows.

'-c control' starts or stops collection: values allowed are 'active' or 'inactive'.

'-t threadData' specifies the thread statistics level: values allowed are 'none' or 'basic'.

'-n nodeData' specifies the node statistics level: values allowed are 'none', 'basic' or 'advanced'.

'-r' resets the archival, that is, deletes all previous records currently held.

'-o outputFormat' specifies the output format: values allowed are 'usertrace', 'xml' or (on z/OS only) 'smf'.

'-b accountingOrigin' indicates using accounting origin to segregate the statistics.

BIP8190

Displays statistics settings.

Severity

10 : Warning

Explanation

Syntax:

```
mqsisreportflowstats BrokerName ( -a | -s | -a -s ) ( -e executionGroupName | -g ) ( -f messageFlow | -j )
```

Command Options

'brokerName' name of the broker

'-a' indicates archival of statistics

'-s' indicates snapshot publishing

'-e executionGroupName' execution group name

'-g' indicates all execution groups

'-f messageFlow' message flow name

'-j' indicates all message flows.

BIP8191

Changes a component's statistics options.

Severity

10 : Warning

Explanation

Syntax:

```
mqsischangeflowstats ( a=yes [,r=yes] | s=yes ) ( ,e=ExecutionGroupLabel | ,g=yes ) ( ,f=MessageFlow | ,j=yes ) [ ,l=Level ] [ ,t=ThreadData ] [ ,n=NodeData ] [ ,o=OutputFormat ] [ ,b=AccountingOrigin ]
```

Command Options

'a' indicates Archival of statistics.

'r' resets the Archival, that is, deletes all previous records currently held.
's' indicates Snapshot publishing.
'e' Execution Group name.
'g' indicates all Execution Groups.
'f' Message Flow name.
'j' indicates all Message Flows.
'c' starts or stops collection: values allowed are 'active' or 'inactive'.
't' specifies the thread statistics level: ThreadData values allowed are 'none' or 'basic'.
'n' specifies the node statistics level: NodeData values allowed are 'none', 'basic' or 'advanced'.
'o' specifies the output format: values allowed are 'usertrace', 'xml' or 'smf'.
'b' indicates using Accounting Origin to segregate the statistics.

BIP8192

Displays statistics settings.

Severity

10 : Warning

Explanation

Syntax:

```
mqsiereportflowstats ( a=yes, | s=yes, | a=yes,s=yes, ) ( ,e=ExecutionGroupLabel | ,g=yes )  
( ,f=MessageFlow | ,j=yes )
```

Command Options

'a' indicates Archival of statistics.
's' indicates Snapshot publishing.
'e' Execution Group name.
'g' indicates all Execution Groups.
'f' Message Flow name.
'j' indicates all Message Flows.

BIP8193

Creates a security ACL group entry.

Severity

10 : Warning

Explanation

Syntax:

```
mqsicreateaclgroup (-f fileName | ( (-g groupName | -u userName) -x accessLevel (-b broker | -e  
executionGroup | -s | -t | -r) ) )
```

Command Options:

'-f fileName' Imported ACL list file name.
'-g groupName' Windows group name for the desired action.
'-u userName' Windows user name for the desired action.
'-x accessLevel' Desired security access level for specified object (F, E, D, V).
'-b broker' The operation references the specified broker.
'-e executionGroup' The operation references the specified execution group.
'-s' The operation references the subscriptions.
'-t' The operation references the topology.
'-r' The operation references the root topic.

BIP8194

Deletes a security ACL group entry.

Severity

10 : Warning

Explanation

Syntax:

```
mqsideleteaclgroup (-f fileName | (-g groupName | -u userName) (-b broker | -e executionGroup | -s | -t | -r) )
```

Command Options:

'-f fileName' Imported ACL list file name

'-g groupName' Group name for the desired action

'-u userName' User name for the desired action

'-b broker' The operation references the specified broker

'-e executionGroup' The operation references the specified execution group

'-s' The operation references the subscriptions

'-t' The operation references the topology

'-r' The operation references the root topic

BIP8195

Lists the current security ACL group(s).

Severity

10 : Warning

Explanation

Syntax:

```
mqsilistaclgroup [-g groupName | -u userName | -b broker | -e executionGroup | -s | -t | -r]
```

Command Options:

'-g groupName' ACLs referencing the specified group

'-u userName' ACLs referencing the specified user

'-b broker' ACLs referencing the specified broker

'-e executionGroup' ACLs referencing the specified execution group

'-s' ACLs referencing the subscriptions table

'-t' ACLs referencing the publish/subscribe topology

'-r' ACLs referencing the root topic.

BIP8196

Statistics <insert_1> settings for flow <insert_2> in execution group <insert_3> - On?: <insert_4>, ThreadDataLevel: <insert_5>, NodeDataLevel: <insert_6>, OutputFormat: <insert_7>.

Severity

0 : Information

BIP8197

Unable to set the security attributes for WebSphere MQ Queue <insert_2> on Queue Manager <insert_1>.

Severity

20 : Error

Explanation

This command attempts to set the Group or Principal security attributes for a WebSphere MQ Queue for the related Queue Manager.

Response

Ensure that the required Group or Principal, <insert_3> is available and that the user issuing this command is a member of the mqm group.

BIP8198

An attempt to start the Queue Manager for WebSphere MQ Queue Manager <insert_1> was unsuccessful and returned WebSphere MQ code <insert_2>.

Severity

20 : Error

Explanation

This command attempts to start the required WebSphere MQ Queue Manager.

Response

Ensure that the required Queue Manager, <insert_1> is available and that the user issuing this command is a member of the mqm group.

BIP8199

Unable to set the security attributes for WebSphere MQ Queue Manager <insert_1>.

Severity

20 : Error

Explanation

This command attempts to set the Group or Principal security attributes for a WebSphere MQ Queue Manager.

Response

Ensure that the required Group or Principal, <insert_2> is available and that the user issuing this command is a member of the mqm group.

BIP8201

User Name Server starting with refresh interval <insert_1>.

Severity

0 : Information

Explanation

The User Name Server is being started with a refresh interval that determines (in seconds) how frequently the native security subsystem's user/group registry will be reread.

Response

No user action required.

BIP8202

User Name Server UUID has been set to <insert_1>.

Severity

0 : Information

Explanation

The User Name Server requires a UUID to identify it to the domain.

Response

No user action required.

BIP8203

User Name Server UUID could not be established.

Severity

30 : Severe error

Explanation

The User Name Server requires a UUID to identify it to the domain, a new UUID was not successfully generated.

Response

Restart the User Name Server. Contact your IBM support center if the problem persists.

BIP8204

User Name Server is registering a client with UUID <insert_1>, and cache version <insert_2>.

Severity

0 : Information

Explanation

The User Name Server maintains a registry of clients, uniquely identified by their UUID, and uses the cache version to determine whether a client that is re-registering has an up-to-date version of user and group information.

Response

No user action required.

BIP8205

User Name Server failed to send a response/report to a configuration request,

Severity

20 : Error

Explanation

The User Name Server could not deliver a response/report message.

Response

Check preceding system log entries for errors from the underlying messaging subsystem.

BIP8206

User Name Server received an acknowledgement from an unregistered client with UUID <insert_1>.

Severity

10 : Warning

Explanation

The User Name Server maintains a registry of clients, uniquely identified by their UUID, an acknowledgement has been received from a client whose UUID is not in the registry.

Response

Contact your IBM support center if the problem persists.

BIP8207

User Name Server failed to send updated user/group information to client with UUID <insert_1>.

Severity

20 : Error

Explanation

The User Name Server could not deliver user/group information to a registered client.

Response

Check preceding system log entries for errors from the underlying messaging subsystem.

BIP8208

User Name Server refresh interval has been reset to <insert_1>.

Severity

0 : Information

Explanation

The User Name Server's refresh interval determines (in seconds) how frequently the native security subsystem's user/group registry will be reread.

Response

No user action required.

BIP8209

User Name Server could not retrieve user/group information from the native security subsystem.

Severity

10 : Warning

Explanation

The User Name Server will continue processing using its cached version of user/group information.

Response

Check preceding system log entries for errors from the underlying security subsystem.

BIP8210

User Name Server has processed <insert_1> of <insert_2> usernames.

Severity

0 : Information

Explanation

The User Name Server retrieves user/group information from the native security subsystem's user/group registry.

Response

No user action required.

BIP8211

User Name Server failed to retrieve <insert_2> <insert_1> entries from the native security subsystem.

Severity

0 : Information

Explanation

The User Name Server failed to read a number (<insert_2>) of user or group (<insert_1>) entries, and will continue processing using an incomplete cache of user/group information.

Response

Check trace entries for an indication of which <insert_1> entries could not be read.

BIP8212

User Name Server failed to retrieve more than <insert_2> <insert_1> entries from the native security subsystem.

Severity

10 : Warning

Explanation

The User Name Server failed to read more than a given number (<insert_2>) of user or group (<insert_1>) entries, and will not attempt to read any further <insert_1> entries. Processing will continue using an incomplete cache of user/group information.

Response

Check trace entries for an indication of which <insert_1> entries could not be read.

BIP8213

User Name Server failed to retrieve any <insert_1> entries from the native security subsystem.

Severity

20 : Error

Explanation

The User Name Server did not read any user or group (<insert_1>) entries, and will not continue processing.

Response

Check trace entries for an indication of why no <insert_1> entries were found.

BIP8214

Object not found

Severity

20 : Error

Explanation

The Configuration Manager repository object <insert_1> of type <insert_2> does not exist.

Response

Ensure that you have specified the correct object name, type and that the object has been defined to the Configuration Manager.

BIP8215

The ACL command resulted in no change.

Severity

10 : Warning

Explanation

The ACL command resulted in no change.

Response

The most likely cause of this return code is attempting to delete an Access Control Entry which does not exist or create one which already exists.

BIP8216

Trace file <insert_1> is not readable by this version of the product. The file was written by version <insert_2>, while this product is version <insert_3>.

Severity

20 : Error

Explanation

The trace file contains data that cannot be understood by this product, and the trace reader command was not able to process the file.

Response

Ensure that the correct version of the product is used to read the trace files.

BIP8217

Trace file <insert_1> is corrupt, and has not been fully read.

Severity

30 : Severe error

Explanation

The trace file contains data other than complete trace records for the current product version, and the trace reader command was not able to process the file.

Response

Ensure that the correct product version is used to read trace files. If the correct version is being used and this error still occurs, ensure that enough disk space is available to store trace data, and that none of the files are limited by other means (e.g., ulimit on UNIX platforms).

BIP8218

Unable to clear messages for WebSphere MQ Queue <insert_1> from Queue Manager <insert_2>.

Severity

20 : Error

Explanation

This command attempts to clear a WebSphere MQ queue but was unable to do so.

Response

Locate and resolve the problem and retry the command. This could be because a whole broker, an Execution Group, a Config Manager, or a User Name Server is still running. Stop all processes associated with the queue manager, and retry the command.

BIP8219

Service binary path for component <insert_1> changed to <insert_2>; previous value was <insert_3>.

Severity

10 : Warning

Explanation

The service location for this component was incorrect for this installation. The location has been updated to the correct value.

Response

None.

BIP8220

Service binary path for component <insert_1> could not be changed to <insert_2>: error <insert_4>. Current value remains <insert_3>.

Severity

20 : Error

Explanation

The service location for this component is incorrect for this installation. The command attempted to change this location, but was unsuccessful.

Response

Determine why the change was unsuccessful, correct the problem, and re-run the command.

BIP8221

<insert_1>: <insert_2> (Version <insert_4>) - <insert_3>3

Severity

0 : Information

BIP8222

Unable to find ODBCINI file <insert_1>.

Severity

20 : Error

Explanation

Could not find the ODBCINI file <insert_1>, which is specified by the ODBCINI environment variable.

Response

Ensure that the ODBCINI environment variable points to an existing ODBCINI file.

BIP8223

User <insert_2> is not a member of group <insert_1>.

Severity

20 : Error

Explanation

User <insert_2> is not a member of group <insert_1> and therefore does not have the privilege to use this command.

Response

Talk to your system administrator to obtain the membership of group <insert_1> or login as a user who does have the membership.

BIP8224

Internal error while trying to load library <insert_1>.

Severity

20 : Error

Explanation

Could not load an internal library <insert_1>.

Response

Ensure that the library is correctly installed.

BIP8225

<insert_1> is not a known component.

Severity

20 : Error

Explanation

The name provided is not a known component.

Response

Provide a different component name.

BIP8226

Executing system command <insert_1>.

Severity

0 : Information

BIP8227

Force data in the broker's security cache to be reloaded.

```
mqsireloadsecurity -b brokerName [-u userid list] (-n cfgParameterFileName | ([-i ipAddress] [-p port] [-q queueManager])) [-w timeoutValue]
```

Severity

0 : Information

Explanation

Command Options:

'-b brokerName' Name of the broker that is to have its security cache entries reloaded.

'-u userid list' A colon-separated list of user IDs that are to have their security cache entries reloaded. If no list is supplied, all entries in the cache are reloaded.

'-n cfgParameterFileName' Configuration Manager connection parameters (.configmgr).

'-i ipAddress' IP address or host name of the Configuration Manager (default is "").

'-p port' Port number of the Configuration Manager (default is 1414).

'-q queueManager' Queue manager of the Configuration Manager (default is "").

'-w timeoutValue' Value in seconds to wait for the broker to reply to the deploy request.

Response

No action.

BIP8228

Force data in the broker's security cache to be reloaded.

Severity

0 : Information

Explanation

Syntax:

```
mqsireloadsecurity b=brokerName [u=userid list] [w=timeoutValue]
```

Command Options:

'b=brokerName' Name of the broker that is to have its security cache entries reloaded.

'u=userid list' A colon-separated list of user IDs that are to have their security cache entries reloaded. If no list is supplied, all entries in the cache are reloaded.

'w=timeoutValue' Value in seconds to wait for the broker to reply to the deploy request.

Response

No action.

BIP8229

The command completed with the following number of warnings: <insert_1>.

Severity

0 : Information

BIP8230

mqsisetdbparms cannot be used to set a user name and password for the broker data source.

Severity

10 : Warning

Explanation

An attempt was made to set a user name and password for the broker ODBC data source name. This is not allowed. You may set user names and passwords only for ODBC data sources other than the broker data source.

BIP8250

The Configuration Manager's user/group cache is empty.

Severity

10 : Warning

Explanation

The Configuration Manager receives user and group information from the User Name Server. The cache will be empty if the Configuration Manager has not yet successfully registered with the User Name Server.

Response

Check preceding system log entries for related errors. Check that the User Name Server has been started. Contact your IBM support center if the problem persists.

BIP8251

The Configuration Manager failed to send a registration/heartbeat message to the User Name Server.

Severity

10 : Warning

Explanation

The Configuration Manager could not deliver a registration/heartbeat message to the User Name Server.

Response

Check preceding system log entries for errors from the underlying messaging subsystem. Contact your IBM support center if the problem persists.

BIP8252

The Configuration Manager failed to send an acknowledgement message to the User Name Server.

Severity

10 : Warning

Explanation

The Configuration Manager could not deliver an acknowledgement message to the User Name Server.

Response

Check preceding system log entries for errors from the underlying messaging subsystem. Contact your IBM support center if the problem persists.

BIP8253

Error in parsing a message from the User Name Server, invalid tag <insert_1>.

Severity

20 : Error

Explanation

The Configuration Manager has received a message from the User Name Server that it is unable to parse.

Response

Contact your IBM support center if the problem persists.

BIP8254

Internal Error while parsing a message from the User Name Server.

Severity

20 : Error

Explanation

The Configuration Manager has encountered an internal error while attempting to parse a message from the User Name Server.

Response

Contact your IBM support center if the problem persists.

BIP8255

User Name Services are disabled.

Severity

0 : Information

Explanation

The Configuration Manager communicates with the User Name Server in order to procure user and group information for configuring topic ACLs.

Response

No action unless you want to manage topic ACLs. If you want to manage topic ACLs you must reconfigure the Configuration Manager by providing a queue manager name for the User Name Server.

BIP8256

Failed to initialize the interface to the User Name Server.

Severity

20 : Error

Explanation

The Configuration Manager communicates with the User Name Server in order to procure user and group information for configuring topic ACLs. Initialization failures occur when the underlying transport encounters problems.

Response

Check preceding system log entries for related errors.

BIP8257

The Configuration Manager has reconnected to WebSphere MQ for User Name Services.

Severity

0 : Information

Explanation

The Configuration Manager communicates with the User Name Server in order to procure user and group information for configuring topic ACLs. The Configuration Manager was unable to communicate via WebSphere MQ transports but communication has been reestablished.

Response

Investigate the reasons for the failure of the WebSphere MQ product.

BIP8258

Successfully registered with the User Name Server using UUID <insert_1>.

Severity

0 : Information

Explanation

The Configuration Manager communicates with the User Name Server in order to procure user and group information for configuring topic ACLs. The initial registration with the User Name Server succeeded.

Response

No user action required.

BIP8259

The Configuration Manager has not yet registered with the User Name Server.

Severity

10 : Warning

Explanation

The Configuration Manager communicates with the User Name Server in order to procure user and group information for configuring topic ACLs. Registration is an asynchronous operation but severe delays require investigation.

Response

Check that the User Name Server has been started. Check preceding system log entries for related errors.

BIP8260

Successfully initialized the interface to the User Name Server.

Severity

0 : Information

Explanation

The Configuration Manager communicates with the User Name Server in order to procure user and group information for configuring topic ACLs. The Configuration Manager will now asynchronously register with the User Name Server.

Response

No user action required.

BIP8261

The Configuration Manager is encountering problems in communicating with the User Name Server.

Severity

20 : Error

Explanation

The Configuration Manager communicates with the User Name Server in order to procure user and group information for configuring topic ACLs. Messaging failures are occurring.

Response

Check preceding system log entries for related errors. If the problem persists contact your IBM support center.

BIP8262

Failed to initialize the interface to the User Name Server, a UUID could not be established.

Severity

20 : Error

Explanation

The Configuration Manager communicates with the User Name Server in order to procure user and group information for configuring topic ACLs. The Configuration Manager requires a UUID to identify it to the User Name Server, a new UUID was not successfully generated.

Response

Restart the Configuration Manager. Contact your IBM support center if the problem persists.

BIP8263

User Name Server has found a user <insert_1> that is not a member of any groups. This user will be ignored.

Severity

10 : Warning

Explanation

Each user must be a member of at least one group.

Response

Use the OS tools to assign the user <insert_1> to at least one group.

BIP8280

Successfully initialized interface to the NT security domain, <insert_1>.

Severity

0 : Information

Explanation

A component of WebSphere Message Broker has successfully initialized the NT security domain.

Response

No user action required.

BIP8281

Error in initializing the NT security domain: return code <insert_1>; subsystem error code <insert_2>.

Severity

20 : Error

Explanation

A component of WebSphere Message Broker is attempting to initialize the NT security domain for use as a supplier of user and group information, without success.

Response

Check NT security subsystem documentation for the reported error.

BIP8282

Error in call <insert_1> to the NT security domain with return code <insert_2>.

Severity

20 : Error

Explanation

A component of WebSphere Message Broker is attempting to call the NT security domain. The security subsystem returned an error code.

Response

Check NT security subsystem documentation for the reported error. Restart the relevant service component (UserNameServer, or Configuration Manager). Ensure that a Domain Controller, either Primary or Backup, is available.

BIP8283

Error in determining the domain controller in the NT security domain, return code <insert_1>.

Severity

20 : Error

Explanation

A component of WebSphere Message Broker is attempting to initialize the NT security domain for use as a supplier of user and group information. The security subsystem returned an error code.

Response

Check NT security subsystem documentation for the reported error.

BIP8284

Failed to find NT security domain, <insert_1>.

Severity

20 : Error

Explanation

A component of WebSphere Message Broker has failed to locate the specified NT security domain.

Response

Check that the domain name was correctly specified and that it is accessible from this machine.

BIP8285

Insufficient authority to access NT security domain, <insert_1>.

Severity

20 : Error

Explanation

A component of WebSphere Message Broker is attempting to initialize the NT security domain for use as a supplier of user and group information. The userid under which the component is running does not have the authority to access this information in the specified domain.

Response

Check that the correct domain name was specified in the configuration command that created this component and check that its service id has administrative or account operator privilege in that domain.

BIP8286

Error in Operating System call <insert_1>.

Severity

20 : Error

Explanation

A component of WebSphere Message Broker is attempting to call the Operating System. The security subsystem returned an error code.

Response

Check Operating system documentation and environment.

BIP8301

Failed to send initial registration to the User Name Server.

Severity

20 : Error

Explanation

The Broker communicates with the User Name Server in order to procure user and group information for configuring topic ACLs. This broker has never established communication with the User Name Server and has no cached user and group information. The process will be terminated.

Response

Check that the User Name Server is running. Check preceding system log entries for related errors.

BIP8302

A problem occurred in registering with the User Name Server.

Severity

20 : Error

Explanation

The Broker communicates with the User Name Server in order to procure user and group information for processing topic ACLs. The Broker will use the user and group information that it last successfully retrieved from the User Name Server until communications are reestablished. Registration is an asynchronous operation but severe delays and repetitions of this message require investigation.

Response

Check that the User Name Server has been started. Check preceding system log entries for related errors.

BIP8303

The Broker's user/group cache is empty.

Severity

10 : Warning

Explanation

The Broker maintains a persistent copy of user and group information which it initially receives from the User Name Server. The cache will be empty if the Broker has never successfully registered with the User Name Server.

Response

Check preceding system log entries for related errors. Check that the User Name Server has been started. Contact your IBM support center if the problem persists.

BIP8304

Starting deferred JMS/IP Input Node with authentication enabled.

Severity

0 : Information

Explanation

The broker has received authentication information from the User Name Server and JMS/IP Input nodes with authentication enabled will now be started.

Response

No user action required.

BIP8305

Cannot start a JMS/IP Input Node with authentication support.

Severity

10 : Warning

Explanation

Authentication has been enabled for a JMS/IP Input Node but the broker has received either no authentication information or invalid authentication information from the User Name Server.

Response

Check preceding system log entries for related errors. Check the authentication parameters specified during User Name Server configuration. Contact your IBM support center if the problem persists.

BIP8306

Starting deferred JMS/IP Input Node with authorization enabled.

Severity

0 : Information

Explanation

The broker has received authorization information from the User Name Server and JMS/IP Input nodes will now be started.

Response

No user action required.

BIP8307

The start of a JMS/IP Input Node has been deferred.

Severity

10 : Warning

Explanation

Authorization has been enabled but the broker has yet to receive authorization information from the User Name Server. The JMS/IP node will be started when this information has been received.

Response

Check preceding system log entries for related errors. Check that the User Name Server has been started. Contact your IBM support center if the problem persists.

BIP8308

The start of a JMS/IP Input Node has been deferred.

Severity

10 : Warning

Explanation

Authentication has been enabled for a JMS/IP Input Node but the broker has yet to receive authentication information from the User Name Server. The node will be started when this information has been received.

Response

Check preceding system log entries for related errors. Check that the User Name Server has been started. Contact your IBM support center if the problem persists.

BIP8309

The broker has successfully processed the initial message from the User Name Server.

Severity

0 : Information

Explanation

The broker has received the latest authentication and/or authorization information from the User Name Server. If this is the first time that the broker and User Name Server have ever communicated, then the broker will now be ready to support pubsub security services.

Response

No user action required.

BIP8310

User Name Server has completed processing a command request.

Severity

0 : Information

Explanation

This message is issued when the User Name Server has finished processing a command request from a broker or Configuration Manager.

Response

No user action required.

BIP8311

User Name Server received command message <insert_1>.

Severity

0 : Information

Explanation

This message is issued when the User Name Server receives a command request from a broker or Configuration Manager.

Response

No user action required.

BIP8380

Successfully initialized the plug-in user/group registry.

Severity

0 : Information

Explanation

A component of WebSphere Message Broker has successfully initialized the plug-in user/group registry.

Response

No user action required.

BIP8381

Error in initializing the plug-in user/group registry.

Severity

20 : Error

Explanation

A component of WebSphere Message Broker is attempting to initialize the plug-in service for use as a supplier of user and group information.

Response

Check the plug-in service's diagnostic report for initialization errors.

BIP8382

Error in call <insert_1> to the plug-in user/group registry with return code <insert_2>.

Severity

20 : Error

Explanation

A component of WebSphere Message Broker is attempting to call the plug-in user/group registry. The plug-in returned an error code.

Response

Check the plug-in service's diagnostic report for the reported error.

BIP8390

Successfully initialized support for authentication.

Severity

0 : Information

Explanation

A component of WebSphere Message Broker has successfully loaded and initialized the authentication support module.

Response

No user action required.

BIP8391

Error in initializing support for authentication.

Severity

10 : Warning

Explanation

A component of WebSphere Message Broker is attempting to initialize support for authentication

Response

Check preceding system log entries for related errors. Check the authentication service's diagnostic report for initialization errors.

BIP8392

Authentication Protocol Type not recognized: <insert_1>.

Severity

10 : Warning

Explanation

The User Name Server component of WebSphere Message Broker is attempting to initialize support for authentication, but does not recognize the specified authentication type. Authentication support is disabled.

Response

Check that a valid authentication protocol type string was specified in the configuration command that created the User Name Server. Processing continues, but authentication support is disabled.

BIP8393

Authentication support is disabled.

Severity

10 : Warning

Explanation

A component of WebSphere Message Broker is attempting to initialize support for authentication but authentication services have been disabled.

Response

Check preceding system log entries for related errors. Check that a valid authentication protocol type string was specified in the configuration command that created the User Name Server. Check the authentication service's diagnostic report for initialization errors.

BIP8394

Error in initializing Data Source for Authentication Service.

Severity

10 : Warning

Explanation

The User Name Server component of WebSphere Message Broker is attempting to initialize support for authentication, but has encountered a problem in initializing its data source. Authentication support is disabled.

Response

Check that a valid file was specified for the data source in the configuration command that created the User Name Server (the AuthProtocolDataSource parameter). The User Name Server might not have successfully read the file. To check for errors, enable service trace and restart the User Name Server. When service trace is enabled, the User Name Server produces a log file named auth<pid>.out (where pid is a process id) in the product log directory. The log file records any errors encountered in reading the data source. Processing continues, but authentication support is disabled.

BIP8401

Message associated with internal message number <insert_1> was not found: data supplied <insert_2>

Severity

20 : Error

Explanation

An internal message number was used for which no associated message text could be found.

Response

This is an internal error. Contact your IBM support center.

BIP8403

MAX_CLIENT_READ_THREADS was < 0, it must be >= 0.

Severity

20 : Error

Explanation

A configuration request was received which specified an invalid value.

Response

Respecify the MAX_CLIENT_READ_THREADS value to be greater or equal to 0 and restart the broker. Note that MAX_CLIENT_READ_THREADS is 0 by default and should not be specified as non-zero in normal operation. mqsichangeproperties BrokerName -e ExecutionGroupLabel -o DynamicSubscriptionEngine -n maxClientReadThreads -v value

BIP8404

PING_TIMEOUT_MULTIPLE was <= 0, it must be > 0.

Severity

20 : Error

Explanation

A configuration request was received which specified an invalid value.

Response

Respecify the PING_TIMEOUT_MULTIPLE value to be greater than 0 and restart the broker. Note that PING_TIMEOUT_MULTIPLE=3 is the default and usually does not require overriding. To change the value, use the following mqsichangeproperties BrokerName -e ExecutionGroupLabel -o DynamicSubscriptionEngine -n pingTimeoutMultiple -v value

BIP8405

PING_MIN was ≤ 0 , it must be > 0 .

Severity

20 : Error

Explanation

A configuration request was received which specified an invalid value.

Response

Respecify the PING_MIN value to be greater than 0 and restart the broker. Note that PING_MIN is 100 by default and usually does not require overriding. `mqsichangeproperties BrokerName -e ExecutionGroupLabel -o DynamicSubscriptionEngine -n pingMin -v value`

BIP8406

EXPECTED_MESSAGE_SIZE was ≤ 0 , it must be > 0 .

Severity

20 : Error

Explanation

A configuration request was received which specified an invalid value.

Response

Respecify the EXPECTED_MESSAGE_SIZE value to be greater than 0 and restart the broker. Note that EXPECTED_MESSAGE_SIZE=200 by default. While setting this value to something more like the true expected size can improve performance slightly, this parameter does not affect correctness, and the default is normally satisfactory. `mqsichangeproperties BrokerName -e ExecutionGroupLabel -o DynamicSubscriptionEngine -n expectedMessageSize -v value`

BIP8407

MAX_MESSAGE_SIZE was ≤ 0 , it must be > 0 .

Severity

20 : Error

Explanation

A configuration request was received which specified an invalid value. The MAX_MESSAGE_SIZE value is used for the Real Time transport to declare the maximum size for messages to be delivered to client applications

Response

Modify the configuration request to specify a valid value for the attribute, and retry the request. This can be set by using : `mqsichangeproperties BrokerName -e ExecutionGroupLabel -o DynamicSubscriptionEngine -n maxMessageSize -v value` A broker restart is required to activate the change.

BIP8408

MESSAGE_SIZE_EXTRA_ALLOWANCE was < 0 , it must be ≥ 0 .

Severity

20 : Error

Explanation

A configuration request was received which specified an invalid value. The MESSAGE_SIZE_EXTRA_ALLOWANCE value is used for the Real Time transport to declare the extra

allowance size for messages to be delivered to client applications

Response

Modify the configuration request to specify a valid value for the attribute, and retry the request. This can be set by using : mqsichangeproperties BrokerName -e ExecutionGroupLabel -o DynamicSubscriptionEngine -n messageSizeExtraAllowance -v value A broker restart is required to activate the changes.

BIP8410

An exception occurred while attempting to specify a "strong" crypto library for use by MinCrypto. MinCrypto will default to the standard exportable library instead. The exception is <insert_1>.

Severity

10 : Warning

Explanation

A security error has occurred. The error is described in the message.

Response

This is an internal error and you should contact your IBM support center.

BIP8411

An attempt to specify the default "exportable" crypto library in MinCrypto failed with an exception. The exception is <insert_1>.

Severity

20 : Error

Explanation

A security error has occurred. The error is described in the message.

Response

This is an internal error and you should contact your IBM support center.

BIP8412

A failure has occurred when attempting to log an event. The type of event is <insert_1>, the severity of the event is <insert_2>, and the exception is <insert_3>.

Severity

10 : Warning

Explanation

An event recording error has occurred. The error is described in the message.

Response

This is an internal error and you should contact your IBM support center.

BIP8413

The broker received an invalid or unexpected control message. The type of the message is <insert_1>.

Severity

10 : Warning

Explanation

An unexpected error occurred. The error is described in the error message.

Response

This is an internal error and you should contact your IBM support center.

BIP8414

Authentication on a broker-broker connection failed. This is non-fatal but must be repaired in order to allow multibroker routing. The name of the attempted broker-broker connection is <insert_1>, and the InauthenticBrokerException that was caught is <insert_2>.

Severity

10 : Warning

Explanation

A security error has occurred. The error is described in the message.

Response

Correct the error and retry the operation.

BIP8415

Authentication on a broker-broker connection timed out after too many unsuccessful attempts. This is non-fatal but must be repaired in order to allow multibroker routing. The name of the attempted broker-broker connection is <insert_1>.

Severity

10 : Warning

Explanation

A security error has occurred. The error is described in the message.

Response

Correct the error and retry the operation.

BIP8416

The broker caught an exception while attempting to update its broker-broker connection status using a local SemaphoreClient. The attempted update is <insert_1> and the exception is <insert_2>.

Severity

10 : Warning

Explanation

An unexpected error occurred. The error is described in the error message.

Response

This is an internal error and you should contact your IBM support center.

BIP8417

A VMX message received on a broker-broker connection had a bad MDT. The associated connection will be closed. The MsgDistException which triggered the event is <insert_1>, and the name of the broker-broker connection is <insert_2>.

Severity

10 : Warning

Explanation

An unexpected error occurred. The error is described in the error message.

Response

This is an internal error and you should contact your IBM support center.

BIP8418

An error was encountered while parsing the BROKERS_THRU SOCKS parameter. This is non-fatal but will disable any socksified broker-broker connections. The caught exception is <insert_1>.

Severity

10 : Warning

Explanation

An unexpected error occurred. The error is described in the error message.

Response

This is an internal error and you should contact your IBM support center.

BIP8419

An error occurred while attempting to instantiate the non-blocking IO library. The regular blocking IO library will be used instead. The exception is <insert_1>.

Severity

10 : Warning

Explanation

An unexpected error occurred. The error is described in the error message.

Response

This is an internal error and you should contact your IBM support center.

BIP8420

A request was made to add an initial state processor to a topic which was already assigned a processor. The requested processor is ignored. The full name of the requested topic is <insert_1>.

Severity

10 : Warning

Explanation

An unexpected error occurred. The error is described in the error message.

Response

This is an internal error; contact your IBM support center.

BIP8421

A SecurityGeneralException was encountered while processing a message received on a connection. The caught exception is <insert_1>.

Severity

10 : Warning

Explanation

An unexpected error occurred. The error is described in the error message.

Response

This is an internal error and you should contact your IBM support center.

BIP8422

A client attempted to publish on a topic for which it was not authorized. The message was dropped. The client connection is <insert_1>, and the topic is <insert_2>.

Severity

10 : Warning

Explanation

A security error has occurred. The error is described in the message.

Response

Correct the error and retry the operation.

BIP8423

A client connection failed on authentication and will be disconnected. The hostname and port of the failed connection is <insert_1>.

Severity

10 : Warning

Explanation

A security error has occurred. The error is described in the message.

Response

Correct the error and retry the operation.

BIP8424

A client connection was closed because it failed to finish authentication within a preset time limit. The hostname and port of the failed connection is <insert_1>.

Severity

10 : Warning

Explanation

A security error has occurred. The error is described in the message.

Response

Correct the error and retry the operation by attempting to reconnect the client

BIP8425

The broker configuration of MAX_BROKER_QUEUE_SIZE is between 0 and 500 bytes. This size is rather small and might cause many broker to broker messages to be discarded. The value of MAX_BROKER_QUEUE_SIZE is <insert_1>.

Severity

10 : Warning

Explanation

A configuration request was received which specified an unexpected value.

Response

Modify the configuration request to specify a valid value for the object, and retry the request. The MAX_BROKER_QUEUE_SIZE is used for queuing Real-time transport broker to broker messages.
mqscchangeproperties BrokerName -e ExecutionGroupLabel -o DynamicSubscriptionEngine -n maxBrokerQueueSize -v value

BIP8426

The broker configuration of MAX_CLIENT_QUEUE_SIZE is between 0 and 500 bytes. This is rather small and may cause many client-broker messages to be discarded. The value of MAX_CLIENT_QUEUE_SIZE is <insert_1>.

Severity

10 : Warning

Explanation

A configuration request was received which specified an invalid value.

Response

Modify the configuration request to specify a valid value for the attribute, and retry the request. This can be done using mqschangeproperties: mqschangeproperties BrokerName -e ExecutionGroupLabel -o DynamicSubscriptionEngine -n maxClientQueueSize -v value A broker restart is required to activate the change

BIP8427

ENABLE_SOCKS is true but BROKERS_THRU_SOCKS is zero-length. Processing will continue but no broker-broker connections will be socksified. This may not be the intended behavior.

Severity

10 : Warning

Explanation

A configuration request was received which specified an invalid value.

Response

Modify the configuration request to specify a valid value for the attribute, and retry the request. mqschangeproperties BrokerName -e ExecutionGroupLabel -o DynamicSubscriptionEngine -n enableThruSocks -v value

BIP8428

ENABLE_SOCKS is true but SOCKS_HOST is zero-length. Processing will continue but no broker-broker connections will be socksified. This may not be the intended behavior.

Severity

10 : Warning

Explanation

A configuration request was received which specified an invalid value.

Response

Modify the configuration request to specify a valid value for the attribute, and retry the request. mqschangeproperties BrokerName -e ExecutionGroupLabel -o DynamicSubscriptionEngine -n socksHost -v value

BIP8429

An exception was caught in the run loop of the StatsEPIImpl thread. Processing continues. The exception is <insert_1>.

Severity

10 : Warning

Explanation

An unexpected error occurred. The error is described in the error message.

Response

This is an internal error and you should contact your IBM support center.

BIP8430

An exception occurred while closing the segment reader portion of a non-blocking threaded socket segment. The exception is <insert_1>.

Severity

10 : Warning

Explanation

An unexpected error occurred. The error is described in the error message.

Response

This is an internal error and you should contact your IBM support center.

BIP8431

An exception occurred while closing the segment writer portion of a non-blocking threaded socket segment. The exception is <insert_1>.

Severity

10 : Warning

Explanation

An unexpected error occurred. The error is described in the error message.

Response

This is an internal error and you should contact your IBM support center.

BIP8432

An exception occurred while deregistering the client associated with a non-blocking threaded socket segment. The exception is <insert_1>.

Severity

10 : Warning

Explanation

An unexpected error occurred. The error is described in the error message.

Response

This is an internal error and you should contact your IBM support center.

BIP8433

An exception occurred while closing the socket associated with a non-blocking threaded socket segment. The exception is <insert_1>.

Severity

10 : Warning

Explanation

An unexpected error occurred. The error is described in the error message.

Response

This is an internal error and you should contact your IBM support center.

BIP8437

A broker connection on socket <insert_1> established with name <insert_2> received a topology message from broker <insert_3>.

Severity

10 : Warning

Explanation

An unexpected error occurred. The error is described in the error message.

Response

This is an internal error and you should contact your IBM support center.

BIP8438

An attempt to establish a broker connection on socket <insert_1> failed with exception <insert_2>.

Severity

10 : Warning

Explanation

An unexpected error occurred. The error may be caused by an application attempting to use the port that has been configured for broker connections.

Response

Investigate whether an application is incorrectly using the socket that has been configured for broker connections.

BIP8439

An alpha services reload was requested but the wrong directory is in use.

Severity

10 : Warning

Explanation

An unexpected error occurred. The error is described in the error message.

Response

This is an internal error and you should contact your IBM support center.

BIP8440

An error occurred during locking. The exception is <insert_1>.

Severity

10 : Warning

Explanation

An unexpected error occurred. The error is described in the error message.

Response

This is an internal error and you should contact your IBM support center.

BIP8441

An exception occurred during reset after a lock error. The exception is <insert_1>.

Severity

10 : Warning

Explanation

An unexpected error occurred. The error is described in the error message.

Response

This is an internal error and you should contact your IBM support center.

BIP8442

A service failure was reported to BrokerControl. The service reference is <insert_1>, the reason for the failure is <insert_2>, and the exception is <insert_3>.

Severity

10 : Warning

Explanation

An unexpected error occurred. The error is described in the error message.

Response

This is an internal error and you should contact your IBM support center.

BIP8443

The LogRecorder generated an exception while recording a log entry. The log mask is <insert_1> and the exception is <insert_2>.

Severity

10 : Warning

Explanation

An unexpected error occurred. The error is described in the error message.

Response

This is an internal error and you should contact your IBM support center.

BIP8444

An exception was caught while changing the state of an internal ControlHandler. Processing continues. The exception is <insert_1>.

Severity

10 : Warning

Explanation

An unexpected error occurred. The error is described in the error message.

Response

This is an internal error and you should contact your IBM support center.

BIP8445

An exception was caught at the end of the scheduling loop of StatsEPIImpl. As a result, the statistics entry point is now disabled. Processing continues, but statistics are no longer be available from this broker. The exception is <insert_1>.

Severity

20 : Error

Explanation

An unexpected error occurred. The error is described in the error message.

Response

This is an internal error and you should contact your IBM support center.

BIP8446

Message queue exceeded limit. Discarded <insert_1> bytes in <insert_2> messages.

Severity

10 : Warning

Explanation

The message queue exceeded its configured limit for the Real Time transport.

Response

Consider increasing the value of MAX_CLIENT_QUEUE_SIZE and MAX_BROKER_QUEUE_SIZE. These can be set using mqsichangeproperties BrokerName -e ExecutionGroupLabel -o DynamicSubscriptionEngine -n maxClientQueueSize -v value or mqsichangeproperties BrokerName -e ExecutionGroupLabel -o DynamicSubscriptionEngine -n maxBrokerQueueSize -v value MAX_CLIENT_QUEUE_SIZE is used for Broker to Client messages. MAX_BROKER_QUEUE_SIZE is used for Broker to Broker messages.

BIP8447

Client <<insert_1>> tried to publish a <insert_2> byte message, exceeding the limit <insert_3>.

Severity

10 : Warning

Explanation

A client connection was closed (culled) because it tried to publish a message that exceeded the configured limit, MAX_MESSAGE_SIZE. A string giving the hostname and port of the failed connection is included as the first parameter of this event. The size of the message is the second parameter. And the configured maximum is the third parameter.

Response

If the failing client was publishing a message within the expected size range, consider increasing the value of the MAX_MESSAGE_SIZE This can be set using : mqsichangeproperties BrokerName -e ExecutionGroupLabel -o DynamicSubscriptionEngine -n maxMessageSize -v value A broker restart is required to activate the change parameter.

BIP8448

A broker-broker connection with <insert_1> has been disconnected due to failure to respond to a ping

Severity

10 : Warning

Explanation

A connection did not respond to pings to it is about to be reaped. A string representing the host and port of the remote broker is the sole parameter of this event.

Response

This message is for information only, to indicate disconnection of a broker due to its inactivity. Reconnection will be attempted automatically.

BIP8449

A broker-broker connection with <insert_1> has been disconnected due to Exception <insert_2>.

Severity

10 : Warning

Explanation

An exception occurred while processing messages on a broker-broker connection. The exception may have occurred either due to a message processing error or a dropped connection.

Response

This message is for information only, to indicate disconnection of a broker due to an exception. Reconnection will be attempted automatically.

BIP8450

Server-to-server authentication failed because id of other broker <insert_1> was not in the server principals directory.

Severity

10 : Warning

Explanation

The would-be partner broker authenticated with an id that was not known to this broker.

Response

Ensure that the id <insert_1> is known to the broker

BIP8451

Client-to-server authentication failed because id of the client <insert_1> was not in the client principals directory.

Severity

20 : Error

Explanation

The would-be client authenticated with an id that was not known to this broker.

Response

Ensure that the client <insert_1> is known to the broker

BIP8452

<insert_1> is not allowed in BROKER_AUTH_PROTOCOLS.

Severity

20 : Error

Explanation

We don't allow the use of protocol <insert_1> for broker to broker authentication.

Response

This is an internal error and you should contact your IBM support center.

BIP8453

Broker-Broker connection on socket <insert_1> with broker <insert_2> has been established

Severity

0 : Information

Explanation

Broker-Broker connection on socket <insert_1> with broker <insert_2> has been established and authenticated with id=<insert_2> and protocol=<insert_3>.

Response

This message is for information only

BIP8454

The authentication timeout thread for an instance of Security caught an exception

Severity

20 : Error

Explanation

The authentication timeout thread for an instance of Security caught the exception <insert_1>1

Response

This is a warning message, client authentication may be affected.

BIP8460

Could not create internal non-blocking socket on the loopback address 127.0.0.1. Using the address of the adapter associated with the host name of the machine.

Severity

0 : Information

Explanation

An exception occurred while creating an internal communication socket bound to the loopback address 127.0.0.1. The operation will be retried using the address of the adapter bound to the hostname of the computer.

Response

This message is for information only.

BIP8461

Broker <insert_1> has an incorrectly configured Broker Topology: <insert_2> with <insert_3> neighbors: <insert_4>.

Severity

10 : Warning

Explanation

A Broker Topology has been incorrectly configured.

Response

Correct the topology configuration using either the Message Brokers Toolkit or the Config Manager Proxy.

BIP8462

Disthub caught a fatal exception [<insert_1>].

Severity

30 : Severe error

Explanation

A fatal exception occurred within the Broker <insert_1>. The behavior of the Broker is now undefined and further use will produce unpredictable results

Response

Restart the broker, if the problem persists you should contact your IBM support center

BIP8463

Broker <insert_1> detected a cycle in its own topology configuration.

Severity

20 : Error

Explanation

The broker found a cycle in the topology. This will result in publications looping around brokers in the topology.

Response

Correct and redeploy the topology in the Message Brokers Toolkit, or programmatically using the Config Manager Proxy.

BIP8464

Error while trying to open Interbroker Port <insert_1>.

Severity

20 : Error

Explanation

While trying to open port <insert_1> for Real-time Communications from a Neighbor, a java.net.BindException occurred.

Response

This normally occurs because another application is holding the socket open. If required, change the InterbrokerPort Broker property in the Message Brokers Toolkit to a port that isn't in use. This can also be done programmatically using the Config Manager Proxy.

BIP8465

A connection from client at <insert_1> has been disconnected due to inactivity.

Severity

10 : Warning

Explanation

A connection did not respond to pings so it is about to be reaped. A string representing the host and port of the reaped connection is the sole parameter of this event.

Response

This message is for information only, to indicate disconnection of a client due to its inactivity.

BIP8601

This program requires VGA or better resolution.

Severity

20 : Error

Explanation

The installation of this product requires that you use a display with at least VGA resolution.

Response

Check your display/display settings.

BIP8602

Setup requires Windows NT Server 4.0/SP5 or later.

Severity

20 : Error

Explanation

The installation of this product requires that your system level is Windows NT Server 4.0/SP5 or later.

Response

Upgrade your NT system.

BIP8603

WebSphere Message Broker install or uninstall is already running.

Severity

20 : Error

Explanation

The install has detected a conflicting install/uninstall process running on your machine.

Response

Exit this instance of the install/uninstall and terminate the conflicting process.

BIP8604

The system has detected that you do not have administrator equivalent rights. You must log on as an administrator and run setup again.

Severity

20 : Error

Explanation

To install WebSphere Message Broker you need administrator authority.

Response

Terminate the installation, log off, log on as an administrator, and retry.

BIP8606

Before setup can display help, this computer's help system needs upgrading to HTML Help 1.3. Would you like to upgrade now? You might need to restart the computer.

Severity

10 : Warning

Explanation

Help for install and uninstall requires that HTML Help 1.3 to be installed.

Response

If you want to see the install/uninstall help then you can allow WebSphere Message Broker to upgrade your system. Note that in order to activate this help you might need to terminate this install, reboot and then start install again.

BIP8610

Help cannot be displayed as Internet Explorer level is less than 4.01.

Severity

10 : Warning

Explanation

The install or uninstall cannot display help unless IE 4.01 or later is installed on your machine.

Response

If you wish to see the help for install/uninstall then you must exit this instance of the installation or uninstallation and upgrade your system.

BIP8611

Uninstall cannot continue, administrator authority is required.

Severity

20 : Error

Explanation

You require administrator authority to uninstall WebSphere Message Broker.

Response

Access the machine with the same user authority that the product was installed with.

BIP8612

Select at least one component to proceed.

Severity

0 : Information

Explanation

You need to select at least one component for installation/uninstallation.

Response

Select one or more components to proceed.

BIP8613

WebSphere Message Broker setup or uninstallation is already running.

Severity

10 : Warning

Explanation

WebSphere Message Broker uninstall has detected that there is an instance of install or uninstall already running.

Response

Terminate this uninstall instance and restart (if necessary) when the already running install or uninstall has finished.

BIP8614

One or more problems occurred during uninstallation. Review <insert_1> for details.

Severity

10 : Warning

Explanation

One (or more) problems were encountered during uninstallation of the product. You may have seen a previous message(s) indicating the nature of the problem. The install/uninstall log <insert_1> may contain additional information on the nature of the problem.

Response

Review the install/uninstall log <insert_1> to aid resolution of the problem. If the problem persists, contact your IBM support center.

BIP8615

Problem encountered stopping broker <insert_1>. Return from wmqpsstop was <insert_2>.

Severity

10 : Warning

Explanation

The uninstall process attempted to stop a broker named <insert_1> using wmqpsstop but encountered an error. The return code from this command was <insert_2>.

Response

Choose Retry to run the command again; this is the suggested action. If you choose Abort or Cancel the uninstall process ends. Before relaunching the uninstall process try to stop the broker identified manually. If Ignore is available, and you choose this option, the uninstall process continues, but it is possible that the problem with wmqpsstop might cause additional errors to appear when the uninstall process attempts to delete the broker. Additional help is available using the Help button.

BIP8616

Unable to delete broker <insert_1>. Return Code from wmqpsdeletebroker was <insert_2>. Abort, Retry, or Ignore?

Severity

10 : Warning

Explanation

The uninstall process attempted to delete a broker (<insert_1>) but encountered an error. The return code from wmqpsdeletebroker was <insert_2>.

Response

Choose Retry to run the command again. If you choose Abort or Cancel the uninstall process ends. Before relaunching the uninstall process try to delete the broker identified manually. If Ignore is available, and you choose this option, the uninstall process continues, but it is possible that you will encounter additional errors later. Additional help is available using the Help button.

BIP8617

Unable to stop Configuration Manager. Return Code from wmqpsstop was <insert_1>.

Severity

10 : Warning

Explanation

The uninstall process attempted to stop the Configuration Manager using wmqpsstop but encountered a problem. The return code from wmqpsstop was <insert_1>.

Response

Choose Retry to run the command again. If you choose Abort or Cancel the uninstall process ends. Before relaunching the uninstall process try to stop the Configuration Manager manually. If Ignore is available, and you choose this option, the uninstall process continues, but it is possible that the problem with wmqpsstop might cause additional errors to appear when the uninstall process attempts to delete the Configuration Manager. Additional help is available using the Help button.

BIP8618

Unable to delete configuration manager. Return Code from wmqpsdeleteconfigmgr was <insert_1>.

Severity

10 : Warning

Explanation

The uninstall process attempted to delete the Configuration Manager but encountered an error. The return code from wmqpsdeleteconfigmgr was <insert_1>.

Response

Choose Retry to run the command again. If you choose Abort the uninstall process ends. Before relaunching the uninstall process try to delete the Configuration Manager manually. If Ignore is available, and you choose this option, the uninstall process continues, but it is possible that you will encounter additional problems later. Additional help is available using the Help button.

BIP8619

Unable to stop User Name Server. Return Code from wmqpsstop was <insert_1>. See message

Severity

10 : Warning

Explanation

The uninstall process attempted to stop the User Name Server using wmqpsstop but encountered a problem. The return code from wmqpsstop was <insert_1>.

Response

Choose Retry to run the command again. If you choose Abort or Cancel the uninstall process ends. Before relaunching the uninstall process try to stop the User Name Server manually. If Ignore is available, and you choose this option, the uninstall process continues, but it is possible that the problem with wmqpsstop might cause additional errors to appear when the uninstall process attempts to delete the User Name Server. Additional help is available using the Help button.

BIP8620

Unable to delete User Name Server. Return Code from wmqpsdeleteusernameserver was <insert_1>.

Severity

10 : Warning

Explanation

The uninstall process attempted to delete the User Name Server but encountered an error. The return code from wmqpsdeleteusernameserver was <insert_1>.

Response

Choose Retry to run the command again. If you choose Abort or Cancel the uninstall process ends. Before relaunching the uninstall process try to delete the User Name Server manually. If Ignore is available, and you choose this option, the uninstall process continues, but it is possible that you will encounter additional errors later. Additional help is available using the Help button.

BIP8621

Install of <insert_1> has started

Severity

0 : Information

Explanation

The install of product <insert_1> has started. The end of the install will be signaled by BIP8622.

Response

No user action required

BIP8622

Install of <insert_1> has finished successfully

Severity

0 : Information

Explanation

Install of product <insert_1> has finished without any errors.

Response

No user action required

BIP8623

Uninstall of <insert_1> has started

Severity

0 : Information

Explanation

The uninstall of product <insert_1> has started. The end of the uninstall will be signaled by BIP8624.

Response

No user action required

BIP8624

Uninstall of <insert_1> has finished successfully

Severity

0 : Information

Explanation

Uninstall of product <insert_1> has finished without any errors.

Response

No user action required

BIP8640

symlink returned EACCES when attempting to create a symbolic link with target <insert_1> and link name <insert_2>.

Severity

30 : Severe error

Explanation

Write access to the directory containing <insert_2> is denied, or one of the directories in the path prefix of <insert_2> did not allow search permission.

BIP8641

symlink returned EEXIST when attempting to create a symbolic link with target <insert_1> and link name <insert_2>.

Severity

30 : Severe error

Explanation

<insert_2> already exists.

BIP8642

symlink returned EFAULT when attempting to create a symbolic link with target <insert_1> and link name <insert_2>.

Severity

30 : Severe error

Explanation

This is an internal error, please contact your IBM support center.

BIP8643

symlink returned EIO when attempting to create a symbolic link with target <insert_1> and link name <insert_2>.

Severity

30 : Severe error

Explanation

An I/O error has occurred. Check the state of the file systems and retry the command. If the problem persists, contact your IBM support center.

BIP8644

symlink returned ELOOP when attempting to create a symbolic link with target <insert_1> and link name <insert_2>.

Severity

30 : Severe error

Explanation

Too many symbolic links were encountered in resolving <insert_2>.

BIP8645

symlink returned ENAMETOOLONG when attempting to create a symbolic link with target <insert_1> and link name <insert_2>.

Severity

30 : Severe error

Explanation

<insert_1> or <insert_2> was too long for the file system to handle.

BIP8646

symlink returned ENOENT when attempting to create a symbolic link with target <insert_1> and link name <insert_2>.

Severity

30 : Severe error

Explanation

A directory component in <insert_2> does not exist or is a dangling symbolic link, or <insert_1> is the empty string.

BIP8647

symlink returned ENOMEM when attempting to create a symbolic link with target <insert_1> and link name <insert_2>.

Severity

30 : Severe error

Explanation

Insufficient kernel memory was available.

BIP8648

File rename operation returned ENOSPC when attempting to create a symbolic link with target <insert_1> and link name <insert_2>.

Severity

30 : Severe error

Explanation

The device containing <insert_2> path prefix has no room for the <insert_2> directory entry.

BIP8649

symlink returned ENOTDIR when attempting to create a symbolic link with target <insert_1> and link name <insert_2>.

Severity

30 : Severe error

Explanation

A component used as a directory in <insert_2> is not, in fact, a directory.

BIP8650

symlink returned EPERM when attempting to create a symbolic link with target <insert_1> and link name <insert_2>.

Severity

30 : Severe error

Explanation

The file system containing <insert_2> does not support the creation of symbolic links.

BIP8651

symlink returned EROFS when attempting to create a symbolic link with target <insert_1> and link name <insert_2>.

Severity

30 : Severe error

Explanation

<insert_2> is on a read-only file system.

BIP8652

symlink operation failed when attempting to create a symbolic link with target <insert_1> and link name <insert_2>.

Severity

30 : Severe error

Explanation

The operation failed for an unknown reason, please attempt to create the symbolic manually and resolve the errors before re-running the command.

BIP8653

Creating a symbolic link with target <insert_1> and link name <insert_2>

Severity

0 : Information

BIP8654

Moving file system artifacts from <insert_1> to <insert_2>.

Severity

0 : Information

BIP8655

Removing <insert_1>.

Severity

0 : Information

BIP8656

Cannot remove non-empty directory <insert_1> due to unhandled file <insert_2>

Severity

10 : Warning

BIP8657

Creating directory <insert_1>

Severity

0 : Information

BIP8658

Unable to determine necessary information for migrating broker <insert_1>, does it really exist?

Severity

20 : Error

BIP8659

Could not determine the Data Source Name for broker <insert_1>, could be wrong version or -1 option missing with -c option.

Severity

20 : Error

BIP8660

Could not determine the Queue Manager for broker <insert_1>, could be wrong version or -1 option missing with -c option.

Severity

20 : Error

BIP8661

Detected source version <insert_1>.<insert_2>.<insert_3>.<insert_4>4

Severity

0 : Information

BIP8662

Detected target version <insert_1>.<insert_2>.<insert_3>.<insert_4>4

Severity

0 : Information

BIP8663

Creating temporary new tables

Severity

0 : Information

BIP8664

Migrating from existing tables to temporary new tables

Severity

0 : Information

BIP8665

Dropping existing tables

Severity

0 : Information

BIP8666

Creating new tables

Severity

0 : Information

BIP8667

Copying all rows from temporary new tables to new tables

Severity

0 : Information

BIP8668

Dropping temporary new tables

Severity

0 : Information

BIP8669

Database migration successful

Severity

0 : Information

BIP8670

Database migration started

Severity

0 : Information

BIP8671

Database migration failed

Severity

20 : Error

BIP8672

Rolling back database changes

Severity

10 : Warning

BIP8673

Migration of broker <insert_1> from version <insert_2>.<insert_3>.<insert_4>.<insert_5> to version <insert_6>.<insert_7>.<insert_8>.<insert_9> failed, see previous messages for reasons.

Severity

20 : Error

BIP8674

Configuration Manager <insert_1> (Version <insert_2>.<insert_3>) specified for migration.

Severity

0 : Information

BIP8675

UserNameServer <insert_1> (Version <insert_2>.<insert_3>) specified for migration.

Severity

0 : Information

BIP8676

Component <insert_1> is of a type which cannot be migrated. Only Brokers, Configuration Managers and UserNameServers may be migrated.

Severity

30 : Severe error

BIP8677

Component <insert_1> was specified with a source version of <insert_2>.<insert_3>.<insert_4>.<insert_5>, whilst version <insert_6>.<insert_7>.<insert_8>.<insert_9> was detected.

Severity

10 : Warning

BIP8678

Component <insert_1> is sharing a database schema with component <insert_2>.

Severity

10 : Warning

Response

Migrate one component first and then migrate just the registry (using the '-1' flag) and MQ (using the '-2' flag) components of the others.

BIP8679

Found a 64 bit execution group: <insert_1>. Brokers with 64 bit execution groups cannot be migrated to versions prior to 6.

Severity

10 : Warning

BIP8680

Pre-migration check succeeded.

Severity

0 : Information

BIP8681

Pre-migration check failed.

Severity

10 : Warning

BIP8682

Unable to open root registry key <insert_1> for query.

Severity

10 : Warning

BIP8683

Unable to query values under key <insert_1>.

Severity

10 : Warning

BIP8684

Rolling back WebSphere MQ changes

Severity

10 : Warning

BIP8685

Rolling back Registry changes

Severity

10 : Warning

BIP8686

Finished Rolling back WebSphere MQ changes

Severity

10 : Warning

BIP8687

Finished Rolling back Registry changes

Severity

10 : Warning

BIP8688

Following migration, Message Set <insert_1>(<insert_2>) must be redeployed to Execution Group <insert_3>(<insert_4>).

Severity

10 : Warning

BIP8689

The source and target version are compatible, no migration is necessary.

Severity

0 : Information

BIP8690

The registry information for the broker <insert_1> could not be retrieved from the location specified in the environment variable \$MQSI_REGISTRY. The environment variable \$MQSI_REGISTRY is set to <insert_2>.

Severity

20 : Error

Explanation

\$MQSI_REGISTRY is used to locate the directory that contains the definitions files for the broker.

Response

Update the variable to point to the correct location.

BIP8700

Post-migration check started.

Severity

0 : Information

Explanation

The migration utility is checking the component configuration to ensure that migration was successful.

Response

None.

BIP8701

Post-migration check succeeded.

Severity

0 : Information

Explanation

The migration utility did not find any configuration errors for the component.

Response

None.

BIP8702

The post-migration check failed. See previous messages for possible causes.

Severity

10 : Warning

Explanation

Configuration errors for the component were found, signifying that the component configuration is not correct. The previous messages provide details of the errors.

Response

Examine the previous messages to determine the cause of the failure. If you are migrating, you might need to undo the migration by using the different options of the `mqsimigratecomponents` command. If you are creating a broker, check that the persistent store of the broker does not contain tables from a different broker version.

BIP8703

Column `<insert_1>` is missing from database table `<insert_2>`

Severity

30 : Severe error

Explanation

Table `<insert_2>` must have the correct set of columns for this component to function correctly, and column `<insert_1>` is missing. This could be because a migration step has not been performed, or because the table itself has become damaged.

Response

If this broker is being started after a migration, ensure all migration steps have completed successfully. If this broker is newly created, and the database tables were created manually by a database administrator, ensure all columns specified are correct.

BIP8704

Column `<insert_1>` should not be present in database table `<insert_2>`

Severity

30 : Severe error

Explanation

Table `<insert_2>` must have the correct set of columns for this component to function correctly, and an extra column `<insert_1>` is present. This could be because a migration step has not been performed, or because the table itself has become damaged.

Response

If this broker is being started after a migration, ensure all migration steps have completed successfully. If this broker is newly created, and the database tables were created manually by a database administrator, ensure all columns specified are correct.

BIP8705

WebSphere MQ queue `<insert_1>` is missing.

Severity

30 : Severe error

Explanation

The WebSphere MQ queue manager must have the correct set of queues for this component to function correctly, and queue <insert_1> is missing. This could be because a migration step has not been performed, or because the queue manager itself has become damaged.

Response

If this broker is being started after a migration, ensure all migration steps have completed successfully. If this broker is newly created, and the WebSphere MQ queues were created manually by a WebSphere MQ administrator, ensure all queues specified are correct.

BIP8706

WebSphere MQ queue <insert_1> exists, but is not accessible; reason code <insert_2>.

Severity

20 : Error

Explanation

The WebSphere MQ queue manager must have the correct set of queues for this component to function correctly, and queue <insert_1> is not accessible. This could be because the permissions have been changed, or because the queue manager itself has become damaged.

Response

If this broker is being started after a migration, ensure all migration steps have completed successfully. If this broker is newly created, and the WebSphere MQ queues were created manually by a WebSphere MQ administrator, ensure all queues specified are correct, and the correct permissions. Examine the reason code, and correct any faults that might lead to this code.

BIP8750

Starting registry migration for component <insert_1>.

Severity

0 : Information

Explanation

Registry data is being migrated for component <insert_1>.

Response

None.

BIP8751

Created top-level 'CurrentVersion' key.

Severity

0 : Information

Explanation

As part of the registry migration, the 'CurrentVersion' key has been created.

Response

None.

BIP8752

Created <insert_1> subkey

Severity

0 : Information

Explanation

As part of the registry migration, the <insert_1> key has been created.

Response

None.

BIP8753

Created value named <insert_1>; value data is <insert_2>

Severity

0 : Information

Explanation

As part of the registry migration, the <insert_1> value has been created and set to <insert_2>

Response

None.

BIP8754

Moving registry data into 'CurrentVersion'

Severity

0 : Information

Explanation

As part of the registry migration, the legacy data is being moved into the new location.

Response

None.

BIP8755

Copied value <insert_1> into the new location

Severity

0 : Information

Explanation

As part of the registry migration, the legacy data element <insert_1> is being copied into the new location.

Response

None.

BIP8756

Finished moving registry data into 'CurrentVersion'

Severity

0 : Information

Explanation

The registry portion of the migration process has completed.

Response

None.

BIP8757

Error moving registry value <insert_1>: <insert_2>.

Severity

20 : Error

Explanation

An error has occurred when moving registry value <insert_1>. The registry migration will now be reversed.

Response

None.

BIP8758

Reversing registry migration for component <insert_1>.

Severity

10 : Warning

Explanation

Registry data is being un-migrated for component <insert_1>.

Response

None.

BIP8759

Found registry subkey <insert_1> that is not valid in either source or target; left unchanged.

Severity

10 : Warning

Explanation

During migration, the command found a registry subkey <insert_1> that is not valid in either source or target version; this value will be left unchanged.

Response

None.

BIP8760

Found registry value <insert_1> that is not valid in either source or target; left unchanged.

Severity

10 : Warning

Explanation

During migration, the command found a registry value <insert_1> that is not valid in either source or target version; this value will be left unchanged.

Response

None.

BIP8761

Found registry value <insert_1> for DSN <insert_2> that is not valid in either source or target; left unchanged.

Severity

10 : Warning

Explanation

During migration, the command found a registry value <insert_1> in DSN-specific subkey <insert_2> that is not valid in either source or target version; this value will be left unchanged.

Response

None.

BIP8762

Copied registry value from <insert_1> to HTTP value <insert_2>; set to <insert_3>

Severity

0 : Information

Explanation

During migration, the command found a registry value <insert_1> whose name must be changed for the new version into <insert_2>. The value data is still <insert_3>.

Response

None.

BIP8763

Deleted value <insert_1> from the old location

Severity

0 : Information

Explanation

As part of the registry migration, the legacy data element <insert_1> is being copied into the new location.

Response

None.

BIP8764

Found registry subkey <insert_1> that is not valid in the source version; left unchanged.

Severity

10 : Warning

Explanation

During migration, the command found a registry subkey <insert_1> that is not valid in the source version; this value will be left unchanged.

Response

None.

BIP8765

Found registry value <insert_1> that is not valid in the source version; left unchanged.

Severity

10 : Warning

Explanation

During migration, the command found a registry value <insert_1> that is not valid in the source version; this value will be left unchanged.

Response

None.

BIP8766

Copied value <insert_1> for DSN <insert_2> into the new location

Severity

0 : Information

Explanation

As part of the registry migration, the legacy data element <insert_1> is being copied into the new location for DSN <insert_2>.

Response

None.

BIP8767

Found registry value <insert_1> that is not valid in the target version; not copied.

Severity

10 : Warning

Explanation

During migration, the command found a registry value <insert_1> that is not valid in the target version; this value will not be copied, though no functionality will be lost.

Response

None.

BIP8768

Finished registry migration for component <insert_1>.

Severity

0 : Information

Explanation

Registry data has been successfully migrated for component <insert_1>.

Response

None.

BIP8785

Starting WebSphere MQ queue migration for component <insert_1>.

Severity

0 : Information

Explanation

Queue data is being migrated for component <insert_1>.

Response

None.

BIP8786

Created WebSphere MQ queue <insert_1>

Severity

0 : Information

Explanation

As part of the WebSphere MQ queue migration, the queue <insert_1> has been created.

Response

None.

BIP8787

Cleared WebSphere MQ queue <insert_1>

Severity

0 : Information

Explanation

As part of the WebSphere MQ queue migration, the queue <insert_1> has been cleared of messages.

Response

None.

BIP8788

Deleted WebSphere MQ queue <insert_1>

Severity

0 : Information

Explanation

As part of the WebSphere MQ queue migration, the queue <insert_1> has been deleted.

Response

None.

BIP8789

Finished WebSphere MQ queue migration for component <insert_1>.

Severity

0 : Information

Explanation

Queue data has been successfully migrated for component <insert_1>.

Response

None.

BIP8790

Duplicate rows were detected in table <insert_1>. Migration cannot complete successfully.

Severity

30 : Severe error

Explanation

Duplicate rows were detected in table <insert_1>. The destination product requires unique indexes to be added to the table for correct operation, and duplicate rows prevent the index add from succeeding.

Response

Contact IBM service for more assistance; do not attempt to correct the problem.

BIP8791

Duplicate rows check started.

Severity

0 : Information

Explanation

The migration utility is checking the broker database for entries that could cause migration to fail.

Response

None.

BIP8792

Duplicate rows check passed.

Severity

0 : Information

Explanation

No duplicate rows were detected in the broker database.

Response

None.

BIP8793

Duplicate rows check failed.

Severity

30 : Severe error

Explanation

Duplicate rows were detected in the broker database. See previous errors for more information.

Response

Contact IBM service for more assistance; do not attempt to correct the problem.

BIP8794

Table <insert_1> has no duplicated rows.

Severity

0 : Information

Explanation

The destination product requires unique indexes to be added to the table for correct operation, and duplicate rows prevent the index add from succeeding.

Response

None.

BIP8795

A previously migrated Configuration Manager repository found at <insert_1>1

Severity

0 : Information

Explanation

A previously migrated repository will be used by the Configuration Manager being migrated. No previous configuration data from the DB2 database will be migrated to the Configuration Manager repository when starting the new Configuration Manager. If you want to fully migrate all existing configuration data from the DB2 database then you must delete the directory <insert_1> before starting the new Configuration Manager.

Response

None.

BIP8796

All configuration data from the DB2 database will be migrated to the new Configuration Manager repository when the Configuration Manager is first started.

Severity

0 : Information

Response

None.

BIP8797

Topic syntax check succeeded.

Severity

0 : Information

Explanation

No topic syntax errors were found in the broker database.

Response

None.

BIP8798

Topic syntax check failed; see previous messages for possible causes.

Severity

10 : Warning

Explanation

An invalid topic has been found in the Broker Database.

Response

Examine previous messages, and errors reported during migration steps, to determine the cause of the failure. The migration may need to be reversed, or completed manually.

BIP8799

Invalid topic syntax was detected in table <insert_1>. Topic is <insert_2>. This will prevent migration from succeeding.

Severity

20 : Error

Explanation

Invalid topic syntax was detected in table <insert_1>. Topic is <insert_2>. The destination product requires a new topic syntax and any invalid topic will cause the Broker to be unable to start.

Response

Contact IBM service for more assistance; do not attempt to correct the problem.

BIP8800

No invalid topic syntax was detected in table <insert_1>.

Severity

0 : Information

BIP8801

Unable to migrate the registry for broker <insert_1>1

Severity

10 : Warning

Explanation

The broker database for the given broker has been migrated successfully, however while attempting to migrate its registry to the current location a failure occurred.

Response

Migrate this broker's registry to the current location manually.

BIP8802

Sets the license processor count.

Severity

0 : Information

Explanation

Syntax:
mqsisetcapacity -c processorCount

Command Options:

'-c processorCount' is the number of processors on this machine for which WebSphere Message Broker is licensed.

BIP8803

Displays the license processor count. Syntax : mqsidisplaycapacity

Severity

0 : Information

Explanation

Shows the processor count entered via the mqsisetcapacity command.

BIP8804

This copy of WebSphere Message Broker is now running in Production mode.

Severity

0 : Information

Explanation

A Production license has been installed for this copy of WebSphere Message Broker.

BIP8805

No license installed for this copy of WebSphere Message Broker.

Severity

20 : Error

Explanation

No Production license has been installed for this copy of WebSphere Message Broker.

Response

A valid Production license must be installed before the WebSphere Message Broker product can be run, ensure that the product installation completed successfully.

BIP8806

A license could not be installed for this copy of WebSphere Message Broker.

Severity

20 : Error

Explanation

A Production license could not be installed for this copy of WebSphere Message Broker. This is because the 'nodelock' file in the '/bin' directory could not be created or updated.

Response

Check the ownership and permissions for the '/bin' directory.

BIP8807

The Production license for this copy of WebSphere Message Broker has expired.

Severity

20 : Error

Explanation

The production license for this copy of WebSphere Message Broker has an expiry date. This date has been passed.

Response

Contact your IBM support center.

BIP8808

License file <insert_1> not found or not valid. For more information refer to the WebSphere Message Broker online help.

Severity

20 : Error

Explanation

WebSphere Message Broker requires that the file <insert_1> is present and available and is a valid license file. For more information refer to the online help.

Response

Check that the specified file exists.

BIP8809

This copy of WebSphere Message Broker is already running in Production mode.

Severity

0 : Information

Explanation

A Production license has previously been installed for this copy of WebSphere Message Broker.

BIP8810

Insufficient license units.

Severity

10 : Warning

Explanation

The purchased processor allowance (<insert_1>) is less than the number of processors (<insert_2>) in this machine.

Response

Ensure sufficient license units have been purchased and use the WebSphere Message Broker mqsisetcapacity command to set the purchased processor allowance for this installation. For more information refer to the online help.

BIP8811

The purchased processor allowance is set to <insert_1>.

Severity

0 : Information

Explanation

The purchased processor allowance for this installation of WebSphere Message Broker has been set to <insert_1> using the mqsisetcapacity command.

BIP8812

The purchased processor allowance is <insert_1>1

Severity

0 : Information

Explanation

The purchased processor allowance is currently set to <insert_1>1

Response

Ensure sufficient license units have been purchased and, if necessary, use the WebSphere Message

Broker mqsisetcapacity command to change the purchased processor allowance for this installation. For more information refer to the online help.

BIP8813

The number of processors in this machine is <insert_1>1

Severity

0 : Information

Explanation

The operating system reports that the number of processors in this machine is <insert_1>.

BIP8814

The number of license units is sufficient for all future possible upgrades to this machine.

Severity

0 : Information

Explanation

The purchased processor allowance for this installation of WebSphere Message Broker has been set to -1, which allows any permitted processor configuration.

BIP8815

Purchased processor allowance not set (use the mqsisetcapacity command).

Severity

10 : Warning

Explanation

The purchased processor allowance for this installation has not been set.

Response

Ensure sufficient license units have been purchased for WebSphere Message Broker and use the mqsisetcapacity command to set the purchased processor allowance for this installation. For more information refer to the online help.

BIP8816

QueueManagerName does not exist for component <insert_1>.

Severity

20 : Error

Explanation

No queues were deleted because QueueManagerName does not exist in the component registry.

Response

Ensure the component registry is correct and has not been deleted. Recreate the component registry if necessary.

BIP8817

DataSourceName does not exist for component <insert_1>.

Severity

20 : Error

Explanation

No database rows were deleted because DataSourceName does not exist in the component registry.

Response

Ensure the component registry is correct and has not been deleted. Recreate the component registry if necessary.

BIP8818

Creates queues on a WebSphere MQ queue manager for use with a migrated broker.

Severity

10 : Warning

Explanation

Syntax:

mqsimigratequeues brokerName

Command options

'brokerName' the name of broker whose queues are to be migrated.

BIP8819

Migrates WebSphere MQ queues for brokers. Syntax: mqsimigratequeues

Severity

10 : Warning

Explanation

Creates queues on a WebSphere MQ queue manager for use with a migrated broker.

BIP8820

Enter password for userid

Severity

10 : Warning

Explanation

This is used to prompt for a password for service userid on the console.

Response

Enter password for userid

BIP8821

Enter password for userid

Severity

10 : Warning

Explanation

This is used to prompt for a password for service userid on the console.

Response

Enter password for userid

BIP8822

The supplied password is invalid. Ensure that the password is within the range of 2 - 255 characters in length.

Severity

10 : Warning

Response

Re-enter the password.

BIP8823

Retype password for userid

Severity

10 : Warning

Explanation

This is used to prompt for a password for service userid on the console.

Response

Retype password for userid

BIP8824

Retype password for user ID.

Severity

10 : Warning

Explanation

This prompts you for a password for the service user ID on the console.

Response

Retype the password for your user ID.

BIP8825

Passwords do not match.

Severity

10 : Warning

Explanation

Passwords do not match.

Response

Passwords do not match.

BIP8827

Creates a broker.

Severity

10 : Warning

Explanation

Syntax:

```
mqsicreatebroker. brokerName -q queueManagerName -n dataSourceName -u dataSourceUserId [-l userLilPath] [-1 | -2 | -3] [-s unsQMgrName [-j]] [-g configurationChangeTimeout] [-k internalConfigurationTimeout] [-v statisticsMajorInterval] [-P httpListenerPort] [-y ldapPrincipal -z ldapCredentials] [-x userExitPath]
```

Command Options

'brokerName' the name of the broker to create.

'-q queueManagerName' the WebSphere MQ queue manager that the broker will use. The queue manager is created if it does not exist.

'-1' creates only the broker's registry.

'-2' creates only the broker's WebSphere MQ resources.

'-3' creates only the broker's database resources.

'-n dataSourceName' the broker's database name.

'-u dataSourceUserId' the user ID that the broker uses to access its database.

'-l userLilPath' the directory from which the broker searches for user-supplied libraries.

'-s unsQMgrName' the WebSphere MQ queue manager of the User Name Server.

'-j' enables publish/subscribe access control for this broker.

'-g configurationChangeTimeout' the maximum time (in seconds) allowed for a user configuration request to be processed.

'-k internalConfigurationTimeout' the maximum time (in seconds) allowed for an internal configuration change to be processed.

'-v statisticsMajorInterval' the time (in minutes) for the duration of the interval for collecting statistics archive records.

'-P httpListenerPort' the port that the broker's HTTP listener uses.

'-y ldapPrincipal' the LDAP Principal (user ID).

'-z ldapCredentials' the LDAP Credentials (password).

'-x userExitPath' the directory from which the broker searches for all user exits. This path is added to the system library search path (PATH,LIBPATH,LD_LIBRARY_PATH,SHLIBPATH) for the execution group process only.

BIP8828

Deletes a broker.

Severity

10 : Warning

Explanation

Syntax:

```
mqsdeletebroker. brokerName [-1 | -2 | -3]
```

Command Options:

'brokerName' name of the broker to delete

'-1' deletes only the broker's registry.

'-2' deletes only the broker's WebSphere MQ queues.

'-3' deletes only the broker's database resources.

BIP8829

Creates the User Name Server.

Severity

10 : Warning

Explanation

Syntax:

```
mqscreateusernameserver. -q queueManagerName [-1 | -2] [-r refreshInterval] [-g authProtocolDataSource] [-j]
```

Command Options:

'-q queueManagerName' the WebSphere MQ queue manager that the User Name Server should use.
'-1' only creates the User Name Server's registry.
'-2' only creates the User Name Server's WebSphere MQ resources.
'-r refreshInterval' number of seconds between each refresh of the User Name Server internal cache.
'-g authProtocolDataSource' the name of the data source required by the authentication protocol
'-j' indicates that groups and group memberships will be defined in the data source for the authentication protocol rather than drawn from the Operating System.

BIP8830

Deletes the User Name Server.

Severity

10 : Warning

Explanation

Syntax:

mqsideleteusernameserver. [-1 | -2]

Command Options

'-1' deletes only the User Name Server's registry.

'-2' deletes only the User Name Server's WebSphere MQ queues.

BIP8831

Creates the Configuration Manager.

Severity

10 : Warning

Explanation

Syntax:

mqsicreateconfigmgr. configMgrName -q queueManagerName [-1 | -2] [-n db2DatabaseToMigrate -u migrationDataBaseUserId -p migrationDataBasePassword] [-s unsQMGrName]

Command Options

'configMgrName' name of the Configuration Manager

'-q queueManagerName' the Configuration Manager's WebSphere MQ queue manager

'-1' creates only the Configuration Manager's registry.

'-2' creates only the Configuration Manager's WebSphere MQ resources.

'-n db2DatabaseToMigrate' the DB2 database name, used only for migration from earlier versions.

'-u migrationDataBaseUserId' the userid that the Configuration Manager uses to access the DB2 database.

'-p migrationDataBasePassword' the password for the DB2 database userid.

'-s unsQMGrName' the WebSphere MQ queue manager of the User Name Server.

BIP8832

Deletes the Configuration Manager.

Severity

10 : Warning

Explanation

Syntax:

mqsideleteconfigmgr. (-1 | -2) [-n]

Command Options

- '-1' deletes only the Configuration Manager's registry
 - '-2' deletes only the Configuration Manager's WebSphere MQ queues
 - '-n' indicates that the Configuration Manager table should be deleted; use with caution.
-

BIP8833

Changes the configuration of a broker.

Severity

10 : Warning

Explanation

Syntax:

```
mqschangebroker brokerName [-s unsQMGrName] [-j | -d] [-l userLilPath] [-g  
configurationChangeTimeout] [-k internalConfigurationTimeout] [-v statisticsMajorInterval] [-P  
httpListenerPort] [-y ldapPrincipal] [-z ldapCredentials] [-x userExitPath] [-e activeUserExits]
```

Command options:

- 'brokerName' the name of the broker.
 - '-s unsQMGrName' the WebSphere MQ queue manager of the User Name Server.
 - '-j' enables publish/subscribe access control for this broker.
 - '-d' disables publish/subscribe access control for this broker.
 - '-l userLilPath' the directory from which the broker searches for user-supplied libraries.
 - '-g configurationChangeTimeout' the maximum time (in seconds) allowed for a user configuration request to be processed.
 - '-k internalConfigurationTimeout' the maximum time (in seconds) allowed for an internal configuration change to be processed.
 - '-v statisticsMajorInterval' the time (in minutes) for the duration of the interval for collecting statistics archive records.
 - '-P httpListenerPort' the port that the broker HTTP listener uses.
 - '-y ldapPrincipal' the LDAP Principal (user ID).
 - '-z ldapCredentials' the LDAP Credentials (password).
 - '-x userExitPath' the directory from which the broker searches for all user exits. This path is added to the system library search path (PATH,LIBPATH,LD_LIBRARY_PATH,SHLIBPATH) for the execution group process only.
 - '-e activeUserExits' the active user exits. By default, user exits are inactive. Adding a userExit name to this list changes its default state to active for this broker. The default state can be overridden at the execution group or message flow level using the mqschangeuserexits command. If a user exit name is specified, and no library is found to provide that user exit when the execution group starts, a BIP8860 message is written to the system log and the execution group fails to start. The separator character for the list is ':'.
-

BIP8834

Changes a User Name Server's configuration.

Severity

10 : Warning

Explanation

Syntax:

```
mqschangeusernameserver -r refreshInterval [-g authProtocolDataSource] [-j | -o]
```

Command Options:

- '-r refreshInterval' number of seconds between each refresh of the User Name Server internal cache.
- '-g authProtocolDataSource' the name of the data source required by the authentication protocol
- '-j' indicates that groups and group memberships will be defined in the data source for the authentication protocol (rather than drawn from the Operating System)
- '-o' indicates that groups and group memberships will be drawn from the Operating System (rather than defined in the data source for the authentication protocol).

BIP8835

Changes a Configuration Manager's configuration.

Severity

10 : Warning

Explanation

Syntax:

mqsicchangeconfigmgr configMgrName [-s unsQMgrName] [-j MaxJVMHeapSize]

Command Options:

'configMgrName' Name of the Configuration Manager

'-s unsQMgrName' the WebSphere MQ queue manager of the User Name Server

'-j MaxJVMHeapSize' the maximum Java virtual machine heap size, in megabytes (default=256) (minimum=64).

BIP8836

Changes a Configuration Manager's configuration.

Severity

10 : Warning

Explanation

Syntax:

mqsicchangeconfigmgr [s=unsQMgrName] [j=MaxJVMHeapSize] Command Options:

's=unsQMgrName' the WebSphere MQ queue manager of the User Name Server.

'j=MaxJVMHeapSize' the maximum Java virtual machine heap size, in megabytes (default=256) (minimum=64).

BIP8837

Creates a security Access Control Entry in the Configuration Manager repository.

Severity

10 : Warning

Explanation

Syntax:

mqsiccreateaclentry (f=fileName | ((g=groupName | (u=username (m=machineName | a=yes)))
x=accessLevel ((b=broker [e=executionGroup]) | s=yes | r=yes | t=yes | p=yes))) [w=timeoutValue]

Command Options:

'f=fileName' File containing list of Access Control Entries to create.

'g=groupName' Add Access Control Entry for the specified group.

'u=username' Add Access Control Entry for the specified user (must be accompanied by either a=yes or m=machineName).

'm=machineName' Add the Access Control Entry for the user for this specific machine/domain name only.

'a=yes' Add an Access Control Entry for this user for all machines/domains.

'p=yes' Add access to the ConfigManagerProxy. Also known as the "All resources" Access Control Entry.

'x=accessLevel' desired security access level for specified object (D, E, V, F).

'b=broker' Add access to the specified broker.

'e=executionGroup' Add access to the specified execution group (must be accompanied by b=broker).

's=yes' Add access to the subscriptions table.

'r=yes' Add access to the root topic.

't=yes' Add access to the pub/sub topology.

'w=timeoutValue' value in seconds to wait for responses.

BIP8838

Deletes a security Access Control Entry in the Configuration Manager repository.

Severity

10 : Warning

Explanation

Syntax:

```
mqsideleteaclentry (f=fileName | ((g=groupName | (u=username (m=machineName | a=yes)))  
((b=broker [e=executionGroup]) | s=yes | r=yes | t=yes | p=yes))) [w=timeoutValue]
```

Command Options:

'f=fileName' File containing list of Access Control Entries to delete.

'g=groupName' Delete Access Control Entry for the specified group.

'u=username' Delete Access Control Entry for the specified user (must be accompanied by either a=yes or m=machineName).

'm=machineName' Delete the Access Control Entry for the specified user which applies to this specific machine or domain name only.

'a=yes' Delete the "All machines or domains" Access Control Entry for the specified user.

'p=yes' Delete access to the ConfigManagerProxy, also known as the "All resources" Access Control Entry.

'b=broker' Delete Access Control Entry for the specified broker.

'e=executionGroup' Delete Access Control Entry for the specified execution group (must be accompanied by b=broker).

's=yes' Delete subscriptions Access Control Entry.

'r=yes' Delete root topic Access Control Entry.

't=yes' Delete publish/subscribe topology Access Control Entry.

'w=timeoutValue' value in seconds to wait for responses.

BIP8839

Lists the security Access Control Entries in the Configuration Manager repository.

Severity

10 : Warning

Explanation

Syntax:

```
mqsilistaclentry [g=groupName | (u=username (m=machineName | a=yes))] [(b=broker  
[e=executionGroup]) | s=yes | r=yes | t=yes | p=yes] [f=fileName] [w=timeoutValue]
```

Command Options:

'f=fileName' Output list of Access Control Entries to given filename.

'g=groupName' Display Access Control Entries for the specified group.

'u=username' Display Access Control Entries for the specified user (must be accompanied by either a=yes or m=machine).

'm=machineName' Display Access Control Entries for the specified user which apply to this specific machine or domain name only.

'a=yes' Display only those Access Control Entries for the specified user which apply to ALL machines or domain names.

'p=yes' Display Access Control Entries for the ConfigManagerProxy, also known as the "All resources" Access Control Entries.

'b=broker' Display Access Control Entries for the specified broker.

'e=executionGroup' Display Access Control Entries for the specified execution group (must be accompanied by b=broker).

's=yes' Display Access Control Entries for the subscriptions table.

'r=yes' Display Access Control Entries for the root topic.

't=yes' Display Access Control Entries for the publish/subscribe topology.

'w=timeoutValue' value in seconds to wait for responses.

BIP8840

Deploys publish/subscribe topology, topics or BAR file configuration data to the specified broker or brokers.

Severity

10 : Warning

Explanation

Syntax:

```
mqsideploy ((b=brokerName [e=executionGroupName [a=BARFileName | d=deployedObjects]]) | l=yes | t=yes | c=yes | m=yes) [w=timeoutValue] [v=traceFile]
```

Command Options:

'b=brokerName' name of broker to deploy to.

'e=executionGroupName' name of execution group to deploy to.

'a=BARFileName' deploy the specified Broker Archive file.

'd=deployedObjects' colon separated list of deployed objects to remove.

'l=yes' deploy Topology configuration to all brokers.

't=yes' deploy Topics configuration to all brokers.

'c=yes' cancel all outstanding deploy requests.

'm=yes' deploy complete information (default is to perform incremental deploy; changes to the deployed state).

'w=timeoutValue' value in seconds to wait for the broker to reply to the deploy request.

'v=traceFile' send verbose internal trace to the specified file.

BIP8841

Deploys publish/subscribe neighbors, topics, or BAR file configuration data to the specified brokers.

Severity

0 : Information

Explanation

Syntax 1 (deploy publish/subscribe neighbors):

```
mqsideploy (-n cfgParameterFileName | ([-i ipAddress] [-p port] [-q qMgr])) -l [-m] [-w timeoutValue] [-v traceFileName]
```

Syntax 2 (deploy topics hierarchy):

```
mqsideploy (-n cfgParameterFileName | ([-i ipAddress] [-p port] [-q qMgr])) -t [-m] [-w timeoutValue] [-v traceFileName]
```

Syntax 3 (deploy BAR file):

```
mqsideploy (-n cfgParameterFileName | ([-i ipAddress] [-p port] [-q qMgr])) -b brokerName -e executionGroupName -a BARFileName [-m] [-w timeoutValue] [-v traceFileName]
```

Syntax 4 (deploy broker configuration):

```
mqsideploy (-n cfgParameterFileName | ([-i ipAddress] [-p port] [-q qMgr])) -b brokerName [-w timeoutValue] [-v traceFileName]
```

Syntax 5 (remove previously deployed objects):

```
mqsideploy (-n cfgParameterFileName | ([-i ipAddress] [-p port] [-q qMgr])) -b brokerName -e executionGroupName -d deployedObjects [-w timeoutValue] [-v traceFileName]
```

Syntax 6 (cancel deployment):

```
mqsideploy (-n cfgParameterFileName | ([-i ipAddress] [-p port] [-q qMgr])) -c [-b brokerName] [-w timeoutValue] [-v traceFileName]
```

Command options:

'-n cfgParameterFileName' Configuration Manager connection parameters (.configmgr)

'-i ipAddress' IP address or hostname of the Configuration Manager (default is "")

'-p port' port number of the Configuration Manager (default is 1414)

'-q queueManager' queue manager of the Configuration Manager (default is "")

'-b brokerName' name of broker to which to deploy

'-e executionGroupName' name of execution group to which to deploy

'-a BARFileName' deploy the specified Broker Archive file

'-d deployedObjects' remove a colon-separated list of deployed objects from the execution group

'-c' tells the Configuration Manager to stop waiting for broker responses to currently outstanding deploy requests, across the domain or on the specified broker. Use this flag with caution; any subsequent

responses to cancelled deploys will be ignored by the Configuration Manager, meaning that the status reported by the Configuration Manager may be incorrect.

'-l' deploy publish/subscribe neighbor (topology) configuration to all brokers

'-t' deploy topics hierarchy to all brokers

'-m' deploy complete information (default is to perform incremental deploy; changes to the deployed state)

'-w timeoutValue' value in seconds to wait for the broker to reply to the deploy request

'-v traceFileName' send verbose internal trace to the specified file.

BIP8842

Invalid options for ConfigMgr ignored.

Severity

10 : Warning

Explanation

From version 6.0 of Message Broker, the -l and -d options are no longer valid for mqsicreateconfigmgr and mqsichangeconfigmgr. For most purposes in which non-default values were used on these commands, an equivalent effect can be achieved in V6.0 onwards by appropriate use of the -a and/or -m options on the mqsicreateaclentry command.

Response

No action is required, the command will safely ignore the -d or -l parameter.

BIP8843

Creates a security access control entry in the Configuration Manager repository.

Severity

10 : Warning

Explanation

Syntax:

```
mqsicreateaclentry configMgrName (-f fileName | ((-g groupName | (-u userName (-m machineName | -a))) -x accessLevel ((-b broker [-e executionGroup]) | -s | -t | -r | -p))) [-n connectionFile] [-w timeoutValue]
```

Command options:

'configMgrName' Name of the Configuration Manager (this can be omitted on Windows)

'-f fileName' File containing the list of access control entries to create

'-g groupName' Add an access control entry for the specified group

'-u userName' Add an access control entry for the specified user (must be accompanied by either -a or -m)

'-m machineName' Add the access control entry for the user for this specific machine or domain name only

'-a' Add an access control entry for the user for all machines or domains

'-x accessLevel' Level of authority to grant (F, E, D, V)

'-b broker' Add access to the specified broker

'-e executionGroup' Add access to the specified execution group (must be accompanied by -b)

'-s' Add access to the subscriptions table

'-t' Add access to the publish/subscribe topology

'-r' Add access to the root topic

'-p' Add access to the ConfigManagerProxy; also known as the "All resources" access control entry

'-w timeoutValue' Value in seconds to wait for responses

'-n connectionFile' Optional "connection file" to allow the command to communicate with a remote ConfigMgr.

Note: On Windows platforms, if the Configuration Manager name is omitted 'ConfigMgr' is used.

BIP8844

Deletes a security Access Control Entry in the Configuration Manager repository.

Severity

10 : Warning

Explanation

Syntax:

```
mqsideleteaclentry configMgrName (-f fileName | ((-g groupName | -u userName (-m machineName | -a)) ((-b broker [-e executionGroup]) | -s | -t | -r | -p))) [-n connectionFile] [-w timeoutValue]
```

Command Options:

'configMgrName' name of the Configuration Manager (may be omitted on Windows)

'-f fileName' File containing list of Access Control Entries to delete.

'-g groupName' Delete Access Control Entry for the specified group

'-u userName' Delete Access Control Entry for the specified user (must be accompanied by either -a or -m)

'-m machineName' Delete the Access Control Entry for the specified user which applies to this specific machine/domain name only

'-a' Delete the "ALL machines/domains" Access Control Entry for the specified user

'-b broker' Delete Access Control Entry for the specified broker

'-e executionGroup' Delete Access Control Entry for the specified execution group (must be accompanied by -b)

'-s' Delete subscriptions Access Control Entry

'-t' Delete pub/sub topology Access Control Entry

'-r' Delete root topic Access Control Entry

'-p' Delete Access Control Entry for the ConfigManagerProxy. Also known as the "All resources" Access Control Entry.

'-w timeoutValue' value in seconds to wait for responses.

'-n connectionFile' Optional "connection file" to allow the command to communicate with a remote ConfigMgr.

Note: On Windows platforms, if the Configuration Manager is omitted 'ConfigMgr' will be used.

BIP8845

Lists the security Access Control Entries in the Configuration Manager repository.

Severity

10 : Warning

Explanation

Syntax:

```
mqsilistaclentry configMgrName [-g groupName | (-u userName (-m machineName | -a))] [(-b broker [-e executionGroup]) | -s | -t | -r | -p] [-f filename] [-n connectionFile] [-w timeoutValue]
```

Command Options:

'configMgrName' name of the Configuration Manager (may be omitted on Windows)

'-g groupName' Display Access Control Entries for the specified group

'-u userName' Display Access Control Entries for the specified user (must be accompanied by either -a or -m)

'-m machineName' Display Access Control Entries for the specified user which apply to this specific machine/domain name only

'-a' Display only those Access Control Entries for the specified user which apply to ALL machines/domain names

'-b broker' Display Access Control Entries for the specified broker

'-e executionGroup' Display Access Control Entries for the specified execution group (must be accompanied by -b)

'-s' Display Access Control Entries for the subscriptions table

'-t' Display Access Control Entries for the pub/sub topology

'-r' Display Access Control Entries for the root topic.

'-p' Display Access Control Entries for the ConfigManagerProxy. Also known as the "All resources" Access Control Entries.

'-f filename' Output list of Access Control Entries to given filename rather than to the screen.

'-w timeoutValue' value in seconds to wait for responses.

'-n connectionFile' Optional "connection file" to allow the command to communicate with a remote ConfigMgr.

Note: On Windows platforms, if the Configuration Manager name is omitted 'ConfigMgr' will be used.

BIP8846

Configuration data for component <insert_1> is not usable by this product version (level <insert_2>; should be <insert_3>).

Severity

30 : Severe error

Explanation

Each component has configuration data associated with it, and this data is versioned to ensure that the component can only be run under a product version that supports this level. The component level is <insert_2> and the current code level only supports <insert_3>.

BIP8847

migrates a components queues, registry, database and file-system information between different versions.

Severity

10 : Warning

Explanation

Syntax:

```
mqsimigratecomponents componentName [ -s sourceVersion ] [ -t targetVersion ] [ -c ] [ -1 ] [ -2 ] [ -3 ] [ -v ] [ -q ] [ -u ]
```

Command Options:

'componentName' is the name of the component to query for its registry data

'-s sourceVersion' The current version of the component.

'-t targetVersion' The version of the component to migrate to.

'-c' Do a pre-migration check of the specified component. This will attempt to determine whether the current state of the component is such that it can be safely migrated.

'-1' Do only registry and file-system related migration work. Use this when security restrictions prevent the command from migrating WebSphere MQ, registry and file-system and database in one step.

'-2' Do only WebSphere MQ related migration work. Use this when security restrictions prevent the command from migrating WebSphere MQ, registry and file-system and database in one step.

'-3' Do only database related migration work. Use this when security restrictions prevent the command from migrating WebSphere MQ queues, registry and file-system and database in one step.

'-v' Do a post-migration check of the specified component. This will double-check whether the migration has completed successfully.

'-q' reduce the verbosity of the progress of the command.

'-u' Undo a failed migration step. At least one of -1, -2 or -3 must also be specified. This should only be used when migration has failed, and also failed to auto-recover.

BIP8848

Invalid version <insert_1>.<insert_2>.<insert_3>.<insert_4> supplied.

Severity

30 : Severe error

Explanation

The supplied version is not compatible to migrate to or from with this component.

Response

Check that the string given to the '-s' or '-t' argument is of the form

<version>.<release>.<modification>.<fix>.

The minimum supported versions for migration to or from WebSphere Message Broker Version 6.0 are:

- WebSphere MQ Event Broker or WebSphere MQ Integrator Broker or WebSphere MQ Integrator, Version 2.1 with fix pack 02 or later

- WebSphere Business Integration Event Broker or WebSphere Business Integration Message Broker or WebSphere Business Integration Message Broker with Rules and Formatter Extension, Version 5.0 with fix pack 04 or later

Version 2.1 fix pack 02 is identified by the four digit version number 2.1.0.3

Version 5.0 fix pack 04 is identified by the four digit version number 5.0.0.4

If the version has already been specified correctly the component cannot be automatically migrated.

BIP8849

Broker <insert_1> (Version <insert_4>.<insert_5>) with Queue Manager <insert_2> and Data Source <insert_3> specified for migration.

Severity

0 : Information

BIP8850

Displays broker property settings.

Severity

10 : Warning

Explanation

Syntax:

```
mqsireportodbcconnectioninfo -q dsn1 -u userName1 -p password1 [-c dsn2 -i userName2 -a password2] [-v]
```

Command Options:

'-q dsn1' First DataSource to query

'-u userName1' Username to use when connecting to DSN1

'-p password1' Password to use when connecting to DSN1

'-c dsn2' Second DataSource to compare to DSN1

'-i userName2' Username to use when connecting to DSN2

'-a password2' Password to use when connecting to DSN2

'-v' verbose output

Specifying only -q provides ODBC information about DSN1. If -c is also specified then DSN2 is compared to DSN1 for equality of functionality.

BIP8851

Migration Failed

Severity

30 : Severe error

Explanation

One of the migration steps failed, please see messages above for more details.

BIP8852

Sets list of active or inactive user exits.

Severity

10 : Warning

Explanation

Syntax:

```
mqsichangeuserexits brokerName -e egName [-f messageFlowName] (-a activeUserExitList [-i inactiveUserExitList])
```

Command Options:

'brokerName' name of the broker.

'-e egName' name of the execution group.

'-f messageFlowName' name of message flow.

'-a activeUserExitList' colon separated list of names of user exits to be set to active state.

'-i inactiveUserExitList' colon separated list of names of user exits to be set to inactive state.

The command does not alter the existing value of a user exit list, if the corresponding name/value pair is not specified. To clear a user exit list, use an empty string (""), for example, '-i ""'.

BIP8853

queries the lists of active and inactive user exits.

Severity

10 : Warning

Explanation

Syntax:

```
mqsireportflowuserexits brokerName [-e egName [-f messageFlowName]]
```

Command Options:

'brokerName' name of the broker

'-e egName' name of the execution group

'-f messageFlowName' name of message flow

BIP8854

User Exits active for Execution Group <insert_1>: <insert_2>.

Severity

0 : Information

BIP8855

User Exits inactive for Execution Group <insert_1>: <insert_2>.

Severity

0 : Information

BIP8856

User Exits active for Message Flow <insert_1>: <insert_2>.

Severity

0 : Information

BIP8857

User Exits inactive for Message Flow <insert_1>: <insert_2>.

Severity

0 : Information

BIP8858

Invalid user exit name <insert_1> specified

Severity

20 : Error

Explanation

User exit name <insert_1> specified on the <insert_2> flag does not correspond to any user exit available to the target execution group.

Response

Review the name provided. If the name is incorrect, reissue the command with the correct name. If the name is correct, ensure that the user exit library is being loaded by the execution group. Check settings for MQSI_USER_EXIT_PATH environment variable and/or userExitPath broker property to ensure one of them includes the directory containing the user exit library. Check system log when execution group starts for errors loading the user exit library.

BIP8859

User Exits active for broker <insert_1>: <insert_2>.

Severity

0 : Information

BIP8860

User Exit <insert_1> not found

Severity

20 : Error

Explanation

A User Exit name <insert_1> has been specified as active or inactive but that user exit was not provided by any library loaded by this execution group. No user message flows will be started until this is resolved.

Response

Review the name provided. If the name is incorrect, reissue the relevant command with the correct name. If the user exit was set at the broker level, then run mqsichangebroker to correct it. If it was set at the execution group level, then run mqsichangeflowuserexit to correct it. Issue mqsireportflowuserexit to help determine where the invalid user exit name was set. If the name is correct, ensure that the user exit library is being loaded by the execution group. Check settings for MQSI_USER_EXIT_PATH environment variable and/or userExitPath broker property to ensure one of them includes the directory containing the user exit library. Check system log when execution group starts for errors loading the user exit library.

BIP8861

User Exit <insert_1> not found for flow <insert_2>

Severity

20 : Error

Explanation

A User Exit name <insert_1> has been specified as active or inactive for message flow <insert_2> but that user exit was not provided by any library loaded by this execution group. This message flow will be not started until this is resolved.

Response

Review the name provided. If the name is incorrect, reissue the `mqsichangeflowuserexit` command with the correct name. If the name is correct, ensure that the user exit library is being loaded by the execution group. Check settings for `MQSI_USER_EXIT_PATH` environment variable and/or `userExitPath` broker property to ensure one of them includes the directory containing the user exit library. Check system log when execution group starts for errors loading the user exit library.

BIP8862

Sets the list of active or inactive user exits.

Severity

10 : Warning

Explanation

Syntax:

```
mqsichangeflowuserexits brokerName e=egName [f=messageFlowName] (a=activeUserExitList |i=inactiveUserExitList)
```

Command Options:

'brokerName' name of the broker.

'e=egName' name of the execution group.

'f=messageFlowName' name of message flow.

'a=activeUserExitList' colon separated list of names of user exits to be set to active state.

'i=inactiveUserExitList' colon separated list of names of user exits to be set to inactive state.

BIP8863

Queries the lists of active and inactive user exits.

Severity

10 : Warning

Explanation

Syntax:

```
mqsireportflowuserexits brokerName [e=egName [f=messageFlowName]]
```

Command Options:

'brokerName' name of the broker.

'e=egName' name of the execution group.

'f=messageFlowName' name of message flow.

BIP8864

Internal Error: Unable to set RC and inserts (RC is <insert_1>).

Severity

20 : Error

Explanation

Unable to set RC and inserts as RC, <insert_1>, is unknown.

Response

Contact your IBM support center to report this error.

BIP8865

Bad flag combination. The flags in list (<insert_1>) can't be specified together.

Severity

20 : Error

Explanation

None.

Response

Correct and reissue the command.

BIP8866

The registry is not in the correct state for this step-by-step migration (using the '-2' or '-3' flags) from Version (<insert_1>.<insert_2>.<insert_3>.<insert_4>) to Version (<insert_5>.<insert_6>.<insert_7>.<insert_8>).

Severity

20 : Error

Explanation

For a forward migration, the correct order for step-by-step migration is to migrate the registry (by using the '-1' flag) before migrating any other components.

Response

Correct the migration order.

BIP8867

Migration from Version <insert_1>.<insert_2>.<insert_3>.<insert_4> to Version <insert_5>.<insert_6>.<insert_7>.<insert_8> is not supported.

Severity

20 : Error

Explanation

Direct migrations between two previous versions are not supported, i.e. either the source version or the target version must be the current product version.

Response

Correct migration strategy.

BIP8868

<insert_1> is not a known component. However, an attempt will be made to delete resources associated with this component name. Make sure that you spelt the component name correctly, and that you ran the command on the right computer. Also make sure that the component was created by, or was migrated to, the current version of WebSphere Message Broker.

Severity

10 : Warning

BIP8869

The registry is not in the correct state for this step-by-step reverse migration (using the '-1' flag) from Version (<insert_1>.<insert_2>.<insert_3>.<insert_4>) to Version (<insert_5>.<insert_6>.<insert_7>.<insert_8>).

Severity

20 : Error

Explanation

For a reverse migration, the correct order for step-by-step migration is to reverse migrate the registry (by using the '-1' flag) only after reverse migration of all other components (using the '-2' or '-3' flags,

or both) is complete.

Response

Correct the migration order.

BIP8870

Trace nodes are: <insert_1> for execution group: <insert_2>, message flow: <insert_3>.

Severity

0 : Information

Explanation

Trace nodes are either 'on' or 'off' for each message flow. These settings take effect only if the execution group setting is 'on'.

BIP8871

Execution group: <insert_2> has trace nodes: <insert_1> for its message flows.

Severity

0 : Information

Explanation

When the execution group has trace nodes set to 'on' the individual settings on the message flows take effect.

BIP8872

Verifies a component.

Severity

10 : Warning

Explanation

Syntax:
mqsicvp componentName

Command Options:
'componentName' broker name or Configuration Manager name.

BIP8873

Starting the component verification for component <insert_1>.

Severity

0 : Information

BIP8874

The component verification for <insert_1> has finished successfully.

Severity

0 : Information

BIP8875

The component verification for <insert_1> has finished, but one or more checks failed.

Severity

10 : Warning

Explanation

One or more of the component verification checks failed.

Response

Check the error log for preceding error messages.

BIP8876

Starting the environment verification for component <insert_1>.

Severity

0 : Information

BIP8877

The environment verification for component <insert_1> has finished, but one or more checks failed.

Severity

10 : Warning

Explanation

One or more of the environment verification checks failed.

Response

Check the error log for preceding error messages.

BIP8878

The environment verification for component <insert_1> has finished successfully.

Severity

0 : Information

BIP8879

Starting the database verification for component <insert_1>.

Severity

0 : Information

BIP8880

The database verification for component <insert_1> has finished, but one or more checks failed.

Severity

10 : Warning

Explanation

One or more of the database verification checks failed.

Response

Check the error log for preceding error messages.

BIP8881

The database verification for component <insert_1> has finished successfully.

Severity

0 : Information

BIP8882

Starting the WebSphere MQ verification for component <insert_1>.

Severity

0 : Information

BIP8883

The WebSphere MQ verification for component <insert_1> has finished, but one or more checks failed.

Severity

10 : Warning

Explanation

One or more of the WebSphere MQ verification checks failed.

Response

Check the error log for preceding error messages.

BIP8884

The WebSphere MQ verification for component <insert_1> has finished successfully.

Severity

0 : Information

BIP8885

Verification failed. Failed to connect to queue manager <insert_1>. MQRC: <insert_2> MQCC: <insert_3>3

Severity

20 : Error

Explanation

While attempting to connect to queue manager <insert_1>, a WebSphere MQ error generated return code <insert_2> and completion code <insert_3>.

Response

Check the WebSphere MQ completion and reason codes in the Application Programming Reference section of the WebSphere MQ information center to establish the cause of the error, and take any appropriate action.

BIP8886

Verification passed for queue <insert_1> on queue manager <insert_2>.

Severity

0 : Information

BIP8887

Verification failed for queue <insert_1> on queue manager <insert_2> while issuing <insert_3>. MQRC: <insert_4> MQCC: <insert_5>5

Severity

20 : Error

Explanation

The operation <insert_3> on the specified queue returned with the indicated WebSphere MQ completion and reason codes.

Typical causes of failures during queue verification are that the queue does not exist, or that the broker is unable to put or get a message.

Response

Check the WebSphere MQ completion and reason codes in the Application Programming Reference section of the WebSphere MQ information center to establish the cause of the error, and take any appropriate action.

BIP8888

Verification failed. Failed to disconnect from queue manager <insert_1>. MQRC: <insert_2> MQCC: <insert_3>3

Severity

20 : Error

Explanation

While attempting to disconnect from queue manager <insert_1>, a WebSphere MQ error generated return code <insert_2> and completion code <insert_3>.

Response

Check the WebSphere MQ completion and reason codes in the Application Programming Reference section of the WebSphere MQ information center to establish the cause of the error, and take any appropriate action.

BIP8889

Verification failed for table <insert_1> in broker datasource <insert_2>. Preceding messages contain further information.

Severity

20 : Error

Explanation

An operation on table <insert_1> in datasource <insert_2> has failed.

Response

See preceding messages, for example BIP2322, for further information about the cause of this failure and the actions that you can take to resolve it.

BIP8890

Verification passed for table <insert_1> in datasource <insert_2>.

Severity

0 : Information

BIP8891

Verification failed. Failed to connect to datasource <insert_1> with user ID <insert_2>. Preceding messages contain further information.

Severity

20 : Error

Explanation

While attempting to connect to datasource <insert_1> with user ID <insert_2>, an error occurred. Typical causes of this error are incorrect user ID or password, or incorrect user ID permissions. On z/OS, the user ID is blank because SQLConnect is performed by using the primary authorization ID, which resolves to the user ID of the started task.

Response

See preceding messages for further information about the cause of this failure, and the actions that you can take to resolve it.

BIP8892

Verification failed. The installed Java level <insert_1> does not meet the required Java level <insert_2>.

Severity

20 : Error

Explanation

The installed level of Java does not match the required level of Java.

Response

On z/OS, install the correct level of Java, and correct the component profile BIPBPROF or BIPCPROF. Submit BIPGEN to create the component's ENVFILE. On distributed platforms, you must use the JVM that is supplied and installed with the broker. In mqsiprofile, correct the MQSI_JREPATH and PATH environment variables, and the appropriate library path environment variables for your operating system.

BIP8893

Unable to access file <insert_1> with user ID <insert_2>. Additional information for IBM support: <insert_3> <insert_4>.

Severity

20 : Error

Explanation

The component has encountered an error trying to access file <insert_1>. This error is typically caused by incorrect file permissions, or insufficient storage.

Response

Ensure that user ID <insert_2> has the correct permissions to access file <insert_1>, and that sufficient storage exists on the file system. If this problem persists, contact your IBM support center.

BIP8894

Verification passed for <insert_1>.

Severity

0 : Information

BIP8895

Verification failed. Environment variable <insert_1> is incorrect or missing.

Severity

20 : Error

Explanation

The component requires environment variable <insert_1>.

Response

On z/OS, correct the component profile BIPBPROF or BIPCPROF. Submit BIPGEN to create the component's ENVFILE.

On distributed platforms, check that you have run mqsiprofile, and that the environment variable <insert_1> exists and is set to the correct value.

Preceding messages might contain further information about the cause of this failure, and the actions that you can take to resolve it.

BIP8896

Verification failed. Unable to access the registry with user ID <insert_1>. Additional information for IBM support: <insert_2> <insert_3>.

Severity

20 : Error

Explanation

The component has encountered an error trying to access the registry.

Typical causes of this failure are incorrect file permissions or insufficient storage.

On Linux, UNIX, and z/OS systems, the location of the registry is defined by the MQSI_REGISTRY environment variable.

Response

Ensure that user ID <insert_1> has the correct permissions to access the registry, and that sufficient storage exists on the file system.

If this problem persists, contact your IBM support center.

BIP8897

Verification failed. Environment variable <insert_1> does not match the component name <insert_2>.

Severity

20 : Error

Explanation

The value of the environment variable must match the component name.

Response

Correct the environment variable <insert_1> in the component profile BIPBPROF or BIPCPROF. Submit BIPGEN to create the component's ENVFILE.

BIP8898

Verification failed. Table <insert_1> in datasource <insert_2> contains no columns.

Severity

20 : Error

Explanation

Table <insert_1> does not contain the set of columns that this component requires to function correctly. The table might have been damaged, or, if you have recently migrated the component, you might not have completed all the required steps successfully.

Response

If you have recently migrated the broker, check that you have completed all migration steps, and that they were all successful. If you have just created this broker as a new broker, and the datasource tables were created manually by a datasource administrator, ensure that all required columns are defined.

BIP8899

Verification failed. Table <insert_1> in datasource <insert_2> contains <insert_3> rows, but must contain exactly 1 row.

Severity

20 : Error

Explanation

Table <insert_1> does not contain the correct number of rows that this component requires to function correctly. The table might have been damaged, or the DB2 installation jobs might not have completed successfully.

Response

Check that the DB2 installation jobs have completed successfully, correct any errors that have been reported, and retry the operation.

BIP8900

Verification passed for APF Authorization of file <insert_1>.

Severity

0 : Information

BIP8901

Table <insert_1> is not empty. This table will be dropped after a migration to the target version is performed.

Severity

10 : Warning

Response

Manually backup the table, if required, before performing the migration.

BIP8902

Table <insert_1> is empty.

Severity

0 : Information

BIP8903

Verification failed. The APF Authorization check failed for file <insert_1>.

Severity

20 : Error

Explanation

WebSphere Message Broker requires that only bipimain is APF Authorized for successful operation. File <insert_1> fails that requirement.

Response

If the file indicated in the message is bipimain, use the USS command extattr to ensure that it is APF Authorized. If the file indicated in the message is not bipimain, use the USS command extattr to ensure that it is not APF Authorized. For more information, search the information center for "APF attributes".

BIP8904

Verification failed. Failed to stat file <insert_1> with return code <insert_2> and errno <insert_3>.

Severity

20 : Error

Explanation

The component has encountered an error trying to stat file <insert_1>. Typical reasons for this error are that the file does not exist, or the file name is a symbolic link that is either not valid or results in a pathname that is longer than the maximum path length.

Response

Ensure that the file exists and is available, and that any symbolic links can be resolved in less than 1024 characters, and then retry the operation. If the file location is incorrect, ensure that MOSI_FILEPATH points to the root directory of your WebSphere Message Broker installation. If the problem persists, contact your IBM support center.

BIP8905

Changes the monitoring options of a message flow.

Severity

10 : Warning

Explanation

Syntax:

```
mqschange flowmonitoring brokerName (-e executionGroupName | -g) (-f messageFlow | -j) [-c control] [-m monitoringProfileName]
```

Command Options:

'brokerName' name of the broker

'-e executionGroupName' execution group name

'-g' indicates all execution groups

'-f messageFlow' message flow name

'-j' indicates all message flows

'-c control' starts or stops monitoring: values allowed are 'active' or 'inactive'

'-m monitoringProfileName' specifies the name of the monitoring profile to be used.

BIP8906

Changes the monitoring options of a message flow. Syntax : changeflowmonitoring (,e=ExecutionGroupLabel | ,g=yes) (,f=MessageFlow | ,j=yes) [,c=Control] [,m=monitoringProfileName]

Severity

10 : Warning

Explanation

Command Options

'e' Execution Group name. 'g' indicates all Execution Groups. 'f' Message Flow name. 'j' indicates all Message Flows. 'c' starts or stops monitoring: values allowed are 'active' or 'inactive'. 'm' specifies the monitoring profile name to be used

BIP8907

Verification failed. Unable to verify Java level.

Severity

20 : Error

Explanation

Unable to verify the installed Java level. This error is typically caused by Java not being installed, or a file permissions error.

Response

Ensure Java has been correctly installed, by running the command `java -version`.

If Java has been correctly installed, see the preceding messages for further information about the cause of this failure, and the actions that you can take to resolve it.

BIP8908

Verification failed for <insert_1>. Preceding messages contain further information.

Severity

20 : Error

Response

See preceding messages for further information about the cause of this failure, and the actions that you can take to resolve it.

BIP8909

Displays monitoring settings.

Severity

10 : Warning

Explanation

Syntax:

```
mqsireportflowmonitoring BrokerName ( -e executionGroupName | -g ) ( -f messageFlow | -j )
```

Command Options

'brokerName' name of the broker

'-e executionGroupName' execution group name

'-g' indicates all execution groups

'-f messageFlow' message flow name

'-j' indicates all message flows.

BIP8910

Displays monitoring settings.

Severity

10 : Warning

Explanation

Syntax:

```
mqsireportflowmonitoring ( e=ExecutionGroupLabel | g=yes ) ( ,f=MessageFlow | ,j=yes )
```

Command Options

- 'e' Execution Group name.
 - 'g' indicates all Execution Groups.
 - 'f' Message Flow name.
 - 'j' indicates all Message Flows.
-

BIP8911

Monitoring settings for flow <insert_1> in execution group <insert_2> - On?: <insert_3>, ProfileName: <insert_4>.

Severity

0 : Information

BIP8981

This command creates an object associated with a type of configurable service.

Severity

10 : Warning

Explanation

Syntax:

mqscreateconfigurableservice brokerName -c configurableService -o object (-n name -v value)

Command options:

'brokerName': name of the broker

'-c configurableService': configurable service type used by the broker

'-o object': object name belonging to the configurable service type

'-n name': attribute name

'-v value': attribute value

BIP8982

This command deletes an object name associated with a type of external resource that was previously created using the mqscreateconfigurableservice command.

Severity

10 : Warning

Explanation

Syntax:

mqsdeleteconfigurableservice brokerName -c configurableService -o object

Command options:

'brokerName': name of the broker

'-c configurableService': a type of configurable service used by the broker

'-o object': object name belonging to the type of configurable service

BIP8983

Configurable service object name <insert_1> already exists.

Severity

10 : Warning

Explanation

The user has tried to create a configurable service object name that already exists.

Response

Check the names of the existing configurable services using the mqsireportproperties command. Then modify the external resource object name and reissue the command.

BIP8984

Configurable service object name <insert_1> was not found.

Severity

10 : Warning

Explanation

The user has tried to delete or modify a configurable service object name that does not exist.

Response

Check the names of the existing configurable services using the mqsiereportproperties command. Then modify the external resource object name and reissue the command.

BIP8985

The broker cannot detect the PSMODE for WebSphere MQ queue manager <insert_1>. Return code: <insert_2>.

Severity

0 : Information

Explanation

A failure occurred when the broker queried the Publish Subscribe Mode for WebSphere MQ queue manager <insert_1>.

Response

Ensure that the queue manager is running. Review any other errors that are reported to identify the cause of the problem, then retry the operation.

BIP8986

A failure occurred when the broker tried to update the PSMODE for WebSphere MQ queue manager <insert_1>. Return code: <insert_2>.

Severity

0 : Information

Explanation

The Publish Subscribe Interface (PSMODE) within WebSphere MQ for queue manager <insert_1> is currently set to ENABLED. This setting is incompatible with WebSphere Message Broker in its default configuration. The broker tried to change the PSMODE to COMPATIBILITY but the request failed.

Response

Ensure that the WebSphere MQ command server is running and is able to process PCF requests.

BIP8987

The command server for WebSphere MQ queue manager <insert_1> is not running. Return code: <insert_2>.

Severity

0 : Information

Explanation

The WebSphere MQ command server must be running on the queue manager that hosts a broker. It is currently disabled.

Response

Check the status of the command server and start it if necessary.

BIP8988

The broker cannot detect the version of WebSphere MQ that is installed for queue manager <insert_1>. Return code: <insert_2>.

Severity

0 : Information

Explanation

A failure occurred when the broker queried the version of WebSphere MQ. The queue manager name that hosts the broker is <insert_1>.

Response

Ensure that the queue manager is running. Review any other errors that are reported to identify the cause of the problem, then retry the operation.

BIP8989

The command completed with warnings.

Severity

0 : Information

Explanation

The command completed successfully but generated warnings.

Response

Check the warning messages previously issued by this command.

BIP8995

Please ensure that you have applied CSD 1 for this product prior to using the mqsimigratetables command.

Severity

0 : Information

Explanation

CSD 1 must be applied to this installation of WebSphere Message Broker. Brokers cannot be migrated until the CSD is applied. Configuration Managers can be migrated before the CSD is applied.

Response

Contact your IBM support center for details about CSD availability.

BIP8996

Version: <insert_1>1

Severity

0 : Information

BIP8997

Product: <insert_1>1

Severity

0 : Information

BIP8998

CMVC Level: <insert_1>1

Severity

0 : Information

BIP8999

Build Type: <insert_1>1

Severity

0 : Information

1.9. BIP9000-9999: Runtime components - z/OS and Derby

BIP9001

Memory allocation error in <insert_1> heap for element <insert_2>.

Severity

30 : Severe error

Explanation

An error occurred during the allocation of memory out of heap <insert_1>. The memory was being allocated for element <insert_2>.

Response

Try restarting the component. If the problem persists contact your IBM support center. Provide the message text and a debug trace for further analysis.

BIP9002

Maximum number of threads reached.

Severity

30 : Severe error

Explanation

The maximum number of concurrent threads has been reached.

Response

Try restarting the component. If the problem persists contact your IBM support center. Provide the message text and a debug trace for further analysis.

BIP9003

Maximum number of processes per address space reached.

Severity

30 : Severe error

Explanation

The maximum number of processes per address space has been reached.

Response

Try restarting the component. If the problem persists contact your IBM support center. Provide the

message text and a debug trace for further analysis.

BIP9004

An internal error was detected.

Severity

30 : Severe error

Explanation

An internal error has been detected.

Response

Try restarting the component. If the problem persists contact your IBM support center. Provide the message text and a debug trace for further analysis.

BIP9011

Program not authorized.

Severity

10 : Warning

Explanation

BIPIMAIN is started without sufficient authorization.

Response

Check that the product is correctly installed. If the problem persists contact your IBM support center.

BIP9012

Failed to create named token: <insert_1>. rc= <insert_2>x

Severity

10 : Warning

Explanation

BIPIMAIN cannot create an MVS named token.

Response

There may be system resources limits, or BIPIMAIN is not running with sufficient authority. Check that the product is correctly installed. If the problem persists contact your IBM support center.

BIP9013

WEMPS internal parameter error.

Severity

10 : Warning

Explanation

BIPIMAIN cannot pass the correct parameters to the embedded messaging engine.

Response

Check that the product is correctly installed and configured. If the problem persists contact your IBM support center.

BIP9014

BPX1WAT retcode= <insert_1>x, reasoncode= <insert_2>x

Severity

10 : Warning

Explanation

BIPMAIN obtained system errors when waiting for a process to terminate.

Response

Check that the product is correctly installed and configured. If the problem persists contact your IBM support center.

BIP9101

Invalid start mode <insert_1>.

Severity

10 : Warning

Explanation

The Control Process has been started with a start mode of <insert_1>. If defined, the start mode must be either AUTO or MAN. The parameter <insert_1> is ignored and the Control Process continues to start with start mode AUTO.

Response

Stop the component and restart the component with a valid start mode of either AUTO or MAN.

BIP9102

The component key start parameter is too long.

Severity

40 : Stop Error

Explanation

The component is started with a component key defined at customization time. This key, provided to the Control Process as the first parameter, is too long to be a component key. The component stops.

Response

Use the customized started task procedure to start the component. If you are using the generated started task procedure, check your customization and define a valid component key.

BIP9103

The component name is not provided.

Severity

40 : Stop Error

Explanation

The component name is retrieved from the environment. The value of variable MQSI_COMPONENT_NAME is either not defined or is empty. The component stops.

Response

Use the customized started task procedure to start the component. If you are using the generated started task procedure, check your customization and define a valid component name.

BIP9104

The component name is too long.

Severity

40 : Stop Error

Explanation

The component name is retrieved from the environment. The value of variable MQSI_COMPONENT_NAME is too long for a component name. Correct the name of the component and restart the program. The component stops.

Response

Use the customized started task procedure to start the component. If you are using the generated started task procedure, check your customization and define a valid component name.

BIP9105

The component name is too long.

Severity

40 : Stop Error

Explanation

The component name is retrieved from the command line. The value is too long for a component name. The Component stops.

Response

Check your customization for the correct component name, correct the command and retry it.

BIP9106

Mandatory program parameter missing.

Severity

40 : Stop Error

Explanation

The component was started without any parameters when at least the component key is required. The component stops.

Response

Use the customized started task procedure to start the component.

BIP9107

Registry not found.

Severity

40 : Stop Error

Explanation

The program tried to find the path to its registry. To find the registry the environment variable MQSI_REGISTRY is evaluated. This variable does not exist, is empty, or is too long. The program stops.

Response

Use the customized started task procedure to start the component. If you are using the generated started task procedure, check your customization for valid definitions.

BIP9108

Broker service value is <insert_1>.

Severity

0 : Information

Explanation

The broker service value is shown. This value may be used by IBM support to assist in the diagnosis of problems.

Response

No action required. You may be asked to supply this value to IBM support during problem determination.

BIP9120

Registration of WebSphere Message Broker service to OS/390 Automatic Restart Management failed.

Severity

20 : Error

Explanation

Macro IXCARM returned an error while registering WebSphere Message Broker service to OS/390 Automatic Restart Management.

Response

Check the product trace for the return codes from macro IXCARM and resolve the problems indicated. (See OS/390 MVS Sysplex Services Reference).

BIP9121

Indicate readiness for WebSphere Message Broker service to OS/390 Automatic Restart Management failed.

Severity

20 : Error

Explanation

Macro IXCARM returned an error while registering WebSphere Message Broker service to OS/390 Automatic Restart Management.

Response

Check the trace for return codes from macro IXCARM and resolve the problems indicated. (See OS/390 MVS Sysplex Services Reference)

BIP9122

Deregister of WebSphere Message Broker service from OS/390 Automatic Restart Management failed.

Severity

20 : Error

Explanation

Macro IXCARM returned an error while deregistering WebSphere Message Broker service from OS/390 Automatic Restart Management.

Response

Check the trace for the return codes from macro IXCARM and resolve the problems indicated. (See OS/390 MVS Sysplex Services Reference).

BIP9131

Unable to register as a resource manager with RRS: return code=<insert_1>.

Severity

30 : Severe error

Explanation

The Execution Group was unable to register as a resource manager with RRS because the CRGGRM call failed with the indicated return code.

Response

Investigate why the resource manager registration service has failed. Use the system log messages together with your resource recovery documentation to determine the source of the problem. Correct the problem and restart the broker. Contact your IBM support center if you are unable to determine the cause of the problem.

BIP9132

Unable to set RRS exit information: return code=<insert_1>1

Severity

30 : Severe error

Explanation

The Execution Group was unable to set its RRS exit information because the CRGSEIF call failed with the indicated return code.

Response

Investigate why the exit information service has failed. Use the system log messages together with your resource recovery documentation to determine the source of the problem. Correct the problem and restart the broker. Contact your IBM support center if you are unable to determine the cause of the problem.

BIP9133

Unable to deregister as an RRS resource manager: return code=<insert_1>.

Severity

10 : Warning

Explanation

The execution group was unable to deregister as an RRS resource manager because the CRGDRM call failed with the indicated return code.

Response

The execution group is automatically deregistered when the broker has ended, or when RRS has been stopped. Investigate why the service has failed: use the system log messages together with your resource recovery documentation to determine the source of the problem. Correct the problem and restart the broker. Contact your IBM support center if you are unable to determine the cause of the problem.

BIP9134

Unable to begin an RRS context: return code=<insert_1>.

Severity

30 : Severe error

Explanation

The Execution Group was unable to begin an RRS context because the CTXBEGC call failed with the indicated return code.

Response

Investigate why the begin context service has failed. Use the system log messages together with your resource recovery documentation to determine the source of the problem. Correct the problem and restart the broker. Contact your IBM support center if you are unable to determine the cause of the

problem.

BIP9135

Unable to switch RRS context: return code <insert_1>.

Severity

30 : Severe error

Explanation

The Execution Group was unable to switch to an RRS context because the CTXSWCH call failed with the indicated return code.

Response

Investigate why the switch context service has failed. Use the system log messages together with your resource recovery documentation to determine the source of the problem. Correct the problem and restart the broker. Contact your IBM support center if you are unable to determine the cause of the problem.

BIP9136

Unable to end an RRS context: return code=<insert_1>.

Severity

10 : Warning

Explanation

The Execution Group was unable to switch to an RRS context because the CTXSWCH call failed with the indicated return code.

Response

The context will be automatically ended when the task has ended or RRS has been stopped. Investigate why the service has failed. Use the system log messages together with your resource recovery documentation to determine the source of the problem. Correct the problem and restart the broker. Contact your IBM support center if you are unable to determine the cause of the problem.

BIP9137

Successful registration with RRS as resource manager <insert_1>.

Severity

0 : Information

Explanation

The Execution Group has successfully registered itself as a resource manager with RRS and its name, <insert_1> has been logged.

Response

No user action required.

BIP9139

Unable to set RRS environment: return code=<insert_1>.

Severity

30 : Severe error

Explanation

The Execution Group was unable to set its RRS environment because the CRGGRM call failed with the indicated return code.

Response

Investigate why the call to the set environment service has failed. Use the system log messages together with your resource recovery documentation to determine the source of the problem. Correct the problem and restart the broker. Contact your IBM support center if you are unable to determine the cause of the problem.

BIP9140

OS/390 Automatic Restart Management Interface returned an error to the WebSphere Message Broker service while <insert_1>.

Severity

20 : Error

Explanation

OS/390 Automatic Restart Management Interface returned an error.

Response

Check the trace for further information.

BIP9141

The component was started.

Severity

0 : Information

Explanation

WebSphere Message Broker component (Broker, Configuration Manager or UserNameServer) service was started.

Response

No user action required.

BIP9142

The component has stopped.

Severity

0 : Information

Explanation

WebSphere Message Broker component (Broker, Configuration Manager or UserNameServer) service has stopped.

Response

No user action required.

BIP9143

WebSphere Message Broker service detected that <insert_1> is already running.

Severity

10 : Warning

Explanation

The WebSphere Message Broker service detected that an instance of <insert_1> is already running. No new instance was started.

Response

No user action required.

BIP9144

WebSphere Message Broker stopped abnormally.

Severity

30 : Severe error

Explanation

WebSphere Message Broker service detected an unrecoverable error which has caused an abnormal stop.

Response

No user action required.

BIP9145

A Mandatory parameter for starting the component is missing.

Severity

30 : Severe error

Explanation

A start parameter for the Control Process was not provided. The first parameter is mandatory. The component stops.

Response

Use the customized procedure to restart the component. If you have already used the customized procedure check the customization log for any errors and correct them.

BIP9146

Invalid length of a mandatory start parameter.

Severity

30 : Severe error

Explanation

The component is started with an invalid component name or component key. The length of one of these parameters is not valid. The component stops.

Response

Check your customization and correct the required parameter.

BIP9147

Beta program expired.

Severity

20 : Error

Explanation

The time for beta testing has expired. The component stops.

Response

Contact your IBM support center.

BIP9160

<insert_1> does not exist.

Severity

20 : Error

Explanation

The named directory (ComponentDir) does not exist.

Response

Supply a valid directory name for the ComponentDir.

BIP9161

<insert_1> is an invalid brokername.

Severity

20 : Error

Explanation

The name for a broker is invalid. The broker must contain up to 64 characters and must not contain special characters.

Response

Change the name for the broker.

BIP9162

<insert_1> already set, check the options and arguments.

Severity

20 : Error

BIP9163

Wrong argument for option <insert_1> submitted.

Severity

20 : Error

Explanation

Change the argument for option <insert_1>.

BIP9164

<insert_1> must be in range <insert_2>.

Severity

20 : Error

BIP9165

Mandatory parameter <insert_1> is missing.

Severity

20 : Error

BIP9166

<insert_1> invalid or missing parameter.

Severity

20 : Error

Explanation

Either invalid parameters have been entered or parameters are missing.

Response

Rerun the command with the -h option to get help about the syntax.

BIP9167

Environment variable <insert_1> already exists in ENVFILE.

Severity

20 : Error

Explanation

The subject environment variable from the Environment Variable Section in mqsicompcif cannot be processed.

Possible causes:

1. The environment variable is internally used by WBIMB for z/OS.
2. The environment variable has been specified multiple times in mqsicompcif.

It is not allowed to replace environment variables internally used by WBIMB for z/OS or to specify the same environment variable multiple times.

The customization process is terminated.

Response

Remove the named environment variable from the Environment Variable Section in mqsicompcif.
Run mqsicustomize again.

BIP9168

<insert_1> is not empty, a component already exists.

Severity

10 : Warning

Explanation

The component you are about to create already exists. Delete the component if you want to reuse the ComponentDir or specify a new ComponentDir.

Response

Specify a valid ComponentDir.

BIP9169

Copy <insert_1>...

Severity

0 : Information

Explanation

The named file is copied from the installation path to the component HFS.

Response

No user action required.

BIP9170

<insert_1> could not be found.

Severity

20 : Error

Explanation

The named file could not be found in the installation path.

Response

Check whether mqsicreatebroker. or mqsicreateusernameeserver. have been invoked from the correct WebSphere Message Broker installation path.

BIP9171

Installation Path is : <insert_1>1
Component Name is : <insert_2>2
Component Path is : <insert_3>3
Queue Manager Name is : <insert_4>4
UNS Queue Manager Name is : <insert_5>5
Configuration Timeout is : <insert_6>6
Configuration Timeout Delay is : <insert_7>7
Statistics Major Interval is : <insert_8>8
Publish/Subscribe Access Control enabled : <insert_9>9
Refresh component specified : <insert_10>0

Severity

0 : Information

BIP9172

Installation Path is : <insert_1>1
Component Path is : <insert_2>2
Queue Manager Name is : <insert_3>3
Refresh Interval is : <insert_4>4
Protocol Authorization source is : <insert_5>5
Use authorization services library : <insert_6>6
Refresh component specified : <insert_7>7

Severity

0 : Information

BIP9173

Component <insert_1> created successfully.

Severity

0 : Information

Explanation

mqsicreatebroker. or mqsicreateusernameeserver. ended successfully.

Response

No user action required.

BIP9174

Component <insert_1> not created.

Severity

20 : Error

Explanation

mqsicreatebroker. or mqsicreateusernameeserver. ended with an error. See previous messages for further explanation.

Response

Examine previous error messages to find out the required actions.

BIP9177

About to attempt creation of Component <insert_1>1

Severity

0 : Information

BIP9178

<insert_1> cannot be deleted.

Severity

20 : Error

Explanation

The named directory (ComponentDir) cannot be deleted because: 1. The directory does not exist. 2. You are not authorized to delete the directory.

Response

Make sure the directory to be deleted exists and you have the authorization to delete it.

BIP9179

<insert_1> deleted successfully.

Severity

0 : Information

Explanation

The named directory (ComponentDir) has been deleted.

Response

No user action required.

BIP9180

mqsicreatebroker. command help.

Severity

0 : Information

Explanation

Syntax: mqsicreatebroker. brokername -c ComponentDir -q QueueManagerName [-s
UserNameServerQueueManagerName [-j]] [-g ConfigurationTimeout] [-k
ConfigurationTimeoutDelay] [-v StatisticsMajorInterval]
Command Options
-c path to the directory where the broker will be created.
-q the WebSphere MQ Queue Manager that the broker should use.

Optional

- s the WebSphere MQ Queue Manager of the UserNameServer.
 - j (when present indicates that Publish/Subscribe access control is to be enabled.)
 - g Configuration Timeout in seconds.
 - k Configuration Delay Timeout in seconds.
 - v Statistics Major Interval in minutes .
-

BIP9182

All parameters correct? (Y|y) or (N|n)?

Severity

0 : Information

BIP9185

Directory <insert_1> does not exist.

Severity

20 : Error

Explanation

The validation routine mqsichecksetup failed because the named directory does not exist.

Response

Check whether mqsicreatebroker. or mqsicreateusername server. has been executed from the correct installation directory. Check whether the CIF entries are valid for your installation. Correct the error and run the customization again.

BIP9186

File <insert_1> does not exist.

Severity

20 : Error

Explanation

The validation routine mqsichecksetup failed because the named file does not exist.

Response

Check whether mqsicreatebroker. or mqsicreateusername server. has been executed from the correct installation directory. Correct the error and run the customization again.

BIP9187

Customization step is incomplete or failed with message <insert_1>.

Severity

10 : Warning

Explanation

The validation routine mqsichecksetup failed because the log file indicates that some of the installation steps did not complete successfully.

Response

Check the log file <ComponentDir>/output/Customizelog for further information. Correct the error and run the customization again.

BIP9188

The contents of the registry do not correspond to the information in the CIF.

Severity

20 : Error

Explanation

The contents of the registry are determined by some CIF keys. The current layout of the registry does not match the information in the CIF.

Response

Check <ComponentDir>/output/cvpslog for further messages. Correct the error and run the customization again.

BIP9189

The contents of the ENVFILE do not correspond to the information in the CIF.

Severity

20 : Error

Explanation

The contents of the ENVFILE are determined by some CIF keys. The current layout of the ENVFILE does not match the information in the CIF.

Response

Check <ComponentDir>/output/cvpslog for further messages. Correct the error and run the customization again.

BIP9190

The contents of file dsnaoini do not correspond to the information in the CIF.

Severity

20 : Error

Explanation

The contents of file dsnaoini are determined by some CIF keys. The current layout of the dsnaoini file does not match the information in the CIF.

Response

Check <ComponentDir>/output/cvpslog for further messages. Correct the error and run the customization again.

BIP9191

The required fixed settings in the dsnaoini file are invalid.

Severity

20 : Error

Explanation

Some settings in the dsnaoini file are preset and must not be changed. These settings appear to be invalid.

Response

Check <ComponentDir>/output/cvpslog for further messages. Correct the error and run the customization again.

BIP9192

Name of Started Task <insert_1> is invalid.

Severity

10 : Warning

Explanation

Started Task Name must not be longer than 7 characters and must not start with BIP.

Response

Specify a valid name.

BIP9193

Duplicate or missing tag <insert_1> in mqsicompCIF.

Severity

20 : Error

Explanation

The subject tag is either missing or duplicate in mqsicompCIF.

Possible cause:

1. The mqsicompCIF in the component directory is corrupted.

The customization process is terminated.

Response

Correct the error or get a fresh copy of mqsicompCIF from installation_directory/template/data.

Run mqsicustomize again.

BIP9194

mqsicustomize command help.

Severity

0 : Information

Explanation

Syntax: mqsicustomize [-R der]

Use the mqsicustomize command, without options, to customize the component.

The following command options are available:

-R d to reset locks, log, files and errors directory.

-R e to reset ENVFILE and dsnaoini if the component is a broker.

-R r to reset the registry.

These options can be combined, for example mqsicustomize -R der.

BIP9195

WebSphere Message Broker Customization Verification of HFS resources started.

Severity

0 : Information

Explanation

The customization verification of HFS resources started successfully. The layout and contents of the <ComponentDir> directory tree structure are being verified.

Response

No user action required.

BIP9196

WebSphere Message Broker Customization Verification Setup check ended with errors.

Severity

20 : Error

Explanation

The validation routine mqsichecksetup failed because an error has been detected in the customization of the component.

Response

Check <ComponentDir>/output/cvpslog for further messages. Correct the error and run the customization again.

BIP9197

WebSphere Message Broker Customization Verification Setup check ended with warnings.

Severity

10 : Warning

Explanation

The validation routine mqsichecksetup ended with warnings. The customization of the component might be incomplete.

Response

Check <ComponentDir>/output/cvpslog for further messages, additional actions might be necessary.

BIP9198

WebSphere Message Broker Customization Verification Setup check was successful.

Severity

0 : Information

Explanation

The Customization Verification Program did not report any problems with the current customization.

Response

No user action required.

BIP9199

Successful command completion.

Severity

0 : Information

Explanation

The command ended successfully.

Response

No user action required.

BIP9201

Update to Java version 1.3 or higher.

Severity

20 : Error

BIP9202

Creating directory <insert_0>/registry/<insert_1>.

Severity

0 : Information

Explanation

The named directory is being created.

Response

No user action required.

BIP9203

Creating registry for component <insert_1>.

Severity

0 : Information

Explanation

The registry and its keys will be created for the named component.

Response

No user action required.

BIP9204

Found begin tag <insert_1> after end tag <insert_2> in mqsicompCIF.

Severity

20 : Error

Explanation

The subject tags show up in the wrong sequence in mqsicompCIF.

Possible cause:

1. mqsicompCIF in the component directory is corrupted.

The customization process is terminated.

Response

Correct the error or get a fresh copy of mqsicompCIF from installation_directory/template/data.

Run mqsicustomize again.

BIP9205

Processing <insert_1>.

Severity

0 : Information

Explanation

This message shows the current processing step of mqsicustomize.

BIP9206

Length of at least one entry in <insert_1> exceeds <insert_2> characters.

Severity

20 : Error

Explanation

Possible cause:

1. mqsicompcif in the component directory is corrupted.
The customization process is terminated.

Response

Correct the error or get a fresh copy of mqsicompcif from installation_directory/template/data.
Run mqsicustomize again.

BIP9207

<insert_1> in mqsicompcif is empty.

Severity

20 : Error

Explanation

No entries were found in the subject section. This section must contain at least one entry.

Possible cause:

1. mqsicompcif in the component directory is corrupted.
The customization process is terminated.

Response

Correct the error or get a fresh copy of mqsicompcif from installation_directory/template/data.
Run mqsicustomize again.

BIP9208

//BIPXXXXX JOB not found in first line of Job Card Section.

Severity

20 : Error

Explanation

The first entry in the Job Card Section must contain //BIPXXXXX JOB at the beginning.

Possible cause:

1. mqsicompcif in the component directory is corrupted.
The customization process is terminated.

Response

Correct the error or get a fresh copy of mqsicompcif from installation_directory/template/data.
Run mqsicustomize again.

BIP9209

Registry for component <insert_1> created successfully.

Severity

0 : Information

Explanation

The registry and its keys have been created for the named component.

Response

No user action required.

BIP9210

Creating DB2/MQ job for test systems.

Severity

0 : Information

Explanation

The job for setting up DB2 and MQ for test systems is being created.

Response

No user action required.

BIP9211

Component Anchor directory <insert_0> deleted.

Severity

0 : Information

Explanation

The named directory has been deleted by a customization step.

Response

No user action required.

BIP9213

There are no files to copy, please execute mqsicustomize first.

Severity

0 : Information

Explanation

The files to be copied by this step do not exist. This indicates that the mqsicustomize step has been omitted.

Response

Execute mqsicustomize, then run this step again.

BIP9216

<insert_1> could not be found.

Severity

20 : Error

Explanation

The named file could not be found in the <INSTPATH>/template/cntl directory.

Response

Check if the correct file name has been specified.

BIP9217

mqsicustomize for component <insert_1> ended successfully.

Severity

0 : Information

Explanation

Customization for a broker or UserNameServer completed successfully.

Response

No user action required.

BIP9218

<insert_0> job exists. Copy process stopped.

Severity

0 : Information

Explanation

The named job already exists. It will not be replaced.

Response

Delete the already existing job.

BIP9219

mqsicustomize for component <insert_1> ended unsuccessfully.

Severity

30 : Severe error

Explanation

Customization for a broker or UserNameServer completed unsuccessfully.

Response

Check customization log for further information.

BIP9220

An error occurred while retrieving time zone information.

Severity

30 : Severe error

Explanation

The broker was unable to retrieve the current time zone.

Response

Check that the 'TZ' CIF key has been set correctly for your time zone and rerun the customization for this broker.

BIP9240

An internal error occurred starting a DataFlowEngine address space, returncode <insert_1>, reasoncode <insert_2>.

Severity

20 : Error

Explanation

An internal error occurred processing a shared memory segment whilst starting a DataFlowEngine address space. <insert_1> and <insert_2> are returned from a shared memory segment function call.

Response

Investigate the return and reason code as to the cause of the problem. See z/OS UNIX System Services Programming Assembler Callable Services Reference and z/OS UNIX System Services Messages and Codes. In some cases, errors can occur because the shared memory segment system values

IPCSHMNIDS, IPCSHMSPAGES, IPCSHMMPAGES, IPCSHMNSEGS and MAXSHAREPAGES are incorrectly set. The command DISPLAY OMVS,L displays these system values, and they can be changed dynamically using SETOMVS. See z/OS UNIX System Services Planning for further information. Contact your IBM support center if you are unable to determine the cause of the problem.

BIP9241

An internal error occurred with a DataFlowEngine address space, returncode <insert_1>, reasoncode <insert_2>.

Severity

20 : Error

Explanation

An internal error occurred processing a semaphore whilst starting or stopping a DataFlowEngine address space. <insert_1> and <insert_2> are returned from a semaphore function call.

Response

Investigate the return and reason code as to the cause of the problem. See z/OS UNIX System Services Programming Assembler Callable Services Reference and z/OS UNIX System Services Messages and Codes. In some cases, errors can occur because the semaphore system values IPCSEMNIDS, IPCSEMNOPS and IPCSEMNSEMS are incorrectly set. The command DISPLAY OMVS,L displays these system values, and they can be changed dynamically using SETOMVS. See z/OS UNIX System Services Planning for further information. Contact your IBM support center if you are unable to determine the cause of the problem.

BIP9242

An internal error occurred whilst creating a DataFlowEngine address space, returncode <insert_1>, reasoncode <insert_2>.

Severity

20 : Error

Explanation

An internal error occurred whilst creating a DataFlowEngine address space. <insert_1> and <insert_2> are returned from the ASCRE MVS macro call.

Response

Investigate the return and reason code as to the cause of the problem. See z/OS MVS Programming Authorized Assembler Services Reference , Volume 1. Check the broker's started task JCL for correctness, as this JCL is also required to start DataFlowEngine address spaces. Contact your IBM support center if you are unable to determine the cause of the problem.

BIP9243

An internal error occurred whilst starting a DataFlowEngine address space, length of execution group label is <insert_1>, maximum is <insert_2>.

Severity

20 : Error

Explanation

An internal error occurred whilst starting a DataFlowEngine address space. The length of an execution group label is limited to <insert_2> when passed to the DataFlowEngine address space. The length of the execution group label is <insert_1>.

Response

Reduce the length of the execution group label to less than <insert_2> and redeploy. Contact your IBM support center if you are unable to determine the cause of the problem.

BIP9244

An internal error occurred whilst spawning process DataFlowEngine or bipservice, returncode <insert_1>, reasoncode <insert_2>.

Severity

20 : Error

Explanation

An internal error occurred whilst spawning an internal executable program. <insert_1> and <insert_2> were returned from the BPX1SPN USS macro call.

Response

Investigate the return and reason code as to the cause of the problem. See z/OS USS Programming Assembler Callable Services Reference. Check the broker's started task JCL for correctness, as this JCL determines the path for the programs to be spawned. Contact your IBM support center if you are unable to determine the cause of the problem.

BIP9245

Process DataFlowEngine or bipservice returned: returncode <insert_1>.

Severity

0 : Information

Explanation

The internal process has ended, returning the value <insert_1>.

Response

If the return code is 0 the process has ended normally. Any other return code may indicate a POSIX signal, or a 'fail' return. Contact your IBM support center if there is an undetermined problem.

BIP9246

An internal error occurred whilst waiting on process DataFlowEngine or bipservice, returncode <insert_1>, reasoncode <insert_2>.

Severity

20 : Error

Explanation

An internal error occurred whilst waiting for an internal process. <insert_1> and <insert_2> were returned from the BPX1WAT USS macro call.

Response

Investigate the return and reason code as to the cause of the problem: see z/OS USS Programming Assembler Callable Services Reference. Check the broker's started task JCL for correctness. Contact your IBM support center if you are unable to determine the cause of the problem.

BIP9250

SMF is not collecting record type 117, subtype <insert_1>.

Severity

0 : Information

Explanation

WBIMB attempted to write a statistics record type 117, subtype <insert_1> to SMF. However, SMF is not collecting this record type/subtype.

Response

Change SMF to start collecting WBIMB statistics record type 117, subtype <insert_1>. A restart of WBIMB is not necessary.

BIP9251

An error occurred writing record type 117, subtype <insert_1> to SMF, errorcode <insert_2>, reasoncode <insert_3>.

Severity

20 : Error

Explanation

An error occurred writing a WBIMB statistics record type 117, subtype <insert_1> to SMF.

Response

Investigate the error and reason code as to the cause of the problem. See z/OS C/C++ Run-Time Library Reference for possible errors from the _smf_record() function. Contact your IBM support center if you are unable to determine the cause of the problem.

BIP9252

An Internal warning occurred while Registering for Event Notification, Return Code <insert_1> Reason Code <insert_2>2

Severity

10 : Warning

Explanation

Event Notification reason codes 4 Unable to obtain storage from CSA. 8 Unable to load the ENF exit into the system. 12 Failed to Register with ENF. 16 Unable to find Global anchor block when Registering for ENF.

Response

Investigate the reason code as to the cause of the problem. 4 Check there is storage available. 8 Check the Dataset containing the exit BIPS7ENF can be found.

BIP9253

An internal warning was issued during deregistration from event notification (ENF), return code <insert_1> reason code <insert_2>.

Severity

10 : Warning

Explanation

Event notification reason codes:
4 Failed to deregister from ENF.
8 Unable to release the anchor block.
12 Failed to remove the ENF exit.

Response

Investigate the reason code to determine the cause of the problem.

BIP9260

Memory allocation failed in component <insert_1>.

Severity

10 : Warning

Explanation

Memory allocation error. The requested memory could not be provided. The component stops.

Response

No user action required.

BIP9270

The address space of execution group <insert_1>, which has a UUID of <insert_2>, has been set to be non-swappable.

Severity

0 : Information

Explanation

A request to run the above execution group in a non-swappable address space has succeeded.

Response

No user action required.

BIP9271

Address space of execution group <insert_1> (UUID <insert_2>) has not been set to non-swappable. Errno: <insert_3> Call: <insert_4>, <insert_5>5

Severity

10 : Warning

Explanation

A request to run the above execution group in a non-swappable address space, as per broker configuration, has failed.

Response

See the above errno for possible cause. Your broker started task ID may need access to the BPX.STOR.SWAP class facility.

BIP9272

The DataFlowEngine process has registered SMF 89 subtype 1 record collection. Return code <insert_1>.

Severity

0 : Information

Explanation

The DataFlowEngine process made a request to the IFAUSAGE macro to register SMF 89 subtype 1 record collection. The IFAUSAGE macro returned <insert_1>.

Response

If the return code from IFAUSAGE is 0 then the DataFlowEngine process successfully registered SMF 89 subtype 1 record collection. Any other return code is described in the MVS System Management Facilities manual. Contact your IBM support center if you are unable to determine the cause of the problem.

BIP9273

The DataFlowEngine process has deregistered SMF 89 subtype 1 record collection. Return code <insert_1>.

Severity

0 : Information

Explanation

The DataFlowEngine process made a request to the IFAUSAGE macro to deregister SMF 89 subtype 1 record collection. The IFAUSAGE macro returned <insert_1>.

Response

If the return code from IFAUSAGE is 0 then the DataFlowEngine process successfully deregistered SMF 89 subtype 1 record collection. Any other return code is described in the MVS System Management Facilities manual. Contact your IBM support center if you are unable to determine the cause of the problem.

BIP9281

Failure retrieving the internal RRS Resource Manager Name: return code=<insert_1>.

Severity

30 : Severe error

Explanation

This is an internal error.

Response

Contact your IBM support center.

BIP9282

Unable to retrieve the current RRS context token: return code=<insert_1>.

Severity

30 : Severe error

Explanation

The Execution Group was unable to retrieve the current RRS context token because the CTRCC call failed with the indicated return code.

Response

Investigate why the call to the retrieve current context service has failed. Use the system log messages together with your resource recovery documentation to determine the source of the problem. Correct the problem and restart the broker. Contact your IBM support center if you are unable to determine the cause of the problem.

BIP9283

Unable to set context with MQ on queue manager <insert_1>: MQCC=<insert_2>; MQRC=<insert_3>.

Severity

30 : Severe error

Explanation

The Execution Group was unable to set its context with MQ for the connection to queue manager <insert_1>.

Response

Use the system log messages together with your resource recovery documentation to determine the source of the problem. Correct the problem and restart the broker. Contact your IBM support center if you are unable to determine the cause of the problem.

BIP9801

No supported database product found.

Severity

0 : Information

Explanation

The requested database was not created because a supported database product could not be found.

Response

Please check your database product installation.

BIP9802

A database of name <insert_1> already exist.

Severity

10 : Warning

Explanation

No action taken.

Response

Use a unique name for the database you are creating.

BIP9803

The requested database engine <insert_1> could not be found.

Severity

10 : Warning

Explanation

The database engine specified can not be used.

Response

Please specified a different database engine.

BIP9804

No database of name <insert_1> found, no action taken.

Severity

10 : Warning

Explanation

The database name specified could not be found. The requested command action was aborted.

Response

Please check the database name supplied.

BIP9805

A Cloudscape Network Server is already running on port number <insert_1>

Severity

10 : Warning

Explanation

The Cloudscape Network Server can only accept database connections on a single TCP/IP Port.

Response

Please use the existing Cloudscape Network Server running on port number <insert_1>. Or delete all the existing Derby databases, then re-run this command to create a new Cloudscape Network Server running on the port number <insert_2>.

BIP9806

The IBM Cloudscape Network Server on Port number <insert_1>, has started.

Severity

0 : Information

BIP9807

The IBM Cloudscape Network Server on Port number <insert_1>, has been shutdown.

Severity

0 : Information

BIP9808

The <insert_1> database files could not be deleted.

Severity

10 : Warning

Explanation

The folder and the files that were created by the Apache Derby database cannot be removed.

Response

Stop the DatabaseInstanceMgr component, then manually remove the folder and files for the <insert_1> database from: <insert_2>2

BIP9809

Creating <insert_2> Database <insert_1>, this may take a while.

Severity

0 : Information

BIP9810

The DatabaseInstanceMgr service could not be found.

Severity

20 : Error

Explanation

The Windows service with the name <insert_1> could not be <insert_2>

Response

Please check the event log for any addition error messages.

BIP9811

The DatabaseInstanceMgr service already exists.

Severity

10 : Warning

Explanation

The Windows service with the name <insert_1> already exists.

BIP9812

The IBM Cloudscape Network Server failed to start

Severity

20 : Error

Explanation

The CNS running on port number <insert_1> could not be started.

Response

Please check that no other program is using the port number <insert_1>. Also check that the user id associated with the DatabaseInstanceMgr service has the correct permissions.

BIP9813

The DatabaseInstanceMgr timed out when running an external command.

Severity

20 : Error

Explanation

The DatabaseInstanceMgr executed an external command to modify a database system. This was unsuccessful due to the command taking too long to finish.

Response

Check that the database system which the command is trying to invoke is working correctly.

BIP9814

<insert_1> - <insert_2> - <insert_3>3

Severity

0 : Information

BIP9815

The supplied database name <insert_1> is too many characters in length.

Severity

10 : Warning

Explanation

The maximum length of a database name is <insert_2> characters. The supplied name is <insert_3> characters long.

Response

Re-issue this command with a database name which is less than or equal to <insert_2> character long.

BIP9816

Multiple Database types detected, defaulting to <insert_1>.

Severity

0 : Information

BIP9817

The DB2 database engine was used to create the <insert_1> database.

Severity

0 : Information

BIP9818

IBM Cloudscape/Apache Derby was used to create the <insert_1> database.

Severity

0 : Information

BIP9819

Creates a database for use with a Broker

Severity

0 : Information

Explanation

Syntax:

mqscreatedb databaseName [-i serviceUserID -a servicePassword] [-p portNumber] [-e dbType] [-u dbUserID]]

Command options:

'databaseName' the name of the database to be created

Optional:

'-i serviceUserID' the user ID that the DatabaseInstanceMgr should run under

'-a servicePassword' the password for the DatabaseInstanceMgr user ID

'-p portNumber' the port number the DatabaseInstanceMgr should use (default=1527)

'-e dbType' the database type to use, currently supported: 'DB2' or 'Derby'

'-u dbUserID' (DB2 only) grant database access to this user ID.

BIP9820

Deletes a database created by mqscreatedb.

Severity

0 : Information

Explanation

Syntax:

mqsdeletedb [databaseName] [-d DeleteAllDatabases]

Command Options:

'databaseName' is the name of the database to be deleted

'-d DeleteAllDatabases' will delete ALL the existing databases that were created with mqscreatedb

BIP9821

Changes a Database Instance Manager's configuration.

Severity

0 : Information

Explanation

Syntax:

mqsichangedbimgr -a ServicePassword < -i ServiceUserId >

Command Options:

'i' the userid that the Database Instance Manager should run under.

'a' the password for the Database Instance Manager userid.

BIP9822

This msg is not in use.

Severity

0 : Information

Explanation

A longer explanation of the basic message text And do not forget to update the severity field on line 3 above. Valid values are 0=info, 10=warn, 20=recoverableError, 30=unrecoverableError

Response

Document here what the user should do when the message is received

BIP9823

Rolling back creating Database <insert_1>.

Severity

0 : Information

BIP9824

Creating the DatabaseInstanceMgr Service Component.

Severity

0 : Information

BIP9825

Creating the ODBC Data Source name <insert_1>.

Severity

0 : Information

BIP9826

Removing the DatabaseInstanceMgr Service Component.

Severity

0 : Information

BIP9827

Removing the ODBC Data Source name <insert_1>.

Severity

0 : Information

BIP9828

Connecting to the Cloudscape Network Server on port <insert_1>.

Severity

0 : Information

BIP9829

Cataloguing the <insert_2> database <insert_1>.

Severity

0 : Information

BIP9830

Deleting the <insert_2> Database <insert_1>.

Severity

0 : Information

BIP9831

Uncataloging the DatabaseInstanceMgr (Cloudscape Network Server) component.

Severity

0 : Information

BIP9832

Starting the DatabaseInstanceMgr Service Component.

Severity

0 : Information

BIP9833

Stopping the DatabaseInstanceMgr Service Component.

Severity

0 : Information

BIP9834

Can not create the DatabaseInstanceMgr service, a serviceUserID is required.

Severity

10 : Warning

Explanation

The DatabaseInstanceMgr service could not be created because a serviceUserID was not provided. The requested command action was aborted.

Response

Please supply a valid serviceUserID and servicePassword, via the -i and -a parameters.

BIP9835

The DB2 batch command failed with the error code SQLSTATE=<insert_2>.

Severity

20 : Error

Explanation

The database <insert_1> could not be created/deleted. The error code SQLSTATE=<insert_2> was returned from the DB2 batch command. All preceding steps have been rolled back.

Response

Fix the problem indicated by the SQLSTATE code and reissue the command.

BIP9836

The DB2 batch command has failed when creating the database <insert_1>.

Severity

30 : Severe error

Explanation

The output file from the DB2 batch command does not exist. All preceding steps have been rolled back.

Response

Please check that DB2/DB2 RunTime Client has been installed correctly.

BIP9837

Shutting down the <insert_2> Database <insert_1>.

Severity

0 : Information

BIP9838

Granting access to the <insert_2> Database <insert_1> for userid <insert_3>.

Severity

0 : Information

BIP9839

Failed to grant access to the <insert_2> Database <insert_1> for userid <insert_3>.

Severity

10 : Warning

BIP9840

The DatabaseInstanceMgr failed to execute an external command.

Severity

20 : Error

Explanation

The DatabaseInstanceMgr executed an external command to modify a database system. This was unsuccessful due to an unknown error in the database system being used.

Response

Check that the database system which the command is trying to invoke is working correctly.

BIP9841

DatabaseInstanceMgr <insert_1> (Version <insert_2>.<insert_3>) specified for migration.

Severity

0 : Information

BIP9842

The PATH environment variable does not contain the path to the <insert_1> ODBC driver and database installation location. The requested database cannot be created or deleted if this variable is not set.

Severity

30 : Severe error

Explanation

If the PATH environment variable is not set correctly to include the path to the installed ODBC drivers and database product, the requested database cannot be created or deleted.

Response



If the database product has been installed since you last rebooted the computer, restart the mqsi command console and execute this command again. Alternatively, check that the PATH environment variable has been correctly set to include the path to the installed database product or, if you are using Derby, to the ODBC driver installation location.


2. Diagnostic messages: Toolkit

The diagnostic messages for the toolkit are listed in the following groups:

- [BIP0000-0999: Toolkit](#)
- [BIP01000-01999: Broker archive](#)

[Notices](#) | [Trademarks](#) | [Downloads](#) | [Library](#) | [Support](#) | [Feedback](#)

 Copyright IBM Corporation 1999, 2008. All Rights Reserved.
 Last updated : 2008-06-16 09:31:52

ay66002_ |  reference topic | **Version 6.1.0.2**
<http://127.0.0.1:2458/help/advanced/print.jsp>

2.1. BIP0000-0999: Toolkit

BIP0095

SCRIBBLE subscriber has stopped receiving messages.

BIP0110

An Internal Error has occurred.

Severity

20 : Error

BIP0111

An error has occurred while saving <insert_0>.

Severity

20 : Error

BIP0112

An internal error occurred while deleting the resource.

Severity

20 : Error

BIP0113

An internal error occurred while applying your changes.

Severity

20 : Error

BIP0114

Incorrect Parameters were supplied.

Severity

20 : Error

BIP0115

An error occurred while trying to open the editor.

Severity

20 : Error

BIP0116

Error creating Message Definition File.

Severity

20 : Error

BIP0117

There was an error loading plugin <insert_0>.

Severity

20 : Error

BIP0118

Error creating Message Set Resource.

Severity

20 : Error

BIP0119

Error validating resource <insert_0>.

Severity

20 : Error

BIP0120

Error loading XML Schema file <insert_0>.

Severity

20 : Error

BIP0121

Error generating WSDL File.

Severity

20 : Error

BIP0122

Error updating Message Set Cache file for Message Set <insert_0>.

Severity

20 : Error

BIP0123

Error saving Message Set Cache file <insert_0>.

Severity

20 : Error

BIP0124

An error occurred while retrieving properties for <insert_0>.

Severity

20 : Error

BIP0125

Error creating Message Set Project.

Severity

20 : Error

BIP0126

Error creating Message Category File.

Severity

20 : Error

BIP0127

Error loading Message Set Cache file for Message Set <insert_0>.

Severity

20 : Error

BIP0128

Error renaming wire format <insert_0> in message set <insert_1>.

Severity

20 : Error

BIP0129

An Internal Message Set Compile Error has occurred.

Severity

20 : Error

BIP0130

Command completed.

Severity

0 : Information

BIP0131

Command did not complete.

Severity

20 : Error

BIP0132

Incorrect arguments supplied to mqsimigratemsgsets.

Severity

20 : Error

BIP0133

Error accessing directory <insert_0>.

Severity

20 : Error

BIP0134

Empty directory <insert_0>.

Severity

10 : Warning

BIP0135

Error creating report file.

Severity

20 : Error

BIP0136

A project already exists for message set <insert_0>, ignoring message set.

Severity

10 : Warning

BIP0137

An unexpected exception has occurred.

Severity

20 : Error

BIP0138

Migrate message sets from a 2.1 export file format.

Severity

0 : Information

BIP0139

A problem was encountered migrating export file <insert_0>.

Severity

20 : Error

BIP0140

Incorrect arguments supplied to mqsimigratemsgsets.

Severity

20 : Error

BIP0141

Parsing of export file terminated, SAX parsing error <insert_0>

Severity

20 : Error

BIP0142

Validation failure: Missing value reference in Element <insert_0> MRValueMember

Severity

20 : Error

BIP0143

Validation failure: Unresolved MRValueRef in Element <insert_0> MRValueMember

Severity

20 : Error

BIP0144

Validation failure: Unresolved MRValidValueRef in Element <insert_0> MRValueMember

Severity

20 : Error

BIP0145

Validation failure: Missing object reference in Compound Type <insert_0> MRTypeMember

Severity

20 : Error

BIP0146

Validation failure: Unresolved MRElementRef in Compound Type <insert_0> MRTypeMember

Severity

20 : Error

BIP0147

Validation failure: Unresolved MRMessageRef in Compound Type <insert_0> MRTypeMember

Severity

20 : Error

BIP0148

Validation failure: Unresolved MRCompoundRef in Compound Type <insert_0> MRTypeMember

Severity

20 : Error

BIP0149

Validation failure: Missing object reference in Category <insert_0> MRCategoryMember

Severity

20 : Error

BIP0150

Validation failure: Unresolved MRTransactionRef in Category <insert_0> MRCategoryMember

Severity

20 : Error

BIP0151

Validation failure: Unresolved MRMessageRef in Category <insert_0> MRCategoryMember

Severity

20 : Error

BIP0152

Validation failure: Missing type reference in Element <insert_0>

Severity

20 : Error

BIP0153

Validation failure: Unresolved MRCompoundRef in Element <insert_0>

Severity

20 : Error

BIP0154

Validation failure: Missing MRCompoundRef reference in Message <insert_0>

Severity

20 : Error

BIP0155

Validation failure: Unresolved MRCompoundRef in Message <insert_0>

Severity

20 : Error

BIP0156

Validation failure: Missing MRSimpleRef in Element Value <insert_0>

Severity

20 : Error

BIP0157

Validation failure: Unresolved MRLengthRef in Element <insert_0>

Severity

20 : Error

BIP0158

Unreferenced Element Length <insert_0> not imported

Severity

10 : Warning

BIP0159

Unreferenced Element Valid Value <insert_0> not imported

Severity

10 : Warning

BIP0160

Unreferenced Element Value <insert_0> not imported

Severity

10 : Warning

BIP0161

Compound Type <insert_0> has a base type, please refer to help for details of how this is migrated

Severity

10 : Warning

BIP0162

Member message <insert_0> min/max occurs set to 1

Severity

10 : Warning

BIP0163

Ignoring invalid value <insert_0> for property <insert_1>, object <insert_2>

Severity

10 : Warning

BIP0164

Ignoring unknown or dropped property <insert_0>, object <insert_1>

Severity

10 : Warning

BIP0165

Value Constraint role <insert_0> not migrated for Element <insert_1> of type <insert_2>

Severity

10 : Warning

BIP0166

Ignoring Element qualification in Message <insert_0>

Severity

10 : Warning

BIP0167

Element Qualifiers encountered, not migrated

Severity

10 : Warning

BIP0168

Ignoring unresolved default wire format <insert_0>

Severity

10 : Warning

BIP0169

Message Set state of frozen not supported, ignoring

Severity

10 : Warning

BIP0170

Message Set state of finalized not supported, ignoring

Severity

10 : Warning

BIP0171

Message Set level > 1 not supported, Message Set name is distinguished instead

Severity

10 : Warning

BIP0172

Message Set basing not supported, dependency information not migrated

Severity

10 : Warning

BIP0173

C Language Binding not supported, binding not migrated

Severity

10 : Warning

BIP0174

COBOL Language Binding not supported, binding not migrated

Severity

10 : Warning

BIP0175

The Date Template for Element <insert_0> does not match a Schema simple type, using xsd:datetime or xsd:time instead

Severity

10 : Warning

BIP0176

This dictionary requires a Version 5 (or later) broker.

Severity

10 : Warning

BIP0177

This dictionary requires a Version 5 (or later) broker.

Severity

10 : Warning

BIP0178

This dictionary requires a Version 5 (or later) broker.

Severity

10 : Warning

BIP0179

This dictionary requires a Version 5 (or later) broker.

Severity

10 : Warning

BIP0180

This dictionary requires a Version 5 (or later) broker.

Severity

10 : Warning

BIP0181

This dictionary requires a Version 5 (or later) broker.

Severity

10 : Warning

BIP0182

Message Set compile error.

Severity

20 : Error

BIP0183

This dictionary requires a Version 5 (or later) broker.

Severity

10 : Warning

BIP0184

Invalid Rendering option detected for Element <insert_0> in wire format <insert_1>

Severity

20 : Error

BIP0185

Invalid Rendering option detected for Element reference <insert_0> in wire format <insert_1>

Severity

20 : Error

BIP0186

This dictionary requires a Version 5 (or later) broker.

Severity

10 : Warning

BIP0187

This dictionary requires a Version 5 (or later) broker.

Severity

10 : Warning

BIP0188

This dictionary requires a Version 5 (or later) broker.

Severity

10 : Warning

BIP0189

This dictionary requires a Version 5 (or later) broker.

Severity

10 : Warning

BIP0190

Ignoring SWIFT, EDIFACT or X12 "Delimiter" message set property value <insert_0>, it had no effect

Severity

10 : Warning

BIP0191

Replacing dropped composition "simple unordered set" with "all", Compound Type <insert_0>

Severity

10 : Warning

BIP0192

Replacing dropped composition "simple unordered set" with "unorderedSet", Compound Type <insert_0>

Severity

10 : Warning

BIP0193

Replacing dropped composition "empty" with an empty "sequence", Compound Type <insert_0>

Severity

10 : Warning

BIP0194

This is a large message set, you should consider using the -part option to create multiple message definition files

Severity

10 : Warning

BIP0195

Element <insert_0> is referenced more than once and so is global. This is a misuse of prefixed identifiers and could result in duplicate elements being created.

Severity

10 : Warning

BIP0196

Could not create physical format <insert_0>.

Severity

20 : Error

BIP0197

This dictionary requires a Version 5 Fix Pack 2 (or later) broker.

Severity

10 : Warning

BIP0198

This dictionary requires a Version 5 Fix Pack 2 (or later) broker.

Severity

10 : Warning

BIP0199

This dictionary requires a Version 5 Fix Pack 2 (or later) broker.

Severity

10 : Warning

BIP0200

This dictionary requires a Version 5 Fix Pack 2 (or later) broker.

Severity

10 : Warning

BIP0201

This dictionary requires a Version 5 Fix Pack 3 (or later) broker.

Severity

10 : Warning

BIP0202

This dictionary requires a Version 5 Fix Pack 3 (or later) broker.

Severity

10 : Warning

BIP0203

This dictionary requires a Version 5 Fix Pack 4 (or later) broker.

Severity

10 : Warning

BIP0204

This dictionary requires a Version 5 Fix Pack 4 (or later) broker.

Severity

10 : Warning

BIP0205

This dictionary requires a Version 5 Fix Pack 4 (or later) broker.

Severity

10 : Warning

BIP0206

This dictionary requires a Version 5 Fix Pack 4 (or later) broker.

Severity

10 : Warning

BIP0207

This dictionary requires a Version 5 Fix Pack 5 (or later) broker.

Severity

10 : Warning

BIP0208

This dictionary requires a Version 6 (or later) broker.

Severity

10 : Warning

BIP0209

This dictionary requires a Version 6 (or later) broker.

Severity

10 : Warning

BIP0210

Incorrect arguments supplied to mqsicreatemsgdefs.

Severity

20 : Error

BIP0211

Incorrect arguments supplied to mqsicreatemsgdefs.

Severity

20 : Error

BIP0212

Error accessing source files directory <insert_0>.

Severity

20 : Error

BIP0213

Empty directory <insert_0>.

Severity

10 : Warning

BIP0214

Incorrect arguments supplied to mqsicreatemsgdefs.

Severity

20 : Error

BIP0215

Incorrect arguments supplied to mqsicreatemsgdefs.

Severity

20 : Error

BIP0216

Incorrect arguments supplied to mqsicreatemsgdefs.

Severity

20 : Error

BIP0217

Incorrect arguments supplied to mqsicreatemsgdefs.

Severity

20 : Error

BIP0218

Incorrect arguments supplied to mqsicreatemsgdefs.

Severity

20 : Error

BIP0219

Incorrect arguments supplied to mqsicreatemsgdefs.

Severity

20 : Error

BIP0220

Incorrect arguments supplied to mqsicreatemsgdefs.

Severity

20 : Error

BIP0221

Import C/COBOL/DTD/XSD files to generate message definitions.

Severity

0 : Information

BIP0222

Message definition with the same name already exists, ignoring source file <insert_0>.

Severity

10 : Warning

BIP0223

The message set has no Custom Wire Format layer defined. Only the logical information will appear in the model.

Severity

10 : Warning

BIP0224

The message set has no XML Wire Format layer defined. Only the logical information will appear in the model.

Severity

10 : Warning

BIP0225

Command completed.
n Refer to file <insert_0> for details of what was imported.

Severity

0 : Information

BIP0226

Command did not complete.

Severity

20 : Error

BIP0227

Error loading import options file <insert_0>.

Severity

20 : Error

BIP0228

Error loading import options file <insert_0>.

Severity

20 : Error

BIP0229

Empty message set project <insert_0>.

Severity

20 : Error

BIP0230

Message set project <insert_0> already exists.

Severity

20 : Error

BIP0231

A problem was encountered importing file <insert_0>.

Severity

20 : Error

BIP0232

Error occurred while creating message defintiion.

Severity

20 : Error

BIP0233

Error occurred while creating message set <insert_0>.

Severity

20 : Error

BIP0234

Error occurred while importing file <insert_0>.

Severity

20 : Error

BIP0235

The message set has no namespace support. The imported XML Schema will be modified to remove namespaces.

Severity

10 : Warning

BIP0236

Error occured while creating message definition.

Severity

20 : Error

BIP0237

Error loading import options file <insert_0>.

Severity

20 : Error

BIP0238

Error occurred while importing file <insert_0>.

Severity

20 : Error

BIP0239

Byte alignment for elements referenced in the complex type <insert_0> may not be correct.

Severity

10 : Warning

BIP0240

An unexpected exception has occurred while importing a COBOL file <insert_0>.

Severity

20 : Error

BIP0241

An unexpected exception has occurred while importing a C file <insert_0>.

Severity

20 : Error

BIP0242

The source C file name is invalid: <insert_0>.

Severity

20 : Error

BIP0243

The source COBOL file name is invalid: <insert_0>.

Severity

20 : Error

BIP0250

This dictionary requires a Version 6 (or later) broker.

Severity

10 : Warning

BIP0251

This dictionary requires a Version 6 (or later) broker.

Severity

10 : Warning

BIP0252

This dictionary requires a Version 6 (or later) broker.

Severity

10 : Warning

BIP0253

This dictionary requires a Version 6 (or later) broker.

Severity

10 : Warning

BIP0254

This dictionary requires a Version 6 (or later) broker.

Severity

10 : Warning

BIP0255

This dictionary requires a Version 6 (or later) broker.

Severity

10 : Warning

BIP0256

Error details are
<insert_0>

Severity

20 : Error

BIP0257

Within a message set, a message name <insert_0> and a message alias must be unique.

Severity

20 : Error

BIP0258

Incorrect arguments supplied to mqsicreatemsgdefs.

Severity

20 : Error

BIP0259

Incorrect arguments supplied to mqsimigratemsgsets.

Severity

20 : Error

BIP0260

This dictionary requires a version 6.1 (or above) broker.

Severity

10 : Warning

BIP0261

This dictionary requires a version 6.1 (or above) broker.

Severity

10 : Warning

BIP0262

This dictionary requires a version 6.1 (or above) broker.

Severity

10 : Warning

BIP0263

This dictionary requires a version 6.1 (or above) broker.

Severity

10 : Warning

BIP0264

This dictionary requires a version 6.1 (or above) broker.

Severity

10 : Warning

BIP0265

This dictionary requires a version 6.1 (or above) broker.

Severity

10 : Warning

BIP0266

This dictionary requires a version 6.1 (or above) broker.

Severity

10 : Warning

BIP0267

This dictionary requires a version 6.1 (or above) broker.

Severity

10 : Warning

BIP0268

This dictionary requires a version 6.1 (or above) broker.

Severity

10 : Warning

BIP0269

This dictionary requires a version 6.1 (or above) broker.

Severity

10 : Warning

BIP0310

Error occurred while generating XML schema.

Severity

20 : Error

BIP0311

Error occurred while generating XML schema.

Severity

20 : Error

BIP0312

Error occurred while generating XML schema.

Severity

20 : Error

BIP0313

Error loading MXSD file <insert_0>.

Severity

20 : Error

BIP0320

Error occurred while generating HTML documentation.

Severity

20 : Error

BIP0330

Error creating WSDL definitions.

Severity

20 : Error

BIP0331

Error importing WSDL File.

Severity

20 : Error

BIP0800

An unexpected exception occurred: <insert_0>

Severity

20 : Error

BIP0801

An unexpected exception occurred: <insert_0>

Severity

20 : Error

BIP0810

An error occurred while saving file <insert_0>.

Severity

20 : Error

BIP0811

The file <insert_0> refers some inaccessible resources.

Severity

20 : Error

BIP0812

The file <insert_0> cannot be loaded.

Severity

20 : Error

BIP0813

The resource <insert_0> cannot be created.

Severity

20 : Error

BIP0814

The resource <insert_0> cannot be created.

Severity

20 : Error

BIP0815

The container at <insert_0> cannot be accessed.

Severity

20 : Error

BIP0816

The resource <insert_0> could not be <insert_1>.

Severity

20 : Error

BIP0817

The resource <insert_0> could not be <insert_1>.

Severity

20 : Error

BIP0818

The resource <insert_0> could not be <insert_1>.

Severity

20 : Error

BIP0819

The resource <insert_0> could not be <insert_1>.

Severity

20 : Error

BIP0820

Unable to delete resources.

Severity

20 : Error

BIP0821

Unable to delete resources.

Severity

20 : Error

BIP0822

Unable to delete resources.

Severity

20 : Error

BIP0823

An error occurred while saving file <insert_0>.

Severity

20 : Error

BIP0824

The resource <insert_0> could not be loaded.

Severity

20 : Error

BIP0825

The resource <insert_0> could not be loaded.

Severity

20 : Error

BIP0826

The resource <insert_0> could not be loaded.

Severity

20 : Error

BIP0827

The palette could not be generated.

Severity

20 : Error

BIP0828

The class <insert_0> could not be loaded.

Severity

20 : Error

BIP0829

Unable to load the selected wizard.

Severity

20 : Error

BIP0830

Unable to locate the selected marker.

Severity

20 : Error

BIP0831

The resource <insert_0> could not be accessed.

Severity

20 : Error

BIP0832

The resource <insert_0> could not be accessed.

Severity

20 : Error

BIP0833

The resource <insert_0> could not be accessed.

Severity

20 : Error

BIP0834

The resource <insert_0> could not be closed.

Severity

20 : Error

BIP0835

Unable to alter schema paths.

Severity

20 : Error

BIP0836

The action could not be performed on the resources.

Severity

20 : Error

BIP0837

Migrate message flows from a 2.1 export file format.

Severity

0 : Information

BIP0838

Unable to start message flows migration.

Severity

20 : Error

BIP0839

Incorrect arguments supplied to mqsimigratemsgflows.

Severity

20 : Error

BIP0840

Incorrect arguments supplied to mqsimigratemsgflows.

Severity

20 : Error

BIP0841

The resource <insert_0> could not be added to broker archive file <insert_1>.

Severity

20 : Error

BIP0842

The message flow application <insert_0> could not be added to broker archive file <insert_1>.

Severity

20 : Error

BIP0843

Unable to use exported flows directory <insert_0>.

Severity

20 : Error

BIP0844

Unable to use exported flows directory <insert_0>.

Severity

20 : Error

BIP0845

Unable to use exported flows directory <insert_0>.

Severity

20 : Error

BIP0846

Unable to find exported flows in directory <insert_0>.

Severity

20 : Error

BIP0847

Unable to create the migration report file.

Severity

20 : Error

BIP0848

Unable to parse message flow export file <insert_0>.

Severity

20 : Error

BIP0849

Unable to migrate message flow export file <insert_0>.

Severity

20 : Error

BIP0850

Unable to migrate message flow export file <insert_0>.

Severity

20 : Error

BIP0851

Unable to create project <insert_0>.

Severity

20 : Error

BIP0852

Unable to use existing project <insert_0>.

Severity

20 : Error

BIP0853

The resource <insert_0> could not be added to broker archive file <insert_1>.

Severity

20 : Error

BIP0854

An unexpected exception occurred: <insert_0>.

Severity

20 : Error

BIP0855

Unable to migrate message flow export file <insert_0>.

Severity

20 : Error

BIP0856

Unable to migrate message flow export file <insert_0>.

Severity

20 : Error

BIP0857

Selected Execution Group(s) associated to broker <insert_0> cannot be deleted.

Severity

20 : Error

BIP0858

Unable to create message flow <insert_0> in workspace.

Severity

20 : Error

BIP0859

The message flow name <insert_0> is invalid.

Severity

10 : Warning

BIP0860

Numeric conversion from string <insert_0> to type double failed.

Severity

20 : Error

BIP0861

Numeric conversion from string <insert_0> to type long failed.

Severity

20 : Error

BIP0862

Numeric conversion from string <insert_0> to type float failed.

Severity

20 : Error

BIP0863

Numeric conversion from string <insert_0> to type integer failed.

Severity

20 : Error

BIP0864

The plugin [<insert_0>] failed to complete its configuration tasks.

Severity

20 : Error

BIP0865

The plugin [<insert_0>] failed to complete a configuration task.

Severity

20 : Error

BIP0866

The plugin [<insert_0>] failed to complete its configuration tasks.

Severity

10 : Warning

BIP0867

A dependent subflow or primitive is missing.

Severity

10 : Warning

BIP0868

Unable to correctly migrate a promoted property.

Severity

20 : Error

BIP0869

Conversion from string <insert_0> to Time failed.

Severity

20 : Error

BIP0870

Conversion from string <insert_0> to Timestamp failed.

Severity

20 : Error

BIP0871

Conversion from string <insert_0> to Date failed.

Severity

20 : Error

BIP0872

Unable to assign a property value.

Severity

20 : Error

BIP0873

An unexpected error occurred while trying to open an editor.

Severity

20 : Error

BIP0874

A failure response has been received from Configuration Manager on <insert_0>.

Severity

20 : Error

BIP0875

An unknown type response has been received from Configuration Manager on <insert_0>.

Severity

20 : Error

BIP0876

Changes you initiated may conflict with Configuration Manager actual content.

Severity

10 : Warning

BIP0877

The Message Brokers Toolkit is waiting for a Configuration Manager response.

Severity

10 : Warning

BIP0878

Paste operation cannot performed as the copied object has been deleted.

Severity

20 : Error

BIP0879

Unable to write an ESQL Module

Severity

20 : Error

BIP0880

Unable to create a connection between two nodes.

Severity

20 : Error

BIP0881

Unable to restore a connection bend point.

Severity

0 : Information

BIP0882

Unable to locate the source node of a connection.

Severity

20 : Error

BIP0883

Unable to locate the target node of a connection.

Severity

20 : Error

BIP0884

A RETURN statement has been detected in the Filter ESQL expression.

Severity

0 : Information

BIP0885

A RETURN statement has not been detected in the Filter ESQL expression.

Severity

0 : Information

BIP0886

An unexpected exception occurred: <insert_0>

Severity

20 : Error

BIP0887

The <insert_0> is not properly set in enqueue file <insert_1>.

Severity

20 : Error

BIP0888

The resource <insert_0> could not be added to broker archive file <insert_1>.

Severity

20 : Error

BIP0889

The Message Brokers Toolkit cannot connect to the Configuration Manager.

Severity

20 : Error

BIP0890

An exception occurred while communicating with the Configuration Manager on <insert_0>.

Severity

20 : Error

BIP0891

An empty file cannot be added to a message flow as a subflow.

Severity

20 : Error

BIP0892

A successful response has been received from the Configuration Manager on <insert_0>.

Severity

0 : Information

BIP0893

Cannot communicate with queue manager <insert_0>.

Severity

20 : Error

BIP0894

The topology cannot be saved because some brokers are missing queue manager name definition.

Severity

20 : Error

BIP0895

Cannot dequeue message from queue <insert_0> using queue manager <insert_1>.

Severity

20 : Error

BIP0896

Cannot enqueue message into queue <insert_0> using queue manager <insert_1>.

Severity

20 : Error

BIP0897

Cannot delete Configuration Manager's subscription.

Severity

10 : Warning

BIP0898

Cannot add subflow <insert_0>

Severity

20 : Error

BIP0899

Cannot add subflow <insert_0>

Severity

20 : Error

BIP0900

An exception occurred when trying to update Configuration Manager on <insert_0>.

Severity

20 : Error

BIP0901

<insert_0> Editor cannot be opened.

Severity

20 : Error

BIP0902

ESQL breakpoint marker in file <insert_0> cannot be updated.

Severity

20 : Error

BIP0903

A Compute node has been substituted for an Extract node.

Severity

0 : Information

BIP0904

A Database node has been substituted for a Warehouse node.

Severity

0 : Information

BIP0905

Not enough memory to display image with given scale factor.

Severity

20 : Error

BIP0906

Cannot load a platform dependency.

Severity

20 : Error

BIP0907

The file provided cannot be used.

Severity

20 : Error

BIP0908

An attempt was made to create a new file but a failure return code was returned

Severity

20 : Error

BIP0909

An attempt was made to create a new file but an exception was thrown.

Severity

20 : Error

BIP0910

The file provided cannot be opened.

Severity

20 : Error

BIP0911

Would you like to override an existing file?

Severity

10 : Warning

BIP0912

The file provided cannot be parsed.

Severity

20 : Error

BIP0913

Configuration Manager is not at the required software product level.

Severity

20 : Error

BIP0914

The queue manager <insert_0> is not available.

Severity

20 : Error

BIP0915

The Message Brokers Toolkit cannot connect to the queue manager <insert_0>.

Severity

20 : Error

BIP0916

Unable to dequeue message.

Severity

20 : Error

BIP0917

No messages found to dequeue.

Severity

20 : Error

BIP0918

The resource <insert_0> could not be refactored.

Severity

20 : Error

BIP0919

An exception occurred while sending a message to Queue Manager <insert_0>.

Severity

20 : Error

BIP0920

An exception occurred while communicating with the Configuration Manager on <insert_0>.

Severity

20 : Error

BIP0921

An exception occurred while communicating with the Configuration Manager on <insert_0>.

Severity

20 : Error

BIP0922

An exception occurred while communicating with the Configuration Manager on <insert_0>.

Severity

20 : Error

BIP0923

An exception occurred while subscribing messages on Queue Manager on <insert_0>.

Severity

20 : Error

BIP0924

An exception occurred while communicating with the Configuration Manager on <insert_0>.

Severity

20 : Error

BIP0925

An exception occurred while communicating with the Configuration Manager on <insert_0>.

Severity

20 : Error

BIP0926

An exception occurred while communicating with the Configuration Manager on <insert_0>.

Severity

20 : Error

BIP0927

An exception occurred while publishing messages on Queue Manager on <insert_0>.

Severity

20 : Error

BIP0928

An exception occurred while communicating with the Configuration Manager on <insert_0>.

Severity

20 : Error

BIP0929

An exception occurred while communicating with the Configuration Manager on <insert_0>.

Severity

20 : Error

BIP0930

An exception occurred while communicating with the Configuration Manager on <insert_0>.

Severity

20 : Error

BIP0931

An exception occurred while communicating with the Configuration Manager on <insert_0>.

Severity

20 : Error

BIP0932

An exception occurred while communicating with the Configuration Manager on <insert_0>.

Severity

20 : Error

BIP0933

An exception occurred while communicating with the Configuration Manager on <insert_0>.

Severity

20 : Error

BIP0934

An exception occurred while getting messages from Queue Manager <insert_0>.

Severity

20 : Error

BIP0935

Several domain connection files exist for the domain.

Severity

20 : Error

BIP0936

Topology Configuration cannot be deployed for now.

Severity

10 : Warning

BIP0937

Problem on connecting to broker.

Severity

20 : Error

BIP0938

There was a problem trying to create a subscriber.

Severity

20 : Error

BIP0939

There was a problem trying to start the subscriber listening on the subscribe queue.

Severity

20 : Error

BIP0940

There was a problem trying to stop the subscriber.

Severity

20 : Error

BIP0941

The message received was incorrectly formed.

Severity

20 : Error

BIP0942

The connection to the QueueManager was closed.

Severity

20 : Error

BIP0943

Error creating the connection to WebSphere MQ.

Severity

20 : Error

BIP0944

Failed to create Coordinate publisher.

Severity

20 : Error

BIP0945

Failed to create Clear screen publisher.

Severity

20 : Error

BIP0946

Exception when closing connection to broker.

Severity

20 : Error

BIP0947

Error on publishing clear message.

Severity

20 : Error

BIP0948

Error on publishing coordinate message.

Severity

20 : Error

BIP0949

WebSphere MQ error getting message from Queue.

Severity

20 : Error

BIP0950

SCRIBBLE has a WebSphere MQ connection message.

Severity

0 : Information

BIP0951

SCRIBBLE has got a subscribe message.

Severity

0 : Information

BIP0952

SCRIBBLE subscriber has started receiving messages.

Severity

0 : Information

BIP0954

Cannot create image with specified file name.

Severity

20 : Error

BIP0955

Compile a broker archive file from source.

Severity

0 : Information

BIP0956

Unable to start mqsicreatebar.

Severity

20 : Error

BIP0957

Incorrect arguments supplied to mqsicreatebar.

Severity

20 : Error

BIP0958

Nothing to do in mqsicreatebar.

Severity

20 : Error

BIP0959

Incorrect arguments supplied to mqsicreatebar.

Severity

20 : Error

BIP0960

Incorrect "-p" or "-o" argument supplied to mqsicreatebar.

Severity

20 : Error

BIP0961

Error opening workspace in mqsicreatebar.

Severity

20 : Error

BIP0962

Error opening workspace in mqsicreatebar.

Severity

20 : Error

BIP0963

Error saving file in mqsicreatebar.

Severity

20 : Error

BIP0964

Incorrect "-o or -p" argument supplied to mqsicreatebar.

Severity

20 : Error

BIP0965

Error compiling files in mqsicreatebar.

Severity

20 : Error

BIP0967

No more handles available to display image.

Severity

20 : Error

BIP0968

A Database node has been substituted for a DataInsert node.

Severity

0 : Information

BIP0969

A Database node has been substituted for a DataUpdate node.

Severity

0 : Information

BIP0970

A Database node has been substituted for a DataDelete node.

Severity

0 : Information

BIP0971

Cannot open ESQL module <insert_0>

Severity

20 : Error

BIP0972

Incorrect arguments supplied to mqsimigratemsgflows.

Severity

20 : Error

BIP0973

Unable to delete existing project <insert_0>.

Severity

20 : Error

BIP0974

Invalid 'esql' protocol URL parsed

Severity

20 : Error

BIP0975

A resource could not be found.

Severity

20 : Error

BIP0976

Property name collision has been detected.

Severity

20 : Error

BIP0977

The WebSphere MQ classes for Java could not be found.

Severity

20 : Error

BIP0978

The WebSphere MQ classes for Java could not be found.

Severity

20 : Error

BIP0979

Read a broker archive file.

Severity

0 : Information

BIP0980

Unable to read broker archive file.

Severity

20 : Error

BIP0981

Incorrect arguments supplied to mqsireadbar.

Severity

20 : Error

BIP0982

Unable to start mqsireadbar.

Severity

20 : Error

BIP0983

Unable to read broker archive file.

Severity

20 : Error

BIP0985

Error storing incrementally compiled ESQL.

Severity

20 : Error

BIP0986

Command completed successfully.

Severity

0 : Information

BIP0987

A failure response has been received from Configuration Manager on <insert_0>.

Severity

20 : Error

BIP0988

Error occurred while completing mqsicreatebar command.

Severity

10 : Warning

BIP0989

Incorrect "-o" argument supplied to mqsicreatebar.

Severity

20 : Error

BIP0990

Incorrect arguments supplied to mqsimigratemsgflows.

Severity

20 : Error

BIP0991

A failure response has been received from Configuration Manager on <insert_0>.

Severity

20 : Error

BIP0992

Cannot add drag and drop resource <insert_0>

Severity

20 : Error

BIP0993

Cannot add drag and drop resource <insert_0>

Severity

20 : Error

BIP0994

Cannot update flow node <insert_0>

Severity

20 : Error

2.2. BIP01000-01999: Toolkit - Broker archive

BIP01000

Apply override values in broker archive file.

Severity

0 : Information

BIP01001

Unable to start mqsiapplybaroverride.

Severity

20 : Error

BIP01002

Incorrect arguments supplied to mqsiapplybaroverride command.

Severity

20 : Error

BIP01003

Incorrect arguments supplied to mqsiapplybaroverride command.

Severity

20 : Error

BIP01004

Unable to read broker archive file.

Severity

20 : Error

BIP01005

Unable to read properties file.

Severity

20 : Error

BIP01006

Error applying override values in mqsiapplybaroverride.

Severity

20 : Error

BIP01007

Error saving file in mqsiapplybaroverride.

Severity

20 : Error

BIP01008

Error occurred while completing mqsiapplybaroverride command.

Severity

10 : Warning

BIP01009

Error occurred when loading the palette.xmi from plugin <insert_0>

Severity

10 : Warning

BIP01010

Error occurred when replacing invalid character <insert_0> in <insert_1>

Severity



10 : Warning


3. Diagnostic messages: WebSphere Adapters

Diagnostic messages are available for the supported WebSphere Adapters.

- [PeopleSoft Enterprise \(CWYES\)](#)
- [SAP Software \(CWYAP\)](#)
- [Siebel Business Applications \(CWYEB\)](#)

[Notices](#) | [Trademarks](#) | [Downloads](#) | [Library](#) | [Support](#) | [Feedback](#)

 Copyright IBM Corporation 1999, 2008. All Rights Reserved.
 Last updated : 2008-06-16 09:31:52

ay66003_ |  reference topic | **Version 6.1.0.2**
<http://127.0.0.1:2458/help/advanced/print.jsp>



3.1. Diagnostic messages: WebSphere Adapter for PeopleSoft


Enterprise (CWYES)

Diagnostic messages for WebSphere Adapter for PeopleSoft Enterprise are listed in the following groups:

- [CWYES0001-0999: Discovery](#)
- [CWYES1001-1999: Discovery connection](#)
- [CWYES2001-2999: Dynamic method invoker](#)
- [CWYES6001-6999: Managed connection](#)
- [CWYES7001-7999: ASIRetriever](#)

[Notices](#) | [Trademarks](#) | [Downloads](#) | [Library](#) | [Support](#) | [Feedback](#)

 Copyright IBM Corporation 1999, 2008. All Rights Reserved.
 Last updated : 2008-06-16 09:31:52

ay66005_ |  reference topic | **Version 6.1.0.2**
<http://127.0.0.1:2458/help/advanced/print.jsp>

3.1.1. CWYES0001-0999: PeopleSoft Enterprise resource adapter - Discovery

CWYES0001

A wrong adapterTypeID <insert_0> was encountered.

Severity

30 : Severe error

Explanation

A wrong adapterTypeID was encountered.The EMD expects the type to be PeopleSoft Resource Adapter.Please ensure that the adapterTypeID is correct for the emd.

Response

Verify that the right adapterTypeID is being passed to the emd.

CWYES0002

Failed to create Configuration properties for Import Configuration.Reason <insert_0>

Severity

30 : Severe error

Explanation

Unable to create Configuration properties for Import Configuration.

Response

Check the logs and take necessary steps to resolve the problem.

CWYES0003

Failed to create Filtering properties for MetadataObject.Reason <insert_0>

Severity

30 : Severe error

Explanation

Failed to create Filtering properties for MetadataObject.

Response

Check the logs and take necessary steps to resolve the problem.

CWYES0004

Failed to get object properties for MetadataObject.Reason <insert_0>

Severity

30 : Severe error

Explanation

Failed to get object properties for MetadataObject.

Response

Check the logs and take necessary steps to resolve the problem.

CWYES0005

Failed to get child components for MetadataObject.Reason <insert_0>

Severity

30 : Severe error

Explanation

Failed to get child components for MetadataObject.

Response

Check the logs and take necessary steps to resolve the problem..

CWYES0006

Failed to create selection Properties.Reason <insert_0>

Severity

30 : Severe error

Explanation

Failed to create selection properties.

Response

Check the logs and take necessary steps to resolve the problem.

CWYES0007

Failed to construct Metadata tree.Reason <insert_0>

Severity

30 : Severe error

Explanation

Failed to construct Metadata tree.

Response

Check the logs and take necessary steps to resolve the problem.

CWYES0008

Failed to create Filter properties.Reason <insert_0>

Severity

30 : Severe error

Explanation

Failed to create Filter properties.

Response

Check the logs and take necessary steps to resolve the problem.

CWYES0009

Failed to retrieve top level objects.Reason <insert_0>

Severity

30 : Severe error

Explanation

Failed to retrieve top level objects.

Response

Check the logs and take necessary steps to resolve the problem.

CWYES0010

Failed to populate the metadata object.Reason <insert_0>

Severity

30 : Severe error

Explanation

Failed to retrieve top level objects.

Response

Check the logs and take necessary steps to resolve the problem.

CWYES0011

Failed to get the file names.Reason <insert_0>

Severity

30 : Severe error

Explanation

Failed to retrieve top level objects.

Response

Check the logs and take necessary steps to resolve the problem.

3.1.2. CWYES1001-1999: PeopleSoft Enterprise resource adapter - Discovery connection

CWYES1000

Failed to create Unified Properties.Reason <insert_0>

Severity

30 : Severe error

Explanation

Failed to create Property Group.

Response

Check the logs and take necessary steps to resolve the problem.

CWYES1001

Failed to create ActivationSpec Properties.Reason <insert_0>

Severity

30 : Severe error

Explanation

Failed to create ActivationSpec Properties.

Response

Check the logs and take necessary steps to resolve the problem.

CWYES1002

Failed to create Resource Adapter Properties.Reason <insert_0>

Severity

30 : Severe error

Explanation

Failed to create Resource Adapter Properties.

Response

Check the logs and take necessary steps to resolve the problem.

CWYES1003

Failed to create Managed Connection Properties.Reason <insert_0>

Severity

30 : Severe error

Explanation

Failed to create Managed Connection Properties.

Response

Check the logs and take necessary steps to resolve the problem.

CWYES1004

Failed to create Inbound Connection Configuration.Reason <insert_0>

Severity

30 : Severe error

Explanation

Failed to create Inbound Connection Configuration.

Response

Check the logs and take necessary steps to resolve the problem.

CWYES1005

Failed to create Outbound Connection Configuration.Reason <insert_0>

Severity

30 : Severe error

Explanation

Failed to create Outbound Connection Configuration.

Response

Check the logs and take necessary steps to resolve the problem.

3.1.3. CWYES2001-2999: PeopleSoft Enterprise resource adapter - Dynamic method invoker

CWYES2000

A get invocation on the peoplesoft api failed.Reason <insert_0>

Severity

30 : Severe error

Explanation

A get invocation on the peoplesoft api failed.

Response

Check the logs and take necessary steps to resolve the problem.

3.1.4. CWYES6001-6999: PeopleSoft Enterprise resource adapter - Managed connection

CWYES6011

The adapter could not get a connection to EIS. The EIS instance may be down or the specified connection property values may be incorrect.

Severity

40 : Stop Error

Explanation

The adapter could not get a connection to EIS. The EIS instance may be down or the specified connection property values may be incorrect.

Response

Restart the EIS if it is down and confirm the correctness of the specified connection property values.

CWYES6012

The call to disconnect the session instance failed.

Severity

30 : Severe error

Explanation

The call to disconnect the session instance failed.

Response

Check the log file for the reason. Correct the errors logged.

CWYES6101

The create operation has failed.

Severity

30 : Severe error

Explanation

The create operation has failed.

Response

Check the log file for the reason. Correct the errors logged.

CWYES6102

The session instance call to get the component interface instance <insert_0> failed. The create operation cannot be completed.

Severity

30 : Severe error

Explanation

The session instance call to get the component interface instance failed. The create operation cannot be completed.

Response

Check if the correct component interface name is set in the top-level business object ASI.

CWYES6103

The error messages in the PeopleSoft message Collection are as follows: <insert_0>.

Severity

10 : Warning

Explanation

The error messages from the PeopleSoft message Collection are retrieved if EISException is thrown. If there are no messages in the collection or if it is null, it could be a PeopleTools issue.

Response

Take corrective action based on the error message retrieved from the PeopleSoft Message Collection.

CWYES6104

The child create operation has failed.

Severity

30 : Severe error

Explanation

The child create operation has failed.

Response

Check the log file for the reason. Correct the errors logged.

CWYES6105

The call to the PeopleTools API 'create' has failed. The create operation cannot be completed.

Severity

30 : Severe error

Explanation

The create operation cannot proceed because the call to the PeopleTools API 'create' has failed.

Response

Take corrective action based on the error message retrieved from the PeopleSoft message collection.

CWYES6106

The PeopleTools API 'getEffectiveItemNum' returned the insert position -1. The adapter will use InsAtOldestEffDtPos or InsAtCurrentEffDtPos, if set.

Severity

10 : Warning

Explanation

The child create transaction will continue if InsAtOldestEffDtPos or InsAtCurrentEffDtPos is set and the PeopleTools API 'getEffectiveItemNum' returns a -1.

Response

If InsAtOldestEffDtPos or InsAtCurrentEffDtPos is not set to true, set the same as needed.

CWYES6107

The PeopleTools API 'getEffectiveItemNum' returned the insert position -1. But the application specific information for the neither of the tags, InsAtOldestEffDtPos or InsAtCurrentEffDtPos is set.

Severity

30 : Severe error

Explanation

The child create transaction will continue if one of the tags, InsAtOldestEffDtPos or InsAtCurrentEffDtPos is set and the PeopleTools API 'getEffectiveItemNum' returns a -1.

Response

Set one of the tags, InsAtOldestEffDtPos or InsAtCurrentEffDtPos to true.

CWYES6108

The PeopleTools API call to get the dummy row has failed. The child create operation cannot be completed.

Severity

30 : Severe error

Explanation

The child create operation cannot be completed as the PeopleTools API call to get the dummy row failed.

Response

Take corrective action based on the error message retrieved from the PeopleSoft Message Collection.

CWYES6109

The call to the PeopleTools API 'insertItem' has failed. The child create operation cannot be completed.

Severity

30 : Severe error

Explanation

The child create operation cannot be completed as the call to the PeopleTools API 'insertItem' failed.

Response

Take corrective action based on the error message retrieved from the PeopleSoft Message Collection.

CWYES6110

The effective dated property <insert_0> is not set. The child create operation cannot be completed.

Severity

30 : Severe error

Explanation

The child create operation cannot be completed as the effective dated property is not set.

Response

If it is not an effective dated component, remove or set the EffectiveDate tag against the property to false

CWYES6111

A number format exception has been thrown when trying to parse the effective sequence property value. The adapter will set the value to 0.

Severity

10 : Warning

Explanation

A number format exception has been thrown when trying to parse the effective sequence property value. The adapter will set the value to 0.

Response

none

CWYES6201

The update operation has failed.

Severity

30 : Severe error

Explanation

The update operation has failed.

Response

Check the log file for the reason. Correct the errors logged.

CWYES6202

The session instance call to get the component interface instance <insert_0> failed. The update operation cannot be completed.

Severity

30 : Severe error

Explanation

The session instance call to get the component interface instance failed. The update operation cannot be completed.

Response

Check if the correct component interface name is set in the top-level business object ASI.

CWYES6203

The error messages in the PeopleSoft message Collection are as follows: <insert_0>.

Severity

10 : Warning

Explanation

The error messages from the PeopleSoft message Collection are retrieved if EISException is thrown. If there are no messages in the collection or if it is null, it could be a PeopleTools issue.

Response

Take corrective action based on the error message retrieved from the PeopleSoft Message Collection.

CWYES6204

The call to the PeopleTools API 'get' has failed. The update operation cannot be completed.

Severity

30 : Severe error

Explanation

The update operation cannot proceed because the call to the PeopleTools API 'get' has failed.

Response

Take corrective action based on the error message logged from the PeopleSoft message collection.

CWYES6205

The call to GetMatchingItem has failed. The child update operation cannot be completed.

Severity

30 : Severe error

Explanation

The child update operation cannot be completed as the call to GetMatchingItem failed.

Response

Take corrective action based on the error message retrieved from the PeopleSoft Message Collection.

CWYES6206

The child update operation has failed.

Severity

30 : Severe error

Explanation

The child update operation has failed.

Response

Check the log file for the reason. Correct the errors logged.

CWYES6301

The retrieve operation has failed.

Severity

30 : Severe error

Explanation

The retrieve operation has failed.

Response

Check the log file for the reason. Correct the errors logged.

CWYES6302

The session instance call to get the component interface instance <insert_0> failed. The retrieve operation cannot be completed.

Severity

30 : Severe error

Explanation

The session instance call to get the component interface instance failed. The retrieve operation cannot be completed.

Response

Check if the correct component interface name is set in the top-level business object ASI.

CWYES6303

The error messages in the PeopleSoft message Collection are as follows: <insert_0>.

Severity

10 : Warning

Explanation

The error messages from the PeopleSoft message Collection are retrieved if EISException is thrown. If there are no messages in the collection or if it is null, it could be a PeopleTools issue.

Response

Take corrective action based on the error message retrieved from the PeopleSoft Message Collection.

CWYES6304

The call to the PeopleTools API 'get' has failed. The retrieve operation cannot be completed.

Severity

30 : Severe error

Explanation

The retrieve operation cannot proceed because the call to the PeopleTools API 'get' has failed.

Response

Take corrective action based on the error message retrieved from the PeopleSoft message collection.

CWYES6401

The RetrieveAll operation has failed.

Severity

30 : Severe error

Explanation

The RetrieveAll operation has failed.

Response

Check the log file for the reason. Correct the errors logged.

CWYES6402

The session instance call to get the component interface instance <insert_0> failed. The RetrieveAll operation cannot be completed.

Severity

30 : Severe error

Explanation

The session instance call to get the component interface instance failed. The RetrieveAll operation cannot be completed.

Response

Check if the correct component interface name is set in the top-level business object ASI.

CWYES6403

The error messages in the PeopleSoft message Collection are as follows: <insert_0>.

Severity

10 : Warning

Explanation

The error messages from the PeopleSoft message Collection are retrieved if EISException is thrown. If there are no messages in the collection or if it is null, it could be a PeopleTools issue.

Response

Take corrective action based on the error message retrieved from the PeopleSoft Message Collection.

CWYES6404

The collection returned from EIS is null or empty. The RetrieveAll operation cannot be completed.

Severity

30 : Severe error

Explanation

The RetrieveAll operation cannot proceed because the collection returned from EIS is null or empty.

Response

Take corrective action based on the error message retrieved from the PeopleSoft message collection.

CWYES6405

The number of instances retrieved from the EIS is <insert_0>. It exceeds the number allowed <insert_1> for the input object <insert_2>. The RetrieveAll operation cannot be completed.

Severity

30 : Severe error

Explanation

The number of instances retrieved from the EIS exceeds the number allowed. The RetrieveAll operation cannot be completed.

Response

Fill in data against other find keys in the business object to add more conditionality. If it still does not help, increase the number of maximum records allowed in the interaction spec.

CWYES6501

The soft delete operation has failed.

Severity

30 : Severe error

Explanation

The soft delete operation has failed.

Response

Check the log file for the reason. Correct the errors logged.

CWYES6502

The session instance call to get the component interface instance <insert_0> failed. The soft delete operation cannot be completed.

Severity

30 : Severe error

Explanation

The session instance call to get the component interface instance failed. The soft delete operation cannot be completed.

Response

Check if the correct component interface name is set in the top-level business object ASI.

CWYES6503

The error messages in the PeopleSoft message Collection are as follows: <insert_0>.

Severity

10 : Warning

Explanation

The error messages from the PeopleSoft message Collection are retrieved if EISException is thrown. If there are no messages in the collection or if it is null, it could be a PeopleTools issue.

Response

Take corrective action based on the error message retrieved from the PeopleSoft Message Collection.

CWYES6504

The call to the PeopleTools API 'get' has failed. The soft delete operation cannot be completed.

Severity

30 : Severe error

Explanation

The soft delete operation cannot proceed because the call to the PeopleTools API 'get' has failed.

Response

Take corrective action based on the error message logged from the PeopleSoft message collection.

CWYES6505

The matching item could not be found for the input child object <insert_0>. The child delete operation cannot be completed.

Severity

30 : Severe error

Explanation

The child delete operation cannot be completed as the matching item could not be retrieved for the corresponding child object.

Response

Confirm if the item exists in the EIS.

CWYES6506

The child delete operation has failed.

Severity

30 : Severe error

Explanation

The child delete operation has failed.

Response

Check the log file for the reason. Correct the errors logged.

CWYES6601

The 'exists' operation has failed.

Severity

30 : Severe error

Explanation

The 'exists' operation has failed.

Response

Check the log file for the reason. Correct the errors logged.

CWYES6602

The session instance call to get the component interface instance <insert_0> failed. The 'exists' operation cannot be completed.

Severity

30 : Severe error

Explanation

The session instance call to get the component interface instance failed. The 'exists' operation cannot be completed.

Response

Check if the correct component interface name is set in the top-level business object ASI.

CWYES6603

The error messages in the PeopleSoft message Collection are as follows: <insert_0>.

Severity

10 : Warning

Explanation

The error messages from the PeopleSoft message Collection are retrieved, if EISException is thrown. If there are no messages in the collection or if it is null, it could be a PeopleTools issue.

Response

Take corrective action based on the error message retrieved from the PeopleSoft Message Collection.

CWYES6604

The call to the PeopleTools API 'get' has failed. The 'exists' operation cannot be completed.

Severity

30 : Severe error

Explanation

The 'exists' operation cannot proceed because the call to the PeopleTools API 'get' has failed.

Response

Take corrective action based on the error message retrieved from the PeopleSoft message collection.

CWYES6701

The retrieve operation has failed for the PeopleSoftNoOperationCommand instance.

Severity

30 : Severe error

Explanation

The retrieve operation has failed for the PeopleSoftNoOperationCommand instance.

Response

Check the log file for the reason. Correct the errors logged.

CWYES6702

The session instance call to get the component interface instance <insert_0> failed. The top level component could not be retrieved.

Severity

30 : Severe error

Explanation

The session instance call to get the component interface instance failed. The top level component could not be retrieved.

Response

Check if the correct component interface name is set in the top-level business object ASI.

CWYES6703

The error messages in the PeopleSoft message Collection are as follows: <insert_0>.

Severity

10 : Warning

Explanation

The error messages from the PeopleSoft message Collection are retrieved if EISException is thrown. If there are no messages in the collection or if it is null, it could be a PeopleTools issue.

Response

Take corrective action based on the error message retrieved from the PeopleSoft Message Collection.

CWYES6704

The call to the PeopleTools API 'get' has failed. The top-level object retrieve operation cannot be completed.

Severity

30 : Severe error

Explanation

The top-level object operation cannot proceed because the call to the PeopleTools API 'get' has failed.

Response

Take corrective action based on the error message retrieved from the PeopleSoft message collection.

CWYES6705

The call to GetMatchingItem has failed. The child item could not be retrieved.

Severity

30 : Severe error

Explanation

The child item could not be retrieved as the call to GetMatchingItem failed.

Response

Take corrective action based on the error message retrieved from the PeopleSoft Message Collection.

CWYES6706

The child item retrieve operation has failed.

Severity

30 : Severe error

Explanation

The child item retrieve operation has failed.

Response

Check the log file for the reason. Correct the errors logged.

CWYES6801

The connect call on the session instance failed. The polling of events from the event store cannot be done.

Severity

40 : Stop Error

Explanation

The polling of events from the event store cannot be done as the session instance could not be connected.

Response

Check the ActivationSpec for the correctness of the property values.

CWYES6802

The PeopleTools API call createSession failed. The session instance is null.

Severity

40 : Stop Error

Explanation

The PeopleTools API call createSession failed. The session instance is null.

Response

Check the ActivationSpec for the correctness of the property values.

CWYES6803

A generic exception has been thrown. The polling of events from event store cannot be done.

Severity

40 : Stop Error

Explanation

A generic exception has been thrown. The polling of events from event store cannot be done.

Response

Check the ActivationSpec for the correctness of the property values.

CWYES6804

The session instance could not get the instance of the event component interface <insert_0>.

Severity

30 : Severe error

Explanation

The session instance could not get the instance of the event component interface <insert_0>.

Response

Check the ActivationSpec for the correctness of the property value, eventCIName. Also confirm if the corresponding java API classes for the component interface has been added to the adapter classpath.

CWYES6805

The adapter was unable to parse the date out of the event time <insert_0>.

Severity

30 : Severe error

Explanation

A ParseException was thrown when the adapter parsing the date out of the event time.

Response

Confirm if the event time is set properly in the events being published to the event table.

CWYES6806

The adapter was unable to change the status of the future dated event to 0.

Severity

30 : Severe error

Explanation

The adapter was unable to change the status of the future dated event to 0.

Response

Check if there is any peoplecode which stops from doing so.

CWYES6807

The get call to retrieve the event with the event Id <insert_0> has failed.

Severity

30 : Severe error

Explanation

The get call to retrieve the event has failed.

Response

None.

CWYES6808

The adapter was unable to update the status of the event to <insert_0>.

Severity

30 : Severe error

Explanation

The adapter was unable to update the status of the event.

Response

Check if there is any peoplecode which stops from doing so.

CWYES6809

The call to get the object name, verb or keys has failed for the event with the ID <insert_0>.

Severity

30 : Severe error

Explanation

The call to get the object name, verb or keys has failed for an event.

Response

Check if the object name, verb and keys are properly set in the event table for the ID.

CWYES6810

The corresponding component could not be retrieved for the event with the ID <insert_0>.

Severity

30 : Severe error

Explanation

The corresponding component could not be retrieved for an event.

Response

Check if the object name, verb and keys are properly set in the event table record.

CWYES6811

The session has become invalid.

Severity

40 : Stop Error

Explanation

The session has become invalid.

Response

Check if the EIS is up.

CWYES6901

The adapter could not create the event.

Severity

30 : Severe error

Explanation

The adapter could not create the event.

Response

Check if any of the event information is in incorrect format.

3.1.5. CWYES7001-7999: PeopleSoft Enterprise resource adapter - ASIRetriever

CWYES7101

The object name is not set on the business object <insert_0>.

Severity

30 : Severe error

Explanation

The ObjectName metadata tag is not set for the corresponding business object.

Response

Set the component interface name against the metadata tag, ObjectName.

CWYES7102

The getter method has not been set on the property <insert_0>.

Severity

30 : Severe error

Explanation

The GetterMethod metadata tag is not set for the corresponding property.

Response

Set the getter method against the container property in the parent business object.

CWYES7103

The business object level metadata could not be retrieved for the object <insert_0>.

Severity

30 : Severe error

Explanation

The business object level metadata could not be retrieved.

Response

Check if the business object level metadata is set properly. If not, correct the same.

CWYES7104

The primary keys could not be retrieved for the object <insert_0>.

Severity

30 : Severe error

Explanation

The primary keys metadata could not be retrieved.

Response

Check if the primary keys are set properly. If not, correct the same.

CWYES7105

There are no primary keys defined for the object <insert_0>.

Severity

30 : Severe error

Explanation

There are no primary keys defined for the object.

Response

Set the primary keys properly.

CWYES7106

The find keys could not be retrieved for the object <insert_0>.

Severity

30 : Severe error

Explanation

The find keys metadata could not be retrieved.

Response

Check if the find keys are set properly. If not, correct the same.

CWYES7107

There are no find keys defined for the object <insert_0>.

Severity

30 : Severe error

Explanation

There are no find keys defined for the object.

Response

Set the find keys properly.

CWYES7108

The soft delete properties and their values could not be retrieved for the object <insert_0>.

Severity

30 : Severe error

Explanation

The soft delete properties and their values could not be retrieved.

Response

Check if the soft delete properties are set properly. If not, correct the same.

CWYES7109

There are no soft delete properties defined for the object <insert_0>.

Severity

30 : Severe error

Explanation

There are no soft delete defined for the object.

Response

Set the soft delete properties properly.

CWYES7110

The effective dated property could not retrieved for the object <insert_0>.

Severity

30 : Severe error

Explanation

The effective dated property could not retrieved for the object <insert_0>.

Response

Set the effective dated property properly.

CWYES7111

The effective sequence property could not retrieved for the object <insert_0>.

Severity

30 : Severe error

Explanation

The effective sequence property could not retrieved for the object <insert_0>.

Response

Set the effective sequence property properly.

CWYES7112

The application specific information for the property <insert_0> could not be retrieved.

Severity

30 : Severe error

Explanation

The application specific information for the property <insert_0> could not be retrieved.

Response

Check if the application specific information is set properly.

CWYES7201

There is no effective dated property in the business object, but getCurrentItem is set to true.

Severity

30 : Severe error

Explanation

There is no effective dated property in the business object, but getCurrentItem is set to true.

Response

Set the effective dated metadata for the effective dated property or remove getCurrentItem if none exist.

CWYES7202

The business object creation failed for <insert_0>

Severity

30 : Severe error

Explanation

The business object creation failed.

Response

Check the reasons for the failure in the log and correct the same.

CWYES7301

The session instance has become invalid.

Severity

40 : Stop Error

Explanation

The session instance has become invalid.

Response

The EIS might be down or the PingComplInterface property value could be incorrect.

CWYES7302

The execute call on the PeopleSoftInterpreter instance has failed.

Severity

30 : Severe error

Explanation

The execute call on the PeopleSoftInterpreter instance has failed.

Response

Check the logs and correct the error.

CWYES7303

The call to the PeopleTools API 'get' has failed. The RetrieveAll operation cannot be completed.

Severity

30 : Severe error

Explanation

The RetrieveAll operation cannot proceed because the call to the PeopleTools API 'get' has failed.

Response

Take corrective action based on the error message retrieved from the PeopleSoft message collection.

CWYES7303

The execute call on the PeopleSoftInteraction instance has failed for the record <insert_0>.

Severity

30 : Severe error

Explanation

The execute call on the PeopleSoftInteraction instance has failed for the record <insert_0>.

Response

Check the logs and correct the error.

CWYES7401

The call to <insert_0> on the component interface instance <insert_1> failed. The value <insert_2> could not be set.

Severity

30 : Severe error

Explanation

The call to a PeopleTools API could have failed because of the incorrect value provided.

Response

The value provided for a property is incorrect. Correct the same.

CWYES7402

The call to <insert_0> on the component interface instance <insert_1> failed.

Severity

30 : Severe error

Explanation

The call to a PeopleTools API has failed.

Response

The value provided for a property is incorrect. Correct the same.

CWYES7403

There are no primary keys with values set on the business object <insert_0>.

Severity

30 : Severe error

Explanation

There are no primary keys with values set on the business object <insert_0>.

Response

Provide values to at least one of the primary keys on the business object for the retrieval to succeed.

CWYES7404

The value has not been set or is null for the primary key <insert_0> on the business object <insert_1>.

Severity

30 : Severe error

Explanation

The value has not been set for a primary key on the business object.

Response

Provide value to all the primary keys on the business object for the operation to succeed.

CWYES7405

The call to GetMatchingItem has failed. The child item could not be retrieved.

Severity

30 : Severe error

Explanation

The child item could not be retrieved as the call to GetMatchingItem failed.

Response

Take corrective action based on the error message retrieved from the PeopleSoft Message Collection.

CWYES7406

The cross referencing operation has failed.

Severity

30 : Severe error

Explanation

The cross referencing operation has failed.

Response

None

CWYES7407

An error has occurred while setting the system properties on the EIS object.

Severity

30 : Severe error

Explanation

An error has occurred while setting the system properties on the EIS object.

Response

Check the logs and correct the error.

CWYES7408

An error has occurred while setting the find key properties on the EIS object.

Severity

30 : Severe error

Explanation

An error occurred while setting the find key properties on the EIS object.

Response

Check the logs and correct the error.

CWYES7409

An error occurred while setting the primary key properties on the EIS object.

Severity

30 : Severe error

Explanation

An error has occurred while setting the primary key properties on the EIS object.

Response

Check the logs and correct the error.

CWYES7410

The key property <insert_0> has no corresponding value. The adapter is unable to continue the operation.

Severity

30 : Severe error

Explanation

A key property has no corresponding value. The adapter is unable to continue the operation.

Response

Check the logs and correct the error.

3.2. Diagnostic messages: WebSphere Adapter for SAP Software (CWYAP)

The diagnostic messages for WebSphere Adapter for SAP Software are listed in the following groups:

Messages for the SAP Resource Adapter:

- [CWYAP1001-1999: Common Components](#)
- [CWYAP2001-2999: BAPI](#)
- [CWYAP3001-3999: ALE IDoc processing](#)
- [CWYAP4001-4999: QISS Runtime module](#)

Messages for the SAP Enterprise Metadata Discovery:

- [CWYAP100001-100999: EMD](#)
- [CWYAP101001-101999: EMD ALE metadata import](#)
- [CWYAP102001-102999: EMD BAPI metadata import](#)
- [CWYAP103001-103999: EMD QISS module](#)



[Notices](#) | [Trademarks](#) | [Downloads](#) | [Library](#) | [Support](#) | [Feedback](#)

3.2.1. Diagnostic messages: WebSphere Adapter for SAP Software - Resource Adapter (CWYAP)

The diagnostic messages for WebSphere Adapter for SAP Software Resource Adapter are listed in the following groups:

- [CWYAP1001-1999: Common Components](#)
- [CWYAP2001-2999: BAPI](#)
- [CWYAP3001-3999: ALE IDoc processing](#)
- [CWYAP4001-4999: OISS Runtime module](#)

[Notices](#) | [Trademarks](#) | [Downloads](#) | [Library](#) | [Support](#) | [Feedback](#)

 Copyright IBM Corporation 1999, 2008. All Rights Reserved.
 Last updated : 2008-06-16 09:31:52

3.2.1.1. CWYAP1000-1999: SAP Software resource adapter - Common components

CWYAP1001

The application-specific information could not be processed for the following business object:
<insert_0>. Error: <insert_1>.

Explanation

An error occurred while retrieving the application-specific information for the business object. Use the Enterprise Metadata Discovery (EMD) generated objects. If you have modified the business objects, make sure the structure matches the structure described in the user documentation.

Response

Check the business object metadata and verify that it is correct.

CWYAP1002

An UnsupportedEncodingException exception has occurred. Exception message <insert_0>.

Explanation

The Adapter for SAP does not support the character encoding that is provided.

Response

Verify that the adapter supports the specified character encoding.

CWYAP1003

The following error has occurred: Exception <insert_0>, Message: <insert_1>. Cause: <insert_2>, Message: <insert_3>.

Explanation

An exception has occurred. See the exception details for more information.

Response

An exception has occurred. See the exception details for information about the problem.

CWYAP1004

SAPManagedConnection Configuration property value = <insert_0> is invalid.

Explanation

The value assigned to a configuration property is invalid .

Response

Correct the SAP configuration property value by assigning a valid value. Refer to the adapter user documentation for correct property usage.

CWYAP1005

Business object <insert_0>. The object type could not be determined.

Explanation

Adapter is unable to determine object type ,it may be an unsupported message or Business Object application-specific information may be incorrect.

Response

Either correct the business object level application-specific information or generate the business objects again using Enterprise Metadata Discovery.

CWYAP1006

Interaction.execute(InteractionSpec, Record in, Record out) with three argument method is not supported .

Explanation

The interaction supports Interaction.execute(InteractionSpec, Record in) signature with two arguments.

Response

Invoke the Interation.execute() command by passing one input Record object and one output Record object.

CWYAP1007

A JCo exception occurred while the adapter was processing. Group: <insert_0>. Key: <insert_1>. Error Message: <insert_2>. Cause: <insert_3>.

Explanation

A JCo exception occurred.

Response

This is a generic SAP JCo exception that is generated by the SAP system. See the exception details for more information.

CWYAP1008

Property <insert_0> cannot be set. Business object <insert_1> cannot be set.

Explanation

The adapter is unable to process this property for the specified business object.

Response

The property might not exist in the business object or the property name might be misspelled. Verify that the business object structure is correct.

CWYAP1009

The RFC function <insert_0> cannot be found in this SAP instance.

Explanation

The RFC function <insert_0> could not be found in the SAP system.

Response

Ensure that the function exists in the SAP application to which you are connecting.

CWYAP1010

Business object <insert_0> cannot be created in namespace <insert_2>.

Explanation

Unable to load business object using provided namespace.

Response

Ensure that the namespace is correctly configured.

CWYAP1011

A value for maxLength for property <insert_0>, business object <insert_1>, cannot be obtained.

Explanation

An error is encountered while getting MaxLength for business object property.

Response

Check to see that this property exists, and ensure that a value for maxLength is specified ..

CWYAP1012

The connection to the SAP application has been lost.

Explanation

The adapter is unable to connect to SAP, see exception message for connection error detail.

Response

The Adapter for SAP is unable to connect to the SAP system. If the problem persists, restart the adapter.

CWYAP1013

GatewayHost <insert_0> is configured, but GatewayService is not.

Explanation

GatewayHost and GatewayService need to be configured in parallel.

Response

Either set GatewayService or remove GatewayHost.

CWYAP1014

GatewayService <insert_0> is configured, but GatewayHost is not.

Explanation

GatewayHost and GatewayService need to be configured in parallel.

Response

Either set GatewayHost or remove GatewayService.

CWYAP1015

An unrecoverable error has occurred: The transaction.properties file cannot be found in either the <insert_0> JAR file or in the class path.

Explanation

The transaction.properties file could not be found. This file is used by the adapter to get the transaction property.

Response

Create the transaction.properties file and add it to the class path.

CWYAP1016

The connection expected a local transaction, but a local transaction is not supported by the <insert_0> interface.

Explanation

Not all interface types support local transactions.

Response

Check to see that the interface type supports local transactions.

CWYAP1017

Error: Configuration property SystemNumber <insert_0> is invalid.

Explanation

The SAP system expects the SystemNumber to be a numeric value.

Response

Enter a valid numeric value for the SystemNumber property.

CWYAP1018

Error: A value is needed for the <insert_0> property if there is a value for the MessageServerHost property.

Explanation

The SAP system expects the SystemNumber to be a numeric value.

Response

Enter a valid value for the SystemNumber property.

CWYAP1019

An exception occurred while connecting to the SAP system. Error message: <insert_0>.

Explanation

An exception occurred while making the connection to the SAP application. The adapter is unable to connect using the logon credentials that have been provided.

Response

Refer to the exception message for more details.

CWYAP1020

An exception occurred while disconnecting from the SAP system. Error message: <insert_0>.

Explanation

An exception occurred while attempting to disconnect from the SAP system.

Response

Check the exception message for more details.

CWYAP1021

Error: Object type <insert_0> is undefined.

Explanation

The business object type does not have a valid value.

Response

Revise the object type in the business object. The object type provided is not one of the valid values.

CWYAP1022

The <insert_0> method with signature javax.resource.cci.InteractionSpec ispec,javax.resource.cci.Record input,javax.resource.cci.Record output is not supported.

Explanation

The adapter supports only a certain signature for the execute() method.

Response

Use a different execute() method.

CWYAP1023

The <insert_0> method is not implemented.

Explanation

The adapter does not support the call() method for invocation.

Response

Invoke the adapter by using a different method.

CWYAP1024

An error occurred while getting the TYPE application-specific information from the business graph for <insert_0>. Error message: <insert_1>. Valid values are BAPI, ALE, and QISS. Refer to the Adapter for SAP user documentation for details.

Explanation

An exception occurred while determining the interface type.

Response

Check the value of the TYPE application-specific information for the business graph; the value should be BAPI for the BAPI interface.

CWYAP1025

An invalid operation was found for the interface <insert_0>. The following operations are valid for this interface: <insert_1>.

Response

Verify that the operation value set while invoking the interface is valid.

CWYAP1026

The application-specific information could not be parsed. The SapBusinessObjectMetadata.xsd file might either be missing, outdated, or contain multiple versions. Exception: <insert_0>.

Explanation

The adapter cannot parse the business object application-specific information.

Response

Verify that the SapBusinessObjectMetadata file is present and valid and that there is only one version.

3.2.1.2. CWYAP2000-2999: SAP Software resource adapter - BAPI

CWYAP2001

DataGraph.get() returned a null business object, possibly because there is an error in the business object schema.

Explanation

The business object structure or application-specific information is incorrect.

Response

Correct the business object structure or application-specific information.

CWYAP2002

An exception occurred while calling JCo.createFunction(BAPI_TRANSACTION_BEGIN). Error: <insert_0>

Response

Verify that the transaction version of the SAP adapter is being deployed.

CWYAP2003

An exception occurred while calling JCo.createFunction(BAPI_TRANSACTION_COMMIT). Error: <insert_0>

Explanation

There is an error in the SAP transaction commit.

Response

Verify that the transaction version of the SAP adapter is being deployed.

CWYAP2004

An exception occurred while calling JCo.createFunction(BAPI_TRANSACTION_ROLLBACK). Error: <insert_0>

Explanation

An error occurred in the SAP transaction rollback.

Response

Verify that the transaction version of the SAP Adapter is being deployed.

CWYAP2005

An error occurred while executing JCo.Execute(). Error: <insert_0>

Explanation

The JCo call failed in the adapter.

Response

Ensure that the business object is valid and contains valid data that corresponds to existing data in the SAP application.

CWYAP2006

An error occurred while processing the application-specific information for the BAPI Error: <insert_0>

Explanation

An error occurred while parsing business object application-specific information.

Response

Check the business object application-specific information for the BAPI. It is either invalid or corrupted.

CWYAP2007

A error occurred while calling a BAPI. Error: <insert_0>

Explanation

The BAPI call failed.

Response

An error occurred when the adapter called a BAPI. Check the log messages for details and correct the problem.

CWYAP2008

An error occurred while mapping data from the BAPI paramlist to the SDO property for
propertyName=<insert_0>(<insert_1>);

Explanation

An error occurred while mapping business object data to SAP JCA data type.

Response

Ensure that the business object application-specific information is correct and that the data passed to the business object is valid.

CWYAP2009

An error occurred because data exceeded the maximum length for BAPI property =<insert_0>
asi=<insert_1> valid maxLength=<insert_2> received length=<insert_3>

Explanation

Data retrieved from SAP is longer then the property can hold.

Response

Reduce the data length for the logged property.

CWYAP2010

An application-specific information error occurred in the `getOperationASi()` property=`<insert_0>`
parent=`<insert_1>`

Explanation

The business object application-specific information is invalid.

Response

The operation is invalid. Ensure that the business object application-specific information is valid.

CWYAP2011

An `SapAsiException` occurred in `execute()`. Error: `<insert_0>`

Explanation

A business object application-specific information error occurred.

Response

The processing failed for some application-specific information. Ensure that the business object schema and the application-specific information are valid.

CWYAP2012

An exception occurred while calling the `commit`. Error: `<insert_0>`

Explanation

An error occurred in the application-specific information.

Response

Check the business object and SAP data.

CWYAP2013

An exception occurred while calling a `rollback`. Error: `<insert_0>`

Explanation

A failure occurred while calling BAPI `rollback`.

Response

Ensure that the business object and SAP data are valid.

CWYAP2014

A `SapTransactionException` error occurred in `execute()`. Error: `<insert_0>`

Explanation

An error occurred while calling a BAPI transaction. Refer to the WebSphere Adapters SAP user documentation for more details about using BAPI transactions.

Response

An error occurred in the SAP BAPI transaction. Check the business object and the SAP data to ensure that they are valid.

CWYAP2015

A JCo.Exception occurred in execute(). Error: <insert_0>

Explanation

An error occurred in JCo.

Response

Check the SAP connection; SAP middleware generated the error.

CWYAP2016

A SapBaseException occurred in execute(). Error: <insert_0>

Explanation

An error occurred in the SAP adapter execute() method.

Response

Verify and correct the data. If the problem persists, contact IBM support.

CWYAP2017

A simple BAPI (without transaction) failed. Error: <insert_0>

Explanation

An error occurred while invoking a BAPI. Check the exception message.

Response

Verify and correct the data in the input BAPI business object. See the exception message for more details.

CWYAP2018

An SapAsiException occurred in the execute() method. Error: <insert_0>

Explanation

An error occurred in the application-specific information.

Response

Verify that the business object application-specific information is correct.

CWYAP2019

An SapAsiException exception occurred in the execute() method. Error: <insert_0>.

Explanation

An error occurred in the business object application-specific information.

Response

Verify that the business object application-specific information is correct.

CWYAP2023

An error occurred while getting the method name in a BAPI business object: <insert_0>.

Explanation

A method is either missing or has invalid application-specific information for the operation.

Response

Verify that the method name is valid in the business object for the current operation.

CWYAP2024

The verb=<insert_0>, and the operation=<insert_1>; both cannot be null.

Explanation

Adapter is unable to determine operation to be performed on business object, verb or operation should have valid value.

Response

Pass the matching verb and operation while invoking the adapter. If no matching verb is available, set the operation name in SAPInteractionSpec.

CWYAP2025

The verb=<insert_0> and operation=<insert_1> do not match.

Explanation

If only the verb is specified, the operation is automatically set to the same value as the verb. If only the operation is specified, the verb should either be null or it must match the operation.

Response

Pass the matching verb and operation while invoking the adapter; if no matching verb is available, set the operation name in SAPInteractionSpec.

CWYAP2026

No methods were found for operation =<insert_0> in the business object application-specific information.

Explanation

The top level business object did not find the method in the business object.

Response

Check the business object level application-specific information to verify the method names for the corresponding verb or operation.

CWYAP2027

BAPI's business object level application-specific information used to determine BAPI-Name is found null. Verify the business object application-specific information for that BAPI; this information is present in the top-level business object.

Explanation

The top-level business object did not find a method in the business object.

Response

Check the business object level application-specific information to verify that the method name for the corresponding verb or operation exists.

CWYAP2028

Business object <insert_0> was not found in the BusinessObject-Wrapper=<insert_1>.

Explanation

The child business object of the wrapper business object might be missing.

Response

Check the Wrapper-BusinessObject level application-specific information and verify that the method

name for the corresponding verb or operation exists.

CWYAP2029

An exception occurred in mapBAPIToSDO for function=<insert_0>.

Explanation

A JCo exception was generated by the SAP application.

Response

An error occurred while calling the BAPI RFC function. Verify that valid values are passed to the business object.

CWYAP2030

The application-specific information for property=<insert_0> could not be found for DataObject=<insert_1>.

Explanation

Application-specific information is missing for the property in the business object.

Response

The application-specific information in the business object could not be read; verify that the application-specific information for the property in the corresponding business object is valid.

CWYAP2031

An exception occurred in mapBAPIAttributeToSDO for property=<insert_0>.

Explanation

An error occurred while mapping the SAP.JCo attribute to the business objects property.

Response

Either the types are mismatched or this version of the SAP instance does not contain the property.

CWYAP2032

An error occurred while getting partner-character encoding. Error: <insert_0>.

Explanation

The SAP application might not support the specified character set.

Response

Verify that the partner character set is supplied for the given SAP application.

CWYAP2033

An error occurred while getting metadata for the BAPI Object. Error: <insert_0>.

Explanation

An error occurred while getting metadata for the BAPI object, BusinessObjectMetadata file may be missing or old .

Response

Verify that the business object metadata is correct.

CWYAP2034

An error occurred while getting metadata. Error Message: <insert_0>.

Explanation

An error occurred while getting metadata for the BAPI Object.

Response

Verify that the business object metadata is correct.

CWYAP2035

An exception occurred while converting the enterprise information system (EIS) object to a Cursor for property: <insert_1>. Error: <insert_0>.

Explanation

Error occurred while converting EIS object to Business Object, see exception message for failed property information.

Response

Verify that the business object metadata for the property is correct.

CWYAP2036

An error occurred while mapping table "fieldName=" <insert_1> " propertyName=" <insert_2>, Error: <insert_0>

Explanation

Error while mapping table "fieldName=" <insert_1> " propertyName=" <insert_2>

Response

Verify the data set in the field that is generating the error.

CWYAP2037

The adapter is unable to get the value for the enterprise information system (EIS) field <insert_1>. Error: <insert_0>.

Explanation

Unable to get the value for the EIS field <insert_1>.

Response

Verify that the adapter is connected to the correct version of the EIS.

CWYAP2038

An exception occurred while calling a BAPI rollback.

Explanation

The SAP adapter is unable to roll back the BAPI call.

Response

Verify that the rollback application-specific information in the transaction business object is correct.

CWYAP2039

An error occurred while calling bapiSerializer.getBapiCursor(). Error: <insert_1>

Explanation

The adapter is unable to serialize the business object.

Response

Verify that the application-specific information in the business object is correct.

CWYAP2040

An error occurred while calling getNext() on TopLevelCursor. Error: <insert_0>.

Explanation

The adapter is unable to map data from the enterprise information system (EIS) to the cursor.

Response

Refer to the exception message for more details.

CWYAP2041

The adapter has generated a DESPI exception. Error: <insert_0>.

Explanation

A DESPI error was generated while mapping data to the DESPI Cursor.

Response

Refer to the exception message for more details.

CWYAP2042

The Cursor could not be initialized. Error: <insert_0>.

Explanation

Failed to initialize the Cursor.

Response

Refer to the exception message for more details.

3.2.1.3. CWYAP3000-3999: SAP Software resource adapter - ALE IDoc processing

CWYAP3001

The business object structure for the business object <insert_0> is invalid. The Control and Data record objects cannot be determined. Error: <insert_1>.

Explanation

The business object structure is incorrect. Use the business objects generated by the enterprise service discovery wizard. If you have modified the business objects, they should conform to the structure and metadata format described in the user documentation.

Response

Check the business object structure and ensure that it is correct.

CWYAP3002

The business object structure for the business object <insert_0> is invalid. The property <insert_1> cannot be processed. Error: <insert_2>.

Explanation

The business object structure is incorrect. Use the business objects generated by the enterprise service discovery wizard. If you have modified the business objects, they should conform to the structure and metadata format as described in the user documentation.

Response

Check the business object structure.

CWYAP3003

The value for the NameOfTableStructure property in the control record is invalid. The current value is set to <insert_0>.

Explanation

Use a value of EDI_DC for IDocs that are to be exchanged with an R/3 system of Release 3.0 or 3.1. Use a value of EDI_DC40 for IDocs that are to be exchanged with an R/3 system of Release 4.x or later.

Response

Set the value to EDI_DC or EDI_DC40 to represent the version of the IDoc record types you want to process.

CWYAP3004

In the business object <insert_0>, the value for the property <insert_1> has been truncated from '<insert_2>' to '<insert_3>'.

Explanation

The truncation of the value may have adverse affects on the intended meaning of the value.

Response

This is a warning message. Check the maxLength or the value of the property to see if the truncation changes the meaning of the value.

CWYAP3005

The value for the NameOfTableStructure property in the control record is invalid. The current value is set to <insert_0>.

Explanation

Use a value of EDI_DC for IDocs that are to be exchanged with an R/3 system of Release 3.0 or 3.1. Use a value of EDI_DC40 for IDocs that are to be exchanged with an R/3 system of Release 4.x or later.

Response

Set the value to EDI_DC or EDI_DC40 to represent the version of the IDoc record types you want to process.

CWYAP3006

A segment name has not been sent from SAP for IDoc type <insert_0>.

Explanation

The segment name is needed to set the data in the correct business object.

Response

Check the IDoc in SAP and make sure that the segment exists.

CWYAP3007

The child business object for the IDoc segment <insert_0> cannot be found for the business object

<insert_1>. This segment cannot be set.

Explanation

Some data from SAP is not being populated in the business object, and it might be needed for the business object to be processed correctly.

Response

Check if the business object definition contains correct segment or if the data from the segment is needed for the business object.

CWYAP3008

An event for transaction ID <insert_0> contains an empty data record.

Explanation

An event cannot be created for an IDoc with an empty data record because there is no data to process.

Response

Check the IDocs for the transaction ID in the SAP application to see why one has an empty record.

CWYAP3009

The notification method for the event delivery could not be obtained.

Explanation

An endpoint needs to be active before an event can be sent to it.

Response

This is an unexpected error. Make sure that the endpoint is active.

CWYAP3010

An empty value cannot be set to the DummyKey property from the foreign key reference.

Explanation

A optional XPath value is expected which points to foreign key attribute , if XPath value is empty Adapter would not process Dummy key.

Response

Check the value for the specified foreign key property, check the IDoc sent from SAP, and check that the correct foreign key is specified for the DummyKey property.

CWYAP3011

The foreign key application-specific information for the DummyKey property is invalid. Currently it is set to <insert_0>.

Explanation

The value specified in the foreign key application-specific information does not point to a valid property in the business object.

Response

Check the foreign key application-specific information for the DummyKey property.

CWYAP3012

A NULL value was found for the business object <insert_1>, property <insert_0>. The value for the DummyKey property could not be set. The event will fail.

Explanation

A optional XPath value is expected which points to foreign key attribute , if XPath value is empty Adapter would not process Dummy key.

Response

Check the value for the specified foreign key property, check the IDoc sent from SAP, and check that the correct foreign key is specified for the DummyKey property.

CWYAP3013

The foreign key application-specific information for the DummyKey property cannot be set to a contained (complex) type property.

Explanation

The foreign key application-specific information must be set to a simple property.

Response

Check the XPath value specified in application-specific information for the DummyKey property.

CWYAP3014

The operation metadata is incorrect. For the IDoc type <insert_0>, the combination of MsgType=<insert_1>, MsgCode=<insert_2>, and MsgFunction=<insert_3> is already mapped to operation <insert_4>.

Explanation

Two operations for the same IDoc type cannot have the same values for the MsgType, MsgCode, and MsgFunction.

Response

Check the operation application-specific information , specify a valid combination of MsgType , MsgCode and MsgFunction which would determine operation .

CWYAP3015

For the IDoc type <insert_0>, the combination MsgType=<insert_1>, MsgCode=<insert_2>, and MsgFunction=<insert_3> could not be found in the application-specific information for any of the operations.

Explanation

The MsgType, MsgCode, and MsgFunction need to be set so that the operation can be determined.

Response

Check the operation application-specific information , specify a valid combination of MsgType , MsgCode and MsgFunction which would determine operation .

CWYAP3016

The business object operation is set to <insert_0>. ALE outbound processing supports only EXECUTE as an operation.

Explanation

For ALE outbound processing, the adapter does not support any operations other than EXECUTE.

Response

Verify the operation that is set on the object and change it to EXECUTE .

CWYAP3017

The function name in the InteractionSpec is empty. For ALE outbound operations, only EXECUTE is supported as a function name.

Explanation

A function name of EXECUTE is required for outbound processing.

Response

Set EXECUTE as the function name in the InteractionSpec.

CWYAP3018

The function name in InteractionSpec is incorrect. For ALE outbound operations, only EXECUTE is supported as a function name. Currently the function name is set to <insert_0>.

Explanation

A function name of EXECUTE is required for outbound processing.

Response

Set EXECUTE as the function name in InteractionSpec.

CWYAP3019

The SapIDocControlRecord child object is invalid in the business object <insert_0>.

Explanation

The structure of the SapIDocControlRecord child object has caused a processing error.

Response

Check the business object structure and correct it.

CWYAP3020

An unexpected, unchecked exception was generated while delivering an event to endpoint <insert_0>.

Explanation

An unexpected error occurred while delivering the business object to an endpoint, see exception detail for more information.

Response

Check the previous exception messages and correct the error.

CWYAP3021

The ALE event listeners cannot be restarted because the retry limit has been reached.

Explanation

Attempts to restart the ALE event listeners have failed. The SAP system might be down.

Response

After ensuring that the SAP system is accessible, try to stop and then restart the adapter.

CWYAP3022

The retry mechanism has failed to restart the existing ALE event listeners. The adapter will attempt to start new listeners.

Explanation

If the retry mechanism cannot restart existing listeners, the adapter will attempt to start new ALE event listeners.

Response

Configure the RestartLimit and the RestartInterval properties appropriately to make sure that the SAP system is available after a maintenance shutdown.

CWYAP3023

The SAPTransactionID property is missing. J2C local transactions for ALE outbound operations cannot be supported.

Explanation

J2C local transactions are only supported when the SAPTransactionID property is present.

Response

Make sure that the business object definition is valid.

CWYAP3024

You must set valid values for the following mandatory IDocControlRecord parameters: <insert_0>, <insert_1>, <insert_2>, <insert_3>, <insert_4>, and <insert_5>.

Explanation

The IDoc posting to the SAP system will fail if all of the required fields in the control record are not set.

Response

Make sure that all of the required fields are set in the control record.

CWYAP3025

Error: The remote function <insert_0> cannot be found.

Explanation

Check the SAP system to make sure the remote function you are trying to call is available.

Response

Make sure that the remote function is available in the SAP system.

CWYAP3026

The adapter is trying to restart ALE event listeners. Retry number <insert_0> of <insert_1> total retries.

Explanation

ALE event listeners have stopped listening and are being restarted.

Response

If the restart retries fail, restart the adapter or the application that is using the adapter. Make sure the RetryInterval property is set to an appropriate value.

CWYAP3027

RetryLimit is configured as 0. The adapter will try to restart the ALE event listeners infinitely. The current retry number is <insert_0>.

Explanation

ALE event listeners have stopped listening and are being restarted.

Response

If the restart retries fail, restart the adapter or the application that is using the adapter. Make sure the `RetryInterval` property is set to an appropriate value.

CWYAP3040

The value for the `SplitIDocPacket` application-specific information of `<insert_0>` is unsupported.

Explanation

None of the expected values for the `SplitIDocPacket` application-specific information were found.

Response

Check the value in the `SplitIDocPacket` application-specific information of the business object.

CWYAP3041

The value for the `Type` application-specific information of `<insert_0>` is unsupported.

Explanation

None of the expected values for the `Type` application-specific information were found.

Response

Check the value in the `Type` application-specific information of the business object.

CWYAP3042

The business graph `<insert_0>` specified in the Namespace `<insert_1>` cannot be created.

Explanation

The business graph might not exist or might exist in a different Namespace.

Response

Ensure that the business graph exists in the specified Namespace.

CWYAP3043

The business object `<insert_0>` cannot be created.

Explanation

The business object either might not exist, might be in the wrong Namespace, or might not be located in the class path.

Response

Ensure that the business object exists and that it is in the correct Namespace and in the class path.

CWYAP3044

An error occurred while setting the `DummyKey` property for the IDoc number `<insert_0>`.

Explanation

The xpath found in the application-specific information might be incorrect or the foreign key property might not exist.

Response

Ensure that the xpath has been set correctly in the `DummyKey` property or that the foreign key property exists.

CWYAP3045

A business object definition was not found during object generation. Exception: <insert_0>

Explanation

The business object might either not exist, might be located in the wrong Namespace, or might not be in the class path.

Response

Ensure that the business object exists and that it is in the correct Namespace and in the class path.

CWYAP3046

An exception occurred for the application-specific information during object generation. Exception: <insert_0>

Explanation

When generating the object with the data from the SAP system, an exception occurred with the application-specific information.

Response

Check the exception details in the error message for more information about the problem with the application-specific information.

CWYAP3047

An exception occurred during object generation. Exception: <insert_0>

Explanation

An exception occurred when generating the object with the data from the SAP system.

Response

Check the exception details in the error message for specific details about the problem.

CWYAP3048

The child object <insert_0> is not expected in the IDoc control record object.

Explanation

The IDoc control record object should have only simple properties.

Response

The child object should be removed.

CWYAP3049

The segment name for some IDoc data cannot be found for the IDoc number <insert_0>. This data cannot be processed.

Explanation

The IDoc data from the SAP system is incomplete and therefore cannot be processed.

Response

Either the data must be removed from the IDoc, or the segment name must be added.

CWYAP3050

An exception occurred while processing the segment data for the IDoc number <insert_0>. Exception: <insert_1>

Explanation

An exception occurred while processing the segment data from the SAP system.

Response

Refer to details in the exception for more information about the problem.

CWYAP3051

The maxLength application-specific information for the property <insert_0> cannot be obtained.

Explanation

The maxLength metadata for the given property cannot be found.

Response

Check to see if there is a maxLength for the given property.

CWYAP3052

An exception occurred while retrieving application-specific information metadata. Exception: <insert_0>

Explanation

An exception occurred while retrieving application-specific information metadata.

Response

Check the details in the error message for the specific issue.

CWYAP3053

An exception occurred while retrieving the application-specific information metadata for the DummyKey property. Exception: <insert_0>

Explanation

An exception occurred while retrieving the application-specific information metadata for the DummyKey property.

Response

Check the details in the error message for the specific issue with the metadata.

CWYAP3054

The event for the transaction ID <insert_0> contains no data for any of the segments.

Explanation

No object can be created if there is no data.

Response

Check the transaction ID in the SAP system to see why there is no data for any of the segments.

CWYAP3055

An exception occurred while determining the operation. Exception: <insert_0>

Explanation

An exception occurred while determining the operation.

Response

Check the details in the error message for the specific issue with the operation.

CWYAP3056

The operation metadata is incorrect. A combination of IDocType <insert_0>, MsgType <insert_1>, MsgCode <insert_2>, and MsgFunction <insert_3> is already mapped to operation <insert_4>.

Explanation

The combination of operation metadata can only occur once so that the correct operation can be determined.

Response

Change the operation metadata so that the combination occurs only in one operation.

CWYAP3057

The operation for the combination of IDocType <insert_0>, MsgType <insert_1>, MsgCode <insert_2>, and MsgFunction <insert_3> cannot be determined.

Explanation

There is no operation metadata set that matches the data in the IDoc.

Response

Set the operation metadata for the IDoc type.

CWYAP3058

The notification method for event delivery cannot be determined. Exception: <insert_0>

Explanation

The notification method is needed to send events to the endpoint.

Response

Check the details in the error message for the specific issue with the notification method.

CWYAP3059

An unexpected, unchecked exception occurred while delivering an event to the endpoint <insert_0>. Exception: <insert_1>

Explanation

An error occurred while attempting to deliver the event to the endpoint.

Response

Check the exception details in the error message for the specific reason for the exception.

CWYAP3060

An endpoint is unavailable for the notification method specified. Exception: <insert_0>

Explanation

An endpoint is needed for an event to be delivered.

Response

Check the details in the error message for the reason why the endpoint is unavailable.

CWYAP3061

An exception occurred while calling the <insert_0> method for a message endpoint. Exception: <insert_0>

Explanation

One of the methods called for sending an event to the message endpoint caused an exception.

Response

Check the exception details in the error message for the specific reason that the exception occurred.

CWYAP3062

An error occurred while processing transaction ID <insert_0>, and the IgnoreIDocPacketErrors configuration property is not set. Processing is ending. The failure occurred in IDoc number <insert_1>.

Explanation

If the IgnoreIDocPacketErrors configuration property is not set, processing will be terminated so that the error can be resolved. This is useful when the sequence of IDocs in the packet needs to be maintained.

Response

Either resolve the error in the IDoc, or set the IgnoreIDocPacketErrors configuration property to ignore the error.

CWYAP3063

The verb property is set to <insert_0> in the business graph. ALE outbound processing does not use the verb property. This interface supports only EXECUTE as an operation.

Explanation

The value in the verb property should be empty.

Response

Remove the value that has been set in the verb property.

CWYAP3064

Error: In the method <insert_0>, the IDoc wrapper is found but there is a single cardinality DataRecord object in the wrapper.

Explanation

The DataRecord object needs to have multiple cardinality.

Response

Change the DataRecord object to have multiple cardinality.

CWYAP3065

An invalid JCo connection was encountered while sending an IDoc. Error message: <insert_0>

Explanation

The JCo connection properties are invalid.

Response

Check the JCo connection properties and ensure they are valid.

CWYAP3066

The adapter Inbound call failed while the transaction ID <insert_0> was being processed; however, processing will continue. The failure occurred for the IDoc number <insert_1>.

Explanation

An error has occurred in an IDoc, but because the IgnoreIDocPacketErrors property has been set, processing will continue.

Response

Resolve the error in the IDoc and resend it.

CWYAP3067

The property <insert_0> could not be found. The IDoc number cannot be determined.

Explanation

To determine the IDoc number, the SapIDocControlRecord property is needed.

Response

Resolve the error in the business object for the property specified in the error message.

CWYAP3068

Cursor.getNext() method call failed, verify that the input business object Cursor <insert_0> data is initialized. Error Message: <insert_1>

Explanation

The input data has not been populated in the input business object Cursor.

Response

Input business object data may not have been initialized in the business object specified in the error message, make sure data is initialized before calling getNext().

CWYAP3069

An error occurred while getting metadata for property <insert_0>. Error Message: <insert_1>

Explanation

An error was encountered while processing the property metadata.

Response

Resolve the error in the business object for the property specified in the error message.

CWYAP3070

The ALE Outbound call is unable to retrieve the transaction ID from the 'SAPTransactionID' field. Error Message: <insert_0>.

Explanation

Adapter is unable to read the transaction ID from the Accessor.

Response

Verify that this call is a transactional call.

CWYAP3071

The Accessor for verb <insert_0> cannot be obtained. Error Message: <insert_1>

Explanation

ALE Outbound processing does not use the verb property. This interface supports only EXECUTE as an operation.

Response

Either Unset or set verb to null for ALE Outbound.

CWYAP3072

Error Message: <insert_0>

Explanation

Check the exception message to determine the problem.

Response

Check the exception message to determine the problem.

CWYAP3073

An error occurred while calling the getNext() method on the OutputCursor object.

Explanation

The data has not been populated in the Cursor.

Response

Check the exception message to determine the problem.

CWYAP3074

Error Message: <insert_0>

Explanation

Check the exception message to determine the problem.

Response

Check the exception message to determine the problem.

CWYAP3075

An error occurred while calling the getNext() method on the TopLevelcursor.

Explanation

The data has not been populated in the Cursor.

Response

Ensure that data has been set on the Cursor.

CWYAP3076

An error occurred while getting metadata. Error Message: <insert_0>

Explanation

Metadata is invalid.

Response

Check the exception message to determine the problem.

CWYAP3077

An error occurred while getting metadata. Error Message: <insert_0>

Explanation

The metadata is invalid.

Response

Check the exception message to determine the problem.

CWYAP3078

An error occurred while getting metadata. Error Message: <insert_0>

Explanation

The metadata is invalid.

Response

Check the exception message to determine the problem.

CWYAP3079

An error occurred while getting metadata. Error Message: <insert_0>

Explanation

The metadata is invalid.

Response

Check the exception message to determine the problem.

CWYAP3080

Adapter is unable to find local transaction support, which is required for qRFC behavior. The IDoc is being processed using tRFC. <insert_0>

Explanation

The IDoc is being processed using tRFC. Because local transactions are not supported, qRFC cannot be used.

Response

Use _TX version of RAR file for executing qRFC call.

CWYAP3081

A valid queue name value was not found. The IDoc will be processed with tRFC. qRFC cannot be supported. <insert_0>

Explanation

A queue name value was not found. The IDoc is being processed with tRFC because qRFC cannot be supported without a valid queue name.

Response

The IDoc is being processed using the default protocol.

CWYAP3082

A qRFC queue list was not found on the enterprise information system (EIS).

Explanation

There is no queue available on the EIS; therefore, qRFC functionality cannot be supported.

Response

No qRFC queue is available on the EIS.

CWYAP3083

The value for the Dummy Key <insert_0> is null.

Explanation

The value of the DummyKey XPATH has been assigned a null value.

Response

Enter a value for field that corresponds to the DummyKey

3.2.1.4. CWYAP4000-4999: SAP Software resource adapter - QISS runtime module

CWYAP4001

There were no records found in table <insert_0>.

Severity

10 : Warning

Explanation

No rows were found in SAP for the specified query.

Response

Check the filter and enter a valid WHERE clause name pattern.

CWYAP4002

The QISS interface was unable to create a container for the business object <insert_0>.

Severity

30 : Severe error

Explanation

A business object must exist in the Namespace before a container for the business object can be created.

Response

Ensure that the business object exists in the Namespace or that the Namespace is valid for the business object.

CWYAP4003

An error occurred while processing the QISS business object <insert_0>. Error: <insert_1>

Severity

30 : Severe error

Explanation

The error must be corrected before the adapter can process the QISS business object.

Response

Check the exception message and refer to SAP Transaction ST22 to determine the problem.

CWYAP4004

An error occurred while processing a QISS business object. Error: <insert_0>

Severity

30 : Severe error

Explanation

The error must be corrected before the adapter can process the QISS business object.

Response

Check the exception message to determine the problem.

CWYAP4005

An error occurred while accessing QISS Cursor. Error: <insert_0>

Severity

30 : Severe error

Explanation

The error must be corrected before the adapter can process the QISS business object.

Response

Check the exception message to determine the problem.

3.2.2. Diagnostic messages: WebSphere Adapter for SAP Software - EMD (CWYAP)

The diagnostic messages for WebSphere Adapter for SAP Software Enterprise Metadata Discovery (EMD) are listed in the following groups:

- [CWYAP100001-100999: EMD](#)
- [CWYAP101001-101999: EMD ALE metadata import](#)
- [CWYAP102001-102999: EMD BAPI metadata import](#)
- [CWYAP103001-103999: EMD QISS module](#)

[Notices](#) | [Trademarks](#) | [Downloads](#) | [Library](#) | [Support](#) | [Feedback](#)



Copyright IBM Corporation 1999, 2008. All Rights Reserved.



Last updated : 2008-06-16 09:31:52

ay66008_ | reference topic | **Version 6.1.0.2**

<http://127.0.0.1:2458/help/advanced/print.jsp>

3.2.2.1. CWYAP100000-100999: SAP Software resource adapter - EMD

CWYAP100000

Severity

40 : Stop Error

CWYAP100001

The enterprise service discovery wizard cannot connect to the SAP Host system. Cause: <insert_0>

Severity

40 : Stop Error

Explanation

The enterprise service discovery wizard needs these properties to be entered correctly in order to connect to the SAP system. Refer to the adapter user guide for more details on each of these properties.

Response

Ensure that all the connection properties are correctly entered and try again.

CWYAP100002

The metadata tree could not be created for the adapter. Cause: <insert_0>

Severity

40 : Stop Error

Explanation

The enterprise service discovery wizard encountered a non-recoverable error while creating the tree-node structures and cannot proceed.

Response

Ensure that all the connection properties are correctly entered and try again.

CWYAP100003

The top level tree nodes for the metadata discovery could not be loaded. Cause: <insert_0>

Severity

40 : Stop Error

Explanation

The static top level nodes cannot be obtained. The enterprise service discovery wizard has encountered a severe error and cannot continue.

Response

Check the connection properties and try to reconnect.

CWYAP100004

The BOR metadata tree cannot be initialized. Error Code <insert_0>: Detail: <insert_1>

Severity

20 : Error

Explanation

The business object repository on the SAP system you are connecting to is either corrupt or is not configured properly.

Response

Ensure that the business object repository is properly configured on the target SAP system.

CWYAP100005

The ALE IDocs could not be retrieved from the system.

Severity

20 : Error

Explanation

The connection properties are invalid.

Response

Ensure that the connected SAP system supports ALE metadata introspection.

CWYAP100006

The enterprise service discovery wizard could not recognize the discovery criteria you entered.

Severity

0 : Information

Explanation

The wild card character * has been found in an unexpected location.

Response

The placement of the wild card character in the "Discover By Name" criteria needs to be corrected.

CWYAP100007

The enterprise service discovery wizard could not recognize the discovery criteria you entered.

Severity

0 : Information

Explanation

The * character can be used as a wild card to represent zero or more characters before or after alphanumeric characters. Searching by description is case sensitive. The expansion symbol (+) for the selected entry disappears if no items are found or if there is an illegal discovery criteria.

Response

The placement of the wild card character in the "Discover By Description" criteria needs to be corrected.

CWYAP100008

Unable to set the tool context for the enterprise service discovery wizard. Error: <insert_0>

Severity

40 : Stop Error

Explanation

The tool environment needs to create a tool context to pass to the discovery service for use until an SAP metadata connection is obtained.

Response

Try restarting WebSphere Integration Developer and the enterprise service discovery wizard.

CWYAP100009

Import configurations could not be generated for the selected nodes. Exception: <insert_0>

Severity

20 : Error

Explanation

For every MetadataObject that is to be imported, a configuration needs to be captured. This configuration defines how the SAP MetadataObject is to be included in the generated service description.

CWYAP100010

The enterprise service discovery wizard encountered a non-recoverable error while creating filtering properties for the tree nodes. Exception: <insert_0>

Severity

40 : Stop Error

Explanation

The enterprise service discovery wizard allows filtering of the nodes returned from a query but an error occurred while trying to display them in the tree.

Response

See the log for more information.

CWYAP100011

Object properties for the nodes cannot be created. Exception: <insert_0>

Severity

20 : Error

Explanation

The enterprise service discovery wizard displays the description of each node when you hover over any node through object properties. These properties provide you with a better understanding of the associated metadata object.

Response

Restart the enterprise service discovery wizard and try again.

CWYAP100012

Selection properties cannot be created for the nodes selected. Exception: <insert_0>

Severity

40 : Stop Error

Explanation

The enterprise service discovery wizard is unable to generate the metadata properties for the selected nodes.

Response

Verify you entered everything correctly and try again.

CWYAP100013

Unable to create the selection properties for the IDoc Objects selected. Exception: <insert_0>

Severity

20 : Error

Explanation

The enterprise service discovery wizard is unable to generate the metadata properties for the selected IDoc objects.

Response

Verify you entered everything correctly and try again.

CWYAP100014

An error occurred while creating IDocs from the file. Exception: <insert_0>

Severity

40 : Stop Error

Explanation

The enterprise service discovery wizard can only generate IDoc objects from a valid IDoc file. Ensure that the file is properly formatted and accessible.

Response

Verify that the IDoc file has been generated correctly from a SAP system.

CWYAP100015

Selection properties cannot be created for the selected BAPI objects. Exception: <insert_0>

Severity

20 : Error

Explanation

The enterprise service discovery wizard is unable to generate the metadata properties for the selected BAPI objects.

Response

See the log for more information.

CWYAP100016

Inbound connection configuration properties for the selected objects could not be created. Exception: <insert_0>

Severity

20 : Error

Explanation

The configuration is used for exchanging all the connection information; it is passed in the tooling environment, persisted to permanent storage, and synchronized with the runtime representation Java beans. Inbound connection configuration adds the methods to create and apply ActivationSpec properties and to retrieve the InboundConnectionType.

Response

Try restarting the enterprise service discovery wizard and if the problem persists contact IBM Software Support.

CWYAP100017

ActivationSpec properties for the Inbound connection cannot be created. Exception: <insert_0>

Severity

20 : Error

Response

Try restarting the enterprise service discovery wizard and if the problem persists contact IBM Software Support.

CWYAP100018

The adapter properties for the Inbound connection cannot be created. Exception: <insert_0>

Severity

20 : Error

Explanation

Inbound connection configuration must consist of properties that are specific to the adapter. Properties such as Adapter name, user name, log file name for the adapter, file size, trace file name, size. These properties can be configured later through the WebSphere Application Server Admin console of the server.

Response

Try restarting the enterprise service discovery wizard. If the problem persists contact IBM Software Support.

CWYAP100019

The enterprise service discovery wizard is unable to create the ManagedConnectionFactory properties for the Outbound connection. Exception: <insert_0>

Severity

40 : Stop Error

Explanation

The Outbound connection needs ManagedConnectionFactory Properties. These properties are used to establish a connection with the SAP system.

Response

Try restarting the enterprise service discovery wizard and if the problem persists contact IBM Software Support.

CWYAP100020

Unable to create Outbound Connection Configuration properties for the objects selected. Exception: <insert_0>

Severity

20 : Error

Explanation

The configuration is used for exchanging all of the connection information; it is passed in the tooling environment, persisted to permanent storage and synchronized with the runtime representation Java beans. Outbound connection configuration adds the methods to create and apply ManagedConnectionFactory properties and to retrieve the OutboundConnectionType.

Response

Try restarting the enterprise service discovery wizard and if the problem persists contact IBM Software Support.

CWYAP100021

Unable to create the adapter properties for the Outbound connection. Exception: <insert_0>

Severity

40 : Stop Error

Explanation

An exception occurred while adding the Outbound connection configuration to the adapter properties.

Response

Try restarting the enterprise service discovery wizard and if the problem persists contact IBM Software Support.

CWYAP100022

The Language and codepage combination is not recognized.

Severity

40 : Stop Error

Explanation

The SAP system you want to connect to must support these language and codepage values.

Response

Refer to the SAP product documentation for the correct codepage value and re-enter.

CWYAP100023

No operations have been specified for the service artifacts.

Severity

10 : Warning

Explanation

Enterprise metadata discovery cannot determine the operations selected by the user.

Response

Specify at least one operation to be associated with the service artifacts.

CWYAP100024

Service descriptions for the selected nodes in the <insert_0> module cannot be created. Error: <insert_1>

Severity

40 : Stop Error

Explanation

The enterprise service discovery wizard encountered an error while creating the Service descriptions.

Response

Try restarting the enterprise service discovery wizard and if the problem persists contact IBM Software Support.

CWYAP100025

Unable to set the metadata for the property <insert_0>. Error: <insert_1>

Severity

40 : Stop Error

Explanation

The enterprise service discovery wizard encountered an error while populating the schema for the property.

Response

This could be an issue with the SAP system to which you are connected. Using the SAPGUI, check the metadata for the node you selected. If the problem persists contact IBM Software Support.

CWYAP100026

Service descriptions cannot be generated for the nodes you have selected.

Severity

40 : Stop Error

Explanation

The enterprise service discovery wizard encountered an error while generating Outbound service descriptions.

Response

Try restarting the enterprise service discovery wizard and if the problem persists contact IBM Software Support.

CWYAP100027

An error occurred while setting the value for the property <insert_0>. Error: <insert_1>

Severity

40 : Stop Error

Explanation

The enterprise service discovery wizard encountered an error while setting the value for the property.

Response

Close the window and retry.

3.2.2.2. CWYAP101000-101999: SAP Software resource adapter - EMD ALE metadata import

CWYAP101001

ALE IDocs could not be retrieved from the SAP system for the node <insert_0>. Error: <insert_1>

Severity

40 : Stop Error

Explanation

The enterprise service discovery wizard requires that the target SAP system is properly configured to introspect the IDocs you have selected.

Response

Make sure you have enough privileges to do metadata introspection on the target SAP system.

CWYAP101002

No rows were found in the table: <insert_0>

Severity

40 : Stop Error

Explanation

The IDoc for the ALE node you have selected cannot be retrieved. The selected IDoc refers to a segment table that does not contain any rows.

Response

Check the log for more information.

CWYAP101003

There is no basic IDoc linked to the extension IDoc <insert_0>. Exception: <insert_1>

Severity

20 : Error

Explanation

A non-recoverable error occurred while locating the linked IDoc.

Response

Check the log for more information.

CWYAP101004

An error occurred when attempting to find a function in the SAP system. Exception: <insert_0>.

Severity

20 : Error

Explanation

A function needed for object generation was not found.

Response

Ensure that the function exists in the target SAP system.

CWYAP101005

Child objects for <insert_0> could not be created. Exception: <insert_1>.

Severity

40 : Stop Error

Explanation

Child objects could not be created for an IDoc.

Response

This could be an issue with the SAP system to which you are connected. Using the SAPGUI, check the metadata for the node you selected. If the problem persists contact IBM Software Support.

CWYAP101006

Metadata for object <insert_0> could not be set. Exception: <insert_1>.

Severity

40 : Stop Error

Explanation

Metadata could not be set for the specified object.

Response

This could be an issue with the SAP system to which you are connected. Using the SAPGUI, check the metadata for the node you selected. If the problem persists contact IBM Software Support.

CWYAP101007

No segments were found for <insert_0> for the release <insert_1>. Error Code: <insert_2>, Detail: <insert_3>.

Severity

20 : Error

Explanation

The Enter the Release input control allows an earlier version of the IDoc type to be used for object generation. If the earlier version of the IDoc type has fewer segments than the current version, the SAP enterprise service discovery wizard might create a definition with missing segments or the SAP enterprise service discovery wizard displays an error indicating that the generation of the business object was unsuccessful. This inconsistency is due to different versions of SAP requiring different API calls.

Response

Check the target SAP system to see if there are segments belonging to the release you entered. Re-enter a later release.

CWYAP101008

An IDoc type could not be found in the file before processing segment and field lines.

Severity

40 : Stop Error

Explanation

An IDoc type was not found when parsing the file. An IDoc type must exist before the segments and fields are processed.

Response

Generate the IDoc file from the SAP system again and run the SAP enterprise service discovery wizard with the new file.

CWYAP101009

An error occurred while converting the value for the 'LEVEL' tag to an integer for segment <insert_0> of the file you are trying to import. Exception: <insert_1>.

Severity

40 : Stop Error

Explanation

An error occurred while trying to convert the string for the 'LEVEL' tag to an integer.

Response

Generate the IDoc file from the SAP system again and run the SAP enterprise service discovery wizard with the new file.

CWYAP101010

A general exception error occurred for <insert_0> of <insert_1>. Reason <insert_2>.

Severity

40 : Stop Error

Explanation

The enterprise service discovery wizard has encountered an error and cannot complete the current action.

Response

See the exception message for more information.

CWYAP101011

A general exception occurred in terminal <insert_0>. Reason <insert_2>.

Severity

40 : Stop Error

Explanation

The enterprise service discovery wizard has encountered an error and cannot complete the current action.

Response

See the exception message for more information.

CWYAP101012

No BEGIN_SEGMENT_SECTION was found.

Severity

40 : Stop Error

Explanation

BEGIN_SEGMENT_SECTION was not found when parsing the file. This must exist when creating the data of the IDoc.

Response

Generate the IDoc file from the SAP system again and run the SAP enterprise service discovery wizard with the new file.

CWYAP101014

The <insert_0> property's maximum length could not be set properly because of Exception: <insert_1>. The maximum length value will default to 255.

Severity

40 : Stop Error

Explanation

An exception occurred when trying to set the maxLength property.

Response

See the exception message for more information.

CWYAP101015

Error calling function <insert_0>. Function not found. Error Code: <insert_1>, Detail: <insert_2>

Severity

40 : Stop Error

Explanation

An exception occurred when trying to discover the IDocs.

Response

Verify that the SAP system you are connected to has the function that could not be found.

CWYAP101016

A general exception occurred while creating the ALE nodes. Error: <insert_0>

Severity

20 : Error

Explanation

An exception occurred when trying to discover the IDocs.

Response

Verify that the SAP system you are connected to is properly configured to do IDoc introspection.

CWYAP101017

The internal language used to build the ALE nodes cannot be set. Error: <insert_0>

Severity

20 : Error

Explanation

The enterprise service discovery wizard failed to do a look-up for the internal language code in the table T002.

Response

Verify the language code.

CWYAP101018

An error occurred while making a function call into the SAP system. Exception: <insert_0>.

Severity

40 : Stop Error

Explanation

The values for the parameters that the function call is making into SAP may be incorrect.

Response

Check the details of the exception raised.

CWYAP101019

The child object <insert_0> was not created. Exception: <insert_1>.

Severity

40 : Stop Error

Explanation

A segment could not be created as a child object to the parent IDoc object.

Response

Restart the enterprise service discovery wizard and try generating the IDoc again. If the problem persists contact IBM Software Support.

CWYAP101020

Metadata for one of the properties in object <insert_0> could not be set. Exception: <insert_1>.

Severity

40 : Stop Error

Explanation

An attempt was made to set some metadata for one of the properties in the specified object.

Response

Restart the enterprise service discovery wizard and try generating the IDoc again. If the problem persists contact IBM Software Support.

CWYAP101021

An error occurred while checking to see whether property <insert_0> already exists in segment <insert_1> and trying to create a unique property name. Exception: <insert_2>.

Severity

40 : Stop Error

Explanation

An exception occurred while trying to verify that a property existed in a segment and while creating a unique property.

Response

Restart the enterprise service discovery wizard and try generating the IDoc again. If the problem persists contact IBM Software Support.

CWYAP101022

An error occurred while expanding the Discover IDoc from File node

Severity

20 : Error

Explanation

The Discover IDoc from File node doesn't have any child nodes so the node can't be expanded.

Response

First choose the filter button to choose a file to generate. Then expand the node.

CWYAP101023

No value was found after the terminal, (0).

Severity

40 : Stop Error

Explanation

This terminal should have a value after it that is used to generate the file correctly.

Response

Generate the IDoc file from the SAP system again and run the SAP enterprise service discovery wizard with the new file.

3.2.2.3. CWYAP102000-102999: SAP Software resource adapter - EMD BAPI metadata import

CWYAP102001

The BAPI interfaces for the RFC node you selected under <insert_0> could not be located. Error: <insert_1>

Severity

20 : Error

Explanation

The RFC functions under the node you selected could not be retrieved.

Response

Make sure that you have enough privileges to do metadata introspection on the target SAP system.

CWYAP102002

The function <insert_0> for generating the leaves for the BOR node was not found.

Severity

20 : Error

Explanation

An error occurred while retrieving the leaves of the BOR node because the look-up function cannot be found.

Response

Check the log for more information.

CWYAP102003

BOR: Metadata information for the BOR node cannot be found. Exception <insert_0>.

Severity

20 : Error

Explanation

An error occurred while introspecting the BOR tree in the target SAP system.

Response

There might be a problem with the BOR tree in the target SAP system. Verify the BOR using the BAPI browser and try again.

CWYAP102004

RFC: Metadata information could not be found. Error: <insert_0>

Severity

20 : Error

Explanation

An error occurred while checking for the RFC nodes.

Response

Check the log for more information.

CWYAP102005

Optional parameters for the BAPI could not be identified: <insert_0>. Exception <insert_1>.

Severity

20 : Error

Explanation

An error occurred while checking for the RFC nodes.

Response

Check the log for more information.

CWYAP102006

The wrapper for the BAPI could not be created. Exception <insert_0>.

Severity

40 : Stop Error

Explanation

Enterprise metadata discovery encountered an error while creating a wrapper around the selected BAPI or BAPIs.

Response

Restart the enterprise service discovery wizard and try regenerating the objects. If the problem persists, contact IBM Software Support.

CWYAP102007

The BOR node could not be created. Exception <insert_0>.

Severity

20 : Error

Explanation

An error occurred while traversing the BOR tree to build the leaves of the BOR node.

Response

This issue might be related to the connection. Reconnect and try again.

CWYAP102008

Metadata information for the BOR node cannot be found. Exception <insert_0>.

Severity

20 : Error

Explanation

An error occurred while creating the BOR node.

Response

There might be a problem with the BOR tree in the target SAP system. Verify the BOR tree using the BAPI browser and try again.

CWYAP102009

A function for the RFC node was not found. Error Code: <insert_0>, Detail: <insert_1>

Severity

40 : Stop Error

Explanation

The enterprise service discovery wizard allows generation of only RFC-enabled BAPIs through this node.

Response

Using the SAPGUI, verify the structure of the BAPI.

CWYAP102010

The RFC node could not be built because an error was generated by JCO. Error: <insert_0>

Severity

20 : Error

Explanation

The enterprise service discovery wizard allows generation of only RFC-enabled BAPIs through this node using the SAP JCO API.

Response

Using the SAPGUI, check if the BAPI is RFC-enabled.

CWYAP102011

One of the leaves under the RFC node cannot be set. Error: <insert_0>

Severity

20 : Error

Explanation

An exception occurred when trying to discover the RFC-enabled function.

Response

Using the SAPGUI, verify the structure of the RFC-enabled function.

CWYAP102012

The business object definitions for <insert_0> could not be built. An error occurred while retrieving the metadata. Details: <insert_1>

Severity

20 : Error

Explanation

In order to generate service definitions, the enterprise service discovery wizard needs complete metadata information for this function.

Response

Using the SAPGUI, verify the structure of the BAPI.

CWYAP102013

An error occurred while getting the function template for the selected BAPI <insert_0>. Error: <insert_1>

Severity

20 : Error

Explanation

The enterprise service discovery wizard encountered an error while trying to fetch the function template on which the service definitions are generated.

Response

Using the SAPGUI, check the details of this function.

CWYAP102014

An error occurred while traversing the parameters for the selected BAPI <insert_0>. Error: <insert_1>

Severity

20 : Error

Explanation

The enterprise service discovery wizard encountered an error while trying to fetch the function parameters on which the service object properties are generated.

Response

Using the SAPGUI, verify the structure of the BAPI.

CWYAP102015

The definition for the structure/table <insert_0> could not be built. Error: <insert_1>

Severity

20 : Error

Explanation

The enterprise service discovery wizard encountered an error while trying to fetch the structure definition on which the child service objects are generated for the selected BAPI.

Response

Using the SAPGUI, check the details of this function's parameters.

CWYAP102016

The grandchild <insert_0> for the BAPI selected could not be generated. The parameter is of type: <insert_1>. Error : <insert_2>

Severity

20 : Error

Explanation

The enterprise service discovery wizard encountered an error while trying to generate a nested BAPI structure definition based on the metadata received from the SAP system.

Response

Check the details of this functions parameters in the SAP system.

CWYAP102017

The length for the attribute <insert_0> belonging to the structure/table <insert_1> could not be set.

Severity

20 : Error

Explanation

The enterprise service discovery wizard encountered an error while trying to generate a nested BAPI structure definition based on metadata received from the SAP system.

Response

Using the SAPGUI, check the details of this structure/table parameters for the selected BAPI.

CWYAP102018

Error while processing custom error for key=<insert_0> FieldName=<insert_1> ErrorMsg=<insert_2>

Severity

20 : Error

Explanation

The custom RFC error application-specific information XPath is unable to find the corresponding field in RFC. Make sure the XPATH variable is not of Import type

Response

Verify the RFC custom-error application-specific information XPath. Verify that the XPATH variable is not a Import parameter. XPATH variable must only be a Export or a Table parameter

CWYAP102019

ErrorCode specified in business object custom RFC error application-specific information matched. See business object levels 'ErrorConfiguration' AppSpecificInfo, ErrorDetail=<insert_0>

Severity

20 : Error

Explanation

Error condition specified in business object level application-specific information matched the error code.

Response

Verify RFC data specified for custom error application-specific information XPath.

3.2.2.4. CWYAP103000-103999: SAP Software resource adapter - EMD QISS module

CWYAP103001

No table found for filter <insert_0>

Severity

40 : Stop Error

Explanation

No table matching pattern exists in SAP .

Response

Check the filter and enter a valid table name pattern.

CWYAP103002

Invalid WHERE clause entered for table <insert_0>

Severity

40 : Stop Error

Explanation

An invalid WHERE clause was entered.

Response

Check the WHERE clause for the table and fix it.

CWYAP103003

Failed to retrieve any table for the node <insert_0>. Error: <insert_1>

Severity

20 : Error

Explanation

Unable to retrieve the table for the QISS node you have selected.

Response

None

CWYAP103004

Error calling function <insert_0>. This function is not found. Error: <insert_1>

Severity

20 : Error

Explanation

The enterprise service discovery wizard encountered an error while trying to fetch a function template. The function module does not exist in the SAP application.

Response

Using the SAPGUI, check the structure of this function.

CWYAP103005

No matching data found in SAP system for pattern <insert_0>.

Severity

20 : Error

Explanation

No data was found in SAP system matching the given pattern.

Response

Check the previous errors.

CWYAP103006

An error occurred when trying to execute function <insert_0>. Error: <insert_1>.

Severity

20 : Error

Explanation

The SAP enterprise service discovery wizard encountered an error while trying to execute a function.

Response

Using the SAPGUI, check the details of this function in the SAP system to which you are connected.

CWYAP103007

Exception: <insert_0>.

Severity

20 : Error

Explanation

An exception has been caught.

Response

Check the error message.

CWYAP103008

An error occurred while building the QISS tree. Error: <insert_0>.

Severity

20 : Error

Explanation

The SAP enterprise service discovery encountered an error while trying to build the QISS tree.

Response



Restart the SAP enterprise service discovery and try again.


3.3. Diagnostic messages: WebSphere Adapter for Siebel Business Applications (CWYEB)

The diagnostic messages for WebSphere Adapter for Siebel Business Applications are listed in the following groups:

- [CWYEB0000-0999: Discovery](#)
- [CWYEB1000-1999: Discovery connection](#)
- [CWYEB2000-2999: SiebelApp Analyzer](#)
- [CWYEB3000-3999: Adapter Classes](#)

[Notices](#) | [Trademarks](#) | [Downloads](#) | [Library](#) | [Support](#) | [Feedback](#)

 Copyright IBM Corporation 1999, 2008. All Rights Reserved.
 Last updated : 2008-06-16 09:31:52

ay66006_ |  reference topic | **Version 6.1.0.2**
<http://127.0.0.1:2458/help/advanced/print.jsp>

3.3.1. CWYEB0000-0999: Siebel Business Applications resource adapter - Discovery

CWYEB0001

An incorrect value <insert_0> for the adapterTypeID element was encountered.

Severity

30 : Severe error

Explanation

The adapterTypeID element is incorrect. The adapter expects the type to be Siebel Resource Adapter.

Response

Verify that the correct adapterTypeID value is being passed to the enterprise metadata discovery tool.

CWYEB0002

The import configuration properties could not be created. Reason <insert_0>

Severity

30 : Severe error

Explanation

The import configuration properties could not be created.

Response

Check the logs to determine the cause and take the necessary steps to resolve the problem.

CWYEB0003

The property group for the filter property could not be obtained. Reason <insert_0>.

Severity

30 : Severe error

Explanation

The adapter was unable to get the property group for the filter property.

Response

Check the logs to determine the cause and take the necessary steps to resolve the problem.

CWYEB0004

The Siebel business service methods could not be retrieved. Reason <insert_0>.

Severity

30 : Severe error

Explanation

The adapter was unable to retrieve the methods for the Siebel business service.

Response

Check the logs to determine the cause and take the necessary steps to resolve the problem.

CWYEB0005

The Siebel integration objects could not be retrieved for the Siebel business service method. Reason <insert_0>.

Severity

30 : Severe error

Explanation

The adapter was unable to retrieve the Siebel integration objects for the Siebel business service method.

Response

Check the logs to determine the cause and take the necessary steps to resolve the problem.

CWYEB0006

The selection properties could not be created. Reason <insert_0>.

Severity

30 : Severe error

Explanation

The adapter was unable to create the selection properties.

Response

Check the logs to determine the cause and take the necessary steps to resolve the problem.

CWYEB0007

The metadata tree could not be constructed. Reason <insert_0>.

Severity

30 : Severe error

Explanation

The adapter was unable to construct the metadata tree with the Siebel objects.

Response

Check the logs to determine the cause and take the necessary steps to resolve the problem.

CWYEB0008

The top level Siebel objects could not be retrieved. Reason <insert_0>.

Severity

30 : Severe error

Explanation

The adapter was unable to retrieve the top level Siebel objects from the Siebel EIS.

Response

Verify that the filter property value provided is correct. If incorrect, fix the same and retry.

CWYEB0012

The primary business component of the Siebel business object could not be obtained. Reason <insert_0>.

Severity

30 : Severe error

Explanation

The adapter was unable to get the primary business component of the Siebel business object from the Siebel EIS.

Response

Check the logs to determine the cause and take the necessary steps to resolve the problem.

CWYEB0013

The metadata object for Siebel business component could not be created. Reason <insert_0>.

Severity

30 : Severe error

Explanation

The adapter was unable to create the metaobject instance for the Siebel business component.

Response

Check the logs to determine the cause and take the necessary steps to resolve the problem.

CWYEB0014

The metadata object for the SiebelExistsResult business object could not be created. Reason <insert_0>.

Severity

30 : Severe error

Explanation

The adapter was unable to create the metadata object instance for the SiebelExistsResult business object.

Response

Check the logs to determine the cause and take the necessary steps to resolve the problem.

3.3.2. CWYEB1000-1999: Siebel Business Applications resource adapter - Discovery connection

CWYEB1000

The unified properties could not be created. Reason <insert_0>.

Severity

30 : Severe error

Explanation

The adapter was unable to create the unified properties.

Response

Check the logs to determine the cause and take the necessary steps to resolve the problem.

CWYEB1001

The ActivationSpec properties could not be created. Reason <insert_0>.

Severity

30 : Severe error

Explanation

The adapter was unable to create the ActivationSpec properties.

Response

Check the logs to determine the cause and take the necessary steps to resolve the problem.

CWYEB1002

The ResourceAdapter properties could not be created. Reason <insert_0>.

Severity

30 : Severe error

Explanation

The adapter was unable to create the ResourceAdapter properties.

Response

Check the logs to determine the cause and take the necessary steps to resolve the problem.

CWYEB1003

The ManagedConnection properties could not be created. Reason <insert_0>.

Severity

30 : Severe error

Explanation

The adapter was unable to create the ManagedConnection properties.

Response

Check the logs to determine the cause and take the necessary steps to resolve the problem.

CWYEB1004

The inbound connection configuration could not be created. Reason <insert_0>.

Severity

30 : Severe error

Explanation

The adapter was unable to create the inbound connection configuration.

Response

Check the logs to determine the cause and take the necessary steps to resolve the problem.

CWYEB1005

The outbound configuration could not be created. Reason <insert_0>.

Severity

30 : Severe error

Explanation

The adapter was unable to create the outbound connection configuration.

Response

Check the logs to determine the cause and take the necessary steps to resolve the problem.

3.3.3. CWYEB2000-2999: Siebel Business Applications resource adapter - SiebelApp Analyzer

CWYEB2000

The Siebel repository objects could not be retrieved and set. Reason <insert_0>.

Severity

30 : Severe error

Explanation

The adapter was unable to retrieve the Siebel repository objects from the Siebel EIS.

Response

Check the logs to determine the cause and take the necessary steps to resolve the problem.

CWYEB2001

The ID for the Siebel repository could not be retrieved and set. Reason <insert_0>.

Severity

30 : Severe error

Explanation

The adapter was unable to retrieve the ID for the Siebel repository, from the Siebel EIS.

Response

The Siebel repository name provided in the connection properties window is likely to be invalid. If invalid, correct the same and retry. If not, check the logs to determine the cause and take the necessary steps to resolve the problem.

CWYEB2002

The Siebel integration objects could not be retrieved. Reason <insert_0>.

Severity

30 : Severe error

Explanation

The adapter was unable to retrieve the Siebel integration objects from the Siebel EIS.

Response

Check the logs to determine the cause and take the necessary steps to resolve the problem.

CWYEB2003

The corresponding Siebel integration components for the Siebel integration object could not be retrieved. Reason <insert_0>.

Severity

30 : Severe error

Explanation

The adapter was unable to retrieve the Siebel integration components for the Siebel integration object, from the Siebel EIS.

Response

Check the logs to determine the cause and take the necessary steps to resolve the problem.

CWYEB2004

The Siebel business services could not be retrieved. Reason <insert_0>.

Severity

30 : Severe error

Explanation

The adapter was unable to retrieve the Siebel business services from the Siebel EIS.

Response

The filter property value provided might not be invalid. Correct the same and retry. If not, check the logs to determine the cause and take the necessary steps to resolve the problem.

CWYEB2005

The methods for the Siebel business service could not be retrieved. Reason <insert_0>.

Severity

30 : Severe error

Explanation

The adapter was unable to retrieve the Siebel business service methods from the Siebel EIS.

Response

Check the logs to determine the cause and take the necessary steps to resolve the problem.

CWYEB2008

The complex type arguments of the Siebel business service method could not be retrieved. Reason <insert_0>.

Severity

30 : Severe error

Explanation

The adapter was unable to retrieve the complex-type arguments that do not have the Siebel integration object type set.

Response

Check the logs to determine the cause and take the necessary steps to resolve the problem.

CWYEB2010

The simple attributes of the Siebel integration component could not be retrieved. Reason <insert_0>.

Severity

30 : Severe error

Explanation

The adapter was unable to retrieve the simple attributes for the Siebel integration component, from the Siebel EIS.

Response

Check the logs to determine the cause and take the necessary steps to resolve the problem.

CWYEB2012

The attributes for the Siebel business service method could not be retrieved. Reason <insert_0>.

Severity

30 : Severe error

Explanation

The adapter was unable to retrieve the attributes for the Siebel business service method, from the Siebel EIS.

Response

Check the logs to determine the cause and take the necessary steps to resolve the problem.

CWYEB2013

The child integration components for the Siebel integration component could not be retrieved. Reason <insert_0>.

Severity

30 : Severe error

Explanation

The adapter was unable to retrieve the child integration components for the Siebel integration component, from the Siebel EIS.

Response

Check the logs to determine the cause and take the necessary steps to resolve the problem.

CWYEB2014

The top level Siebel integration component name for the Siebel integration object could not be retrieved. Reason <insert_0>.

Severity

30 : Severe error

Explanation

The adapter was unable to retrieve the top level Siebel integration component name for the Siebel integration object, from the Siebel EIS.

Response

Check the logs to determine the cause and take the necessary steps to resolve the problem.

CWYEB2015

The Siebel business objects having a primary business component could not be retrieved. Reason <insert_0>.

Severity

30 : Severe error

Explanation

The adapter was unable to retrieve the Siebel business objects that have the primary business component set, from the Siebel EIS.

Response

Check the logs to determine the cause and take the necessary steps to resolve the problem.

CWYEB2016

The Siebel business components under the Siebel business object could not be retrieved. Reason <insert_0>.

Severity

30 : Severe error

Explanation

The adapter was unable to retrieve the Siebel business components under the Siebel business object, from the Siebel EIS.

Response

Check the logs to determine the cause and take the necessary steps to resolve the problem.

CWYEB2017

The primary business component of the Siebel business object could not be retrieved. Reason <insert_0>.

Severity

30 : Severe error

Explanation

The adapter was unable to retrieve the primary business component of the Siebel business object, from the Siebel EIS.

Response

Check the logs to determine the cause and take the necessary steps to resolve the problem.

CWYEB2018

The single-valued fields of the Siebel business component could not be retrieved. Reason <insert_0>.

Severity

30 : Severe error

Explanation

The adapter was unable to retrieve the single valued fields of the Siebel business component, from the Siebel EIS.

Response

Check the logs to determine the cause and take the necessary steps to resolve the problem.

CWYEB2019

The primary multi-valued fields of Siebel multi-value links could not be retrieved. Reason <insert_0>.

Severity

30 : Severe error

Explanation

The adapter was unable to retrieve the primary multi-valued fields of Siebel multi-value links, from the Siebel EIS.

Response

Check the logs to determine the cause and take the necessary steps to resolve the problem.

CWYEB2020

The primary field in the Siebel multi-value group could not be found. Reason <insert_0>.

Severity

30 : Severe error

Explanation

The adapter was unable to find the primary field in the Siebel multi-value group, from the Siebel EIS.

Response

Check the logs to determine the cause and take the necessary steps to resolve the problem.

CWYEB2021

The simple-linked business component of the Siebel business object could not be retrieved. Reason <insert_0>.

Severity

30 : Severe error

Explanation

The adapter was unable to retrieve the simple-linked business component of the business object, from the Siebel EIS.

Response

Check the logs to determine the cause and take the necessary steps to resolve the problem.

3.3.4. CWYEB3000-3999: Siebel Business Applications resource adapter - Adapter Classes

CWYEB3101

The object level metadata for business object <insert_0> could not be retrieved.

Severity

30 : Severe error

Explanation

The metadata for the specified object could not be retrieved.

Response

Ensure that the business object level metadata is populated for the specified business object.

CWYEB3102

An exception occurred while processing the service data object (SDO), reason: <insert_0>.

Severity

30 : Severe error

Explanation

The output property set is empty.

Response

Check the log file for the reason. Correct the errors and resend the transaction.

CWYEB3103

The metadata for property " <insert_0> " could not be obtained.

Severity

30 : Severe error

Explanation

This error can occur if the metadata is empty or invalid for the specified property.

Response

Correct the metadata for the specified property in the business object.

CWYEB3104

A Siebel exception occurred. Reason: <insert_0>.

Severity

30 : Severe error

Explanation

The invocation of the specified method on the business service failed.

Response

Check the log file for the reason. Correct the errors and resend the transaction.

CWYEB3105

No key attribute is found set.

Severity

30 : Severe error

Explanation

The object key specified in the Object Key field of the event component appears to be empty.

Response

Correct the object key in the event table.

CWYEB3106

Attribute <insert_0>, defined as the PrimaryRowId, is empty.

Severity

10 : Warning

Explanation

The attribute value that is specified as the PrimaryRowId is empty.

Response

Ensure that the attribute specified as the PrimaryRowId is populated.

CWYEB3107

The business object level metadata is empty.

Severity

10 : Warning

Explanation

The business object level metadata cannot be empty, it needs to be set.

Response

Ensure that the object level metadata is populated with the correct information.

CWYEB3108

Attribute <insert_0> is defined as a single container, but multiple objects were returned.

Severity

10 : Warning

Explanation

The attribute in the business object is defined as a single container, but more than one object was retrieved.

Response

If the specified object is defined as a single container, change the definition to multiple if necessary.

CWYEB3109

The property set could not be constructed from the input business object.

Severity

30 : Severe error

Explanation

The property set could not be constructed from the input business object.

Response

Check the log file for the exact error message. Take corrective action as needed and resend the transaction.

CWYEB3110

The method invoked on the business service, has failed.

Severity

30 : Severe error

Explanation

The method invoked on the business service, has failed.

Response

Check the log file for the exact error message. Take corrective action as needed and resend the transaction.

CWYEB3111

The business object could not be created from the output property set.

Severity

30 : Severe error

Explanation

The business object could not be created from the output property set.

Response

Check the log file to get the exact error message. Take corrective action as needed and resend the transaction.

CWYEB3112

Application-specific information for the business service name is missing from the business object <insert_0>.

Severity

30 : Severe error

Explanation

The transaction has been terminated as the application-specific information for the BSN tag is empty.

Response

Set the object level application-specific information for the tag, BSN.

CWYEB3113

Application-specific information is null in the business object <insert_0> for the attribute <insert_1>.

Severity

30 : Severe error

Explanation

The transaction has been terminated as the application-specific information for the FN tag is empty.

Response

Set the FN tag with the field name of the specified attribute.

CWYEB3201

Logging off failed! Reason <insert_0>

Severity

30 : Severe error

Explanation

If the Siebel server is down, the adapter will fail when trying to log off the beans.

Response

Check the Siebel server log file for the error.

CWYEB3202

Detach failed!

Severity

30 : Severe error

Explanation

If the Siebel server is down, the adapter will fail when trying to detach the beans.

Response

Check the Siebel server log file for the reason.

CWYEB3203

Login failed!

Severity

30 : Severe error

Explanation

If the Siebel server is down, the login attempt will fail.

Response

Check your Siebel server log file for the reason

CWYEB3301

The ManagedConnection is invalid.

Severity

30 : Severe error

Explanation

The ManagedConnection not an instance of the SiebelManagedConnection class.

Response

Check the ManagedConnection.

CWYEB3302

An error occurred while processing the request.

Severity

30 : Severe error

Explanation

An error occurred while processing the request.

Response

Check the log file for the error message.

CWYEB3302

The output record is not SiebelRecord type.

Severity

30 : Severe error

Explanation

The output record is not SiebelRecord type.

Response

Check output record type.

CWYEB3401

The event id is invalid.

Severity

30 : Severe error

Explanation

The event id is invalid.

Response

Ensure that the event id is of the correct data type.

CWYEB3402

The event time in the event component could not be converted into the proper DateTime format.

Severity

30 : Severe error

Explanation

The event time in the event component might not be in the correct format.

Response

Correct the event time.

CWYEB3403

The event status could not be updated.

Severity

30 : Severe error

Explanation

The adapter could not update the event status for the corresponding record in the event component.

Response

Check the log file for the reason.

CWYEB3404

The event priority could not be parsed.

Severity

30 : Severe error

Explanation

The adapter could not parse the event priority for the corresponding record in the event component.

Response

Check the log file for the message.

CWYEB3405

The event status could not be parsed.

Severity

30 : Severe error

Explanation

The adapter could not parse the event status for the corresponding record in the event component.

Response

Check the event status value in the event table and correct it.

CWYEB3406

The application-specific information for the event method is empty for business object <insert_0>.

Severity

30 : Severe error

Explanation

The application-specific information event method should not be empty.

Response

Enter the correct value for the event method in the business object level application-specific information.

CWYEB3407

The event type is invalid.

Severity

30 : Severe error

Explanation

The event type must be either Create, Update, or Delete.

Response

Check the event type specified in the event store and correct it.

CWYEB3501

The top level Siebel business component cannot be found.

Severity

30 : Severe error

Explanation

The business component name is not set on the application-specific information of the data object.

Response

Check the data object definition file.

CWYEB3502

More than one record was returned for the top level business component.

Severity

30 : Severe error

Explanation

The primary key property values are not unique for the business component <insert_0>.

Response

Check the value of the properties that are primary keys in the data object.

CWYEB3503

Records of the child component <insert_0> could not be retrieved.

Severity

30 : Severe error

Explanation

The child component does not match the Siebel business component.

Response

Check the container metadata of this property to see if the business component matches the Siebel enterprise information system (EIS).

CWYEB3504

More than one record was returned for the pickList business component: <insert_0>.

Severity

30 : Severe error

Explanation

The value of the From property is not unique for the pickList business component.

Response

Check the value of the From property, which is a foreign key of this pickList component.

CWYEB3505

The search specification for this pickList business component could not be set: <insert_0>.

Severity

30 : Severe error

Explanation

The value of the From property is not set for the pickList business component.

Response

Ensure that the value is set for the From property, which is a foreign key of this pickList component.

CWYEB3506

The search specification for this simple attribute pickList business component cannot be set. The value of the restrict property: <insert_0> is not set.

Severity

30 : Severe error

Explanation

The value of the restrict property is not set for the pickList business component, it should be set.

Response

Ensure that the value is set for the Restrict property. This will be a foreign key in this pickList business component.

CWYEB3507

The corresponding business component of the following property cannot be obtained: <insert_0>.

Severity

30 : Severe error

Explanation

The metadata information of the property is not correct.

Response

Check the property metadata for this property, and compare it with the data structure in Siebel.

CWYEB3508

The field <insert_0> of the Siebel business component <insert_1> cannot be updated.

Severity

30 : Severe error

Explanation

The specified field of the Siebel business component configuration does not have update permissions.cannot be updated.

Response

Check the business component configuration of the Siebel enterprise information system (EIS) to confirm if the field is inactive. If yes, do the needful to make it updatable.

CWYEB3509

The property metadata definition is not correct. Error : <insert_0>.

Severity

30 : Severe error

Explanation

The property metadata definition is wrong.

Response

Check the application specific information of the property, correct the same as needed and resend the transaction.

CWYEB3510

The key property <insert_0> value is null.

Severity

30 : Severe error

Explanation

The key property value is null.

Response

Check the key property's value to see if it is set or not.

CWYEB3511

No record was retrieved using the search criteria provided.

Severity

30 : Severe error

Explanation

No record exists in the Siebel system with these key values.

Response

Ensure that the key properties' values are correct.

CWYEB3512

The command factory failed to create the SiebelRetrieveCommand instance.

Severity

30 : Severe error

Explanation

Either the business object or the business component does not exist in the Siebel system.

Response

Check the business object and component names in the metadata.

CWYEB3513

The child component relationship is incorrectly defined.

Severity

30 : Severe error

Explanation

The child component relationship is not defined correctly.

Response

Check the business object definition of this attribute in the metadata and correct the same as needed.

CWYEB3514

The <To> application-specific information value of the pickList component is either empty or null.

Severity

30 : Severe error

Explanation

The <To> application-specific information of the pickList component is either empty or null. Update it with the right value and resend the transaction.

Response

Check the business object definition of the <To> attribute of the pickList component in the metadata.

CWYEB3515

The fields in the <To> and <From> attributes of the pickList component do not match.

Severity

30 : Severe error

Explanation

The fields in the <To> and <From> attributes of the pickList component must match.

Response

Check the business object definition of the <To> and <From> attributes of the pickList component in the metadata.

CWYEB3516

The property name specified in the <From> attribute of the pickList component metadata is not defined in the current data object.

Severity

30 : Severe error

Explanation

The property name specified in the <From> attribute of the pickList component metadata is not defined in the current data object.

Response

Check the business object definition of the <From> attributes of the pickList component in the metadata and correct the same.

CWYEB3517

The property name specified in the <Restrict> attribute of the Simple pickList component metadata is not defined in the current data object.

Severity

30 : Severe error

Explanation

The property name specified in the <Restrict> attribute of the pickList component metadata is not defined in the current data object.

Response

Check the business object definition of the <Restrict> properties of the pickList component in the metadata. Values are not found in the incoming business object for one or more of the <Restrict> properties. Fill in all values as needed and resend the transaction.

CWYEB3518

More than one record was returned for the pickList business component: <insert_0>.

Severity

30 : Severe error

Explanation

The value of the metadata of the restrict field of this simple pickList component might not be set correctly.

Response

Check the metadata of the restrict field of this simple pickList component.

CWYEB3519

The property <insert_0> is not found in the definition of the object <insert_1>.

Severity

30 : Severe error

Explanation

The value of the application-specific information in the metadata of this component might not be set correctly.

Response

Check the metadata value to see if this is a correct property name.

CWYEB3552

A new record cannot be created for the Siebel business object <insert_0>, business component <insert_1>.

Severity

30 : Severe error

Explanation

The input Siebel business object name and business component cannot be found in the Siebel server.

Response

Check the names of the input Siebel business object and business component.

CWYEB3553

A record cannot be created in the Siebel Server. Return <insert_0>

Severity

30 : Severe error

Explanation

A record cannot be created in the Siebel server.

Response

Check the details of the error in the log file.

CWYEB3554

More than one association component was found.

Severity

30 : Severe error

Explanation

More than one association component was found based on your input value.

Response

The object representing the association component in the data object hierarchy does not contain unique values. Correct the same and resend the transaction.

CWYEB3555

The Siebel business component cannot be associated. Return: <insert_0>.

Severity

30 : Severe error

Explanation

The Siebel business component cannot be associated.

Response

Check the Siebel server exception in the log file.

CWYEB3556

An error occurred during the creation of the child business component. Return <insert_0>.

Severity

30 : Severe error

Explanation

An error occurred during the creation of the child business component.

Response

Check the log file for further information.

CWYEB3558

A record for the Siebel business component cannot be written.

Severity

30 : Severe error

Explanation

A record for the Siebel business component cannot be written.

Response

Check the Siebel server exception in the log file and take corrective action as needed.

CWYEB3559

An error occurred while writing the record for the Siebel business component. Return <insert_0>.

Severity

30 : Severe error

Explanation

An error occurred while writing the record for the Siebel business component.

Response

Check the log file for further information.

CWYEB3560

An error was found while picking the record for the Siebel business component. Return <insert_0>.

Severity

30 : Severe error

Explanation

An error was found while picking the record for the Siebel business component.

Response

Check the log file for further information and take corrective action as needed.

CWYEB3561

The record for the pickList cannot be created. It is either bound or not allowed. Return <insert_0>.

Severity

30 : Severe error

Explanation

The record for the pickList cannot be created. It is either bound or not allowed.

Response

Check the log file for further information and take corrective action as needed.

CWYEB3562

The field value in the Siebel server cannot be set. Return <insert_0>.

Severity

30 : Severe error

Explanation

The field value in the Siebel server cannot be set.

Response

Check the Siebel server exception in the log file and take corrective action as needed.

CWYEB3563

The required field <insert_0> is not set in the input data object.

Severity

30 : Severe error

Explanation

The required field is not set in the input data object, it should be set.

Response

Fill in values for the required fields in the input data object.

CWYEB3564

The input data object contains an invalid object definition. Return <insert_0>.

Severity

30 : Severe error

Explanation

The input data object contains an invalid object definition.

Response

Check the log file for the reason and take corrective action as needed.

CWYEB3565

Either the Siebel business object instance or the business component instance cannot be released. Return <insert_0>.

Severity

30 : Severe error

Explanation

Either the Siebel business object instance or the business component instance cannot be released.

Response

Check the log file for the exact error and take corrective action as needed.

CWYEB3566

The destination data object does not have the field <insert_0> that the source data object has.

Severity

30 : Severe error

Explanation

The destination data object does not have the field that the source data object has.

Response

Check the destination data object and add the corresponding attribute. If not needed, remove the attribute from the source data object.

CWYEB3571

The Siebel business object or component cannot be obtained. Return <insert_0>.

Severity

30 : Severe error

Explanation

The Siebel business object or component cannot be obtained.

Response

Check the log file for further information.

CWYEB3572

The child business component cannot be deleted. Return <insert_0>.

Severity

30 : Severe error

Explanation

The child business component cannot be deleted.

Response

Check the log file for further information.

CWYEB3573

A set search specification error for the Siebel business component has occurred. Return <insert_0>.

Severity

30 : Severe error

Explanation

A set search specification error for the Siebel business component has occurred.

Response

Check the log file for further information.

CWYEB3574

The record to be deleted cannot be found.

Severity

30 : Severe error

Explanation

The record to be deleted cannot be found.

Response

Check your input data object for incorrect key values. Correct the same and resend the transaction.

CWYEB3575

The record for the Siebel business component cannot be deleted. Return <insert_0>.

Severity

30 : Severe error

Explanation

The record for the Siebel business component cannot be deleted.

Response

Check the Siebel server exception in the log file.

CWYEB3576

An error occurred while retrieving records from the Siebel server. Return <insert_0>.

Severity

30 : Severe error

Explanation

An error occurred while retrieving records from the Siebel server.

Response

Check the log file for further information.

CWYEB3577

The collection returned from EIS is null or empty. The RetrieveAll operation cannot be completed.

Severity

30 : Severe error

Explanation

The RetrieveAll operation cannot proceed because the collection returned from EIS is null or empty.

Response

Take corrective action based on the Siebel Exception.

CWYEB3578

The number of instances retrieved from the EIS is <insert_0>. It exceeds the number allowed <insert_1> for the input object <insert_2>. The RetrieveAll operation cannot be completed.

Severity

30 : Severe error

Explanation

The number of instances retrieved from the EIS exceeds the number allowed. The RetrieveAll operation cannot be completed.

Response

Fill in data against other attributes in the business object to add more conditionality. If it still does not help, increase the number of maximum records allowed in the interaction spec.

CWYEB3579

An error occurred while creating the container object for the RetrieveAll operation. Return <insert_0>.

Severity

30 : Severe error

Explanation

An error occurred while creating the container object for the RetrieveAll operation.

Response

Check the log file for further information.

CWYEB3581

An error occurred when the adapter attempted to associate the business component. Return

<insert_0>.

Severity

30 : Severe error

Explanation

An error occurred when the adapter attempted to associate the business component.

Response

Check the Siebel server exception in the log file.

CWYEB3583

The child pickList business component with keys was not found: <insert_0>

Severity

30 : Severe error

Explanation

The child pickList business component with keys was not found.

Response

Check the input data object. Correct the key values as needed and resend the transaction.

CWYEB3584

The key values to the output data object could not be set. Return: <insert_0>

Severity

30 : Severe error

Explanation

The key values to the output data object could not be set.

Response

Check the log file. The data object schema should contain a key field.

CWYEB3585

An error occurred while checking for the existence of the Siebel business component. Return <insert_0>.

Severity

30 : Severe error

Explanation

An error occurred while checking for the existence of the Siebel business component.

Response

Check the log file for further information and take corrective action as needed.

CWYEB3591

Multiple records were returned for the top level business component.

Severity

30 : Severe error

Explanation

Multiple records were returned for the top level business component.

Response

Ensure you have set all the required keys to make the object unique.

CWYEB3592

A Siebel exception was generated <insert_0>.

Severity

30 : Severe error

Explanation

The exception was generated by the Siebel enterprise information system (EIS).

Response

Take corrective action based on the information provided in the log file.

Appendix. Notices for WebSphere Message Broker

This information was developed for products and services offered in the U.S.A.

IBM may not offer the products, services, or features discussed in this information in other countries. Consult your local IBM representative for information on the products and services currently available in your area. Any reference to an IBM product, program, or service is not intended to state or imply that only that IBM product, program, or service may be used. Any functionally equivalent product, program, or service that does not infringe any IBM intellectual property right may be used instead. However, it is the user's responsibility to evaluate and verify the operation of any non-IBM product, program, or service.

IBM may have patents or pending patent applications covering subject matter described in this information. The furnishing of this information does not give you any license to these patents. You can send license inquiries, in writing, to:

*IBM Director of Licensing
IBM Corporation
North Castle Drive
Armonk, NY 10504-1785
U.S.A.*

For license inquiries regarding double-byte (DBCS) information, contact the IBM Intellectual Property Department in your country or send inquiries, in writing, to:

*IBM World Trade Asia Corporation
Licensing
2-31 Roppongi 3-chome, Minato-ku
Tokyo 106-0032,
Japan*

The following paragraph does not apply to the United Kingdom or any other country where such provisions are inconsistent with local law:

INTERNATIONAL BUSINESS MACHINES CORPORATION PROVIDES THIS PUBLICATION "AS IS" WITHOUT WARRANTY OF ANY KIND, EITHER EXPRESS OR IMPLIED, INCLUDING, BUT NOT LIMITED TO, THE IMPLIED WARRANTIES OF NON-INFRINGEMENT, MERCHANTABILITY OR FITNESS FOR A PARTICULAR PURPOSE. Some states do not allow disclaimer of express or implied warranties in certain transactions, therefore, this statement may not apply to you.

This information could include technical inaccuracies or typographical errors. Changes are periodically made to the information herein; these changes will be incorporated in new editions of the information. IBM may make improvements and/or changes in the product(s) and/or the program(s) described in this information at any time without notice.

Any references in this information to non-IBM Web sites are provided for convenience only and do not in any manner serve as an endorsement of those Web sites. The materials at those Web sites are not part of the materials for this IBM product and use of those Web sites is at your own risk.

IBM may use or distribute any of the information you supply in any way it believes appropriate without incurring any obligation to you.

Licensees of this program who wish to have information about it for the purpose of enabling: (i) the exchange of information between independently created programs and other programs (including this one) and (ii) the mutual use of the information which has been exchanged, should contact:

*IBM United Kingdom Laboratories,
Mail Point 151,
Hursley Park,
Winchester,
Hampshire,
England
SO21 2JN*

Such information may be available, subject to appropriate terms and conditions, including in some cases, payment of a fee.

The licensed program described in this information and all licensed material available for it are provided by IBM under terms of the IBM Customer Agreement, IBM International Programming License Agreement, or any equivalent agreement between us.

Any performance data contained herein was determined in a controlled environment. Therefore, the results obtained in other operating environments may vary significantly. Some measurements may have been made on development-level systems and there is no guarantee that these measurements will be the same on generally available systems. Furthermore, some measurements may have been estimated through extrapolation. Actual results may vary. Users of this document should verify the applicable data for their specific environment.

Information concerning non-IBM products was obtained from the suppliers of those products, their published announcements or other publicly available sources. IBM has not tested those products and cannot confirm the accuracy of performance, compatibility or any other claims related to non-IBM products. Questions on the capabilities of non-IBM products should be addressed to the suppliers of those products.

All statements regarding IBM's future direction or intent are subject to change or withdrawal without notice, and represent goals and objectives only.

This information includes examples of data and reports used in daily business operations. To illustrate them as completely as possible, the examples include the names of individuals, companies, brands, and products. All of these names are fictitious and any similarity to the names and addresses used by an actual business enterprise is entirely coincidental.

COPYRIGHT LICENSE:

This information contains sample application programs in source language, which illustrate programming techniques on various operating platforms. You may copy, modify, and distribute these sample programs in any form without payment to IBM, for the purposes of developing, using, marketing or distributing application programs conforming to the application programming interface for the operating platform for which the sample programs are written. These examples have not

been thoroughly tested under all conditions. IBM, therefore, cannot guarantee or imply reliability, serviceability, or function of these programs.

Each copy or any portion of these sample programs or any derivative work, must include a copyright notice as follows:

(C) *(your company name)* *(year)*. Portions of this code are derived from IBM Corp. Sample Programs. © Copyright IBM Corp. *_enter the year or years_*. All rights reserved.

Trademarks in the WebSphere Message Broker information center

IBM, the IBM logo, and `ibm.com` are trademarks or registered trademarks of International Business Machines Corporation in the United States, other countries, or both. If these and other IBM trademarked terms are marked on their first occurrence in this information with a trademark symbol ([®] or [™]), these symbols indicate U.S. registered or common law trademarks owned by IBM at the time this information was published. Such trademarks may also be registered or common law trademarks in other countries. A current list of IBM trademarks is available on the Web at Copyright and trademark information at www.ibm.com/legal/copytrade.shtml.

Adobe, the Adobe logo, PostScript, and the PostScript logo are either registered trademarks or trademarks of Adobe Systems Incorporated in the United States, and/or other countries.

Intel and Pentium are trademarks of Intel Corporation in the United States and other countries.

Linux is a registered trademark of Linus Torvalds in the United States, other countries, or both.

Microsoft and Windows are trademarks of Microsoft Corporation in the United States, other countries, or both.

UNIX is a registered trademark of The Open Group in the United States and other countries.

Java and all Java-based trademarks are trademarks of Sun Microsystems, Inc. in the United States, other countries, or both.

Other company, product, or service names may be trademarks or service marks of others.

IBM