

# IBM Performance 2012

Smarter Analytics. Smarter Outcomes.



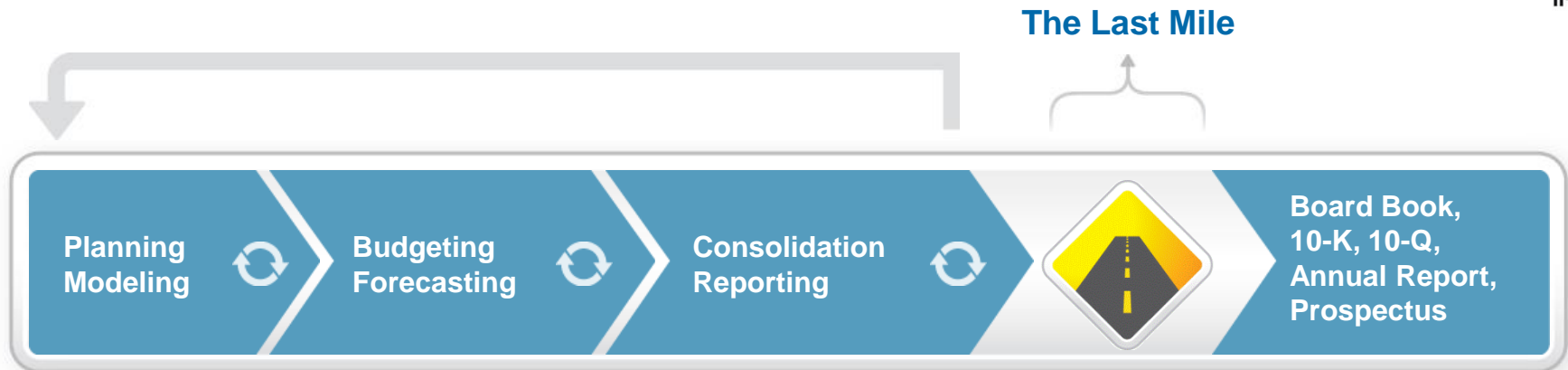
## The last mile

Randy Briegoos


30 oktober 2012



# The Last Mile in Financial Reporting



- **Manual processes dominate “The Last Mile”**
  - Extensive use of MS-Word and MS-Excel, shared via e-mail
  - Data accuracy issues
  - Collaboration is difficult
  - No internal controls
  - No audit trail
  - High degree of risk
  - Manual process is repeated each reporting period



# Lack of Confidence in Reports & Data



No time for analysis....we constantly need to update and validate the data...

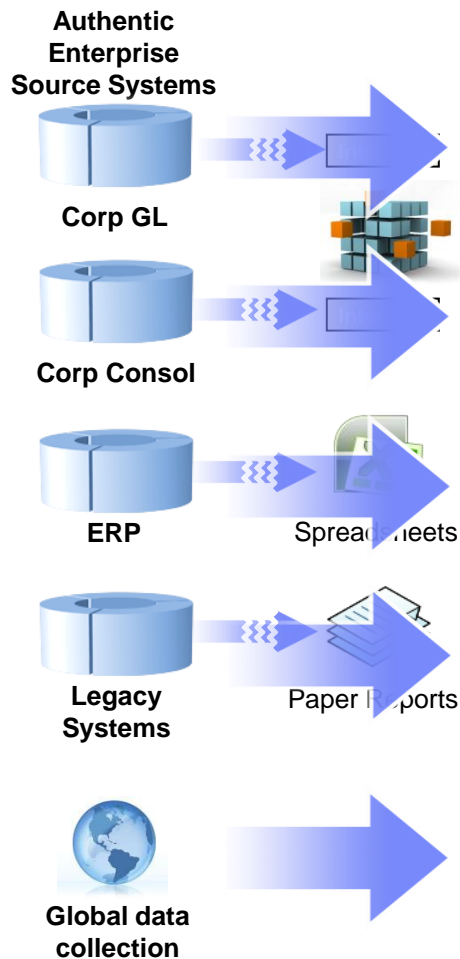
How did this happen...again

Not surprised the data is different...these reports took a week to put together

**CFO:** This is not the data that we have...why is your data different? And where is the analysis I asked for?



# Disclosure Management Solutions Brings Order



**XBRL**  
eXtensible Business Reporting Language

**ID**

PDF  
Adobe

Report Types

Contributors

Reviewers

Document Managers

Approvers


Report Consumers

**User Management, Workflow & Process Control**

**IBM Cognos TM1 (optional)**

**IBM Cognos FSR**

**Analytic Data Management & Synchronization**



# Key Features




- **IBM Cognos** disclosure management solutions significantly enhance finance operational efficiency and effectiveness:
  - Controlled, secure environment to integrate reports and presentations with enterprise data sources
  - Workflow and activity dashboards ensures proper approvals at each step in the process
  - Enhance collaboration across global finance organization
  - Automatic rollover to next period – including XBRL tags (when applicable)
  - Add business rules and automatic validations

The screenshot displays the IBM Cognos disclosure management interface. The main window is titled 'Document Summary' and 'Document Status'. It shows a document titled 'Director Financial Reporting' for the period 'Period' ending on 'December 31, 2009'. The document is in the 'Final' status. A pie chart shows the 'Status by Object' distribution: Internal Auditor (2.4%), Reviewer (8.4%), Assistant Controller (1.2%), Data Contributor (12.1%), Manager (4.4%), External Auditor (1.2%), Legal (1.1%), Chief Accounting Officer (4.0%), Director Financial Reporting (24.1%), Controller (1.5%), and CFO (15.7%).

An 'Audit Trail: General' window is open, showing a table of document versions:

Version	Date	Time	User	Status
13	10/18/2010	3:58 PM	Administrator	Test Workflow
12	10/18/2010	3:49 PM	Administrator	Director Financial Reporting
11	8/19/2010	8:51 AM	Director Financial Re...	Director Financial Reporting
10	8/19/2010	8:50 AM	Director Financial Re...	Director Financial Reporting
9	8/5/2010	11:03 AM	Administrator	Data Contributor
8	8/5/2010	11:03 AM	Administrator	Director Financial Reporting
7	6/3/2010	8:19 AM	Director Financial Re...	Data Contributor
6	6/1/2010	9:00 PM	Director Financial Re...	Data Contributor
5	5/17/2010	11:22 AM	Director Financial Re...	Director Financial Reporting
4	5/14/2010	4:08 PM	Director Financial Re...	Data Contributor

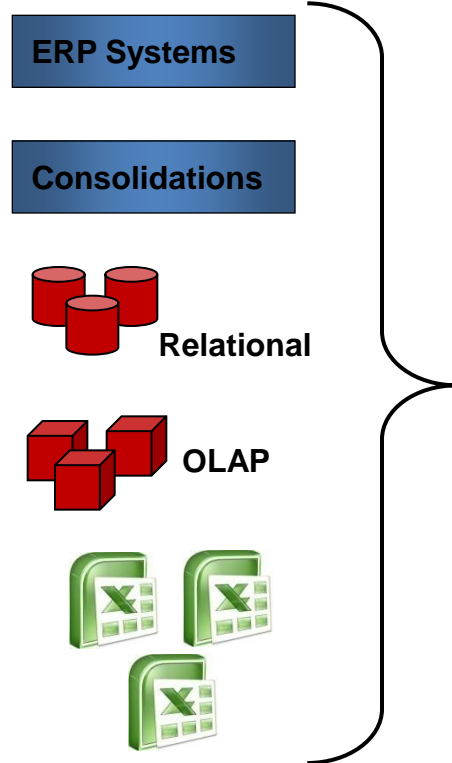
A 'Workflow' window is also visible, showing a process flow diagram. The flow starts with 'Financial Reporting A' (Reviewer/Manager), goes to 'Data Collector', then 'External Auditor', 'Legal', 'Chief Accounting Officer', 'Executive Assistant', 'Investor Relations', and 'XBRL Tagging'. The main flow is: 'Data Contributor (Editable)' -> 'Director Financial Reporting (Default - Editable)' -> 'Assistant Controller (Editable)' -> 'Controller (Editable)' -> 'Internal Auditor (Disconnected)' -> 'Chief Financial Officer (Disconnected)' -> 'Chief Executive Officer (Disconnected)'. The 'Assistant Controller' and 'Controller' roles are highlighted in red.



# Disclosure management – How Does It Work?



## Financial Data

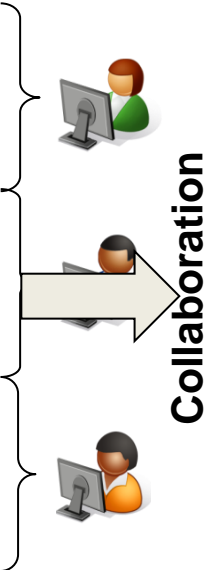


Structured Information



## Cognos FSR Application

- Front Page
- Table of Contents
- Chairman's Statement
- Business Overview
- Income Statement
- Balance Sheet
- Cash Flow
- Reconciliations
- Notes – Policies
- Notes – Assets
- Notes – Liabilities
- Notes – Equity




## Output Options



© 2012 IBM Corporation

# Value and Confidence are Results



## Gain Time

- Process is automated, reducing effort and the time to complete
- Easily create and maintain reports




## Gain Control

- A solution owned by the business
- Visibility into the progress of the process



## Gain Confidence

- Reduce risk of errors, late filings, non-compliance and insider leaks.
- Ensure accuracy at all times throughout the entire process





# NEXT

11.00 – 11.25

- **IBM Cognos PM**  
**Cognos Express implementatie binnen EMI Music Operations Europe BV**  
Ton Rijkers, Business Projects Manager, EMI Music Operations Europe BV
- **IBM Cognos BI**  
**Something really new in Cognos 10.2 , Dynamic Cubes**  
Robert ten Veen, Client Technical Professional, IBM
- **IBM SPSS**  
**Van tofu krijg je geheugenverlies**  
Coen de Bruijn, ABN AMRO

