

# IBM Rational Portfolio Manager v5.0.9.7

## Release Notes

**February 22, 2005**  
Client Version b570  
Server Version 5.0.9.7

Licensed Materials – Property of IBM  
(C) Copyright IBM Corp. 1997, 2005

US Government Users Restricted Rights –  
Use, duplication or disclosure restricted by  
GSA ADP Schedule Contract with IBM Corp.

Table of Contents

1. Resolved Issues/Defects ..... 4

2. New Features ..... 5

## 1. Resolved Issues/Defects

The following Defects and Issues have been resolved since build 517.

Type	Version	Build	Name/Description	SC-Ref #
Defect	5.0.9.7	570	Fix the blob issues: During data transfer from db2 to oracle, large binary objects got corrupted. This include Documents, Layouts, pivots templates and reports templates	113705
Defect	5.0.9.7	570	Fix the rounding issue: After calculating and copying dates under duration based project we observed a rounding problem for the task duration.	109854

## 2. New Features

5 Additional reports have been added to PMOffice:

### PRB – Project Status and Financials

**PRB Report - Project Status and Financials**

Version: 7/1/2548

Project: UK Calendar
Project Code:

Customer:
Line of Business:

Manager: PMOFFICEADMINISTRATOR
Geography:

Supervisor:

**Executive Summary**

**Executive Summary**  
In your case, please send an e-mail to support@systemcorp.com and log an issue. That way, there will be a ticket logged and will force the support team to do something for you. In all likelihood, it's nothing more than cleaning out a table in the database. They can walk Matt through it.

**FINANCIAL SUMMARY ('000)**

	Cost	Revenue	Gross Margin	Gross Margin %
Baseline	0.0	0.0	0.0	0.0
Actual Last Month	0.0	0.0	0.0	0.0
Actual This Month	0.0	0.0	0.0	0.0
Forecast	3.1	3.3	0.1	4.3
Change in Forecast Since Last Month	-3.1	3.3	0.1	4.3

**CASHFLOW ('000)**

	YTD Cost	YTD Forecast	+ or -
	0.0	0.0	0.0

**PHASING ('000)**

	Last Year	Q1	Q2	Q3	Q4	Total	Next Year
Cost	2.8	0.1	0.1	0.0	0.0	0.1	0.0
Revenue	0.0	0.0	0.0	0.0	0.0	0.0	0.0
Gross Margin	-2.8	-0.1	-0.1	0.0	0.0	-0.2	0.0

**Project Status**

Customer Relationship	RTF10 This is a latent workflow from a deleted project or an element that was deleted before a workflow was responded to (sorry for the dangling participle). This is something that I have brought to the attention of the developers and it is a design problem. I have identified it for a change in a future release.
Contract Status	Contract Please contact your Sales Representative for PMOffice. He/She should be able to give you the correct number. There are several numbers for US Xpress in our system, but we don't know which one is the correct one. Without the correct number, we can't open a PMR...
Financial Status	Financial Status Please contact your Sales Representative for PMOffice. He/She should be able to give you the correct number. There are several numbers for US Xpress in our system, but we don't know which one is the correct one. Without the correct number, we can't open a PMR...

#### Report Location & Name:

Portfolio Viewer > Reports > General/Health > Project Status and Financials

#### Fields Mapping:

Version	Report Generation Date
Project	Project Name
Code	Project's Reference Number (user's entered reference)
Manager	Project Manager
Customer	Project's attribute value (PROJECT_ATTR_CLASS > CUSTOMER_CODE_LABEL)*
Geography	Project's attribute (Region)*
Line of Business	Project's attribute (Business Unit)*
Supervisor	Project's Resource Security Role PRB Chair (project team members)
Executive Summary	Project's RTF5

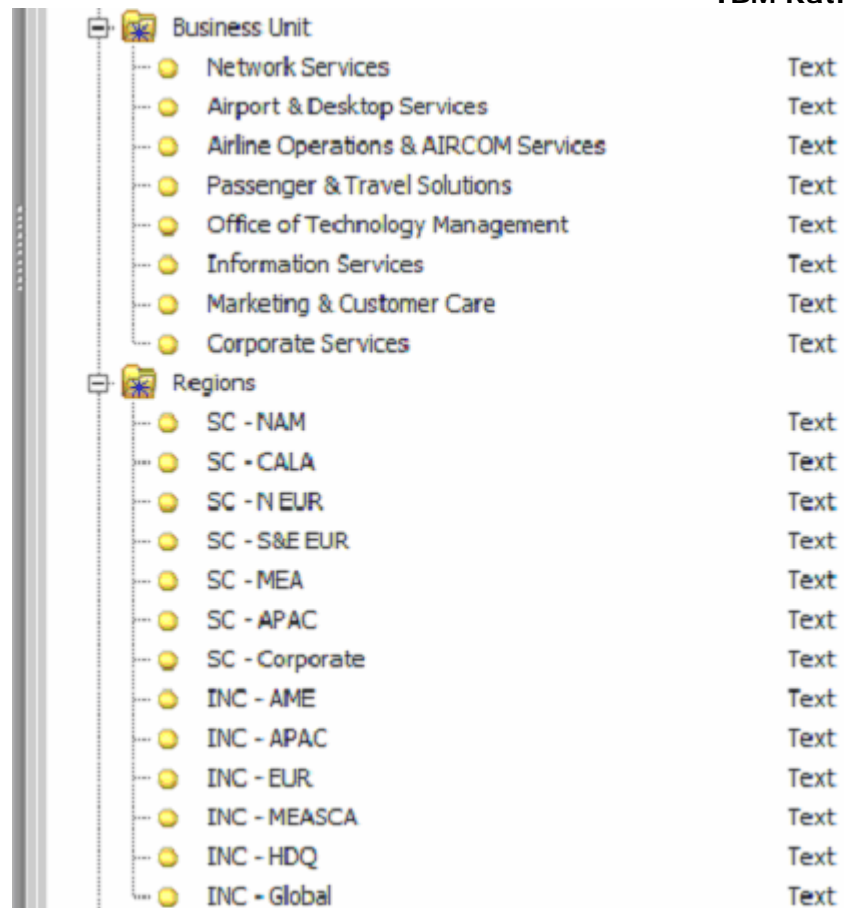
## IBM Rational Portfolio Version 5.0.9.7

Baseline	Financial Total latest baseline cost/revenue/margin/%margin	
Actual Last Month	Financial Total Actual (last month) cost/revenue/margin/%margin	
Actual This Month	Financial Total Actual (this month) cost/revenue/margin/%margin	
Forecast	Financial Total EAC cost/revenue/margin/%margin	
Change in Forecast	Financial Total Estimate – Latest Baseline cost/revenue/margin/%margin	
Cashflow Cost	YTD Financial Total Actual Cost	
Cashflow Forecast	YTD Financial Total Estimated Cost	
+ or -	YTD Financial Total Estimated Cost – YTD Financial Total Actual Cost	
Phasing	Financial Total Estimated Cost/Revenue/Margin for last year, 4 quarters Of the current year, total for current year, and next year	
Project Status	RTF10	Customer Relationship
(Project RTFs)	RTF11	Contract Status
	RTF12	Financial Status
	RTF13	Major Accomplishments

### Notes:

\* Below is the list of values that can be displayed in the fields. Any attributes added after will not appear in the report

Attributes	Input Type	Single/Multi
Project		
PROJECT_ATTR_CAT		
PROJECT_ATTR_CLASS		Multi
PROJECT_COMPANY	Text	
PROJECT_TYPE	Text	
LEADING_LOB	Text	
CUSTOMER_CODE_LABEL	Text	



The screenshot displays the IBM Rational Portfolio Version 5.0.9.7 interface. On the left, a vertical tree view shows the organizational structure. The 'Business Unit' folder is expanded, revealing a list of services: Network Services, Airport & Desktop Services, Airline Operations & AIRCOM Services, Passenger & Travel Solutions, Office of Technology Management, Information Services, Marketing & Customer Care, and Corporate Services. Below this, the 'Regions' folder is also expanded, showing a list of regional and corporate entities: SC - NAM, SC - CALA, SC - NEUR, SC - S&E EUR, SC - MEA, SC - APAC, SC - Corporate, INC - AME, INC - APAC, INC - EUR, INC - MEASCA, INC - HDQ, and INC - Global. To the right of the tree view, a column of 'Text' labels is visible, corresponding to each item in the tree.

Business Unit	
Network Services	Text
Airport & Desktop Services	Text
Airline Operations & AIRCOM Services	Text
Passenger & Travel Solutions	Text
Office of Technology Management	Text
Information Services	Text
Marketing & Customer Care	Text
Corporate Services	Text
Regions	
SC - NAM	Text
SC - CALA	Text
SC - NEUR	Text
SC - S&E EUR	Text
SC - MEA	Text
SC - APAC	Text
SC - Corporate	Text
INC - AME	Text
INC - APAC	Text
INC - EUR	Text
INC - MEASCA	Text
INC - HDQ	Text
INC - Global	Text

## PRB – Scope Exceptions

PRB Report - Scope Exceptions

Version	07-Jan-05	Code	
Project	UK Calendar	Manager	PMOFFICE,ADMINISTRATOR

ISSUES			
ID	Severity	Issue Type	Issue
18647	500		Issue
23401	500		super issue

RISKS					
ID	Description	Likelihood	Impact	Criticality	Owner
18646	Risk	20	20	500	PMOFFICE,ADMINISTRATOR
18651	Risk	20	20	500	PMOFFICE,ADMINISTRATOR

CHANGE REQUESTS						
Requestor	Total # Received	Total # Implemented	Total # Hold	Total # Withdrawn	Total Cost ('000)	Total Revenue ('000)
Customer	0	0	0	0	0.0	0.0
SITA	0	0	0	0	0.0	0.0

ACTIONS						
ID	Description	Linked to Issue #	Responsible	Due Date		Status
				Original	Revised	
23402	super Action	23401	kot			Open
18650	Action	18647	PMOFFICE,ADMINISTRATOR			Open

### Report Location & Name:

Portfolio Viewer > Reports > Scope Management > All Scope Elements > Scope Exceptions

### Fields Mapping:

Version	Today's date
Project	Project Name
Code	Project's Reference Number (user-entered reference)
Manager	Project Manager

### Issues:

ID	Issue ID
Severity	Issue's Rank
Issue Type	Issue's Attribute (type)
Issue	Issue's Name

### Risks:

ID	Risk ID
Description	Risk's Name
Owner	Risk's Responsible
Likelihood	Risk's Probability
Impact	Risk's Impact
Criticality	Risk's Rank

### Change Requests:

Requestor	Change request's Attribute - Customer / SITA**
Total# Received	Count of Change requests
Total# Impl.	Count of Change requests of which state equals 'Implemented'
Total# Hold	Count of Change requests of which state equals 'On Hold'
Total# Withdrawn	Count of Change requests of which state equals 'Withdrawn'
Total Cost	Order of Magnitude Cost
Total Revenue	Order of Magnitude Revenue



**Actions:**

ID	Action ID
Description	Action's Name
Linked to Issue #	Issue's Reference Number
Responsible	Action's Responsible
Original Due Date	Baseline Finish Date
Revised Due Date	Scheduled Finish Date
Status	Action's State

## PRB – Scope Exceptions (cont.)

### Notes:

The exception elements will be displayed in the following order:

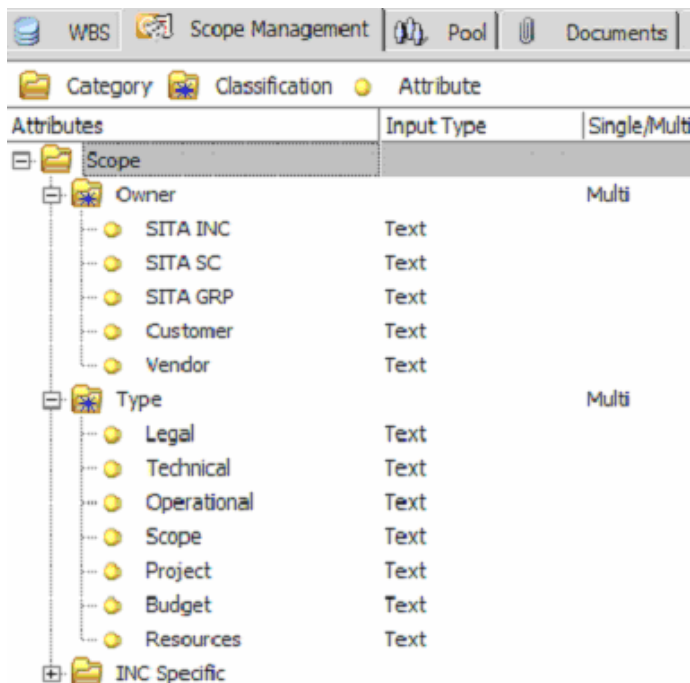
Issue → Risk → Change Request → Action

Action's original/revised due dates → if the scope is not transferred to WBS, a user cannot save baseline.  
As a result, no baseline.

Possible values for Issue Types are Legal, Technical, Operational, Scope, Project, Budget, and Resources.  
Any type added later will not appear in the report.

Possible values for Change Request's requestor are SITA and Customer. SITA INC, SITA SC, and SITA GRP are considered as SITA. Customer is considered as Customer. If a change request has no Owner or has vendor as an owner, we will not count it at all. If a change request has both SITA and customer, we count it as customer only.

The names of Change Request state # 5, 6, and 9 must remain the way they are now in order for the change request count to work properly.



Rank	Value
+	General
-	Exceptions
+	Schedule Impact
-	Change Request State
1	Submitted
2	Being Assessed
3	Under Review
4	Rejected
5	Withdrawn
6	On Hold
7	Approved
8	Planned
9	Implemented

## PRB – Milestones

PRB - Milestones

Project	Development and Implementation of RBM-A1			
---------	--	--	--	--

MILESTONES				
Name	Baseline	Current	Previous	Payment ('000)
Tissue1		2005-05-04		0.0
Create integration schedule		2004-09-29		0.0
Field names	2004-07-05	2004-08-06	2004-07-05	35.0
Incorrect shipment		2003-07-02		0.0
Map fields for medicine	2004-07-15	2004-10-05	2004-07-06	70.9
Train end users		2003-07-03		0.0
Classroom training	2004-07-07	2004-08-27	2004-07-07	13.8
Implement dmaic	2004-07-06	2004-09-22	2004-07-06	0.5
Implement dmedi	2004-07-05	2004-08-27	2004-07-05	102.3
Provide dmaic training		2004-09-23		0.0
Provide training on dmedi		2004-09-23		0.0
Task		2004-07-30		0.0
5	2004-07-13	2004-09-16	2004-05-24	4.0
2004-01-17	2004-03-28	2004-07-05	2004-03-28	0.0
2004-01-24	2004-03-28	2004-07-05	2004-03-28	0.0
Additional classes	2004-07-27	2004-09-27	2004-07-20	3.5

### Report Location & Name:

Portfolio Viewer > Reports > General/Health > Milestones

### Fields Mapping:

Name	Milestone's Name
Baseline	Latest Baseline Finish Date
Current	Current WBS Schedule Finish Date
Previous	Previous Baseline Finish Date
Payment K\$	Milestone's WBS Actual Revenue (billable & non-billable)

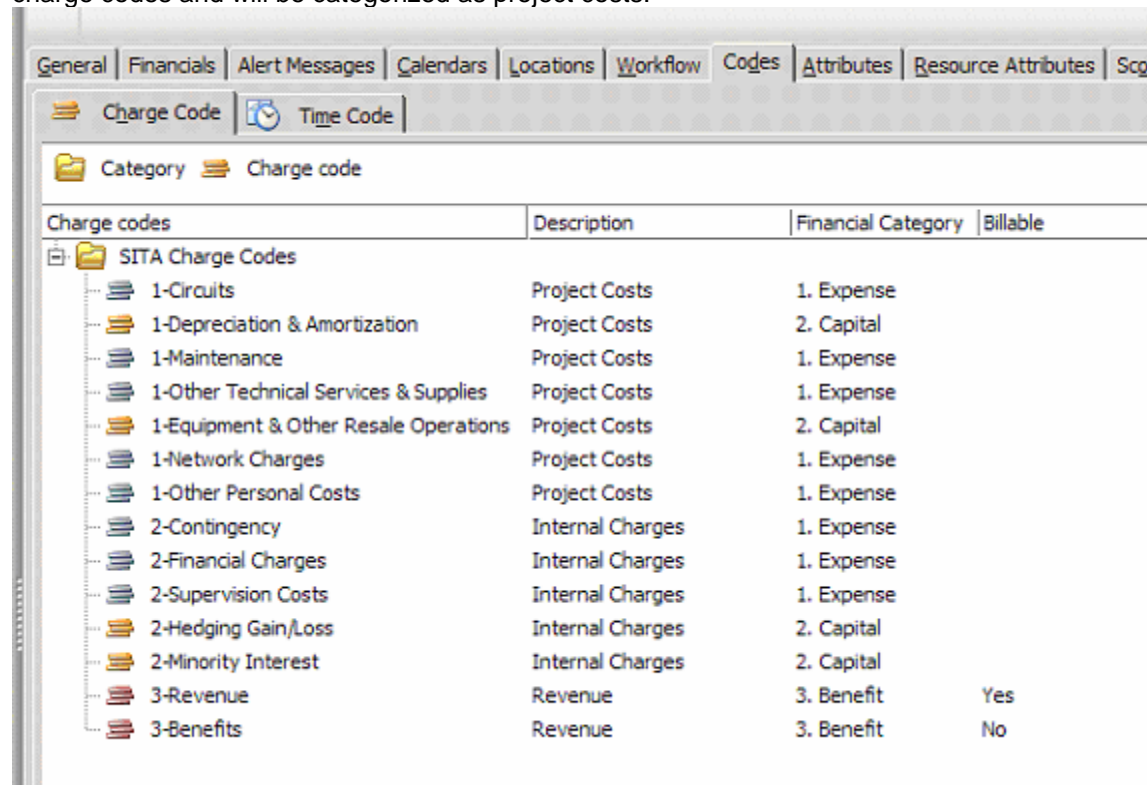
### Requirements:

This report will be generated from 'WBS Attributes' dataset. In order to have all the milestones appear in the report, a user needs to add at least one attribute to the milestones.



## IBM Rational Portfolio Version 5.0.9.7

grouped into 3 categories: revenue, project costs, and internal charges. In order to meet this requirement, the description field is used to indicate charge code type. Possible values are 'Project Costs', 'Internal Charges', and 'Revenue'. Expense or capital charge codes with no description will be considered as labor charge codes and will be categorized as project costs.



Charge codes	Description	Financial Category	Billable
<b>SITA Charge Codes</b>			
1-Circuits	Project Costs	1. Expense	
1-Depreciation & Amortization	Project Costs	2. Capital	
1-Maintenance	Project Costs	1. Expense	
1-Other Technical Services & Supplies	Project Costs	1. Expense	
1-Equipment & Other Resale Operations	Project Costs	2. Capital	
1-Network Charges	Project Costs	1. Expense	
1-Other Personal Costs	Project Costs	1. Expense	
2-Contingency	Internal Charges	1. Expense	
2-Financial Charges	Internal Charges	1. Expense	
2-Supervision Costs	Internal Charges	1. Expense	
2-Hedging Gain/Loss	Internal Charges	2. Capital	
2-Minority Interest	Internal Charges	2. Capital	
3-Revenue	Revenue	3. Benefit	Yes
3-Benefits	Revenue	3. Benefit	No

## Project – Profit Loss Detail Report

Project - Profit & Loss Detail Report											
<b>SITA</b> THE SKY IS NOT THE LIMIT			Code : SITA TEST Name : SITA Test Project Manager : F462			Entity : Currency : US Dollars (000) Period : Nov-04					
	Current Month			Year To Date			Full Year			Past Years	ITD
	Actual	Budget	Var	Actual	Budget	Var	Forecast	Budget	Var	Actual	Actual
Revenue	17.0	10.0	7.0	12.0	100.0	-88.0	120.0	120.0	0.0	0.0	12.0
Circuits	0.0	0.0	0.0	4.0	15.0	11.0	15.0	15.0	0.0	12.0	36.0
Cost of Good Sold	0.0	0.0	0.0	0.0	0.0	0.0	0.0	0.0	0.0	0.0	0.0
Equipment & other resale operations	0.0	0.0	0.0	4.0	10.0	6.0	10.0	10.0	0.0	0.0	4.0
Maintenance	2.0	0.0	-2.0	4.0	10.0	6.0	12.0	10.0	-2.0	0.0	4.0
Network Charge	0.0	0.0	0.0	4.0	10.0	6.0	13.0	10.0	-3.0	0.0	4.0
Other Personnel Costs	0.0	0.0	0.0	0.0	10.0	10.0	10.0	10.0	0.0	0.0	0.0
Other technical services & supplies	0.0	0.0	0.0	0.0	5.0	5.0	5.0	5.0	0.0	0.0	0.0
Depreciation & Amortization	0.0	0.0	0.0	4.0	10.0	6.0	10.0	10.0	0.0	0.0	4.0
<b>Total Project Costs</b>	<b>2.0</b>	<b>0.0</b>	<b>-2.0</b>	<b>20.0</b>	<b>70.0</b>	<b>50.0</b>	<b>75.0</b>	<b>70.0</b>	<b>-5.0</b>	<b>12.0</b>	<b>32.0</b>
<b>Project Margin \$</b>	<b>15.0</b>	<b>10.0</b>	<b>5.0</b>	<b>-8.0</b>	<b>30.0</b>	<b>-38.0</b>	<b>45.0</b>	<b>50.0</b>	<b>-5.0</b>	<b>-12.0</b>	<b>-20.0</b>
<b>Project Margin %</b>	<b>88.2</b>	<b>100.0</b>	<b>-11.8</b>	<b>-66.7</b>	<b>30.0</b>	<b>-96.7</b>	<b>37.5</b>	<b>41.7</b>	<b>-4.2</b>	<b>0.0</b>	<b>-166.7</b>
Contingency	0.0	0.0	0.0	0.0	10.0	10.0	10.0	10.0	0.0	8.0	8.0
Supervision Costs	0.0	0.0	0.0	0.0	5.0	5.0	5.0	5.0	0.0	0.0	0.0
Financial Charges	0.0	0.0	0.0	4.0	5.0	1.0	5.0	5.0	0.0	0.0	4.0
Hedging Gain/Loss	0.0	0.0	0.0	4.0	10.0	6.0	10.0	10.0	0.0	10.0	14.0
Minority Interest	0.0	0.0	0.0	8.0	5.0	-3.0	5.0	5.0	0.0	0.0	8.0
<b>Total Internal Charges</b>	<b>0.0</b>	<b>0.0</b>	<b>0.0</b>	<b>16.0</b>	<b>35.0</b>	<b>19.0</b>	<b>35.0</b>	<b>35.0</b>	<b>0.0</b>	<b>18.0</b>	<b>34.0</b>
<b>Total Costs</b>	<b>2.0</b>	<b>0.0</b>	<b>-2.0</b>	<b>36.0</b>	<b>105.0</b>	<b>69.0</b>	<b>110.0</b>	<b>105.0</b>	<b>-5.0</b>	<b>30.0</b>	<b>66.0</b>
<b>Gross Margin \$</b>	<b>15.0</b>	<b>10.0</b>	<b>5.0</b>	<b>-24.0</b>	<b>-5.0</b>	<b>-19.0</b>	<b>10.0</b>	<b>15.0</b>	<b>-5.0</b>	<b>-30.0</b>	<b>-54.0</b>
<b>Gross Margin %</b>	<b>88.2</b>	<b>100.0</b>	<b>-11.8</b>	<b>-200.0</b>	<b>-5.0</b>	<b>-195.0</b>	<b>8.3</b>	<b>12.5</b>	<b>-4.2</b>	<b>0.0</b>	<b>-450.0</b>

### Report Location & Name:

Portfolio Viewer > Reports > Budgets > To Date > Project Profit & Loss Detail

### Fields Mapping:

Code	Project's Reference Number (user's entered reference)
Name	Project Name
Manager	Project Manager
Entity	Project's Attribute (Organization)
Currency	Project's Currency
Period	Current Month/Year
Charge Code	Project's Charge Codes
Current Month	Today's Fiscal Month
Year To Date	Cumulated amount from the beginning of current fiscal year to today's fiscal month
Full Year	Total for current fiscal year
Past Year	Total incurred from the beginning of the project till the end of previous Fiscal Year
ITD	Total incurred from the beginning of the project till today's Fiscal Month
Budget	Financial Total Latest Baseline
Actual	Financial Total Actual
Forecast	Financial Total Estimate
Rev or Margin Var	Actual – Budget OR Forecast – Budget
Cost Var	Budget – Actual OR Budget – Forecast

### Issues:

Refer to the section in Project – Budget Summary Report