



Information On Demand

## IMS Tools Knowledge Base V1.1

*The foundation of IBM's autonomic direction for IMS Tools*

**Joe Sacco**  
IMS Tools Project Manager



**ON DEMAND BUSINESS™**

# Agenda

- **IMS Tools autonomic direction**
- **Business challenges addressed in Phase 1**
- **Overview of IMS Tools Knowledge Base (ITKB) V1.1**
- **IMS Tools enablement plan**
- **Summary**
- **Questions and discussion**

# Today's IMS Business Challenges

- Problem determination is time and resource intensive
- Expert skills are spent ascertaining when a problem took place rather than figuring out how to fix it
- Expert skills are too expensive to be spent on repetitive tasks
  - Installing and Customizing Tools
  - Tailoring JCL
- DBA resources are expensive and dwindling
- Unanticipated problems may result in downtime and loss of revenue
- Increased burden of system management and maintenance
- Time and resources are not available for developing new applications, pursuing new technologies, and growing business

# IMS Tools today...



Database administration

IMS Transaction management



Utilities management

**Lots of powerful Tools but they don't all share what they know**

Application management

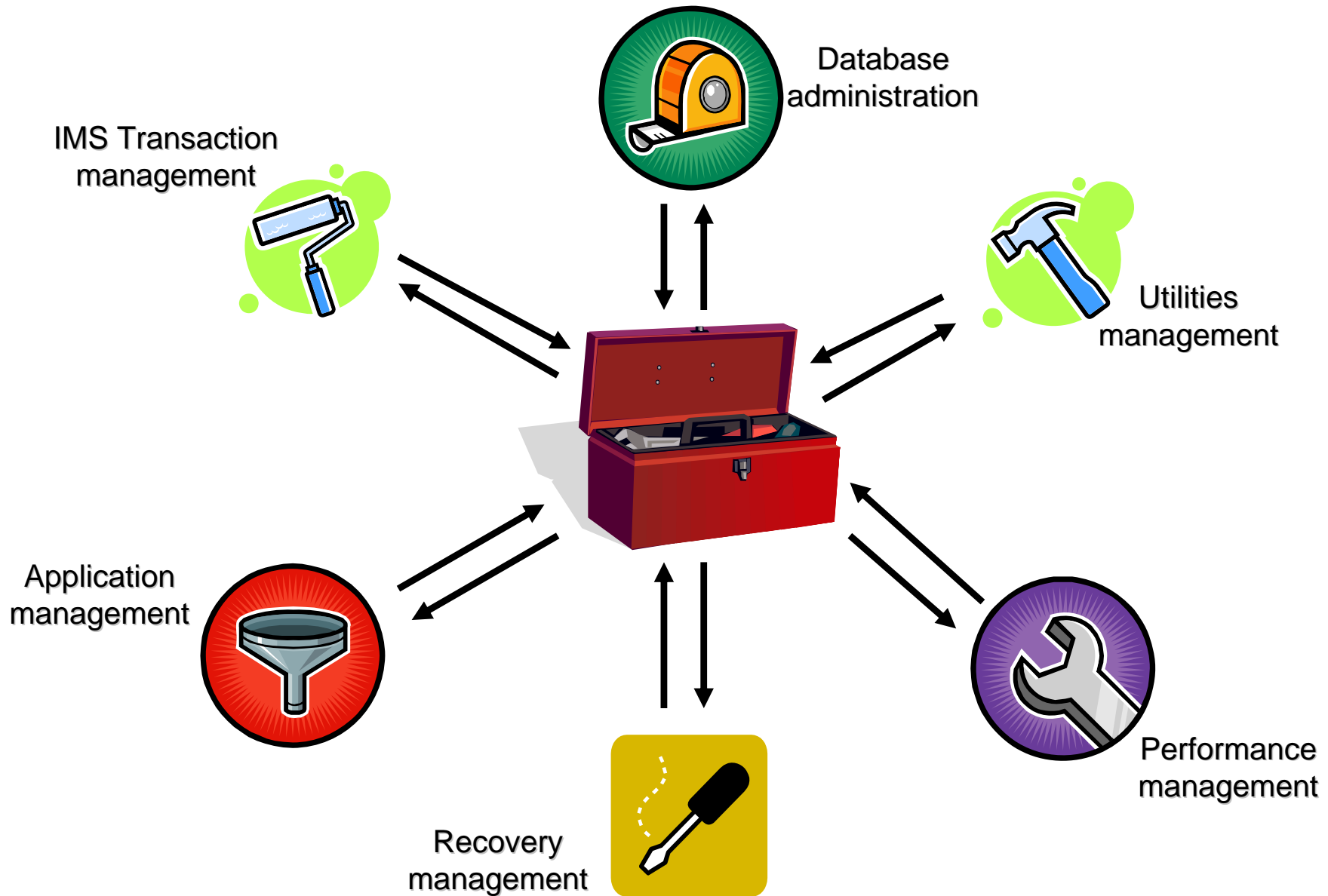


Performance management

Recovery management



# Enter the IMS Tools Knowledge Base



# Business Challenges Addressed in Version 1

- **The Issues...**

- Problem determination and space management are time and resource intensive
- Expert skills are spent ascertaining when a problem took place rather than figuring out how to fix it

- **The IMS Tools Knowledge Base Solution...**

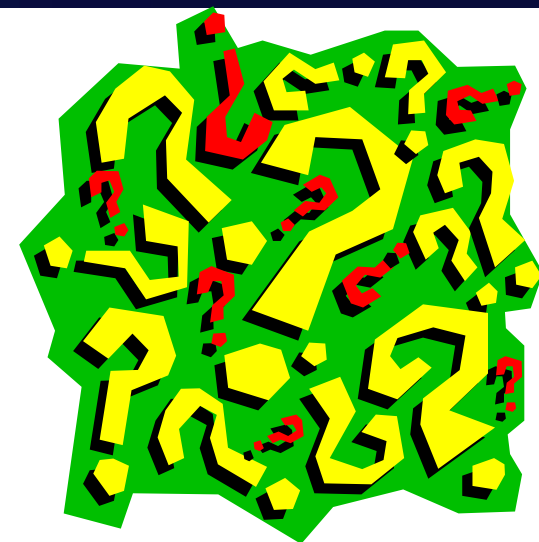
- ✓ Report data from multiple tools in one location
- ✓ Reports are organized and able to be searched and sorted
- ✓ Quickly use the Knowledge Base to query all activity at a given point in time or over a range of dates
- ✓ One standard starting point for historical investigation

## Output Repository

- **Individual reports are stored in the repository by IMS Tools products**
  - Reports are retained based on user defined criteria.
- **One Output Repository is shared by all IMS Tools across a SYSPLEX**
- **Flexible report search and viewing facilities**

# Output Repository

- **Enhancing the user experience with IMS Tools**
  - Single source
    - Where is my report?
  - Easy to use search capabilities
    - Find, Filter, Time Ranges
  - History for analysis
    - What did Space Monitor report the last time I ran it against this database? Last month? Six months ago?
  - History of actions
    - Did I run Pointer Checker against this database recently?
    - Was this database reorganized last month?



**Turning islands of data into useful information!**



## Finding and viewing reports...a look at the product

- **Main menu**
- **Finding reports by Job**
- **Viewing all reports available**
- **Finding reports using your own selection criteria**
- **Finding reports from the 'recently viewed reports' list**



SERVER: FPQJSP01

IMS Tools Knowledge Base

Ver 1.1.0

Option ==> 4

Select an option or press END to exit.

\*Knowledge Base Server Name . . . . . FPQJSP01

Recon ID . . . . . \_\_\_\_\_

\*History (y/n) Y

Display Database Report Output

- 1 List of databases with reports
- 2 List of DDnames with reports
- 3 List of IMS Systems with reports
- 4 List of Report jobs
- 5 List of Report types
- 6 List of Reports
- 7 List of Products
- 8 List reports using selection criteria
- 9 List of all reports available
- 10 List of recently viewed reports
- 11 Exit

The server we're connecting to

We've selected to review current and history reports...

View Help

SERVER: FPQJSP01

Report Jobs List

Row 1 from 7

Command ==>

Scroll ==> PAGE

Select a row action or press END to exit.

Row actions: S - List

Act	Job Name	Job Nbr	Job Start	User ID	Nbr of Reports
<u>S</u> _	HI100	00671	20070305 15:12:01	SINMEI	1,100
_	RDDEFRD	00938	20070508 10:23:15	RDEFAL4	1
_	RDHKTIVP	01429	20070515 08:53:49	RDEFAL4	1
_	RDOADRPT	01912	20070406 02:00:22	CDLLD01	3
_	RDOADRPT	02832	20070331 22:32:01	RDEFAL1	30
_	RDOADRPT	02833	20070331 22:32:55	RDEFAL1	30
_	URPTIMP	02196	20070426 14:21:12	RDEFAL1	35

\*\*\*\*\* Bottom of data \*\*\*\*\*

Can be a large list...

View Help

SERVER: FPQJSP01

Available Reports - Job

Row 1 from 1100

Command ==> \_

Scroll ==> PAGE

Select a row action or press END to exit.

Row actions: S - View J - Job T - Step H - History P - Print D - Delete  
I - Info A - Archive

Act	Product	Report	DBD	Area/Part	DD	Set
-	HPPC	PC- Run time option	DVHI0001		DVHI0001	
-	HPPC	PC- Run time option	DVHI0002		DVHI0002	
-	HPPC	PC- Run time option	DVHI0003		DVHI0003	
-	HPPC	PC- Run time option	DVHI0004		DVHI0004	
-	HPPC	PC- Run time option	DVHI0005		DVHI0005	
-	HPPC	PC- Run time option	DVHI0006		DVHI0006	
-	HPPC	PC- Run time option	DVHI0007		DVHI0007	
-	HPPC	PC- Run time option	DVHI0008		DVHI0008	
-	HPPC	PC- Run time option	DVHI0009		DVHI0009	
-	HPPC	PC- Run time option	DVHI0010		DVHI0010	
-	HPPC	PC- Run time option	DVHI0011		DVHI0011	
-	HPPC	PC- Run time option	DVHI0012		DVHI0012	
-	HPPC	PC- Run time option	DVHI0013		DVHI0013	
-	HPPC	PC- Run time option	DVHI0014		DVHI0014	

View Help

- 5 1. Sort
- 2. Reset Sort Sequencing
- 3. Find
- 4. Find Next
- 5. Filter
- 6. Filter Off
- 7. Order Columns
- 8. Reset Order

The View menu is useful for finding what you want quickly...no scrolling and searching required

Row 1 from 1100  
Scroll ==> PAGE

to exit.

- Step H - History P - Print D - Delete

e

		DBD	Area/Part	DD	Set
	option	DVHI0001		DVHI0001	
HPPC	PC- Run time option	DVHI0002		DVHI0002	
HPPC	PC- Run time option	DVHI0003		DVHI0003	
HPPC	PC- Run time option	DVHI0004		DVHI0004	
HPPC	PC- Run time option	DVHI0005		DVHI0005	
HPPC	PC- Run time option	DVHI0006		DVHI0006	
HPPC	PC- Run time option	DVHI0007		DVHI0007	
HPPC	PC- Run time option	DVHI0008		DVHI0008	
HPPC	PC- Run time option	DVHI0009		DVHI0009	
HPPC	PC- Run time option	DVHI0010		DVHI0010	
HPPC	PC- Run time option	DVHI0011		DVHI0011	
HPPC	PC- Run time option	DVHI0012		DVHI0012	
HPPC	PC- Run time option	DVHI0013		DVHI0013	
HPPC	PC- Run time option	DVHI0014		DVHI0014	

SERVER: FPQJSP01

Set Filter

Row 1 to 16 of 20

Command ==> \_\_\_\_\_

Scroll ==> PAGE

Enter filter criteria or press END to exit.

Field	Value
Product	_____
Report	_____
Type	_____
Cmp Code	_____
Recon ID	_____
IMS ID	_____
Grp Type	_____
Grp Name	_____
DBD	<u>DVHI0047</u>
Area/Part	_____
DD	_____
Set	_____
Sys ID	_____
User ID	_____
Job Name	_____
Job Nbr	_____

**Set a filter for DBD  
DVHI0047**

View Help

SERVER: FPQJSP01

Available Reports - Job

Row 47 from 1100

Command ==>

Scroll ==> PAGE

Select a row action or press END to exit.

Row actions: S - View J - Job T - Step H - History P - Print D - Delete

I - Info A - Archive

Act	Product	Report	DBD	Area/Part	DD	Set
-	HPPC	PC- Run time option	DVHI0047		DVHI0047	
-	HPPC	PC-Bit Map Display	DVHI0047		DVHI0047	
-	HPPC	PC-DB Record Dist	DVHI0047		DVHI0047	
<u>S</u>	-	PC-DB Stat	DVHI0047			
-	HPPC	PC-Environment	DVHI0047			
-	HPPC	PC-Free Space Map	DVHI0047		DVHI0047	
-	HPPC	PC-HD Data Set Stat	DVHI0047		DVHI0047	
-	HPPC	PC-Interval Free Space	DVHI0047		DVHI0047	
-	HPPC	PC-Interval Stat	DVHI0047		DVHI0047	
-	HPPC	PC-Max Free Space Dist	DVHI0047		DVHI0047	
-	HPPC	PC-Summary	DVHI0047			

\*\*\*\*\* Bottom of data \*\*\*\*\*

VIEW HPPC:PC-DB\_Stat

Command ==>

\*\*\*\*\* Top of Data \*\*\*\*\*

000001 IMS HIGH PERFORMANCE POINTER CHECKER FOR z/OS "DATAB

000002 5655-K53 DATE: 03/05/2

000003

000004 DBNAME: DVHI0047 DB#: 05D

000005

000006 DATABASE RECORD STATISTICS

000007 -----

000008 SEGMENT <---- SEGMENT LENGTH ---> <-AVERAGE OCCU

000009 SC LV DG NAME OCCURRENCES PRFX + DATA = TOTAL PER ROOT P

000010 -- -- -- -----

000011 01 01 01 ORDER 6 18 50.0 68.0 1.0

000012 02 02 01 ORDART 4 34 75.0 109.0 0.7

000013 03 03 01 DELIVER 2 10 50.0 60.0 0.3

000014 04 03 01 SCHEDULE 2 10 50.0 60.0 0.3

000015 05 03 01 HISTORY 2 10 49.0 59.0 0.3

000016 -- -- -- -----

000017 TOTALS 16 AVERAGE DB RECORD

000018 AVERAGE DB RECORD PREFIX

000019





```

VIEW          HPPC:PC-DB_Stat                      Columns 00001 00072
Command ==> _____ Scroll ==> PAGE
000020 NOTE : 'V' INDICATES THAT 'DATA' SHOW AVERAGE VALUES FOR A VARIABLE LENG
000021 IMS HIGH PERFORMANCE POINTER CHECKER FOR z/OS                      "DATAB
000022 5655-K53                                                                DATE: 03/05/2
000023
000024 DBNAME: DVHI0047  DB#: 05D
000025
000026 DATABASE RECORD STATISTICS BY DATA SET GROUP
000027 -----
000028          SEGMENT          <---- SEGMENT LENGTH ---->  <-AVERAGE OCCU
000029 DG SC LV NAME          OCCURRENCES  PRFX +  DATA =  TOTAL      PER ROOT  P
000030 -- -- -- -----
000031 01 01 01 ORDER          6          18          50.0          68.0          1.0
000032          02 02 ORDART          4          34          75.0          109.0         0.7
000033          03 03 DELIVER          2          10          50.0          60.0          0.3
000034          04 03 SCHEDULE          2          10          50.0          60.0          0.3
000035          05 03 HISTORY          2          10          49.0          59.0          0.3
000036 -- -- -- -----
000037 TOTALS                    16
000038
000039

```

AVERAGE DB RECORD  
AVERAGE DB RECORD PREFIX

View Help

SERVER: FPQJSP01

Available Reports - Job

Row 347 from 1100

Command ==>

Scroll ==> PAGE

Select a report to view, press END to exit.

**Reports can also be printed...**

Row J - Job T - Step H - History P - Print D - Delete  
A - Archive

Act	Product	Report	DBD	Area/Part	DD	Set
<u>P</u>	HPPC	PC-DB Stat	DVHI0047			
-	HPPC	PC-Environment	DVHI0047			
-	HPPC	PC-Free Space Map	DVHI0047		DVHI0047	
-	HPPC	PC-HD Data Set Stat	DVHI0047		DVHI0047	
-	HPPC	PC-Interval Free Space	DVHI0047		DVHI0047	
-	HPPC	PC-Interval Stat	DVHI0047		DVHI0047	
-	HPPC	PC-Max Free Space Dist	DVHI0047		DVHI0047	
-	HPPC	PC-Summary	DVHI0047			

\*\*\*\*\* Bottom of data \*\*\*\*\*

```
—          Print Report
S
C  You are requesting a report be
S  printed. Please specify the SYSOUT
R  class. press CANCEL to exit without
A  printing.
P  Then press ENTER to print the report.
   SYSOUT Class . . . . =
```

**Just specify  
The SYSOUT  
class**

```
— Job          Row 347 from 1100
                Scroll ==> PAGE
```

```
tory P - Print D - Delete
```

DBD	Area/Part	DD	Set
DVHI0047			
DVHI0047			
DVHI0047		DVHI0047	
DVHI0047		DVHI0047	
DVHI0047		DVHI0047	
DVHI0047		DVHI0047	
DVHI0047		DVHI0047	
DVHI0047		DVHI0047	
DVHI0047		DVHI0047	

```
*****
```

```
*
```

View Help

SERVER: FPQJSP01

Available Reports - Job

Row 347 from 1100

Command ==>

Scroll ==> PAGE

Press END to exit.

Job T - Step H - History P - Print D - Delete  
A - Archive

Drill down for report specific information

Act	Product	Report	DBD	Area/Part	DD	Set
<u>I</u>	HPPC	PC-DB Stat	DVHI0047			
-	HPPC	PC-Environment	DVHI0047			
-	HPPC	PC-Free Space Map	DVHI0047		DVHI0047	
-	HPPC	PC-HD Data Set Stat	DVHI0047		DVHI0047	
-	HPPC	PC-Interval Free Space	DVHI0047		DVHI0047	
-	HPPC	PC-Interval Stat	DVHI0047		DVHI0047	
-	HPPC	PC-Max Free Space Dist	DVHI0047		DVHI0047	
-	HPPC	PC-Summary	DVHI0047			

\*\*\*\*\* Bottom of data \*\*\*\*\*

Help

SERVER: FPQJSP01

Report Information

Command ==> \_\_\_\_\_

Press END to exit.

The report information screen...note the Quick Index, think of it as a URL to this specific report

More: +

Quick Index : AAPC66AC7BA000000001

Product Name : IMS HP Pointer Checker

Report Title : HDPC-Database Statistics report

Cmp Code : 000

RECON ID : RECON01

RECON1 Name : IMS1.RECON1

IMS ID :

Database : DVHI0047 Part/Area : DD Name :

Group Type : Group Name :

System ID : STLABE3 User ID : SINMEI

Job Name : HI100 Job Number : 00671 Step Name : HDPCPRO

Job Start : 20070305 15:12:01

Help

SERVER: FPQJSP01

Report Information

Ver 1.1.0

Command ==> \_\_\_\_\_

Press END to exit.

More: -

RECON1 Name . . : IMS1.RECON1

IMS ID . . . . :

Database . . . : DVHI0047 Part/Area . . . : DD Name . . . :

Group Type . . : Group Name . . :

System ID . . . : STLABE3 User ID . . . . : SINMEI

Job Name . . . : HI100 Job Number . . : 00671 Step Name . . : HDPCPRO

Job Start . . . : 20070305 15:12:01

Step Start . . . : 20070305 15:12:01

Report Start . . : 20070305 15:11:47

Retention Days 1 Versions 1



View Help

- 7 1. Sort
- 2. Reset Sort Sequencing
- 3. Find
- 4. Find Next
- 5. Filter
- 6. Filter Off
- 7. Order Columns
- 8. Reset Order

If you'd like to rearrange your column order, it's easy and we'll remember for next time!

L from 1100  
L ==> PAGE

- Step H - History P - Print D - Delete

		DBD	Area/Part	DD	Set
	option	DVHI0001		DVHI0001	
HPPC	PC- Run time option	DVHI0002		DVHI0002	
HPPC	PC- Run time option	DVHI0003		DVHI0003	
HPPC	PC- Run time option	DVHI0004		DVHI0004	
HPPC	PC- Run time option	DVHI0005		DVHI0005	
HPPC	PC- Run time option	DVHI0006		DVHI0006	
HPPC	PC- Run time option	DVHI0007		DVHI0007	
HPPC	PC- Run time option	DVHI0008		DVHI0008	
HPPC	PC- Run time option	DVHI0009		DVHI0009	
HPPC	PC- Run time option	DVHI0010		DVHI0010	
HPPC	PC- Run time option	DVHI0011		DVHI0011	
HPPC	PC- Run time option	DVHI0012		DVHI0012	
HPPC	PC- Run time option	DVHI0013		DVHI0013	
HPPC	PC- Run time option	DVHI0014		DVHI0014	

SERVER: FPQJSP01

Order Column Settings

Row 1 to 12 of 20

Command ==> \_\_\_\_\_

Scroll ==> PAGE

Fill in order instructions or press END to exit.

Row actions: n - Enter numerical order for columns

Seq	Field
—	Product
<u>1</u>	Report
<u>2</u>	DBD
—	Area/Part
—	DD
—	Set
<u>3</u>	Recon ID
<u>4</u>	IMS ID
—	Grp Type
—	Grp Name
<u>5</u>	Report Start
—	Cmp Code

Sort your columns so you see the most important information first, ITKB stores the order in your user profile for next time...



SERVER: FPQJSP01

Order Column Settings

Row 13 to 20 of 20

Command ==> \_\_\_\_\_

Scroll ==> PAGE

Fill in order instructions or press END to exit.

Row actions: n - Enter numerical order for columns

Seq	Field
___	Type
___	Sys ID
___	User ID
___	Job Nbr
___	Job Name
___	Step Name
___	Job Start
___	Step Start

\*\*\*\*\* Bottom of data \*\*\*\*\*

View Help

SERVER: FPQJSP01

Available Reports - Job

Page 1 of 1100

Command ==> \_\_\_\_\_

These columns used to be on the next page

Select a row action or press END to exit.

Row actions: S - View J - Job T - Step H - History P - Print D - Delete  
I - Info A - Archive

Act	Report	DBD	Recon ID	IMS ID	Report Start	Set
_	PC- Run time option	DVHI0001	RECON01		20070305 15:11:47	
_	PC- Run time option	DVHI0002	RECON01		20070305 15:11:47	
_	PC- Run time option	DVHI0003	RECON01		20070305 15:11:47	
_	PC- Run time option	DVHI0004	RECON01		20070305 15:11:47	
_	PC- Run time option	DVHI0005	RECON01		20070305 15:11:47	
_	PC- Run time option	DVHI0006	RECON01		20070305 15:11:47	
_	PC- Run time option	DVHI0007	RECON01		20070305 15:11:47	
_	PC- Run time option	DVHI0008	RECON01		20070305 15:11:47	
_	PC- Run time option	DVHI0009	RECON01		20070305 15:11:47	
_	PC- Run time option	DVHI0010	RECON01		20070305 15:11:47	
_	PC- Run time option	DVHI0011	RECON01		20070305 15:11:47	
_	PC- Run time option	DVHI0012	RECON01		20070305 15:11:47	
_	PC- Run time option	DVHI0013	RECON01		20070305 15:11:47	
_	PC- Run time option	DVHI0014	RECON01		20070305 15:11:47	

View Help

We also offer Find capability to jump to the appropriate row

- 3 1. Sort
- 2. Reset Sort Sequencing
- 3. Find
- 4. Find Next
- 5. Filter
- 6. Filter Off
- 7. Order Columns
- 8. Reset Order

Row 1 from 1100  
Scroll ==> PAGE

to exit.

- Step H - History P - Print D - Delete

e

D Recon ID IMS ID Report Start Set

HI0001 RECON01 20070305 15:11:47

PC- Run time option DVHI0002 RECON01 20070305 15:11:47

PC- Run time option DVHI0003 RECON01 20070305 15:11:47

PC- Run time option DVHI0004 RECON01 20070305 15:11:47

PC- Run time option DVHI0005 RECON01 20070305 15:11:47

PC- Run time option DVHI0006 RECON01 20070305 15:11:47

PC- Run time option DVHI0007 RECON01 20070305 15:11:47

PC- Run time option DVHI0008 RECON01 20070305 15:11:47

PC- Run time option DVHI0009 RECON01 20070305 15:11:47

PC- Run time option DVHI0010 RECON01 20070305 15:11:47

PC- Run time option DVHI0011 RECON01 20070305 15:11:47

PC- Run time option DVHI0012 RECON01 20070305 15:11:47

PC- Run time option DVHI0013 RECON01 20070305 15:11:47

PC- Run time option DVHI0014 RECON01 20070305 15:11:47

SERVER: FPQJSP01

Find

Row 1 to 16 of 20

Command ==> \_\_\_\_\_

Scroll ==> PAGE

Enter find criteria or press END to exit.

Field	Value
Product	_____
Report	_____
Type	_____
Cmp Code	_____
Recon ID	_____
IMS ID	_____
Grp Type	_____
Grp Name	_____
DBD	<u>DVHI0030</u>
Area/Part	_____
DD	_____
Set	_____
Sys ID	_____
User ID	_____
Job Name	_____
Job Nbr	_____

View Help

SERVER: FPQJSP01

Available Reports - Job

Row 30 from 1100

Command ==> \_\_\_\_\_

Scroll ==> PAGE

Select a row action or press END to e

**The first occurrence  
of DVHI0030**

Row actions: S - View J - Job T - Ste  
I - Info A - Archive

Delete

Act	Report	DBD	Flow ID	IMS ID	Report	Start	Set
—	PC- Run time option	DVHI0030	RECON01		20070305	15:11:47	
—	PC- Run time option	DVHI0031	RECON01		20070305	15:11:47	
—	PC- Run time option	DVHI0032	RECON01		20070305	15:11:47	
—	PC- Run time option	DVHI0033	RECON01		20070305	15:11:47	
—	PC- Run time option	DVHI0034	RECON01		20070305	15:11:47	
—	PC- Run time option	DVHI0035	RECON01		20070305	15:11:47	
—	PC- Run time option	DVHI0036	RECON01		20070305	15:11:47	
—	PC- Run time option	DVHI0037	RECON01		20070305	15:11:47	
—	PC- Run time option	DVHI0038	RECON01		20070305	15:11:47	
—	PC- Run time option	DVHI0039	RECON01		20070305	15:11:47	
—	PC- Run time option	DVHI0040	RECON01		20070305	15:11:47	
—	PC- Run time option	DVHI0041	RECON01		20070305	15:11:47	
—	PC- Run time option	DVHI0042	RECON01		20070305	15:11:47	
—	PC- Run time option	DVHI0043	RECON01		20070305	15:11:47	

View Help

- 4 1. Sort
- 2. Reset Sort Sequen
- 3. Find
- 4. Find Next
- 5. Filter
- 6. Filter Off
- 7. Order Columns
- 8. Reset Order

**Find Next to  
jump to the next  
occurrence...**

to exit.

- Step H - History P - Print D - Delete

e

D Recon ID IMS ID Report Start Set

HI0030 RECON01 20070305 15:11:47

PC- Run time option DVHI0031 RECON01 20070305 15:11:47

PC- Run time option DVHI0032 RECON01 20070305 15:11:47

PC- Run time option DVHI0033 RECON01 20070305 15:11:47

PC- Run time option DVHI0034 RECON01 20070305 15:11:47

PC- Run time option DVHI0035 RECON01 20070305 15:11:47

PC- Run time option DVHI0036 RECON01 20070305 15:11:47

PC- Run time option DVHI0037 RECON01 20070305 15:11:47

PC- Run time option DVHI0038 RECON01 20070305 15:11:47

PC- Run time option DVHI0039 RECON01 20070305 15:11:47

PC- Run time option DVHI0040 RECON01 20070305 15:11:47

PC- Run time option DVHI0041 RECON01 20070305 15:11:47

PC- Run time option DVHI0042 RECON01 20070305 15:11:47

PC- Run time option DVHI0043 RECON01 20070305 15:11:47

Job

Row 30 from 1100

Scroll ==> PAGE

Admistration Help

SERVER: FPQJSP01

IMS Tools Knowledge Base

Ver 1.1.0

Option ==> 9

Select an option or press END to exit.

\*Knowledge Base Server Name . . . . . FPQJSP01

Recon ID . . . . . RECON01

\*History (y/n) Y

Display Database Report Output

- 1 List of databases with reports
- 2 List of DDnames with reports
- 3 List of IMS Systems with reports
- 4 List of Report jobs
- 5 List of Report types
- 6 List of Reports
- 7 List of Products
- 8 List reports using selection criteria
- 9 List of all reports available
- 10 List of recently viewed reports
- 11 Exit



View Help

SERVER: FPQJSP01

Available Reports List

Row 43 from 1169

Command ==>       

Scroll ==> PAGE

Select a row action or press END to exit.

Row actions: S - View J - Job T - Step H - History P - Print D - Delete

I - Info A - Archive

Act	Product	Report	DBD	Area/Part	DD	Set
_	HPPC	PC- Run time option	DVHI0012		DVHI0012	
_	HPPC	PC- Run time option	DVHI0013		DVHI0013	
_	HPPC	PC- Run time option	DVHI0014		DVHI0014	
_	HPPC	PC- Run time option	DVHI0015		DVHI0015	
_	HPPC	PC- Run time option	DVHI0016		DVHI0016	
_	HPPC	PC- Run time option	DVHI0017		DVHI0017	
_	HPPC	PC- Run time option	DVHI0018		DVHI0018	
_	HPPC	PC- Run time option	DVHI0019		DVHI0019	
_	HPPC	PC- Run time option	DVHI0020		DVHI0020	
_	HPPC	PC- Run time option	DVHI0021		DVHI0021	
_	HPPC	PC- Run time option	DVHI0022		DVHI0022	
_	HPPC	PC- Run time option	DVHI0023		DVHI0023	
_	HPPC	PC- Run time option	DVHI0024		DVHI0024	
_	HPPC	PC- Run time option	DVHI0025		DVHI0025	



Admistration Help

SERVER: FPQJSP01

IMS Tools Knowledge Base

Ver 1.1.0

Option ==> 8

Select an option or press END to exit.


\*Knowledge Base Server Name . . . . . FPQJSP01

Recon ID . . . . . RECON01

\*History (y/n) Y

Display Database Report Output

- 1 List of databases with reports
- 2 List of DDnames with reports
- 3 List of IMS Systems with reports
- 4 List of Report jobs
- 5 List of Report types
- 6 List of Reports
- 7 List of Products
- 8 List reports using selection criteria
- 9 List of all reports available
- 10 List of recently viewed reports
- 11 Exit



**Specify your  
own selection  
criteria...**

Commands Help

SERVER: FPQJSP01

Report Selection Criteria

Ver 1.1.0

Command ==> \_\_\_\_\_

Type criteria for reports, then press ENTER to see selected reports or press END to exit.

Quick Index . . . AAPC66AC7BA000000001 \_ More: +  
History (y/n) Y

Product . . . \_\_\_\_\_  
Report . . . \_\_\_\_\_ Code \_\_\_\_\_

RECON ID . . . \_\_\_\_\_  
RECON1 Name . . . \_\_\_\_\_  
IMS ID . . . \_\_\_\_\_

Database . . . \_\_\_\_\_ Part/Area . . . \_\_\_\_\_ DD Name . . . \_\_\_\_\_  
Group Type . . . \_\_\_\_\_ Group Name . . . \_\_\_\_\_ DB Set . . . \_\_\_\_\_

System ID . . . \_\_\_\_\_ User ID . . . \_\_\_\_\_  
Job Name . . . \_\_\_\_\_ Job Number . . . \_\_\_\_\_ Step Name . . . \_\_\_\_\_

First, you can enter a Quick Index number to jump directly to a specific report...

View Help

---

SERVER: FPQJSP01 Available Reports List Row 1 from 1  
Command ==> \_\_\_\_\_ Scroll ==> PAGE

Select a row action or press END to exit.

Row actions: S - View J - Job T - Step H - History P - Print D - Delete  
I - Info A - Archive

Act	Product	Report	DBD	Area/Part	DD	Set
_	HPPC	PC-DB Stat	DVHI0047			

\*\*\*\*\* Bottom of data \*\*\*\*\*

Commands Help

SERVER: FPQJSP01

Report Selection Criteria

ver 1.1.0

Command ==> \_\_\_\_\_

Type criteria for reports, then press ENTER to see selected reports or press END to exit.

Quick Index . . . \_\_\_\_\_ More: +  
Product . . . \_\_\_\_\_ history (y/n) N  
Report . . . \_\_\_\_\_ Cmp Code \_\_\_\_\_  
RECON ID . . . RECON01  
RECON1 Name . . . \_\_\_\_\_  
IMS ID . . . \_\_\_\_\_  
Database . . . \*7 Part/Area . . . \_\_\_\_\_ DD Name . . . \_\_\_\_\_  
Group Type . . . \_\_\_\_\_ Group Name . . . \_\_\_\_\_ DB Set . . . \_\_\_\_\_  
System ID . . . STLABE3 User ID . . . \_\_\_\_\_  
Job Name . . . \_\_\_\_\_ Job Number . . . \_\_\_\_\_ Step Name . . . \_\_\_\_\_

From here you can search all reports on any selection criteria you choose...

Or, maybe you want to limit by RECON, Database, System ID...

SERVER: FPQJSP01 Report Selection Criteri End of data  
Command ==>

Type criteria for reports, then press ENTER to see selected reports or press END to exit.

Report . . . . . \_\_\_\_\_ Type . . . . . \_\_\_\_\_ More: -  
Cmp Code \_\_\_\_\_

RECON ID . . . . . RECON01  
RECON1 Name . . . . . \_\_\_\_\_  
IMS ID . . . . . \_\_\_\_\_

Database . . . . . \*7 Part/Area . . . . . \_\_\_\_\_  
Group Type . . . . . \_\_\_\_\_ Group Name . . . . . \_\_\_\_\_

System ID . . . . . STLABE3 User ID . . . . . \_\_\_\_\_  
Job Name . . . . . \_\_\_\_\_ Job Number . . . . . \_\_\_\_\_ Step Name . . . . . \_\_\_\_\_

**Scroll down and you can search by date (absolute or relative)**

Date/Time Range R (J - Job, S - Step or R - Report)  
Start Date . . . . . 2007/03/05 Start Time . . . . . \_\_\_\_\_  
End Date . . . . . 2007/03/05 End Time . . . . . \_\_\_\_\_

View Help



Search  
results

SERVER: FPQJSP01

Available Reports List

Row 1 from 110

Command ==> \_\_\_\_\_

Scroll ==> PAGE

Select a row action or press END to exit.

Row actions: S - View J - Job T - Step H - History P - Print D - Delete  
I - Info A - Archive

Act	Product	Report	DBD	Area/Part	DD	Set
_	HPPC	PC- Run time option	DVHI0007		DVHI0007	
_	HPPC	PC- Run time option	DVHI0017		DVHI0017	
_	HPPC	PC- Run time option	DVHI0027		DVHI0027	
_	HPPC	PC- Run time option	DVHI0037		DVHI0037	
_	HPPC	PC- Run time option	DVHI0047		DVHI0047	
_	HPPC	PC- Run time option	DVHI0057		DVHI0057	
_	HPPC	PC- Run time option	DVHI0067		DVHI0067	
_	HPPC	PC- Run time option	DVHI0077		DVHI0077	
_	HPPC	PC- Run time option	DVHI0087		DVHI0087	
_	HPPC	PC- Run time option	DVHI0097		DVHI0097	
_	HPPC	PC-Bit Map Display	DVHI0007		DVHI0007	
_	HPPC	PC-Bit Map Display	DVHI0017		DVHI0017	
_	HPPC	PC-Bit Map Display	DVHI0027		DVHI0027	
_	HPPC	PC-Bit Map Display	DVHI0037		DVHI0037	

You can even Save  
your criteria for  
next time...

Commands Help

1 1. Save  
2. Retrieve

Report Selection Criteria

Ver 1.1.0

Type criteria for reports, then press ENTER to see selected reports or  
press END to exit.

Quick Index . . .	More: +
	History (y/n) N
Product . . . .	
Report . . . .	Type . . . . Cmp Code
RECON ID . . . RECON01	
RECON1 Name . . .	
IMS ID . . . .	
Database . . . *7	Part/Area . . . . DD Name . . . .
Group Type . . .	Group Name . . . . DB Set . . . .
System ID . . . STLABE3	User ID . . . .
Job Name . . . .	Job Number . . . . Step Name . . . .

SERVER: FPQJSP01

Save Selection Criteria

Ver 1.1.0

Command ==> \_\_\_\_\_

Enter a name and description and press ENTER to save the selection  
criteria or press END to exit.

\*Name . . . . . SACC01

Description . . . REPORTS JOE NEEDS TO SEE



Commands Help

- 2\_1. Save
- 2. Retrieve

And Retrieve it when needed...

Report Selection Criteria

Ver 1.1.0

Type criteria for reports, then press ENTER to see selected reports or press END to exit.

Quick Index . . .		More: +
		History (y/n) N
Product . . . .		
Report . . . .	Type . . .	Cmp Code
RECON ID . . . .		
RECON1 Name . . .		
IMS ID . . . .		
Database . . . .	Part/Area . . . .	DD Name . . . .
Group Type . . .	Group Name . . .	DB Set . . . .
System ID . . . .	User ID . . . .	
Job Name . . . .	Job Number . . .	Step Name . . .

SERVER: FPQJSP01

Retrieve Selection Criteria

Row 1 to 4 of 4

Command ==> \_\_\_\_\_

Choose a selection criteria and press ENTER or press END to exit.

Row actions: S - List D - Delete

Act	Name	Description
<u>S</u> _	SACC01	REPORTS JOE NEEDS TO SEE
-	S11	this why
-	PETER2	this is why i made this again
-	PETER1	this is why i made this

\*\*\*\*\* Bottom of data \*\*\*\*\*

Commands Help

SERVER: FPQJSP01

Report Selection Criteria

Ver 1.1.0

Command ==> \_\_\_\_\_

Type criteria for reports, then press ENTER to see selected reports or  
press END to exit.

Quick Index . . . \_\_\_\_\_ More: +  
History (y/n) N

Product . . . \_\_\_\_\_

Report . . . \_\_\_\_\_ Type . . . \_\_\_\_\_ Cmp Code \_\_\_\_\_

RECON ID . . . RECON01

RECON1 Name . . . \_\_\_\_\_

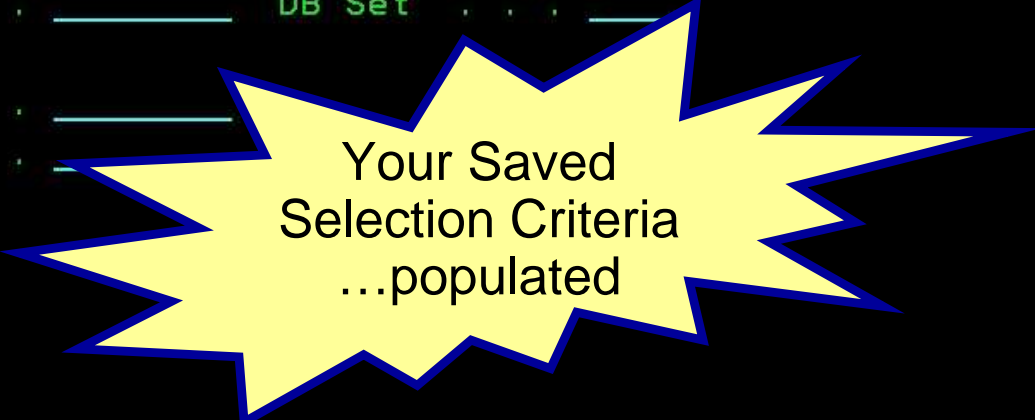
IMS ID . . . \_\_\_\_\_

Database . . . \*7 Part/Area . . . \_\_\_\_\_ DD Name . . . \_\_\_\_\_

Group Type . . . \_\_\_\_\_ Group Name . . . \_\_\_\_\_ DB Set . . . \_\_\_\_\_

System ID . . . STLABE3 User ID . . . \_\_\_\_\_

Job Name . . . \_\_\_\_\_ Job Number . . . \_\_\_\_\_



Your Saved  
Selection Criteria  
...populated

Admistration Help

---

SERVER: FPQJSP01

IMS Tools Knowledge Base

Ver 1.1.0

Option ==> 10

---

Select an option or press END to exit.

\*Knowledge Base Server Name . . . . . FPQJSP01

Recon ID . . . . . RECON01

\*History (y/n) N

Display Database Report Output

- 1 List of databases with reports
- 2 List of DDnames with reports
- 3 List of IMS Systems with reports
- 4 List of Report jobs
- 5 List of Report types
- 6 List of Reports
- 7 List of Products
- 8 List reports using selection criteria
- 9 List of all reports available
- 10 List of recently viewed reports
- 11 Exit



## User Interface Review

- **A variety of different ways to view reports**
  - Database, DD Name, IMS System, Job, Type, Product
- **Built in support to locate information quickly and efficiently**
  - Filter, Find, Customized selection criteria
- **Quick Index**
- **List of recently viewed reports**

## Report Import

- **Batch Utility**
- Reports from other sources can be imported into the Knowledge base.
- Reports must be registered
  - Assigns report title and retention attributes
- **Must provide report index information for each import.**
- **Example: DBRC reports**



# IMS Tools Enablement Plan

- **Currently enabled products**
  - IMS Parallel Reorganization
  - IMS High Performance Pointer Checker
  - IMS High Performance Image Copy
- **More Tools being enabled via release and maintenance processes**
- **Check here for updates...**
  - <http://www.ibm.com/support/docview.wss?rs=434&context=SSZJXP&uid=swg21261315>



## Summary

- **IMS Tools Knowledge Base Version 1.1**
  - Output Repository
  - A vehicle to an enriched IMS Tools customer experience
    - Single platform for report output
    - History for analysis
    - History of actions
  - A platform to share information amongst tools
  - A pathway to autonomies
- **Essential IMS Tools from IBM will be enabled for IMS Tools Knowledge Base V1.1**

## Questions and Discussion

- **Thank you for your time!**
- **Feel free to contact us**
  - Joe Sacco [jsacco@us.ibm.com](mailto:jsacco@us.ibm.com)
  - Ron DeFalco [rdefalc@us.ibm.com](mailto:rdefalc@us.ibm.com)
- **IMS Tools Knowledge Base v1.1**
  - PID 5655-R34
  - <http://www.ibm.com/software/data/db2imstools/imstools/kbt/>
- **Go to [www.ibm.com/software/systemz](http://www.ibm.com/software/systemz) to:**
  - Replay this teleconference
  - Replay previously broadcast teleconferences
  - Register for upcoming events