

VisualAge Pacbase



# The Administrator's Procedures Z/OS CICS

*Version 3.5*





VisualAge Pacbase



# The Administrator's Procedures Z/OS CICS

*Version 3.5*

## Note

Before using this document, read the general information under “Notices” on page vii.

According to your licence agreement, you may consult or download the complete up-to-date collection of the VisualAge Pacbase documentation from the VisualAge Pacbase Support Center at:

<http://www.ibm.com/support/docview.wss?rs=37&context=SSEP67&uid=swg27005478>

Consult the Documentation home page to make sure you have the most recent edition of this document.

## Second Edition (September 2012)

This edition applies to the following licensed programs:

- VisualAge Pacbase Version 3.5

Comments on publications (including document reference number) should be sent electronically through the Support Center Web site at: <http://www.ibm.com/software/awdtools/vapacbase/support.html> or to the following postal address:

IBM Paris Laboratory  
1, place Jean-Baptiste Clément  
93881 Noisy-le-Grand, France.

When you send information to IBM, you grant IBM a nonexclusive right to use or distribute the information in any way it believes appropriate without incurring any obligation to you.

© Copyright IBM Corporation 1983,2012.

US Government Users Restricted Rights – Use, duplication or disclosure restricted by GSA ADP Schedule Contract with IBM Corp.

---

# Contents

<b>Notices</b> . . . . .	<b>vii</b>	<b>Chapter 3. Database Management Utilities</b>	<b>53</b>
<b>Trademarks</b> . . . . .	<b>ix</b>	PACS - Backup Procedures . . . . .	53
<b>Chapter 1. Overview</b> . . . . .	<b>1</b>	PACS - Introduction . . . . .	53
Presentation of the Manual . . . . .	1	PACS - Input Common to Managers . . . . .	53
Presentation of the Procedures . . . . .	1	Database Management . . . . .	54
User Identification . . . . .	2	MLIB - Introduction . . . . .	54
Access Authorization . . . . .	3	MLIB - Input / Processing / Results . . . . .	55
Abnormal Endings . . . . .	3	Database Backup . . . . .	58
Performances . . . . .	5	SAVE - Introduction . . . . .	58
		SAVE - Input / Processing / Results . . . . .	59
		Sub-Network Backup . . . . .	59
		SASN - Introduction . . . . .	59
		SASN - User Input . . . . .	60
		Partial Sub-Network Extraction . . . . .	60
		UXSR - Introduction . . . . .	60
		UXSR - User Input . . . . .	61
		PACS - Description of Steps . . . . .	62
		PACS - Execution JCL . . . . .	65
		UPDT - Freeze . . . . .	68
		UPDT - Introduction . . . . .	68
		UPDT - Input . . . . .	68
		UPDT - Description of Steps . . . . .	69
		UPDT - Execution JCL . . . . .	70
		SASY - Database System Backup Complement . . . . .	73
		SASY - Introduction . . . . .	73
		SASY - User Input . . . . .	74
		SASY - Description of Steps . . . . .	74
		SASY - Execution JCL . . . . .	75
		REST - Database Restoration . . . . .	76
		REST - Introduction . . . . .	76
		REST - Input / Processing / Results . . . . .	77
		REST - Description of Steps . . . . .	79
		REST - Execution JCL . . . . .	83
		RESY - Database System Restoration Complement . . . . .	86
		RESY - Introduction . . . . .	86
		RESY - Input / Processing / Results . . . . .	87
		RESY - Description of Steps . . . . .	89
		RESY - Execution JCL . . . . .	92
		ARCH - Journal Archiving . . . . .	94
		ARCH - Introduction . . . . .	94
		ARCH - Input / Processing / Results . . . . .	95
		ARCH - Description of Steps . . . . .	98
		ARCH - Execution JCL . . . . .	100
		REOR - Reorganization . . . . .	102

REOR - Introduction . . . . .	102	Database statistics. . . . .	160
REOR - Input / Processing / Results . . . . .	103	STAT - Introduction . . . . .	160
REOR - Description of Steps . . . . .	107	STAT - User Input . . . . .	162
REOR - Execution JCL . . . . .	112	STAT - Description of Steps . . . . .	162
		STAT - Execution JCL . . . . .	163
<b>Chapter 4. Manager's Utilities . . . . .</b>	<b>119</b>		
PACX - Extractions . . . . .	119	<b>Chapter 5. Analysis of Activity and</b>	
PACX - Introduction . . . . .	119	<b>Quality Control . . . . .</b>	<b>165</b>
PACX - Input Common to Extractors . . . . .	119	Analysis of Activity . . . . .	165
Extraction of Archived Transactions . . . . .	121	ACTI - Introduction . . . . .	165
EXPJ - Introduction . . . . .	121	ACTI - Query Language . . . . .	166
EXPJ - User Input. . . . .	121	ACTI - User Input . . . . .	175
Extraction of Libraries . . . . .	123	ACTI - Description of Steps . . . . .	175
EXLI - Introduction . . . . .	123	ACTI - Execution JCL . . . . .	176
EXLI - User Input. . . . .	123	Pacbench Quality Control . . . . .	178
Extraction for Purge . . . . .	124	Introduction . . . . .	178
EXPU - Introduction . . . . .	124	Analysis . . . . .	178
EXPU - User Input . . . . .	125	PQCA - Introduction. . . . .	178
Standardization Utility . . . . .	128	PQCA - User Input . . . . .	179
RMEN - Introduction . . . . .	128	PQCA - Description of Steps . . . . .	179
RMEN - User Input . . . . .	128	PQCA - Execution JCL . . . . .	181
RMEN - Recommendations and		Extraction of Quality Rules . . . . .	184
Restrictions . . . . .	132	PQCE - Introduction . . . . .	184
Sub-Network and Entities Comparison	136	PQCE - Input / Processing / Results	185
CPSN - Introduction . . . . .	136	PQCE - Description of Steps . . . . .	186
CPSN - User Input . . . . .	136	PQCE - Execution JCL . . . . .	189
PACX - Description of Steps . . . . .	137		
PACX - Execution JCL . . . . .	138	<b>Chapter 6. Versioning Facilities . . . . .</b>	<b>193</b>
Session Management. . . . .	142	SCM Tools Interface . . . . .	193
Introduction . . . . .	142	Introduction . . . . .	193
ESES - Session Numbers Extraction . . . . .	143	Definitions . . . . .	194
ESES - Introduction . . . . .	143	SCM Environment . . . . .	195
ESES - User Input. . . . .	143	SCM Environment attributes . . . . .	196
ESES - Description of Steps . . . . .	143	SCM Environment parameters . . . . .	197
ESES - Execution JCL . . . . .	144	SCM Environment applications . . . . .	199
CSES - Compression of Session Numbers	145	SCM Environment managed entities	200
CSES - Introduction . . . . .	145	Import JCL . . . . .	201
CSES - User Input . . . . .	146	Choosing the Import SCM Environment	203
CSES - Description of Steps . . . . .	146	Setting the Import Command Lines	
CSES - Execution JCL . . . . .	148	(OCLS) . . . . .	204
Management of Access Keys and User		Post-generation . . . . .	204
Rights. . . . .	151	GPPM - Introduction. . . . .	204
UKD0 - Introduction. . . . .	151	GPPM - Input / Processing / Results	204
UKD0 - User input . . . . .	151	GPPM - Description of Steps . . . . .	205
UKD0 - Description of Steps . . . . .	152	GPPM - Execution JCL . . . . .	205
UKD0 - Execution JCL . . . . .	152	Database Automatic Freeze . . . . .	206
UKD1 - Introduction. . . . .	153	HIPM - Introduction . . . . .	206
UKD1 - User input . . . . .	154	HIPM - Input / Processing / Results	207
UKD1 - Description of Steps . . . . .	156	HIPM - Description of Steps . . . . .	208
UKD1 - Execution JCL . . . . .	158	HIPM - Execution JCL . . . . .	210

Generation Simulation . . . . .	214	Pac/Transfer . . . . .	251
SIPM - Introduction . . . . .	214	Introduction . . . . .	251
SIPM - Input / Processing / Results	214	Chronology of Processing . . . . .	252
SIPM - Description of Steps . . . . .	216	Update of Transfer Parameters . . . . .	253
SIPM - Execution JCL . . . . .	216	TRUP - Introduction . . . . .	253
Extraction of the Development Database		TRUP - User Input . . . . .	255
Data . . . . .	218	TRUP - Description of Steps . . . . .	259
EXPM - Introduction . . . . .	218	TRUP - Execution JCL . . . . .	261
EXPM - Input / Processing / Results	218	Print of Transfer Parameters . . . . .	264
EXPM - Description of Steps . . . . .	219	TRED - Introduction . . . . .	264
EXPM - Execution JCL . . . . .	221	TRED - User Input . . . . .	264
Comparison with Extracted Files . . . . .	223	TRED - Description of Steps . . . . .	265
CPPM - Introduction . . . . .	223	TRED - Execution JCL . . . . .	266
CPPM - Input / Processing / Results	224	Compression of Archived Journal . . . . .	269
CPPM - User File . . . . .	224	TRJC - Introduction . . . . .	269
CPPM - Description of Steps . . . . .	226	TRJC - User Input . . . . .	270
CPPM - Execution JCL . . . . .	227	TRJC - Description of Steps . . . . .	270
Integrity Control of Environments/ Elements . . . . .	229	TRJC - Execution JCL . . . . .	272
CHPM - Introduction . . . . .	229	Creation of the Transfer File . . . . .	275
CHPM - Input / Processing / Results	229	TRPF - Introduction . . . . .	275
CHPM - Description of Steps . . . . .	229	TRPF - User Input . . . . .	276
CHPM - Execution JCL . . . . .	230	TRPF - Description of Steps . . . . .	276
Update transactions generation from QJ	232	TRPF - Execution JCL . . . . .	279
UBPM - Introduction . . . . .	232	Preparing DSMS Environment . . . . .	282
UBPM - Input / Processing / Results	232	TRDU - Introduction . . . . .	282
UBPM - Description of Steps . . . . .	233	TRDU - User Input . . . . .	283
UBPM - Execution JCL . . . . .	235	TRDU - Description of Steps . . . . .	284
Transactions Archiving . . . . .	238	TRDU - Execution JCL . . . . .	288
ARPM - Introduction . . . . .	238	DSMS Update Before Database Update	292
ARPM - Input / Processing / Results	239	TRRP - Generation of Transfer	
ARPM - Description of Steps . . . . .	239	Transactions . . . . .	293
ARPM - Execution JCL . . . . .	241	TRRP - Introduction . . . . .	293
Purge . . . . .	244	TRRP - User Input . . . . .	295
PUPM - Introduction . . . . .	244	TRRP - Description of Steps . . . . .	296
PUPM - Input / Processing / Results	245	TRRP - Execution JCL . . . . .	298
PUPM - Description of Steps . . . . .	245	Update of the Development Database . . . . .	302
PUPM - Execution JCL . . . . .	248	Reinitialization of DSMS Environment	302





---

## Notices

References in this publication to IBM products, programs, or services do not imply that IBM intends to make these available in all countries in which IBM operates. Any reference to an IBM product, program, or service is not intended to state or imply that only that IBM product, program, or service may be used. Subject to IBM's valid intellectual property or other legally protectable rights, any functionally equivalent product, program, or service may be used instead of the IBM product, program, or service. The evaluation and verification of operation in conjunction with other products, except those expressly designated by IBM, are the responsibility of the user.

IBM may have patents or pending patent applications covering subject matter in this document. The furnishing of this document does not give you any license to these patents. You can send license inquiries, in writing, to the IBM Director of Licensing, IBM Corporation, North Castle Drive, Armonk NY 10504-1785, U.S.A.

Licensees of this program who wish to have information about it for the purpose of enabling: (i) the exchange of information between independently created programs and other programs (including this one) and (ii) the mutual use of the information which has been exchanged, should contact IBM Paris Laboratory, SMC Department, 1 place J.B.Clément, 93881 Noisy-Le-Grand Cedex. Such information may be available, subject to appropriate terms and conditions, including in some cases, payment of a fee.

IBM may change this publication, the product described herein, or both.



---

## Trademarks

IBM is a trademark of International Business Machines Corporation, Inc. AIX, AS/400, CICS, CICS/MVS, CICS/VSE, COBOL/2, DB2, IMS, MQSeries, OS/2, PACBASE, RACF, RS/6000, SQL/DS, TeamConnection, and VisualAge are trademarks of International Business Machines Corporation, Inc. in the United States and/or other countries.

Java and all Java-based trademarks and logos are trademarks of Sun Microsystems, Inc. in the United States and/or other countries.

Microsoft, Windows, Windows NT, and the Windows logo are trademarks of Microsoft Corporation in the United States and/or other countries.

UNIX is a registered trademark in the United States and/or other countries licensed exclusively through X/Open Company Limited.

All other company, product, and service names may be trademarks of their respective owners.



---

# Chapter 1. Overview

---

## Presentation of the Manual

This manual contains the descriptions of all the batch procedures used by a VisualAge Pacbase Database Administrator.

These procedures are related mainly to the following domains:

- Management of the Administration Database,
- Administration of the Development Databases,
- Manager's utilities,
- Analysis of activity and quality control,
- Management of versions.

A number of administration actions are carried out online in the Administrator workbench. These actions are documented in the 'AD workbench User's Guide', chapter 'Other Administration Actions'.

---

## Presentation of the Procedures

Batch processes are grouped into procedures. The objective of the following chapters is to present each of the procedures that are likely to be used, and to specify their execution conditions.

The following elements are included for each procedure:

- a general introduction including:
  - the Execution Conditions,
  - operations to be performed in case of Abnormal Executions.
- the description of the User Input, Processes and Results obtained, possibly including use recommendations.
- the Description of Steps.

To use a procedure on a given Database, the user must have the corresponding authorization.

Each user has:

- a general level of authorizations to the batch procedures,
- a specific authorization level per Database.

User authorizations are defined in the Administration Database.

---

## User Identification

Batch procedures which access the Databases require a user identification ('\*' -type) line at the beginning of user input to identify the user as well as the Library and session in which he/she wishes to work.

Some information entered on this line is the same as that entered on the Sign-on screen. It is thus possible to check if the user's commands are compatible with his/her authorizations.

Before running any batch procedure, the user must make sure he/she has the adequate authorization level.

Position	Length	Value	Meaning
2	1	'*'	Line code
3	8	uuuuuuuu	User code
11	8	pppppppp	Password
19	3	bbb	Library code
22	4	nnnn	Session number (space if current session)
26	1		Session type
		' '	Current session (if session number set to space)
		'T'	Test frozen session
27	1		With the UPDT procedure in case of multiple deletion:
		'N'	Print all transactions, including generated transactions (default option)
		'O'	Print transactions entered by the user and erroneous generated transactions
		'E'	Print erroneous transactions only
			The 2 following fields must be valued for all the extraction procedures which generate update transactions which will modify a Library/session under DSMS control (you can also indicate them on the UPDT '*' line,
40	3		Product code (3 character-code),
43	6		Change number (6 character-code, non-significant zeros must be entered),
			These two codes will appear in the Journal after the execution of UPDT

Position	Length	Value	Meaning
49	1		Transfer of Entity Lock:
		blank	Replacement of the user code which locks the entity with the user code of the '*' line
		'1'	New entities created from the extracted entities are not locked after the execution of UPDT
		'2'	The user code which locks the entity is kept
50	1		Transfer of the password on the extraction procedures, on the '*' line of output transactions
		blank	The password is not transferred into the output file,
		'1'	The password is transferred, (Note : for EXTR, the '*' line is transferred into the output file only if you have entered a 'C' in Column 1)
67	1	'N'	This value is systematically set by the extractors. It indicates that the extracted transactions come from a consistent environment and that updates are always performed with a warning in case of error during a control. Keeping the data consistency triggers, among other things, the inhibition of the lowercase/uppercase conversion and the acceptance of Data Elements formats greater than 999 characters.

---

## Access Authorization

An '\*' line with a user code and password is required by all procedures.

The Administrator manages the user access authorizations on batch procedures via the Administrator workbench.

---

## Abnormal Endings

Abends may occur during the execution of a batch program. Input-output errors on the system files or on the Database cause a forced abnormal end with a USER ABEND (code 12), accompanied by a message on the SYSOUT file.

When an abend occurs, the user must find the error message. This message is displayed in the following manner:

```

PROGR : pppppp   INPUT-OUTPUT ERROR : FILE ff   OP: oo
STATUS : ss
END OF RUN DUE TO PROVOKED ABEND

```

In most cases, examining the status and type of operation allows the user to find the cause of the abnormal execution.

The summary table below lists the most common values for the status and type of operation.

Code	Operation
W	WRITE
RW	REWRITE
RU	READ UPDATE
OP	OPEN
CL	CLOSE
D	DELETE
R	READ
P	START
RN	READ NEXT

Status	Message
21	Sequence error
22	Duplicate key
23	No record found
24	Boundary violation (KSDS-RRDS)
30	System error
34	Boundary violation (sequential)
92	Logic error (For example, the opening of an already opened file)
93	File still open under CICS
95	Invalid or Incomplete file information

If there is no message and if the type of ABEND is directly related to a problem in the VisualAge Pacbase system programs, contact the VisualAge Pacbase support at IBM. KEEP ALL LISTINGS that may be necessary to analyze the problem.



---

## Performances

### Use of the LSR batch system option

The use of LSR is generalized for the files of the Administration Database (GN GR GY GJ GU), the files of the Development Database (AN AR AY AJ), as well as for the OLSD-DBD (SG), Pacbench C/S (SS) and eBusiness (SN) skeletons.

If it is not possible to use the LSR option, delete the 'DD SUBSYS' line and copy its DDNAME on the DSNNAME line.

Example :

```
//ARLSR DD DSN=&INDUV..&BASE.AR,DISP=SHR
```

```
//PAC7AR DD SUBSYS=(&LSR,'DDNAME=ARLSR','BUFND=40')
```

is replaced by:

```
//PAC7AR DD DSN=&INDUV..&BASE.AR,DISP=SHR
```



---

## Chapter 2. Administration Database Management

---

### ARAD - Archiving

#### ARAD - Introduction

This procedure saves the Journal file as a sequential file, and re-initializes it both logically and physically.

Archived transactions do not override the transactions that were previously archived, but are added to them.

The archived transactions file may be purged. Purged transactions may then be saved in another file (PQ).

Previously archived transactions can be purged, if requested. (However, non-archived journal transactions cannot be purged.)

#### Execution conditions

On-line access must be closed.

#### Abnormal execution

If an abend occurs before the step that creates the Journal file, the procedure can be restarted as it is once the problem has been solved.

Otherwise, the procedure must be restarted after a modification of the user input in order to specify a re-initialization request without a backup of the Journal file, since it has already been saved.

#### Note

For the systems which use generation files (MVS...), the +1 version of the archived transaction file can be cataloged even if the procedure abended. In this case, the procedure must be executed again with the -1 version of the archived transaction file as input (not the 0 version).

#### ARAD - Input / Processing / Results

Batch procedure access authorization option: one '\*' line with user code and password.

This procedure includes specific optional input to:

- Deactivate the previously archived transactions that are considered obsolete.
- Indicate the absence of previously archived transactions in input.
- Indicate the unavailability of the Data file (AR) in input.
- Request only the re-initialization of the transaction file.

The structure of this input is as follows:

Position	Length	Value	Meaning
2	1	'S'	Line code
3	4	nnnn	Session number
7	8	ccyymmdd	OR date up to which the user requests deactivation
15	1	'I'	Absence of previously archived transactions
16	1	'D'	Data file unavailable
17	1	'J'	Re-initialization without backup, the transactions already archived are NOT retrieved in output.

The session number and the date are exclusive. They are ignored if the absence of input transactions is detected (refer to Section Recommendations).

The unavailability of the Data file is to be indicated only when this file has been physically deleted. (See Section Recommendations below.)

A request to re-initialize without archiving is necessary when the Journal file is physically deleted.

### Warning

In this case, the transactions which were already archived are not copied to the output archived transactions file. (If this input file is automatically catalogued by the operating system, the transactions already archived may be lost unless the file is uncatalogued).

If an error occurs on one of the options, a message is printed and the archive is generated using the default options.

### Recommendations

If there is no user input, this procedure can only be executed if the Database is in a consistent state, and if the archived transaction file is correctly formatted.

When the Database needs to be restored after an abend or a system failure, some information in the Specifications Dictionary is sometimes lost, thus preventing the execution of the backup and restoration procedures.

In this case, AND IN THIS CASE ONLY, columns 15 to 17 of the user input are to be used as follows:

- If the Data file is lost or has been flagged as 'inconsistent', a 'D' in column 16 means that the backup procedure will not take the Data file into account. However, the restoration procedure must be executed afterward, since under these conditions, the backup procedure leaves the Database in an inconsistent state.
- If the Journal file is lost or destroyed, a 'J' must be entered in column 17. As a result, the backup procedure formats an empty Journal file. The restoration procedure may then be executed (not compulsory). In this case, the content of the journal file is lost.
- If the archived transactions file is lost or destroyed, an 'I' must be entered in column 15. As a result, the archiving procedure reformats a new sequential backup file of (archived) transactions and the previous file is lost.

You are strongly advised against indicating these options in operation JCLs. It is recommended to duplicate them in a temporary JCL before the execution.

If one of these columns is accidentally set, and if the archiving procedure is executed while the Database is in a consistent state, the consequences are:

- 'I' in col. 15: Previously archived transactions are lost. All transactions can be recovered by concatenating (-1) and (0) files to obtain (+1) file.
- 'D' in col. 16: The archiving procedure must be re-executed BEFORE any update on the Database. If an update is performed, the Database will have to be restored completely. However the freeze transactions will be lost.
- 'J' in col. 17: The contents of the Journal file are definitely lost. The output Journal file, (+1 version in the case of generation data files), is created empty.

### Printed output

This procedure prints a report which states the number of archived transactions and, if applicable, the number of records that have been 'purged'.

### Results

Once this procedure is executed, a sequential file containing all archived transactions is obtained.

The Journal file which displays on-line transactions is re-initialized.

It is also possible to store on another file all transactions that have been purged.

Note

This procedure does not increment the session number.

**ARAD - Description of Steps**

Input recognition: PTU001

Check of VSAM files: IDCAMS

Archiving of journal file: PTU300

This step:

- writes obsolete transactions to be purged on to a special file, if the purge is requested in user input.
- positions a flag in the Data file indicating the journal archiving.
- updates the file of archived transactions.

Code	Physical name	Type	Label
PAC7AE	&INDSV..BVP AE	Input	Error messages
PACGGN	&INDSV..BVP GN	Input	Administration Database index
PACGGR	&INDSV..BVP GR	Input	Administration Database data
PACGGU	&INDSV..BVP GU	Input	Administration Database users
PAC7JP	&INDSN..BVPPK(0)	Input	Previously archived transactions
PAC7AJ	&INDSV..BVP GJ	Input	Journal to reinitialize from Administration Database
PAC7MB	&&ARADMB	Input	User transaction
PAC7BM	&&ARADBM	Output	User transaction
PAC7AR	&INDSV..BVP GR	Input/ Output	Development Database data
PAC7PJ	&INDSN..BVPPK(+1)	Output	Archived update transactions
PAC7PQ	DUMMY	Output	Deactivated transactions (length=170) : modify file name to save deactivated transactions
PAC7EU		Report	Output report

Code	Physical name	Type	Label
PAC7DD		Report	Batch procedures authorization option

Return code:

- 0: No error detected on the files.
- 4: Error in journal record (Date or session number not numeric).
- 8: No access authorization for batch procedure OR invalid Database (in this case, restart the procedure with 'D' in column 16 of the user input ).
- 12: Input-output error on a file.

Creation of the journal file: IDCAMS

This step executes a DELETE/DEFINE on the Journal file (GJ).

Code	Physical name	Type	Label
PAC7AJ	&INDSV..BVPGJ	Output	Administration Database Journal

Re-initialization of the journal file: PTU320

This step executes two types of operations:

- Creates a record in the Journal file,
- Repositions the flag of the data file.

Code	Physical name	Type	Label
PAC7BM	&&ARADBM	Input	User transaction
PAC7AR	&INDSV..BVGGR	Input/ Output	Administration Database data
PAC7AE	&INDSV..BVP AE	Input	Error messages
PAC7AJ	&INDSV..BVPGJ	Output	Journal file to re-initialize
PAC7EU		Report	Review of re-initialization

Return codes:

- 0: No error detected
- 8: the Database is invalid

If the archiving and backup procedures are grouped into one job, the PTU320 return code can be tested in order to condition the execution of the backup procedure.

## Cancellation of backup in case of inconsistency: IEFBR14

This step is executed if the return code of the archiving program (PTU300) is other than 0.

Code	Physical name	Type	Label
DDPK	&INDSN..BVPPK(+1)	Input	Updated archived transactions

### ARAD - Execution JCL

```

/* -----
/*      VISUALAGE PACBASE
/*
/* -----
/*      - ARCHIVAL OF THE JOURNAL -
/*      DATABASE ADMINISTRATOR
/* -----
/*
/* INPUT      : COMMAND FOR DEACTIVATION OF ARCHIVED
/*             TRANSACTION
/* COL 2      : "S"
/* COL 3 TO 6 : SESSION NUMBER
/* COL 7 TO 14 : DATE (CCYYMMDD)
/* COL 15     : " " PRESENCE OF ARCHIVED TRANSACTION FILE
/*            : "I" ABSENCE OF ARCHIVED TRANSACTION FILE
/* COL 16     : " " PRESENCE OF DATA FILE (AR)
/*            : "D" ABSENCE OF DATA FILE (AR)
/* COL 17     : " " ARCHIVAL AND REINITIALIZATION
/*            : "J" REINITIALIZATION WITHOUT ARCHIVAL
/*
/* IN THE ABSENCE OF INPUT (OR ERROR ON A COMMAND PARAM.)
/* NO DEACTIVATION WILL TAKE PLACE, HOWEVER ARCHIVAL AND
/* REINITIALIZATION WILL BE EXECUTED NORMALLY.
/*
/* TRANSACTIONS WHOSE SESSION (DATE) IS PRIOR OR EQUAL TO
/* THE SESSION (DATE) INDICATED ARE NOT KEPT. THEY ARE
/* RECOVERED IN THE FILE OF DEACTIVATED TRANSACTION.
/*
/* -----
//BVPARAD PROC INDSN='$INDSN',   INDEX OF SYSTEM NON VSAM FILES
//          INDSV='$INDSV',      INDEX OF SYSTEM VSAM FILES
//*:       VSAMCAT='$VCAT',      USER VSAM CATALOG
//*:       SYSTCAT='$SCAT',      SYSTEM VSAM CATALOG
//          STEPLIB='$HLQ..SBVPMBR8',  LIBRARY OF LOAD MODULES
//          DSCB='$DSCB',        DSCB MODEL FILE
//          OUT=$OUT,            OUTPUT CLASS
//          VOLS='SER=$VOLUN',    VOLUME OF ARCHIVED JOURNAL
//          UNITS=$UNITUN,       BACKUP UNIT (DISK OR CARTRIDGE)
//          UWK=$UWK,           WORK UNIT
//          SPAPK='(TRK,(100,10),RLSE)'  SPACE OF JOURNAL
//*****
//INPUT EXEC PGM=BVPTU001
/*-----
```



```

//STEPLIB DD DSN=&STEPLIB,DISP=SHR
// DD DSN=$BCOB,DISP=SHR
//CARTE DD DDNAME=SYSIN
//PAC7MB DD DSN=&&ARADB,DISP=(,PASS),
// UNIT=&UWK,SPACE=(TRK,(5,1),RLSE),
// DCB=(RECFM=FB,LRECL=80,BLKSIZE=6160)
//VERIFY EXEC PGM=IDCAMS
//*-----
//*:STEPCHAT DD DSN=&VSAMCAT,DISP=SHR
//*: DD DSN=&SYSTCAT,DISP=SHR
//SYSPRINT DD SYSOUT=&OUT
//PACGGJ DD DSN=&INDSV..BVPGJ,DISP=SHR
//PACGGR DD DSN=&INDSV..BVPGR,DISP=SHR
//SYSIN DD DSN=&INDSN..BVPSY(VERIFGJ),DISP=SHR
// DD DSN=&INDSN..BVPSY(VERIFGR),DISP=SHR
//PTU300 EXEC PGM=BVPTU300
//*-----
//*:STEPCHAT DD DSN=&VSAMCAT,DISP=SHR
//*: DD DSN=&SYSTCAT,DISP=SHR
//STEPLIB DD DSN=&STEPLIB,DISP=SHR
// DD DSN=$BCOB,DISP=SHR
//SYSOUT DD SYSOUT=&OUT
//PAC7MB DD DSN=&&ARADB,DISP=(OLD,DELETE)
//PAC7BM DD DSN=&&ARADB,DISP=(,PASS),
// UNIT=&UWK,SPACE=(TRK,(5,1),RLSE),
// DCB=(RECFM=FB,LRECL=80,BLKSIZE=6160)
//PAC7AE DD DSN=&INDSV..BVPAE,DISP=SHR
//PAC7AR DD DSN=&INDSV..BVPGR,DISP=SHR
//PAC7AJ DD DSN=&INDSV..BVPGJ,DISP=SHR
//PACGGN DD DSN=&INDSV..BVPGN,DISP=SHR
//PACGGR DD DSN=&INDSV..BVPGR,DISP=SHR
//PACGGU DD DSN=&INDSV..BVPGU,DISP=SHR
//PAC7JP DD DSN=&INDSN..BVPPK(0),DISP=OLD
//PAC7PJ DD DSN=&INDSN..BVPPK(+1),
// DISP=(,CATLG,DELETE),
// UNIT=&UNITS,
// VOL=&VOLS,
// SPACE=&SPAPK,
// DCB=(&DCB,RECFM=FB,LRECL=170,BLKSIZE=27880)
//PAC7PQ DD DUMMY,DCB=BLKSIZE=170
//PAC7EU DD SYSOUT=&OUT
//PAC7DD DD SYSOUT=&OUT
//SYSUDUMP DD SYSOUT=&OUT
//DELDEF EXEC PGM=IDCAMS,COND=(4,LT,PTU300)
//*-----
//*:STEPCHAT DD DSN=&VSAMCAT,DISP=SHR
//SYSPRINT DD SYSOUT=&OUT
//SYSIN DD DSN=&INDSN..BVPSY(DFBVPGJ),DISP=SHR
//PTU320 EXEC PGM=BVPTU320,COND=(4,LT,PTU300)
//*-----
//*:STEPCHAT DD DSN=&VSAMCAT,DISP=SHR
//*: DD DSN=&SYSTCAT,DISP=SHR
//STEPLIB DD DSN=&STEPLIB,DISP=SHR
// DD DSN=$BCOB,DISP=SHR
//SYSOUT DD SYSOUT=&OUT

```

```

//PAC7BM DD DSN=&&ARADB,DISP=(OLD,DELETE)
//PAC7AE DD DSN=&INDSV..BVPAE,DISP=SHR
//PAC7AR DD DSN=&INDSV..BVPGR,DISP=SHR
//PAC7AJ DD DSN=&INDSV..BVPGJ,DISP=SHR
//PAC7EU DD SYSOUT=&OUT
//SYSUDUMP DD SYSOUT=&OUT
//DELPK EXEC PGM=IEFBR14,COND=(8,GT,PTU300)
//*-----
//DDPK DD DSN=&INDSN..BVPPK(+1),DISP=(OLD,DELETE)

```

---

## PACG - Backup

### PACG - Introduction

The purpose of this procedure is to save the main files of the Administration Database as a 'PE' sequential file.

The following files are saved:

- the data file (GR),
- the index file (GN).
- the extension data file (GY).

This procedure is started executing the JCLSVAD jcl.

#### Execution conditions

On-line access must be prohibited.

#### Abnormal execution

Refer to subchapter 'Abnormal Endings', chapter 'Overview'.

The main reason for an abend is that on-line environment is still open to transactions.

The procedure can therefore be restarted once the on-line environment is closed.

#### Archiving and backup

If the backup procedure is preceded by a Journal archiving procedure (ARAD), its execution may be conditioned by the return code of the PTU320 program of the ARAD procedure:

- 0: No error detected
- 8: Database not available

#### Printed report

Once the procedure is executed, a report containing the number of records saved in each file and the session number is printed.

## PACG - Input / Processing / Results

Position	Length	Value	Meaning
2	1	'*	Line code
3	8	uuuuuuuu	User code
11	8	pppppppp	Password
29	4	'SAVE'	Function code

## PACG - Description of Steps

Input recognition: PTU001

Check of VSAM files: IDCAMS

Formatting of the sequential image: PTU520

Code	Physical name	Type	Label
PAC7AE	&INDSV..BVPAE	Input	Error messages
PACGGN	&INDSV..BVPGN	Input	Administration Database index
PACGGR	&INDSV..BVPGR	Input	Administration Database data
PACGGU	&INDSV..BVPGU	Input	Administration Database users
PAC7AR	&INDSV..BVPGR	Input	Administration Database data
PAC7AY	&INDSV..BVPGY	Input	Administration Database extension data
PAC7AN	&INDSV..BVPGN	Input	Administration Database index
PAC7MB	&&PACGMB	Input	Update transactions
PAC7PC	&INDSN..BVPPE(+1)	Output	Sequential image of the Administration Database
PAC7PD	DUMMY		Not used for Administration Database
PAC7PY	DUMMY		Not used for Administration Database
PAC7RP	&&PACSRP	Output	Sequential image of data (length=153) (should be able to contain all the data)
PAC7NA	&&PACSNA	Output	Sequential image of indexes (length=59) (should be able to contain all the indexes)

Code	Physical name	Type	Label
PAC7NB	&&PACSNB	Output	Image of non-sorted indexes (length=59)
PAC7RY	&&PACSR	Output	Sequential image of long data (length=1,019)
PAC7RQ	&&PACSRQ	Output	Intermediate storage (1 record, length=153)
PAC7ZK	DUMMY	Input / Output	Work file (length=1019)
PAC7EV		Report	User transactions list
PAC7EU		Report	Status of network before and after
PAC7EW		Report	Backup report
PAC7DD		Report	Abend output report

Return code:

- 8 : Inconsistency of the Database or no authorization for batch procedure

Processing of return code:

If the return code is greater than 2, the resulting backup is deleted by the next step in the procedure and a restoration must be performed using the last valid backup.

If there is no other backup to restore the Database, the user should first examine the problem with the support team of the product, then the inconsistent Database should be saved by the same procedure with the backup deletion step inactive. The resulting backup contains only data and can only be used after running the reorganization procedure.

Backup deletion in case of Database inconsistency: IEFBR14

This step is executed if the return code of one preceding program is greater than 2.

Code	Physical name	Type	Label
DDPE	&INDSN..BVPPE(+1)	Input	Sequential image of the Administration Database

## PACG - Execution JCL

```

/** -----
/**      VISUALAGE PACBASE
/**

```

```

//* -----
//*          - BACKUP OF THE ADMINISTRATION DATABASE -
//*
//* -----
//*
//BVPPACG  PROC INDSN='$INDSN',      INDEX OF SYSTEM NON VSAM FILES
//          INDSV='$INDSV',          INDEX OF SYSTEM VSAM FILES
//*:       VSAMCAT='$VCAT',          USER VSAM CATALOG
//*:       SYSTCAT='$SCAT',          PRODUCT SYSTEM VSAM CATALOG
//          STEPLIB='$HLQ..SBVPMBR8', LIBRARY OF LOAD-MODULES
//          LSR='BLSR',              LSR BATCH SYSTEM NAME
//          UWK='$UWK',              WORK UNIT
//          DSCB='$DSCB',           DSCB MODEL FILE
//          OUT='$OUT',             OUTPUT CLASS
//          VOLS='SER=$VOLUN',       DATABASE BACKUP VOLUME
//          UNITS=$UNITUN,          BACKUP UNIT (DISK OR CARTRIDGE)
//          SPAPE='(TRK,(100,10),RLSE)', SPACE DATABASE
//          SPAAN='(TRK,(700,20),RLSE)', SPACE TEMPORARY INDEX
//          SPAAR='(TRK,(700,20),RLSE)' SPACE TEMPORARY DATA
//*****
//INPUT EXEC PGM=BVPTU001
//*-----
//STEPLIB DD DSN=&STEPLIB,DISP=SHR
//          DD DSN=$BCOB,DISP=SHR
//CARTE DD DDNAME=SYSIN
//PAC7MB DD DSN=&&PACGMB,DISP=(,PASS),
//          UNIT=&UWK,SPACE=(TRK,(5,1),RLSE),
//          DCB=(RECFM=FB,LRECL=80,BLKSIZE=6160)
//VERIFY EXEC PGM=IDCAMS
//*-----
//*:STEPCAT DD DSN=&VSAMCAT,DISP=SHR
//*:       DD DSN=&SYSTCAT,DISP=SHR
//SYSPRINT DD SYSOUT=&OUT
//PACGGN DD DSN=&INDSV..BVPGN,DISP=SHR
//PACGGR DD DSN=&INDSV..BVPGR,DISP=SHR
//PACGGY DD DSN=&INDSV..BVPGY,DISP=SHR
//PACGGU DD DSN=&INDSV..BVPGU,DISP=SHR
//SYSIN DD DSN=&INDSN..BVPSY(VERIFGN),DISP=SHR
//          DD DSN=&INDSN..BVPSY(VERIFGR),DISP=SHR
//          DD DSN=&INDSN..BVPSY(VERIFGY),DISP=SHR
//          DD DSN=&INDSN..BVPSY(VERIFGU),DISP=SHR
//PTU520 EXEC PGM=BVPTU520
//*-----
//*:STEPCAT DD DSN=&SYSTCAT,DISP=SHR
//*:       DD DSN=&VSAMCAT,DISP=SHR
//STEPLIB DD DSN=&STEPLIB,DISP=SHR
//          DD DSN=$BCOB,DISP=SHR
//PAC7AE DD DSN=&INDSV..BVPAE,DISP=SHR
//PAC7AN DD DSN=&INDSV..BVPGN,DISP=SHR,
//          AMP=('BUFNI=1,BUFND=3')
//PAC7AR DD DSN=&INDSV..BVPGR,DISP=SHR,
//          AMP=('BUFND=3')
//PAC7AY DD DSN=&INDSV..BVPGY,DISP=SHR,
//          AMP=('BUFND=3')
//PAC7MB DD DSN=&&PACGMB,DISP=(OLD,PASS)

```

```

//GNLSR DD DSN=&INDSV..BVPGN,DISP=SHR
//PACGGN DD SUBSYS=(&LSR,'DDNAME=GNLSR','BUFND=10','BUFNI=10')
//GRLSR DD DSN=&INDSV..BVPGR,DISP=SHR
//PACGGR DD SUBSYS=(&LSR,'DDNAME=GRLSR','BUFND=10')
//GULSR DD DSN=&INDSV..BVPGU,DISP=SHR
//PACGGU DD SUBSYS=(&LSR,'DDNAME=GULSR','BUFND=10','BUFNI=10')
//PAC7PC DD DSN=&INDSN..BVPPE(+1),
// DISP=(,CATLG,DELETE),
// UNIT=&UNITS,
// VOL=&VOLS,
// SPACE=&SPAPE,
// DCB=(&DSCB,RECFM=VB,LRECL=1023,BLKSIZE=27998)
//PAC7PD DD DUMMY
//PAC7PY DD DUMMY
//PAC7NA DD DSN=&&PACSNA,DISP=(,PASS,DELETE),
// UNIT=&UWK,SPACE=&SPAAN,
// DCB=(RECFM=FB,LRECL=59,BLKSIZE=27966)
//PAC7NB DD DSN=&&PACSNB,DISP=(,PASS,DELETE),
// UNIT=&UWK,SPACE=&SPAAN,
// DCB=(RECFM=FB,LRECL=59,BLKSIZE=27966)
//PAC7RP DD DSN=&&PACSRP,DISP=(,PASS,DELETE),
// UNIT=&UWK,SPACE=&SPAAR,
// DCB=(RECFM=FB,LRECL=153,BLKSIZE=27846)
//PAC7RQ DD DSN=&&PACSRQ,DISP=(,PASS,DELETE),
// UNIT=&UWK,SPACE=(TRK,1,RLSE),
// DCB=(RECFM=FB,LRECL=153,BLKSIZE=153)
//PAC7RY DD DSN=&&PACSRY,DISP=(,PASS,DELETE),
// UNIT=&UWK,SPACE=&SPAPE,
// DCB=(RECFM=FB,LRECL=1019,BLKSIZE=27513)
//PAC7ZK DD DUMMY
//SYSOUT DD SYSOUT=&OUT
//PAC7EU DD SYSOUT=&OUT
//PAC7EW DD SYSOUT=&OUT
//PAC7DD DD SYSOUT=&OUT
//PAC7EV DD SYSOUT=&OUT
//SYSUDUMP DD SYSOUT=&OUT
//DELPE EXEC PGM=IEFBR14,COND=(2,GT,PTU520)
//*-----
//DDPE DD DSN=&INDSN..BVPPE(+1),DISP=(OLD,DELETE)

```

---

## ROAD - Reorganization

### ROAD - Introduction

The Database Reorganization procedure optimizes Database accesses by recognizing each deletion, and sorting the data again according to the most frequent access order.

It uses the Administration Database backup file and rebuilds a sequential image. This resulting image file must then be restored via the RSAD procedure.

To keep the data updated since the last backup, execute before the Administration Database backup procedure.

The operating principle of this procedure is to rebuild the indexes associated with the data, using the 'image' of this data. It makes the best of the system performance features since it sorts the data in the order of the most frequent access. This makes it possible to achieve a significant reduction of the number of indexes and data items.

This procedure may be used when part of the data was deleted because of a malfunction or system failure, and no other procedure can be used (in particular, deletion of the Index file).

The ROAD procedure should be executed only on an exceptional basis, because of the special conditions concerning its use.

#### Execution conditions

The Administration Database may remain open during the reorganization since the procedure operates on sequential images of the Database.

The updates performed after the constitution of the backup used upon the reorganization can be retrieved when the reorganized Database is being restored.

#### Abnormal execution

Refer to subchapter 'Abnormal Endings', chapter 'Overview'.

As specified in the recommendations below, it is advisable to keep all temporary files after each step.

If one of the steps abends, the procedure can be restarted at the step level, but not at the procedure level.

### **ROAD - Input / Processing / Results**

One '\*' line with user code and password.

Optional user input of the procedure, in which you indicate:

- the entities to be purged,
- the users to be purged.

Pos.	Len.	Value	Meaning
2	1	'E'	Physical purge of entities
3			Entity (required)

Pos.	Len.	Value	Meaning
	1	'Y'	Type
	2		Call type
6	30		Entity code to be purged (this code may be generic)

There must be one line per entity. The result can be viewed in the 'List of purged entities'.

To enter a generic code for the entity, complement it with as many '\*' characters as necessary to reach 30 characters. If this code contains 30 '\*', all the occurrences of the entity will be purged.

Pos.	Len.	Value	Meaning
2	1	'U'	Purge of users (9 users maximum per line)

When the system finds an input error, it generates an error message and the procedure is not executed.

#### Estimated file size

The maximum sizes used during this procedure are based on the sizes of the files in the Database before reorganization. The report printed by the preceding procedure provides all the relevant data:

- NI = number of index file records.
- ND = number of data file records MINUS number of gaps.
- NC = number of primary records on the data file.

These symbols are also detailed in the presentation of each of the files for this procedure.

#### Printed output

This procedure prints a report which lists the errors encountered during reorganization, and statistics on the contents of the Database.

It also prints reports with the statement 'Internal report'; their use is reserved for the product support team in case of problem.

#### Results



The output of this procedure is a reorganized sequential image of the Administration Database (where purges may have been performed). It does not contain gaps. Gaps will be added by the Database restoration procedure.

### Important recommendations

The Reorganization procedure presents a number of characteristics which the user should be aware of:

- The step that rebuilds the Index file uses a large amount of CPU time.
- If the Database contains a large amount of data, it is recommended to catalog the temporary files, or to use tape files to obtain the checkpoints in case of an abend in one of the steps.
- If files are transferred onto tape it is preferable to check on the initial blocking factors.
- The spaces allocated to the sorts should also be calculated with care.

## **ROAD - Description of Steps**

Input recognition: PTU001

Input check: PTU2CL

This step checks user input and sets a return code if errors have been detected.

Code	Physical name	Type	Label
PAC7AE	&INDSV..BVP AE	Input	Error labels
PACGGN	&INDSV..BVP GN	Input	Administration Database index
PACGGR	&INDSV..BVP GR	Input	Administration Database data
PACGGU	&INDSV..BVP GU	Input	Administration Database users
PAC7PC	&INDSN..BVP PE(0)	Input	Sequential image of the Administration Database
PAC7MB	&&ROADMB	Input	Input work file
PAC7BM	&&ROADBM	Output	Formatted records
PAC7PU	&&PU	Output	Entity purge transactions (length=44)
PAC7EE		Report	Validation report
PAC7DD		Report	Batch procedure authorization option
SORTWK01		Sort	
SORTWK02		Sort	
SORTWK03		Sort	

Return codes:

- 0: OK
- 4: Error on user input
- 8: No authorization for batch procedure  
&BASE.WY

#### Creation of long data file: IDCAMS

This step executes a DELETE/DEFINE of the work file which contains the long data BVPWK.

Code	Physical name	Type	Label
	&INDSV..BVPWK	Output	Work file

#### Creation of bulk data file: IDCAMS

This step executes a DELETE/DEFINE of the work file which contains the bulk data BVPWY.

Code	Physical name	Type	Label
	&INDSV..BVPWY	Output	Work file

#### Data retrieval: PTU200

This step selects 'data' type information in the initial sequential image and then formats the key of each record selected for the subsequent sort.

Code	Physical name	Type	Label
PAC7AE	&INDSV..BVPAE	Input	Error messages
PAC7BM	&&ROADBM	Input	User transactions
PAC7PC	&INDSN..BVPPE(0)	Input	Administration Database sequential image
PAC7PR	&&QS	Output	Formatted records (length=176 size = ND)
PAC7NX	&INDSV..BVPWK	Output	Long data
PAC7NY	&INDSV..BVPWY	Output	Bulk data
PAC7AU	&&AU	Output	PR image (length=153)
PAC7PY	DUMMY	Output	PY image (length=1,036)

Code	Physical name	Type	Label
PAC7EE		Report	Retrieval statistics output report

Data sort: SORT

Sorting criteria: SRTREO1 member of the SY PDS.

Code	Physical name	Type	Label
SORTIN	&&QS	Input	Formatted records
SORTOUT	&&SQ	Output	Sorted records (length=176)
SORTWK01		Sort	
SORTWK02		Sort	
SORTWK03		Sort	

Purge: PTU210

This step reformats the records.

Code	Physical name	Type	Label
PAC7AE	&INDSV..BVPAE	Input	Error messages
PAC7PR	&&SQ	Input	Sorted records
PAC7PU	&&PU	Input	Entity records to be purged
PAC7BM	&&ROADBM	Input	User transactions
PAC7QS	&&QS	Output	Purged records (length=176, size=ND)
PAC7UM	&&UM	Output	Macro-structure call lines (length=176)
PAC7EE		Report	Library and session purge report
PAC7EK		Report	Entity-purge report
PAC7EB		Report	Technical report
SORTWK01		Sort	
SORTWK02		Sort	
SORTWK03		Sort	

Return codes:

- 0: OK
- 8: Capacity overflow

The steps that follow are executed only if the return code for the purge step is zero.

#### Index rebuilding: PTU220

This step rebuilds indexes from the data.

Code	Physical name	Type	Label
PAC7AE	&INDSV..BVPAE	Input	Error messages file
PAC7BM	&&ROADBM	Input	User transactions
PAC7UR	&&QS	Input	Purged data
PAC7NX	&INDSV..BVPWK	Input	Long data
PAC7UM	&&UM	Input	Macro-structure call lines
PAC7PA	&&PA	Output	Work file
PAC7PB	&&PB	Output	Data (length=153 size=NC)
PAC7PC	&&PC	Output	First data record (length=153)
PAC7AN	&&AN	Output	Temporary index file (length=60 size=NI)
PAC7MR		Input/ Output	Macro-structure call lines
PAC7EE		Report	Report of index building

#### Sort of indexes: SORT

Sort criterion: SRTREO2 member of SY PDS.

Code	Physical name	Type	Label
SORTIN	&&AN	Input	Temporary index
SORTOUT	&&NA	Output	Sorted indexes
SORTWK01		Sort	
SORTWK02		Sort	
SORTWK03		Sort	

#### Extension data processing: PTU226

Code	Physical name	Type	Label
PAC7NY	&INDSV..BVPWY	Input	Bulk data
PAC7PA	&&PA	Input	Work file

Code	Physical name	Type	Label
PAC7PB	&&PB	Input	Data
PAC7PC	&&PC	Input	First data record
PAC7QA	&&QA	Output	Work file
PAC7QB	&&QB	Output	Data
PAC7QC	&&QC	Output	First data record (length=153)
PAC7QY	&&QY	Output	Long data (length=1018)

#### Merge: PTU240

This step rebuilds the final sequential image using the temporary files produced by the previous step.

Code	Physical name	Type	Label
PAC7AE	&INDSV..BVPAE	Input	Error messages
PAC7AN	&&NA	Input	Sorted index
PAC7AU	&&AU	Input	PR image
PAC7BM	&&ROADBM	Input	User transactions
PAC7PA	&&QA	Input	Work file
PAC7PB	&&QB	Input	Data
PAC7PC	&&QC	Input	First data record
PAC7PD	DUMMY		Not used for Administration Database
PAC7PY	DUMMY		Not used for Administration Database
PAC7QY	&&QY	Input	Extension data
PAC7CP	&INDSN..BVPPE(+1)	Output	Sequential image of the Administration Database
PAC7IE		Report	Building of the logical Database

#### Deletion of long data file: IDCAMS

This step executes a DELETE of the work file which contains the long data BVPWK.

#### Deletion of bulk data file: IDCAMS

This step executes a DELETE of the work file which contains the bulk data BVPWY.

## ROAD - Execution JCL

```

/** -----
/**      VISUALAGE PACBASE
/**
/** -----
/**      - REORGANIZATION OF THE DATABASE ADMINISTRATOR -
/**
/** -----
/**
/** THE ROAD PROCEDURE ADMINI. MAY BE USED IN TWO CASES:
/** . WHEN PART OF THE DATA WAS DELETED BECAUSE OF A MAL-
/** FUNCTION OR SYSTEM FAILURE, AND NO OTHER PROCEDURE CAN
/** BE USED (IN PARTICULAR, DELETION OF THE AN INDEX FILE)
/** . WHEN THE DATABASE IS TO BE PURGED OF ENTITIES NOT
/** USED IN THE DATABASE ;
/**
/** -----
/**
//BVPROAD PROC INDSN='$INDSN',      INDEX OF NON VSAM SYSTEM FILES
//      INDSV='$INDSV',            INDEX OF VSAM SYSTEM FILES
//*:      SYSTCAT='$SCAT',          SYSTEM VSAM CATALOG
//      STEPLIB='$HLQ..SBVPMBR8',  LIBRARY OF LOAD-MODULES
//      SORTLIB='$BIBT',           SORT LIBRARY
//      LSR='BLSR',                LSR BATCH SYSTEM NAME
//      DSCB='$DSCB',             DSCB MODEL FILE
//      OUT=$OUT,                 OUTPUT CLASS
//      VOLS='SER=$VOLUN',        ADMIN DATABASE BACKUP VOLUME
//      UNITS=$UNITUN,           BACKUP UNIT (DISK OR CARTRIDGE)
//      UWK=$UWK,                WORK FILES UNIT
//      SPAPE='(TRK,(100,10),RLSE)', ADMIN DATABASE BACKUP
//      CYL='(10,1)'             TEMPORARY SPACE
//*****
//INPUT EXEC PGM=BVPTU001
//*-----
//STEPLIB DD DSN=&STEPLIB,DISP=SHR
//      DD DSN=$BCOB,DISP=SHR
//CARTE DD DDNAME=SYSIN
//PAC7MB DD DSN=&&ROADMB,DISP=(,PASS),
//      UNIT=&UWK,SPACE=(TRK,(5,1),RLSE),
//      DCB=(RECFM=FB,LRECL=80,BLKSIZE=6160)
//PTU2CL EXEC PGM=BVPTU2CL
//*-----
//STEPLIB DD DSN=&STEPLIB,DISP=SHR
//      DD DSN=$BCOB,DISP=SHR
//*:STEPCAT DD DSN=&SYSTCAT,DISP=SHR
//SORTLIB DD DSN=&SORTLIB,DISP=SHR
//PAC7PC DD DSN=&INDSN..BVPPE(0),DISP=SHR
//PAC7EE DD SYSOUT=&OUT
//PAC7DD DD SYSOUT=&OUT
//PAC7MB DD DSN=&&ROADMB,DISP=(OLD,PASS)
//PAC7BM DD DSN=&&ROADBM,DISP=(NEW,PASS),
//      UNIT=&UWK,SPACE=(TRK,(1,1),RLSE),

```

```

//          DCB=(RECFM=FB,LRECL=80,BLKSIZE=6160)
//PAC7AE DD DSN=&INDSV..BVPAE,DISP=SHR
//PACGGN DD DSN=&INDSV..BVPGN,DISP=SHR
//PACGGR DD DSN=&INDSV..BVPGR,DISP=SHR
//PACGGU DD DSN=&INDSV..BVPGU,DISP=SHR
//PAC7PU DD DSN=&&PU,DISP=(NEW,PASS),UNIT=&UWK,
//          SPACE=(TRK,(5,1),RLSE),
//          DCB=(RECFM=FB,LRECL=50,BLKSIZE=4100)
//SYSPRINT DD SYSOUT=&OUT
//SORTWK01 DD UNIT=&UWK,SPACE=(CYL,2,,CONTIG)
//SORTWK02 DD UNIT=&UWK,SPACE=(CYL,2,,CONTIG)
//SORTWK03 DD UNIT=&UWK,SPACE=(CYL,2,,CONTIG)
//SYSOUT DD SYSOUT=&OUT
//SYSUDUMP DD SYSOUT=&OUT
//DEFINE EXEC PGM=IDCAMS,COND=(0,NE,PTU2CL)
//*-----
//*:STEPCAT DD DSN=&VSAMCAT,DISP=SHR
//SYSPRINT DD SYSOUT=&OUT
//SYSIN DD DSN=&INDSN..BVPSY(DFBVPWK),DISP=SHR
//DEFINE EXEC PGM=IDCAMS,COND=(0,NE,PTU2CL)
//*-----
//*:STEPCAT DD DSN=&VSAMCAT,DISP=SHR
//SYSPRINT DD SYSOUT=&OUT
//SYSIN DD DSN=&INDSN..BVPSY(DFBVPWY),DISP=SHR
//PTU200 EXEC PGM=BVPTU200,COND=(0,NE,PTU2CL)
//*-----
//STEPLIB DD DSN=&STEPLIB,DISP=SHR
//          DD DSN=$BCOB,DISP=SHR
//*:STEPCAT DD DSN=&SYSTCAT,DISP=SHR
//SYSOUT DD SYSOUT=&OUT
//PAC7BM DD DSN=&&ROADBM,DISP=(OLD,PASS)
//PAC7EE DD SYSOUT=&OUT
//PAC7NX DD DSN=&INDSV..BVPWK,DISP=SHR
//PAC7NY DD DSN=&INDSV..BVPWY,DISP=SHR
//PAC7PC DD DSN=&INDSN..BVPPE(0),DISP=SHR
//PAC7PY DD DUMMY
//PAC7AE DD DSN=&INDSV..BVPAE,DISP=SHR
//PAC7AU DD DSN=&&AU,DISP=(NEW,PASS),UNIT=&UWK,
//          SPACE=(CYL,(1,1),RLSE),
//          DCB=(RECFM=FB,LRECL=153,BLKSIZE=27846)
//PAC7PR DD DSN=&&QS,DISP=(NEW,PASS),UNIT=&UWK,
//          SPACE=(CYL,&CYL,RLSE),
//          DCB=(RECFM=FB,LRECL=176,BLKSIZE=27984)
//SYSUDUMP DD SYSOUT=&OUT
//SORTQS EXEC PGM=SORT,COND=((0,NE,PTU2CL),(0,NE,PTU200))
//*-----
//SORTLIB DD DSN=&SORTLIB,DISP=SHR
//SYSOUT DD SYSOUT=&OUT
//SYSPRINT DD SYSOUT=&OUT
//SORTWK01 DD UNIT=&UWK,SPACE=(CYL,&CYL,,CONTIG)
//SORTWK02 DD UNIT=&UWK,SPACE=(CYL,&CYL,,CONTIG)
//SORTWK03 DD UNIT=&UWK,SPACE=(CYL,&CYL,,CONTIG)
//SORTOUT DD DSN=&&SQ,DISP=(NEW,PASS),UNIT=&UWK,
//          SPACE=(CYL,&CYL,RLSE),
//          DCB=(RECFM=FB,LRECL=176,BLKSIZE=27984)

```

```

//SORTIN DD DSN=&&QS,DISP=(OLD,DELETE)
//SYSIN DD DSN=&INDSN..BVPSY(SRTRE01),DISP=SHR
//PTU210 EXEC PGM=BVPTU210,
// COND=((0,NE,PTU2CL),(0,NE,PTU200),(0,NE,SORTQS))
//*-----
//STEPLIB DD DSN=&STEPLIB,DISP=SHR
// DD DSN=$BCOB,DISP=SHR
//*:STEPCL DD DSN=&SYSTCAT,DISP=SHR
//PAC7PR DD DSN=&&SQ,DISP=(OLD,DELETE)
//PAC7PU DD DSN=&&PU,DISP=(OLD,DELETE)
//PAC7AE DD DSN=&INDSV..BVPAE,DISP=SHR
//PAC7UM DD DSN=&&UM,DISP=(NEW,PASS),UNIT=&UWK,
// SPACE=(CYL,&CYL,RLSE),
// DCB=(RECFM=FB,LRECL=176,BLKSIZE=27984)
//PAC7QS DD DSN=&&QS,DISP=(NEW,PASS),UNIT=&UWK,
// SPACE=(CYL,&CYL,RLSE),
// DCB=(RECFM=FB,LRECL=176,BLKSIZE=27984)
//PAC7EB DD SYSOUT=&OUT
//PAC7EE DD SYSOUT=&OUT
//PAC7EK DD SYSOUT=&OUT
//PAC7BM DD DSN=&&ROADBM,DISP=(OLD,PASS)
//SORTLIB DD DSN=&SORTLIB,DISP=SHR
//SORTWK01 DD UNIT=&UWK,SPACE=(CYL,&CYL,,CONTIG)
//SORTWK02 DD UNIT=&UWK,SPACE=(CYL,&CYL,,CONTIG)
//SORTWK03 DD UNIT=&UWK,SPACE=(CYL,&CYL,,CONTIG)
//SYSOUT DD SYSOUT=&OUT
//SYSOUX DD SYSOUT=&OUT
//SYSUDUMP DD SYSOUT=&OUT
//PTU220 EXEC PGM=BVPTU220,REGION=0K,
// COND=((0,NE,PTU2CL),(0,NE,PTU200),(0,NE,SORTQS),(0,NE,PTU210))
//*-----
//STEPLIB DD DSN=&STEPLIB,DISP=SHR
// DD DSN=$BCOB,DISP=SHR
//*:STEPCL DD DSN=&SYSTCAT,DISP=SHR
//SYSOUT DD SYSOUT=&OUT
//PAC7EE DD SYSOUT=&OUT
//PAC7BM DD DSN=&&ROADBM,DISP=(OLD,PASS)
//PAC7MR DD UNIT=&UWK,SPACE=(CYL,&CYL,RLSE),
// DCB=(RECFM=FB,LRECL=144,BLKSIZE=6336)
//PAC7AE DD DSN=&INDSV..BVPAE,DISP=SHR
//PAC7UM DD DSN=&&UM,DISP=(OLD,DELETE)
//PAC7UR DD DSN=&&QS,DISP=(OLD,DELETE)
//PAC7AN DD DSN=&&AN,DISP=(NEW,PASS),UNIT=&UWK,
// SPACE=(CYL,&CYL,RLSE),
// DCB=(RECFM=FB,LRECL=60,BLKSIZE=27960)
//PAC7PA DD DSN=&&PA,DISP=(NEW,PASS),UNIT=&UWK,
// SPACE=(CYL,&CYL,RLSE),
// DCB=(RECFM=FB,LRECL=153,BLKSIZE=27846)
//PAC7PB DD DSN=&&PB,DISP=(NEW,PASS),UNIT=&UWK,
// SPACE=(CYL,&CYL,RLSE),
// DCB=(RECFM=FB,LRECL=153,BLKSIZE=27846)
//PAC7PC DD DSN=&&PC,DISP=(NEW,PASS),UNIT=&UWK,
// SPACE=(TRK,1,RLSE),
// DCB=(RECFM=FB,LRECL=153,BLKSIZE=153)
//NXLSR DD DSN=&INDSV..BVPWK,DISP=SHR

```



```

//PAC7NX DD SUBSYS=(&LSR,'DDNAME=NXLISR')
//SYSUDUMP DD SYSOUT=&OUT
//SORTAN EXEC PGM=SORT,COND=((0,NE,PTU2CL),(0,NE,PTU200),
// (0,NE, SORTQS),(0,NE,PTU210),(0,NE,PTU220))
//*-----
//SORTLIB DD DSN=&SORTLIB,DISP=SHR
//SYSOUT DD SYSOUT=&OUT
//SYSPRINT DD SYSOUT=&OUT
//SORTWK01 DD UNIT=&UWK,SPACE=(CYL,&CYL,,CONTIG)
//SORTWK02 DD UNIT=&UWK,SPACE=(CYL,&CYL,,CONTIG)
//SORTWK03 DD UNIT=&UWK,SPACE=(CYL,&CYL,,CONTIG)
//SORTIN DD DSN=&&AN,DISP=(OLD,DELETE)
//SORTOUT DD DSN=&&NA,DISP=(NEW,PASS),UNIT=&UWK,
// SPACE=(CYL,&CYL,RLSE),
// DCB=(RECFM=FB,LRECL=60,BLKSIZE=27960)
//SYSIN DD DSN=&INDSN..BVPSY(SRTRE02),DISP=SHR
//PTU226 EXEC PGM=BVPTU226,COND=((0,NE,PTU2CL),(0,NE,PTU200),
// (0,NE, SORTQS),(0,NE,PTU210),(0,NE,PTU220),(0,NE, SORTAN))
//*-----
//STEPLIB DD DSN=&STEPLIB,DISP=SHR
// DD DSN=$BCOB,DISP=SHR
//*:STEPCHAT DD DSN=&SYSTCAT,DISP=SHR
//SYSOUT DD SYSOUT=&OUT
//NYLSR DD DSN=&INDSV..BVPWY,DISP=SHR
//PAC7NY DD SUBSYS=(&LSR,'DDNAME=NYLSR')
//PAC7PA DD DSN=&&PA,DISP=(OLD,DELETE)
//PAC7PB DD DSN=&&PB,DISP=(OLD,DELETE)
//PAC7PC DD DSN=&&PC,DISP=(OLD,DELETE)
//PAC7QA DD DSN=&&QA,DISP=(NEW,PASS),UNIT=&UWK,
// SPACE=(CYL,&CYL,RLSE),
// DCB=(RECFM=FB,LRECL=153,BLKSIZE=27846)
//PAC7QB DD DSN=&&QB,DISP=(NEW,PASS),UNIT=&UWK,
// SPACE=(CYL,&CYL,RLSE),
// DCB=(RECFM=FB,LRECL=153,BLKSIZE=27846)
//PAC7QC DD DSN=&&QC,DISP=(NEW,PASS),UNIT=&UWK,
// SPACE=(TRK,1,RLSE),
// DCB=(RECFM=FB,LRECL=153,BLKSIZE=153)
//PAC7QY DD DSN=&&QY,DISP=(NEW,PASS),UNIT=&UWK,
// SPACE=(CYL,&CYL,RLSE),
// DCB=(RECFM=FB,LRECL=1018,BLKSIZE=27486)
//SYSUDUMP DD SYSOUT=&OUT
//PTU240 EXEC PGM=BVPTU240,COND=((0,NE,PTU2CL),(0,NE,PTU200),
// (0,NE, SORTQS),(0,NE,PTU210),(0,NE,PTU220),(0,NE, SORTAN))
//*-----
//STEPLIB DD DSN=&STEPLIB,DISP=SHR
// DD DSN=$BCOB,DISP=SHR
//*:STEPCHAT DD DSN=&SYSTCAT,DISP=SHR
//SYSOUT DD SYSOUT=&OUT
//PAC7IE DD SYSOUT=&OUT
//PAC7BM DD DSN=&&ROADBM,DISP=(OLD,DELETE)
//PAC7AE DD DSN=&INDSV..BVPAE,DISP=SHR
//PAC7AU DD DSN=&&AU,DISP=(OLD,DELETE)
//PAC7AN DD DSN=&&NA,DISP=(OLD,DELETE)
//PAC7PA DD DSN=&&QA,DISP=(OLD,DELETE)
//PAC7PB DD DSN=&&QB,DISP=(OLD,DELETE)

```

```

//PAC7PC DD DSN=&&QC,DISP=(OLD,DELETE)
//PAC7QY DD DSN=&&QY,DISP=(OLD,DELETE)
//PAC7CP DD DSN=&INDSN..BVPPE(+1),
//          DISP=(,CATLG,DELETE),
//          UNIT=&UNITS,
//          VOL=&VOLS,
//          SPACE=&SPAPE,
//          DCB=(&DSCB,RECFM=VB,LRECL=1023,BLKSIZE=27998)
//PAC7PD DD DUMMY
//PAC7PY DD DUMMY
//SYSUDUMP DD SYSOUT=&OUT
//DELETE EXEC PGM=IDCAMS
//*-----
//*:STEPCHAT DD DSN=&VSAMCAT,DISP=SHR
//SYSPRINT DD SYSOUT=&OUT
//SYSIN DD DSN=&INDSN..BVPSY(DLBVPWK),DISP=SHR
//DELETE EXEC PGM=IDCAMS
//*-----
//*:STEPCHAT DD DSN=&VSAMCAT,DISP=SHR
//SYSPRINT DD SYSOUT=&OUT
//SYSIN DD DSN=&INDSN..BVPSY(DLBVPWY),DISP=SHR

```

---

## RSAD - Restoration

### RSAD - Introduction

The purpose of this procedure is to rebuild the Administration Database by using the sequential image resulting from the execution of the backup procedure (PACG).

It is also used to retrieve archived transactions via the resulting sequential image and to modify the number of 'gaps' of the Database.

To keep users and profiles updated since the last backup, execute before the Administration Database backup procedure.

#### Execution conditions

The Administration Database must be closed to on-line use.

As the procedure rebuilds the Database, it may be interesting first to change the size of the Database files according to their expected evolution.

These changes must be done in the system parameters library.

The procedure re-initializes the transactions Journal physically and logically. It is therefore required to execute first the ARAD procedure to backup the Journal.

#### Abnormal execution

Refer to subchapter 'Abnormal Endings' in chapter 'Overview'.

Whatever the reason of the abnormal ending, the procedure can be restarted once the problem solved.

### RSAD - Input / Processing / Results

A '\*' line with user code and password.

The structure of the specific input is described in the chart below.

Position	Length	Value	Meaning
2	1	'Y'	Line code
3	5	nnnnn	Number of gaps as absolute value
8	2	pp	OR number of gaps as % (1)
10	2		Language code (EN or FR)
12	1	'0'	No inhibition of the Journal
		'1'	Journal inhibition (no journalization of updated transactions)
		' '	Retrieval of the last value
14	3	'REC'	If retrieval of archived transactions

(1) The user can insert 'gaps' into the Database (empty records to be used to create new data in the Database).

**Notes:** Where there is no input, the Database characteristics remain unchanged.

Any field left blank will be filled in with the current options.

The number of gaps entered is the minimum number for the Database. If the Database already contains more gaps than the number requested in input, this transaction will have no effect on the Database. If the number of gaps in the Database is smaller, the number of 'gaps' allowed will be increased.

A number of gaps equal to NULL does not prevent the update of the Database, but reduces its performance.

If the Journal is inhibited (parameter set to '1'), update transactions are not backed-up in the Journal file. In this case, it is impossible to restore the Database using the recovery of archived transactions ('REC' parameter on user input). It is therefore highly recommended to set this parameter to '0' (which is the default value) so as to avoid restoration problems.

In case of error, invalid parameters are ignored, and the system ensures restoration using the parameter values stored in the sequential image of the Database.

### Printed report

This procedure prints a report listing the requested options, associated errors, the number of records restored in the Database for each file, the number of gaps, and the options stored in the new Database.

### Results

Once the procedure has been executed, the Database is ready to be used in batch or on-line mode.

If the resulting Database contains no gaps, it is still possible to perform an update. To do this, the system uses the features of the access method in use, which may have a slightly negative effect on system performance.

Therefore, it is highly advisable to secure a sufficient number of gaps in the Database in order to optimize system performance, thus avoiding sometimes costly updates when using access methods for space management.

**Note:** Once this procedure is executed, the current session number is that of the sequential image, or of the most recent transaction if the retrieval of archived transactions has been run.

## **RSAD - Description of Steps**

### Note

Upon installation, the &ARADJRNL parameter is set to NULLFILE by default. For a standard operation of the Database, this parameter must include the archived-transaction journal DSNAME, in the following format:  
ARADJRNL='\$INDSN..BVPPK(0)'

To allow for the retrieval of archived transactions, enter REC in the procedure's parameter line.

### User input recognition: PTU010

Code	Physical name	Type	Label
CARTE		Input	User parameters
PAC7AE	&INDSV..BVP AE	Input	Error messages
PACGGN	&INDSV..BVP GN	Input	Administration Database index
PACGGR	&INDSV..BVP GR	Input	Administration Database data

Code	Physical name	Type	Label
PACGGU	&INDSV..BVPGU	Input	Administration Database users
PAC7PC	&INDSN..&BVPPE(0)	Input	Sequential image of the Administration Database
PAC7PD	DUMMY	Sortie	Not used for Administration Database
PAC7PY	DUMMY	Sortie	Not used for Administration Database
PAC7MB	&&RSADMB	Output	Parameter
PAC7DD		Report	Batch procedure authorization option

Return code:

- 8: No authorization on batch procedures

Check of journal existence: IDCAMS

LISTCAT on the Journal file (GJ).

Return code:

- 0 : The Journal file exists
- OTHER: The Journal file does not exist

Validation of journal contents: PTU380

This step is executed if the Journal file exists.

Code	Physical name	Type	Label
PAC7MB	&&RSADMB	Input	User transactions
PAC7AE	&INDSV..BVPAE	Input	Error messages file
PAC7AJ	&INDSV..BVPGJ	Input	Journal file
PAC7EU		Report	(only if the Journal was not archived)

Return code:

- 0 : The Journal file was archived
- 8 : The Journal file was not archived (none of the RSAD steps was executed).

Definition of files: IDCAMS

This step is executed only if the Journal file has been archived. It executes a DELETE/DEFINE on the files of the Database.

Code	Physical name	Type	Label
	&INDSV..BVPGR	Output	Administration Database data
	&INDSV..BVPGN	Output	Administration Database index
	&INDSV..BVPGJ	Output	Administration Database Journal
	&INDSV..BVPGY	Output	Administration Database extension

#### Restoration of the Database: PTU400

This step is executed only if the Journal file has been archived.

Code	Physical name	Type	Label
PAC7AE	&INDSV..BVPAE	Input	Error labels
PAC7MB	&&RSADMB	Input	User transactions
PAC7PC	&INDSN..BVPPE(0)	Input	Sequential image of the Administration Database
PAC7PD	DUMMY		Not used for Administration Database
PAC7PY	DUMMY		Not used for Administration Database
PAC7AR	&INDSV..BVPGR	Output	Administration Database data
PAC7AY	&INDSV..BVPGY	Output	Administration Database extension data
PAC7AN	&INDSV..BVPGN	Output	Administration Database index
PAC7AJ	&INDSV..BVPGJ	Output	Administration Database Journal
PAC7PS	&&PAC7PS	Output	Work file (2 records, length=144)
PAC7EU		Report	Restoration report
PAC7DD		Report	Batch procedure authorization option

#### Database availability - Transactions retrieval: PTU420

This step is executed if the Journal file has been archived. It updates the first record of the Data file.

Warning: this step is REQUIRED to obtain a consistent Database.

Code	Physical name	Type	Label
PAC7AE	&INDSV..BVP AE	Input	Error messages
PAC7MB	&&RSADMB	Input	User transactions
PAC7AR	&INDSV..BVPGR	Input/ Output	Administration Database data
PAC7JO	&ARADJRNL	Input	Journal to apply
PAC7PS	&&PAC7PS	Input	Work file
PAC7OJ	&&PAC7OJ	Output	Update transactions (length=170)
PAC7EU		Report	Retrieval report

Return codes:

- 0: There are transactions to be retrieved
- 4: No transaction to be retrieved  
OR erroneous user input.

In case of abnormal ending, the Database cannot be updated.

Update of the Administration Database: PACA15

Code	Physical name	Type	Label
PAC7AR	&INDSV..BVPGR	Output	Administration Database data
PAC7AN	&INDSV..BVPGN	Output	Administration Database index
PAC7AY	&INDSV..BVPGY	Output	Administration Database extension
PAC7AJ	DUMMY		
PAC7AE	&INDSV..BVP AE	Input	Error messages
PACGGN	&INDSV..BVPGN	Input	Administration Database index
PACGGR	&INDSV..BVPGR	Input	Administration Database data
PACGGY	&INDSV..BVPGY	Input	Administration Database Extension
PACGGU	&INDSV..BVPGU	Input	Administration Database users
PAC7DC	DUMMY		
PAC7ME	DUMMY		
PAC7MV	&&PAC7OJ	Input	Update transactions
PAC7RB	DUMMY		
PAC7RY	DUMMY		
PAC7IE		Report	Update report (length=132)

Code	Physical name	Type	Label
PAC7IF		Report	Erroneous transactions list (length=132)

The list of a user's transactions is preceded by a banner specifying the user's code.

Return codes :

- 0: OK, no error
- 2: warning
- 4: error

### RSAD - Execution JCL

```

/** -----
/**      VISUALAGE PACBASE
/**
/** -----
/**          - RELOADING RESTORATION OF THE DATABASE -
/**
/** -----
/**
/** INPUT
/** COL 2      : "Y"
/** COL 3-7    : NUMBER OF GAPS IN ABSOLUTE VALUE
/** COL 8-9    : NUMBER OF GAPS IN PERCENTAGE ( / BASE )
/** COL 10-11  : INITIAL LANGUAGE CODE (FR, EN)
/** COL 12     : "1" INHIBITION OF TRANSACTION LOG
/** COL 14-16  : "REC" FOR RECOVERY OF ARCHIVED TRANSACTIONS
/** COL 26-29  : CKECKPOINT FREQUENCY
/**           : "D" : DISPATCH (3 FILES)
/**
/** IN THE ABSENCE OF INPUT, THE RELOAD DOES NOT MODIFY THE
/** NUMBER OF EXISTING GAPS, AND OTHER DATA IS UNCHANGED.
/**
/** IF THE JOURNAL FILE OF TRANSACTIONS ON DISK (GJ) IS NOT
/** REINITIALIZED, THE RESTORE CHAIN IS NOT EXECUTED.
/** IT IS THEREFORE NECESSARY TO EXECUTE THE ARCH PROCEDURE
/** FIRST.
/** -----
//BVPRSAD  PROC INDSV='$INDSV',          INDEX OF SYSTEM VSAM FILES
//          INDSN='$INDSN',            INDEX OF SYSTEM NON VSAM FILES
/**:      VSAMCAT='$VCAT',              USER VSAM CATALOG
/**:      SYSTCAT='$SCAT',              PRODUCT SYSTEM VSAM CATALOG
//          STEPLIB='$HLQ..SBVPMBR8',   LIBRARY OF LOAD-MODULES
//          LSR='BLSR',                 LSR BATCH SYSTEM NAME
//          OUT=$OUT,                   OUTPUT CLASS
//          ARADJRNL=NULLFILE,          DSN OF JOURNAL TO APPLY
//          UWK=$UWK,                   WORK UNIT
//          SPAGJ='(TRK,(10,5))'        EXTRACTED JOURNAL SPACE
/** *****

```



```

//INPUT EXEC PGM=BVPTU010
//*-----
//STEPLIB DD DSN=&STEPLIB,DISP=SHR
// DD DSN=$BCOB,DISP=SHR
//*:STEPCAT DD DSN=&SYSTCAT,DISP=SHR
//SYSOUT DD SYSOUT=&OUT
//CARTE DD DDNAME=SYSIN
//PAC7AE DD DSN=&INDSV..BVPAE,DISP=SHR
//GNLSR DD DSN=&INDSV..BVPGN,DISP=SHR
//PACGGN DD SUBSYS=(&LSR,'DDNAME=GNLSR','BUFND=10','BUFNI=10')
//GRLSR DD DSN=&INDSV..BVPGR,DISP=SHR
//PACGGR DD SUBSYS=(&LSR,'DDNAME=GRLSR','BUFND=10')
//GULSR DD DSN=&INDSV..BVPGU,DISP=SHR
//PACGGU DD SUBSYS=(&LSR,'DDNAME=GULSR','BUFND=10','BUFNI=10')
//PAC7DD DD SYSOUT=&OUT
//PAC7MB DD DSN=&&RSADMB,DISP=(,PASS),
// UNIT=&UWK,SPACE=(TRK,(1,1),RLSE),
// DCB=(RECFM=FB,LRECL=80,BLKSIZE=3440)
//PAC7PC DD DSN=&INDSN..BVPPE(0),DISP=OLD
//PAC7PD DD DUMMY
//PAC7PY DD DUMMY
//EXISAJ EXEC PGM=IDCAMS,COND=(0,NE,INPUT)
//*-----
//*:STEPCAT DD DSN=&SYSTCAT,DISP=SHR
//*: DD DSN=&VSAMCAT,DISP=SHR
//SYSPRINT DD SYSOUT=&OUT
//SYSIN DD DSN=&INDSN..BVPSY(LIBVPGJ),DISP=SHR
//PTU380 EXEC PGM=BVPTU380,COND=((0,NE,INPUT),(0,NE,EXISAJ))
//*-----
//*:STEPCAT DD DSN=&VSAMCAT,DISP=SHR
//*: DD DSN=&SYSTCAT,DISP=SHR
//STEPLIB DD DSN=&STEPLIB,DISP=SHR
// DD DSN=$BCOB,DISP=SHR
//SYSOUT DD SYSOUT=&OUT
//PAC7MB DD DSN=&&RSADMB,DISP=(OLD,PASS)
//PAC7AE DD DSN=&INDSV..BVPAE,DISP=SHR
//PAC7AJ DD DSN=&INDSV..BVPGJ,DISP=SHR
//PAC7EU DD SYSOUT=&OUT
//DEFINE EXEC PGM=IDCAMS,COND=((0,NE,INPUT),(0,NE,PTU380))
//*-----
//*:STEPCAT DD DSN=&VSAMCAT,DISP=SHR
//SYSPRINT DD SYSOUT=&OUT
//SYSIN DD DSN=&INDSN..BVPSY(DFBVPGN),DISP=SHR
// DD DSN=&INDSN..BVPSY(DFBVPGR),DISP=SHR
// DD DSN=&INDSN..BVPSY(DFBVPGJ),DISP=SHR
// DD DSN=&INDSN..BVPSY(DFBVPGY),DISP=SHR
//PTU400 EXEC PGM=BVPTU400,COND=((0,NE,INPUT),(0,NE,PTU380),
// (0,NE,DEFINE))
//*-----
//*:STEPCAT DD DSN=&SYSTCAT,DISP=SHR
//*: DD DSN=&VSAMCAT,DISP=SHR
//STEPLIB DD DSN=&STEPLIB,DISP=SHR
// DD DSN=$BCOB,DISP=SHR
//SYSOUT DD SYSOUT=&OUT
//PAC7AE DD DSN=&INDSV..BVPAE,DISP=SHR

```

```

//PAC7AJ DD DSN=&INDSV..BVPGJ,DISP=SHR
//PAC7AN DD DSN=&INDSV..BVPGN,DISP=SHR,
// AMP=('BUFNI=1,BUFND=4')
//PAC7AR DD DSN=&INDSV..BVPGR,DISP=SHR,
// AMP=('BUFND=4')
//PAC7AY DD DSN=&INDSV..BVPGY,DISP=SHR,
// AMP=('BUFND=4')
//PAC7EU DD SYSOUT=&OUT
//PAC7DD DD SYSOUT=&OUT
//PAC7MB DD DSN=&RSADMB,DISP=(OLD,PASS)
//PAC7PC DD DSN=&INDSN..BVPPE(0),DISP=OLD
//PAC7PD DD DUMMY
//PAC7PY DD DUMMY
//PAC7PS DD DSN=&&PAC7PS,DISP=(,PASS),UNIT=&UWK,SPACE=(TRK,1),
// DCB=(RECFM=FB,LRECL=144,BLKSIZE=144)
//SYSUDUMP DD SYSOUT=&OUT
//PTU420 EXEC PGM=BVPTU420,COND=((0,NE,INPUT),(0,NE,PTU380),
// (0,NE,DEFINE),(0,NE,PTU400))
//*-----
//*:STEPCHAT DD DSN=&VSAMCAT,DISP=SHR
//*: DD DSN=&SYSTCAT,DISP=SHR
//STEPLIB DD DSN=&STEPLIB,DISP=SHR
// DD DSN=$BCOB,DISP=SHR
//SYSOUT DD SYSOUT=&OUT
//PAC7MB DD DSN=&RSADMB,DISP=(OLD,DELETE)
//PAC7JO DD DSN=&ARADJRN,DISP=OLD
//PAC7AE DD DSN=&INDSV..BVPAE,DISP=SHR
//PAC7AR DD DSN=&INDSV..BVPGR,DISP=SHR
//PAC7OJ DD DSN=&&PAC7OJ,DISP=(,PASS),
// UNIT=&UWK,SPACE=&SPAGJ,
// DCB=(RECFM=FB,LRECL=170,BLKSIZE=27880)
//PAC7PS DD DSN=&&PAC7PS,DISP=(OLD,DELETE)
//PAC7EU DD SYSOUT=&OUT
//SYSUDUMP DD SYSOUT=&OUT
//PACA15 EXEC PGM=BVPACA15,COND=((0,NE,INPUT),(0,NE,PTU380),
// (0,NE,DEFINE),(0,NE,PTU400),(0,NE,PTU420))
//*-----
//*:STEPCHAT DD DSN=&SYSTCAT,DISP=SHR
//*: DD DSN=&VSAMCAT,DISP=SHR
//STEPLIB DD DSN=&STEPLIB,DISP=SHR
// DD DSN=$BCOB,DISP=SHR
//SYSOUT DD SYSOUT=&OUT
//PAC7AE DD DSN=&INDSV..BVPAE,DISP=SHR
//PAC7AJ DD DUMMY
//ANLSR DD DSN=&INDSV..BVPGN,DISP=SHR
//PAC7AN DD SUBSYS=(&LSR,'DDNAME=ANLSR','BUFND=10','BUFNI=10')
//ARLSR DD DSN=&INDSV..BVPGR,DISP=SHR
//PAC7AR DD SUBSYS=(&LSR,'DDNAME=ARLSR','BUFND=10')
//AYLSR DD DSN=&INDSV..BVPGY,DISP=SHR
//PAC7AY DD SUBSYS=(&LSR,'DDNAME=AYLSR','BUFND=10')
//GNLSR DD DSN=&INDSV..BVPGN,DISP=SHR
//PACGGN DD SUBSYS=(&LSR,'DDNAME=GNLSR','BUFND=10','BUFNI=10')
//GRLSR DD DSN=&INDSV..BVPGR,DISP=SHR
//PACGGR DD SUBSYS=(&LSR,'DDNAME=GRLSR','BUFND=10')
//GYLSR DD DSN=&INDSV..BVPGY,DISP=SHR

```

```

//PACGGY DD SUBSYS=(&LSR,'DDNAME=GYSR','BUFND=10')
//GYSR DD DSN=&INDSV..BVPGU,DISP=SHR
//PACGGU DD SUBSYS=(&LSR,'DDNAME=GYSR','BUFND=10','BUFNI=10')
//PAC7DC DD DUMMY
//PAC7IE DD SYSOUT=&OUT
//PAC7IF DD SYSOUT=&OUT
//PAC7ME DD DUMMY,DCB=BLKSIZE=353
//PAC7MV DD DSN=&&PAC70J,DISP=(OLD,DELETE)
//PAC7RB DD DUMMY,DCB=BLKSIZE=80
//PAC7RY DD DUMMY,DCB=BLKSIZE=310
//SYSUDUMP DD SYSOUT=&OUT

```

---

## PAGX - Extractions

### PAGX - Introduction

The extraction procedure allows to perform extractions from the Administration Database via a PAF extractor (selection criteria).

The extracted data are formatted as transactions and therefore can be used in input to the UPGP procedure.

#### Execution conditions

None since the Database is not directly updated by this procedure.

### PAGX - User Input

One user line.

Position	Length	Value	Meaning
2	1	'*'	Line code
3	8	uuuuuuuu	User code
11	8	pppppppp	Password
19	3	'***'	Extraction library code
29	4	'EXTR'	Extractor code
34	1	'1'	Formatting for UPGP (PAF)
50	1	' '	No transfer of password
		'1'	Password transfer

One or two command lines per entity to be extracted.

Position	Length	Value	Meaning
2	1	'W'	Line code
3	1	'1'	Line number

Position	Length	Value	Meaning
4	2	'EX'	
6	1	'C'	Library selection code:
7	3		Entity
		'YAB'	VAP Database
		'YAF'	Command line
		'YAR'	Pac/Transfer
		'YAT'	Parameter
		'YAU'	User
		'YAV'	VAP Profile
		'YD1'	Publishing's Document
		'YEN'	Endevor Type
10	30		Code of the Entity

### Printed output

The procedure produces a sorted list of extracted entities.

## **PAGX - Description of Steps**

Input recognition: PTU001

Check of VSAM files: IDCAMS

Initialization of the KSDS work file: IDCAMS

Extraction: PACX

This step extracts the transactions according to user input.

Code	Physical name	Type	Label
PAC7AE	&INDSV..BVP AE	Input	Error messages
PAC7AN	&INDSV..BVP GN	Input	Administration Database index
PAC7AR	&INDSV..BVP GR	Input	Administration Database data
PAC7AY	&INDUV..BVP GY	Input	Administration Database extension data
PACGGN	&INDSV..BVP GN	Input	Administration Database index

Code	Physical name	Type	Label
PACGGR	&INDSV..BVPGR	Input	Administration Database data
PACGGU	&INDSV..BVPGU	Input	Administration Database user file
PAC7PJ	&INDSN..BVPPK(0)	Input	Transactions selected in the Journal
PAC7MB	&&PAGXMB	Input	User input
PAC7BM	&&PACXBM	Input/Output	User input
PAC7MM	DUMMY		
SYSEXT	&INDUV..SYSEXT.&USER	Input/Output	Work file
PAC7MJ	DUMMY		
PAC7TE	DUMMY		
PAC7RE	DUMMY		
PAC7RM	DUMMY		
PAC7RQ	DUMMY	Output	Work file
PAC7WD	&&PACXWD	Input/Output	Extracted transactions
PAC7MV	DUMMY		
PAC7MR	DUMMY		
PAC7TD	DUMMY		
PAC7MX	DUMMY		
PAC7GY	&&GY	Output	Extracted transactions for UPGP
PAC7UE	DUMMY		
PAC7IA		Report	General program-stream printout
PAC7DD		Report	Printing of errors on input transactions
PAC7ED		Report	Extractions report
PAC7EE		Report	Extractions report
PAC7EG		Report	Extractions report
PAC7EM		Report	Extractions report
PAC7EP		Report	Extractions report
PAC7EQ		Report	Extractions report
PAC7ES	DUMMY		
PAC7EU		Report	Extractions report

Code	Physical name	Type	Label
PAC7EZ		Report	Extractions report
PAC7MA	DUMMY		
SORTWK01		Sort	
SORTWK02		Sort	
SORTWK03		Sort	

Return codes:

- 0: No error
- 4: Error on user input (detailed in PAC7EE) or on the extraction (detailed in PAC7EZ)
- 8: Error on '\*' line (detailed in PAC7DD)

Deletion of the KSDS work file: IDCAMS

## PAGX - Execution JCL

```

/* -----
/*      VISUALAGE PACBASE
/*
/* -----
/*      - EXTRACTIONS FROM DATABASE -
/* -----
/*
/* THE PAGX PROCEDURE ALLOWS TO PERFORM DATA EXTRACTIONS
/* FROM THE ADMINISTRATION DATABASE VIA PAF EXTRACTOR.
/*
/* -----
/*
//BVPPAGX  PROC INDSV='$INDSV',           INDEX OF SYSTEM VSAM FILES
//          INDSN='$INDSN',             INDEX OF SYSTEM NON-VSAM FILES
//          INDUV='$INDUV',             INDEX OF USER VSAM FILES
//*:       VSAMCAT='$VCAT',             USER VSAM CATALOG
//*:       SYSCAT='$SCAT',             SYSTEM VSAM CATALOG
//          STEPLIB='$HLQ..SBVPMBR8',   LIBRARY OF LOAD-MODULES
//          SORTLIB='$BIBT',           SORT LIBRARY
//          USER=,                     USER CODE
//          LSR='BLSR',                 LSR BATCH SYSTEM NAME
//          OUT=$OUT,                   UTILITIES AND ERRORS OUTPUT CLASS
//          OUTL=$OUT,                   OUTPUT CLASS OF REPORTS
//          UWK=$UWK,                   WORK UNIT
//          SPAMB='(TRK,(5,1),RLSE)',   REQUEST FILE SPACE
//          SPAGY='(TRK,(50,10),RLSE)',  UPDP FILE SPACE
//          SPATD='(TRK,(50,10),RLSE)'  CPSN FILE SPACE
//*****
//INPUT   EXEC PGM=BVPTU001
/*-----
//STEPLIB DD DSN=&STEPLIB,DISP=SHR
//          DD DSN=$BCOB,DISP=SHR

```

```

//CARTE DD DDNAME=SYSIN
//PAC7MB DD DSN=&&PAGXMB,DISP=(,PASS),
// UNIT=&UWK,SPACE=&SPAMB,
// DCB=(RECFM=FB,LRECL=80,BLKSIZE=6160)
//VERIFY EXEC PGM=IDCAMS
//*-----
//*:STEPCHAT DD DSN=&VSAMCAT,DISP=SHR
//*: DD DSN=&SYSTCAT,DISP=SHR
//SYSPRINT DD SYSOUT=&OUT
//PACGGN DD DSN=&INDSV..BVPGN,DISP=SHR
//PACGGR DD DSN=&INDSV..BVPGR,DISP=SHR
//PACGGY DD DSN=&INDSV..BVPGY,DISP=SHR
//PACGGU DD DSN=&INDSV..BVPGU,DISP=SHR
//SYSIN DD DSN=&INDSN..BVPSY(VERIFGN),DISP=SHR
// DD DSN=&INDSN..BVPSY(VERIFGR),DISP=SHR
// DD DSN=&INDSN..BVPSY(VERIFGY),DISP=SHR
// DD DSN=&INDSN..BVPSY(VERIFGU),DISP=SHR
//PRMSYS EXEC PGM=BVPRMSYS,PARM='&USER,&INDUV'
//*-----
//STEPLIB DD DSN=&STEPLIB,DISP=SHR
// DD DSN=$BCOB,DISP=SHR
//SYSOUT DD SYSOUT=&OUT
//PACRIN DD DSN=&INDSN..BVPSY(DFSYSEXT),DISP=SHR
//PACROU DD DSN=&&DFSYSEXT,DISP=(,PASS),SPACE=(TRK,1),
// UNIT=&UWK,
// DCB=(RECFM=FB,LRECL=80,BLKSIZE=800)
//DEFINE EXEC PGM=IDCAMS
//*-----
//*:STEPCHAT DD DSN=&VSAMCAT,DISP=SHR
//SYSPRINT DD SYSOUT=&OUT
//SYSIN DD DSN=&&DFSYSEXT,DISP=(OLD,DELETE)
//MAXKEY EXEC PGM=IDCAMS
//*-----
//*:STEPCHAT DD DSN=&VSAMCAT,DISP=SHR
//SYSPRINT DD SYSOUT=&OUT
//SYSPAF DD DSN=&INDUV..SYSEXT.&USER,DISP=SHR
//MAXKEY DD DSN=&INDSN..BVPSY(MAXKEY),DISP=SHR
//SYSIN DD DSN=&INDSN..BVPSY(REPRO999),DISP=SHR
//*
//PACX EXEC PGM=BVPACX,REGION=0K
//*-----
//*:STEPCHAT DD DSN=&SYSTCAT,DISP=SHR
//*: DD DSN=&VSAMCAT,DISP=SHR
//STEPLIB DD DSN=&STEPLIB,DISP=SHR
// DD DSN=$BCOB,DISP=SHR
//SORTLIB DD DSN=&SORTLIB,DISP=SHR
//SYSOUT DD SYSOUT=&OUT
//SYSOUX DD SYSOUT=&OUT
//SYSPRINT DD SYSOUT=&OUT
//PAC7AE DD DSN=&INDSV..BVPAE,DISP=SHR
//ANLSR DD DSN=&INDSV..BVPGN,DISP=SHR
//PAC7AN DD SUBSYS=(&LSR,'DDNAME=ANLSR','BUFND=10','BUFNI=10')
//ARLSR DD DSN=&INDSV..BVPGR,DISP=SHR
//PAC7AR DD SUBSYS=(&LSR,'DDNAME=ARLSR','BUFND=10')
//AYLSR DD DSN=&INDSV..BVPGY,DISP=SHR

```

```

//PAC7AY DD SUBSYS=(&LSR,'DDNAME=AYLSR','BUFND=10')
//GNLSR DD DSN=&INDSV..BVPGN,DISP=SHR
//PACGGN DD SUBSYS=(&LSR,'DDNAME=GNLSR','BUFND=10','BUFNI=10')
//GRLSR DD DSN=&INDSV..BVPGR,DISP=SHR
//PACGGR DD SUBSYS=(&LSR,'DDNAME=GRLSR','BUFND=10')
//GULSR DD DSN=&INDSV..BVPGU,DISP=SHR
//PACGGU DD SUBSYS=(&LSR,'DDNAME=GULSR','BUFND=10','BUFNI=10')
//PAC7PJ DD DSN=&INDSN..BVPPK(0),DISP=SHR
//PAC7IA DD SYSOUT=&OUTL
//PAC7DD DD SYSOUT=&OUTL
//PAC7ED DD SYSOUT=&OUTL
//PAC7EE DD SYSOUT=&OUTL
//PAC7EG DD SYSOUT=&OUTL
//PAC7EM DD SYSOUT=&OUTL
//PAC7EP DD SYSOUT=&OUTL
//PAC7EQ DD SYSOUT=&OUTL
//PAC7EU DD SYSOUT=&OUTL
//PAC7EZ DD SYSOUT=&OUTL
//PAC7MA DD DUMMY
//PAC7ES DD DUMMY
//SYLSR DD DSN=&INDUV..SYSEXT.&USER,DISP=SHR
//SYSEXT DD SUBSYS=(&LSR,'DDNAME=SYLSR')
//PAC7MB DD DSN=&&PAGXMB,DISP=(OLD,DELETE,DELETE)
//PAC7BM DD DSN=&&PACXBM,DISP=(,DELETE),UNIT=&UWK,
//          DCB=BLKSIZE=3440,SPACE=&SPAMB
//PAC7MM DD DUMMY
//PAC7MJ DD DUMMY
//PAC7TE DD DUMMY
//PAC7RE DD DUMMY
//PAC7RM DD DUMMY
//PAC7RQ DD DUMMY
//PAC7MV DD DUMMY
//PAC7MR DD DUMMY
//PAC7MX DD DUMMY
//PAC7TD DD DUMMY
//PAC7UE DD DUMMY
//PAC7GY DD DSN=&&GY,DISP=(,PASS),UNIT=&UWK,
//          SPACE=&SPAGY,
//          DCB=(RECFM=FB,LRECL=310,BLKSIZE=6200)
//PAC7WD DD DSN=&&PACXWD,DISP=(,DELETE),UNIT=&UWK,
//          SPACE=&SPATD,
//          DCB=(RECFM=FB,LRECL=286,BLKSIZE=6292)
//SORTWK01 DD UNIT=&UWK,SPACE=(CYL,(3,1),,CONTIG)
//SORTWK02 DD UNIT=&UWK,SPACE=(CYL,(3,1),,CONTIG)
//SORTWK03 DD UNIT=&UWK,SPACE=(CYL,(3,1),,CONTIG)
//SYSUDUMP DD SYSOUT=&OUT
//*
//PRMSYS EXEC PGM=BVPRMSYS,PARM='&USER,&INDUV',COND=EVEN
//*-----
//STEPLIB DD DSN=&STEPLIB,DISP=SHR
//          DD DSN=$BCOB,DISP=SHR
//SYSOUT DD SYSOUT=&OUT
//PACRIN DD DSN=&INDSN..BVPSY(DLSYSEXT),DISP=SHR
//PACROU DD DSN=&&DLSYSEXT,DISP=(,PASS),SPACE=(TRK,1),
//          UNIT=&UWK,

```



```
//          DCB=(RECFM=FB,LRECL=80,BLKSIZE=800)
//DELETE EXEC PGM=IDCAMS,COND=EVEN
//*-----
//*:STEPCAT DD DSN=&VSAMCAT,DISP=SHR
//SYSPRINT DD SYSOUT=&OUT
//SYSIN DD DSN=&&DLSYSEXT,DISP=(OLD,DELETE)
```

---

## UPGP - PAF Updates

### UPGP - Introduction

The UPGP procedure performs an update of the Administration Database from a sequential file reflecting PAF tables.

#### Execution conditions

The Administration Database must be closed to on-line use in order to be updated, except for hardware environments that support concurrent on-line and batch access.

#### Abnormal execution

Refer to chapter 'Overview, subchapter 'Abnormal Endings' in 'the Administrator's Procedures' manual.

There are two types of abnormal executions:

- Abnormal execution which occurs before the execution of the BVPACA15 program, or during the opening of files in this program. The procedure can be restarted after the problem has been corrected.
- Abnormal execution which occurs during the execution of the BVPACA15 program. The Database is left in an inconsistent state. If the problem appeared during input-output on a Database file, the printed error message and the file status will indicate the solution.

In all cases, the procedure can be restarted only by reloading the Backup file and applying the archived transactions subsequent to this backup (RSAD procedure).

### UPGP - User Input

The sequential file of input transactions is produced by the PAGX procedure. Its records are images of the PAF tables. Refer to the Pacbase Access Facility Tables documentation for a detailed description of these tables.

Position	Length	Meaning
1	1	Transaction code (C, M, X, A or D, B, S)
2	10	PAF table code

Position	Length	Meaning
12	299	PAF table contents (as described in the Pacbase Access Facility Tables documentation).

There are restrictions on the Client and Extension User Entities Definition and Description tables.

The size of the UPGP input file is 310 characters while the size of these tables exceeds 310 characters. The records must then be re-formatted in the following manner:

Client and Extension User Entities Definition Tables - \$TTDEF and YTTDEF.

Position	Length	Meaning
1	1	Transaction code (C, M, X, A or D, B, S)
2	10	Table code
12	1	Record continuation code: blank character for the first record, any character for the continuation records.
13	1	Not used
14	55	Explicit keywords
69	237	Field containing columns specific to the associated Meta Entity

Client and Extension User Entities Description tables - \$TTDxx and YTTDxx.

Position	Length	Meaning
1	1	Transaction code (C, M, X, A or D, B)
2	10	Table code
12	1	Record continuation code: blank character for the first record, any character for the continuation records
13	1	Not used
14	30	User Entity code
44	262	Field which contains columns specific to the associated Meta Entity

### Update rules

Update transactions are not sorted.

Each set of transactions impacting a library or session must be preceded by an ASSIGN table code line.

Position	Length	Value	Meaning
2	10	'ASSIGN'	Table code
12	8	uuuuuuuu	User code
20	8	pppppppp	Password
28	3	'***'	Library code
40	3	ppp	Product code (in case of a Database under DSMS control)
43	6	nnnnnn	Product number (in case of a Database under DSMS control)

When the update is performed while the on line mode is active (on platforms that support this functionality), the input transaction flow must be preceded by a CHECKP table code line.

(Refer to the description of the UPDT output.)

Position	Length	Value	Meaning
2	10	'CHECKP'	Table code
12	4	nnnn	Number of transactions processed between two pauses or checkpoints
16	4	'UPDT'	Update procedure
20	2	nn	LAN Platforms: Pause time, in seconds, between two update sets

### Printed output

The two printed output generated by this procedure are:

- A global report on the update,
- A list of the rejected update transactions.

### Result

Output of the UPGP procedure is a Database ready to be used on-line or in batch mode.

## UPGP - Description of Steps

Input recognition: PTU001

Transactions formatting: PAF900

Code	Physical name	Type	Label
PAC7AR	&INDSV..BVPGR	Input	Administration Database data
PAC7AN	&INDSV..BVPGN	Input	Administration Database index
PAC7AE	&INDSV..BVP AE	Input	Error messages
PACGGR	&INDSV..BVPGR	Input	Administration Database data
PACGGN	&INDSV..BVPGN	Input	Administration Database index
PACGGU	&INDSV..BVPGU	Input	Administration Database users
PAC7GY	&PAFINPUT	Input	Update transactions
PAC7MV	&&PAC7MV	Output	Formatted transactions (It should be able to contain all input transactions and the elementary deletion transactions which are generated by the multiple deletion transactions) (length=170)
PAC7ME	&&PAC7ME	Output	Work file (length=372)
PAC7MW		Output	Work file (length=170)
PAC7MX		Output	Work file (length=743)
PAC7MY		Output	Work file (length=743)

Update of the Administration Database: PACA15

Code	Physical name	Type	Label
PAC7AR	&INDSV..BVPGR	Output	Administration Database Data file
PAC7AN	&INDSV..BVPGN	Output	Administration Database Index file
PAC7AY	&INDSV..BVPGY	Output	Administration Database extension
PAC7AJ	&INDSV..BVPGJ	Output	Administration Database journal
PAC7AE	&INDSV..BVP AE	Input	Error messages
PACGGN	&INDSV..BVPGN	Input	Administration Database Index file
PACGGR	&INDSV..BVPGR	Input	Administration Database Data file
PACGGY	&INDSV..BVPGY	Input	Administration Database Extension

Code	Physical name	Type	Label
PACGGU	&INDSV..BVPGU	Input	Administration Database users
PAC7DC	DUMMY		
PAC7ME	&&PAC7ME	Input	Work file
PAC7MV	&&PAC7MV	Input	Update transactions
PAC7RB	&&PAC7RB	Output	UPDT erroneous transactions (length=80)
PAC7RY	&&PAC7RY	Output	UPDP erroneous transactions (length=310)
PAC7IE		Report	Update report (length=132)
PAC7IF		Report	List of erroneous transactions (length=132)

The list of the transactions specific to a user is preceded by a banner with this user's code.

Return codes:

- 0 : OK without error
- 2 : warning
- 4 : critical error

## UPGP - Execution JCL

```

/** -----
/**      VISUALAGE PACBASE
/**
/** -----
/**          - BATCH UPDATE FROM PAF TABLES -
/**
/** -----
/**
/** THE UPGP PROCEDURE PERFORMS AN UPDATE OF THE
/** ADMINISTRATION DATABASE FROM A SEQUENTIAL FILE
/** REFLECTING PAF TABLES.
/**
/** THE SEQUENTIAL FILE OF INPUT TRANSACTIONS IS PRODUCED
/** BY A PAF EXTRACTOR PROGRAM. ITS RECORDS MIRROR
/** THE PAF TABLES.
/** EACH SET OF TRANSACTIONS IMPACTING A LIBRARY OR SESSION
/** MUST BE PRECEDED BY AN ASSIGN TABLE CODE LINE.
/** WHEN THE UPDATE IS PERFORMED WHILE THE TP IS ACTIVE
/** (ON PLATFORMS THAT SUPPORT THIS FUNCTIONALITY),
/** THE INPUT TRANSACTION FLOW MUST BE PRECEDED BY A CHECKP
/** TABLE CODE LINE.
/** -----
/**
/**BVPUPGP  PROC OUT=$OUT,                                OUTPUT CLASS

```

```

//          INDSV='$INDSV',           INDEX OF VSAM SYSTEM FILES
//          PAFINPUT=,                DSNNAME OF PAF INPUT TABLES
//*:       VSAMCAT='$VCAT',           USER VSAM CATALOG
//*:       SYSTCAT='$SCAT',           SYSTEM VSAM CATALOG
//          STEPLIB='$HLQ..SBVPMBR8', LIBRARY OF LOAD-MODULES
//          LSR='BLSR',                LSR BATCH SYSTEM NAME
//          OUTL=$OUT,                 OUTPUT CLASS OF REPORTS
//          UWK=$UWK,                  WORK UNIT
//          SPAMB='(TRK,(100,10),RLSE) ' TRANSACTION SPACE
//*****
//PAF900 EXEC PGM=BVPAF900,REGION=0K
//*-----
//*:STEPCAT DD DSN=&SYSTCAT,DISP=SHR
//*:       DD DSN=&VSAMCAT,DISP=SHR
//STEPLIB DD DSN=&STEPLIB,DISP=SHR
//          DD DSN=$BCOB,DISP=SHR
//SYSOUT  DD SYSOUT=&OUT
//SYSOUX  DD SYSOUT=&OUT
//SYSPRINT DD SYSOUT=&OUT
//SYSUDUMP DD SYSOUT=&OUT
//PAC7AE  DD DSN=&INDSV..BVP AE,DISP=SHR
//ANLSR   DD DSN=&INDSV..BVP GN,DISP=SHR
//PAC7AN  DD SUBSYS=(&LSR,'DDNAME=ANLSR','BUFND=10','BUFNI=10')
//ARLSR   DD DSN=&INDSV..BVP GR,DISP=SHR
//PAC7AR  DD SUBSYS=(&LSR,'DDNAME=ARLSR','BUFND=10')
//GNLSR   DD DSN=&INDSV..BVP GN,DISP=SHR
//PACGGN  DD SUBSYS=(&LSR,'DDNAME=GNLSR','BUFND=10','BUFNI=10')
//GRLSR   DD DSN=&INDSV..BVP GR,DISP=SHR
//PACGGR  DD SUBSYS=(&LSR,'DDNAME=GRLSR','BUFND=10')
//GULSR   DD DSN=&INDSV..BVP GU,DISP=SHR
//PACGGU  DD SUBSYS=(&LSR,'DDNAME=GULSR','BUFND=10','BUFNI=10')
//PAC7GY  DD DSN=&PAFINPUT,DISP=SHR
//PAC7ME  DD DSN=&&PAC7ME,DISP=(,PASS),UNIT=&UWK,
//          SPACE=&SPAMB,
//          DCB=(RECFM=FB,LRECL=372,BLKSIZE=5952)
//PAC7MV  DD DSN=&&PAC7MV,DISP=(,PASS),UNIT=&UWK,
//          SPACE=&SPAMB,
//          DCB=(RECFM=FB,LRECL=170,BLKSIZE=6120)
//PAC7MW  DD DISP=(,DELETE),UNIT=&UWK,
//          SPACE=&SPAMB,
//          DCB=(RECFM=FB,LRECL=170,BLKSIZE=6120)
//PAC7MX  DD DISP=(,DELETE),UNIT=&UWK,
//          SPACE=&SPAMB,
//          DCB=(RECFM=FB,LRECL=748,BLKSIZE=26928)
//PAC7MY  DD DISP=(,DELETE),UNIT=&UWK,
//          SPACE=&SPAMB,
//          DCB=(RECFM=FB,LRECL=748,BLKSIZE=26928)
//PACA15 EXEC PGM=BVPACA15,COND=(0,NE,PAF900)
//*-----
//STEPLIB DD DSN=&STEPLIB,DISP=SHR
//          DD DSN=$BCOB,DISP=SHR
//*:STEPCAT DD DSN=&SYSTCAT,DISP=SHR
//*:       DD DSN=&VSAMCAT,DISP=SHR
//SYSOUT  DD SYSOUT=&OUT
//PAC7AE  DD DSN=&INDSV..BVP AE,DISP=SHR

```

```

//PAC7AJ DD DSN=&INDSV..BVPGJ,DISP=SHR
//ANLSR DD DSN=&INDSV..BVPGN,DISP=SHR
//PAC7AN DD SUBSYS=(&LSR,'DDNAME=ANLSR','BUFND=10','BUFNI=10')
//ARLSR DD DSN=&INDSV..BVPGR,DISP=SHR
//PAC7AR DD SUBSYS=(&LSR,'DDNAME=ARLSR','BUFND=10')
//AYLSR DD DSN=&INDSV..BVPGY,DISP=SHR
//PAC7AY DD SUBSYS=(&LSR,'DDNAME=AYLSR','BUFND=10')
//GNLSR DD DSN=&INDSV..BVPGN,DISP=SHR
//PACGGN DD SUBSYS=(&LSR,'DDNAME=GNLSR','BUFND=10','BUFNI=10')
//GRLSR DD DSN=&INDSV..BVPGR,DISP=SHR
//PACGGR DD SUBSYS=(&LSR,'DDNAME=GRLSR','BUFND=10')
//GYLSR DD DSN=&INDSV..BVPGY,DISP=SHR
//PACGGY DD SUBSYS=(&LSR,'DDNAME=GYLSR','BUFND=10')
//GULSR DD DSN=&INDSV..BVPGU,DISP=SHR
//PACGGU DD SUBSYS=(&LSR,'DDNAME=GULSR','BUFND=10','BUFNI=10')
//PAC7DC DD DUMMY
//PAC7IE DD SYSOUT=&OUTL
//PAC7IF DD SYSOUT=&OUTL
//PAC7ME DD DSN=&&PAC7ME,DISP=(OLD,DELETE)
//PAC7MV DD DSN=&&PAC7MV,DISP=(OLD,DELETE)
//PAC7RB DD DSN=&&PAC7RB,DISP=(,PASS),UNIT=&UWK,
// SPACE=&SPAMB,
// DCB=(RECFM=FB,LRECL=80,BLKSIZE=3440)
//PAC7RY DD DSN=&&PAC7RY,DISP=(,PASS),UNIT=&UWK,
// SPACE=&SPAMB,
// DCB=(RECFM=FB,LRECL=310,BLKSIZE=6200)
//SYSUDUMP DD SYSOUT=&OUT

```





---

## Chapter 3. Database Management Utilities

---

### PACS - Backup Procedures

#### PACS - Introduction

This procedure is used to perform different types of operations on the Development Database data according to the input code entered on the '\*' line.

Note:

To avoid conflicts with generation files in some configurations, the SAVE and MLIB procedures have been added and can be used in place of the PACS procedure which has not been modified.

To execute these procedures, you just have to replace, in the usual JCL, the 'EXEC BVPPACS' command with 'EXEC BVPSAVE' or 'EXEC BVPMLIB' and then submit this JCL.

#### PACS - Input Common to Managers

Position	Length	Value	Meaning
2	1	'*'	Line code
3	8	uuuuuuuu	User code
11	8	pppppppp	Password
22	4	nnnn	Session number (UXSR-reserved) blank = current session
26	1		Session type (UXSR-reserved)
		'T'	If selection of frozen session
		' '	If selection of current session
29	4	cccc	Procedure function code (1)
33	1		Library extraction code (reserved to SASN)
		'A'	Extraction of a lower-level library and of its higher-level library
		'D'	Extraction of a library and of its dependent libraries
34	1		Library extraction option (reserved to SASN)

Position	Length	Value	Meaning
		'T'	Extraction of inter-library also (only if col 33 = 'D')
49	1		Locks extraction option (UXSR-reserved)
		' '	Locks extraction with user code = user code of '*' line
		'1'	No locks extraction
		'2'	Locks extraction with user code = source user code
67	1		(UXSR-reserved, not taken into account if col 26 = 'T')
		'T'	If col 26 = ' ' selection of all the frozen sessions
		' '	IF col 26 = ' ' selection of the current session only

(1) The different values of function codes are:

- MLIB: library management
- SAVE: Development Database backup
- SASN: sub-networks backup

#### Important

This function is part of the 'LCU Partitioned Database Manager' optional utility. Its use is therefore subject to a separate purchase agreement.

- UXSR: sub-networks extraction

## **Database Management**

### **MLIB - Introduction:**

The Database Management procedure has a two-fold purpose:

- Initialize the Database in the form of a sequential file PC (or three files PC, PD, PY, if the Dispatch option is used), which is (are) then used as input to the Restoration (REST) procedure.
- Create or delete libraries in an existing Database.

#### Execution conditions

Unless the current execution is a simulation, the Database must be closed to on-line access and use, and the procedure must be followed by the REST procedure so that the new library structure is taken into account.

## Abnormal execution

Once the problem has been solved, the procedure can be restarted as it is.

### **MLIB - Input / Processing / Results:**

There are two types of user input lines:

- Heading line (required) before all other input lines used to specify that a new VisualAge Pacbase Database is to be initialized or that an existing Database is to be modified.
- As many (optional) lines as there are Libraries to create, modify or delete.

The structure of the header is the following:

Position	Length	Value	Meaning
2	1	'G'	Line code
3	1	' '	Modification of existing Database
		'I'	Initialization of new Database
4	1	' '	Actual update
		'S'	Simulation

An update simulation is used to obtain the state of the Database as it would be if the requested modifications had actually been carried out.

It enables you to assess the impact of a change in the structure of the Database before its actual execution. For large Databases, actual execution may use considerable machine time.

The structure of the 'Library' lines is as follows:

Position	Length	Value	Meaning
1	1	'C'	Creation
		'M'	Modification
		'A'	Deletion
		'I'	Clear the Library's content
2	1	'*'	Line code
3	3	bbb	Code of the Library to update
6	3	ccc	Code of the upper level Library
9	1	' '	Non initialized Library
		'V'	Virtual Library (only for the creation)

## Note

Asterisks ("\*") are not authorized in Library codes.

## Update rules

Updates are executed line by line. No previous transaction sort is executed. The resulting Database must remain consistent during the update.

## Deletion transactions

A Library with dependent Libraries cannot be deleted. To delete an entire sub-network, begin by deleting the Libraries at the lowest hierarchical level and work upward to the highest level.

The upper Library code must not be entered on Library deletion lines. Only the code of the Library to be deleted may be specified.

The deletion of a Library causes the deletion of the entire content of this Library.. Its content is replaced by empty records, or 'gaps' (see the REST restoration procedure).

## Clear Library's content transaction

Apply the same rules as for the deletion transaction.

## Creation transactions

When a Library is created, it can only be linked to an already existing Library or to a Library that was previously created in the update job stream.

Therefore, always create the 'parent' Library before its 'child' Libraries. Both can be created by the same run of the procedure.

Once created, a Library has either a 'virtual' or 'not initialized' status.

- Virtual Libraries are created for future development projects. They are visible to the Administrator only. They cannot receive development specifications. You change their status to Not initialized in the Administrator workbench; on that occasion, their code can be modified.
- The Libraries which are not initialized are visible to all users, but are not ready to receive development specifications. You change their status to Initialized in the Administrator workbench.

## Warning

A Development Database cannot contain more than 595 Libraries.

### Modification transactions

Generally, transactions modify existing links between two Libraries. Usually a new Library is inserted between two existing Libraries.

When a new upper Library is assigned to a Library, the new Library must be empty and linked directly or indirectly to the former upper Library.

Structural errors are automatically detected.

It is not possible to cancel and recreate a Library during the same MLIB procedure.

When an error is detected on a line, a message is generated, and the update is interrupted because the resulting Database would otherwise be inconsistent. The line containing the error must be corrected and the job restarted, as the initial Database will not have been modified.

### Printed reports

In all cases, a report on the initial state of the Database and an update report are printed.

If no errors have been detected, a report on the Database after the update is printed.

### Results

If no error is detected and if the update is 'real' (not simulated), the result is a sequential image of the updated Database (PC), which serves as input to the Database reloading procedure.

The execution report of a Database initialization does not include the Database name since it is later assigned via user input for the Restoration procedure.

### Warning

This procedure does not allow the recovery of disk space when Libraries are deleted. Records are physically present in the Database as 'gaps'. The Reorganization (REOR) procedure deletes these gaps so that disk space can be recovered.

### Note

This procedure increments the session number.

## **Database Backup**

### **SAVE - Introduction:**

The Database Backup procedure (SAVE) saves the Database main files as sequential files: 'PC', 'PD' and 'PY' (logical names).

The backup is performed on the following files:

- Data file (AR),
- Index file (AN),
- Extension data file (AY).

An option allows the backup of data files, indexes and extension data in three sequential files: ('AR' saved as 'PC', 'AN' saved as 'PD' and 'AY' as 'PY'). Otherwise, all three files are saved as one 'PC' file.

This option (Dispatch or No dispatch) is implemented in the Database restoration procedure. For further details, see the REST procedure user input description.

### Execution conditions

On-line access must be closed.

### Abnormal execution

Refer to chapter 'Overview', subchapter 'Abnormal Ending'.

The main cause of an abend is that the Database remained open to on-line use while the procedure was being executed.

The procedure can be restarted as it is once the problem has been solved.

### Execution of archiving and save procedures

If the save procedure is preceded by a Journal archiving (ARCH procedure), its execution may be conditioned by the return code of the PTU320 program of the ARCH procedure.

- 0: No error detected
- 8: Database not available

### Simplified backup

Files may also be backed up via standard system utilities. In this case, run the SASY procedure to check the consistency of data and indexes (see Subchapter 'System Backup Complement').

### Printed reports

The procedure prints:

- a report containing the number of records saved in each file and the session number.

### **SAVE - Input / Processing / Results:**

#### Output

Depending on the 'Dispatch' option taken during restoration, the output of the backup procedure is the following:

- Either a single sequential file ('PC'), of variable length, containing the mirror of the three saved files,
- Or three sequential files ('PC', 'PD' and 'PY') of variable length.

If the Database is no longer consistent after an abend during the last update, the backup procedure will not be executed.

If the Database is inconsistent, the procedure sends back a return code.

#### Note

This procedure increments the current session number.

### **Sub-Network Backup**

#### **SASN - Introduction:**

The Sub-Network Backup procedure (SASN) extracts one or more sub-networks from a Database. The result is a consistent set of libraries which will make up a new Database (formatted as a backup file to be used as input to the Restoration procedure).

Each extracted sub-network is identified by its lowest-level library; the utility automatically extracts all higher-level libraries pertaining to the sub-network.

#### Note

The MLIB procedure can produce a result similar to that produced by SASN. However, it keeps data 'gaps' in the backup and, unlike the SASN procedure, does not allow physical space to be gained.

### Execution conditions

The Database must be closed to on-line use.

### Abnormal execution

If an abend occurs, the procedure can be restarted as it is once the problem has been solved.

### **SASN - User Input:**

One line per library to be extracted.

Position	Length	Value	Meaning
1	2	' '	
3	3	bbb	Code of lowest-level library of sub-network to be extracted. (All the upper-libraries of 'bbb' will be automatically extracted.)

### **Partial Sub-Network Extraction**

#### **UXSR - Introduction:**

The Partial Sub-Network Extraction procedure (UXSR) creates a VisualAge Pacbase sub-network from an existing Database, by:

- Creating Libraries (MLIB equivalent)
- Merging Libraries
- Renaming Libraries

It is also possible to select:

- A frozen session (nT):

This frozen session will become the current session in the new Database.

No other frozen session will be selected.

The image of this Database will be identical to the view which existed in the nT frozen session, but this time it will be in n+1 current session.

- The current session or all sessions (current included):

Via an option, you can select all the sessions ('T' in position 67 of the \* line), or only the current session (' ' in position 67 of the \* line).

Examples:

- Creation of Libraries:



C\*CEN\_\_AAA (1)

C\*APPCENBBB (2)

(1) Creation of the CEN Library. AAA must not exist in the source Database.

(2) Creation of the APP Library in the CEN Library. BBB must not exist in the source Database.

- Merging of Libraries in the same Library:

C\*CEN\_\_CEN (1)

C\*APPCENAPP (2)

C\*APPCENBQQ (2)

(1) Creation of the CEN Library with the contents of CEN.

(2) Creation of the APP Library under the CEN Library with the contents of APP and BQQ.

The definition of the APP Library in the new Database will be identical to that of APP in the source Database since APP comes first, before BQQ.

- Renaming of Library:

C\*CEN\_\_AAA (1)

(1) Creation of the CEN Library with the contents of AAA.

### Caution

No consistency checks are carried out; make sure you have entered valid user input lines.

It is not possible to copy an existing Library network and create new Libraries whose contents are identical to that of Libraries in the source network.

### Execution conditions

On-line access must be closed.

This procedure processes data only. It must therefore be followed by the REOR, then REST procedures, in order for the new Database to be taken into account.

### **UXSR - User Input:**

There are two types of specific user input:

- Heading line (required) at the top of the input file that specifies if a simulation of the Database is desired or not.
- As many lines (optional) as there are libraries to be created, modified or cancelled.

The structure of the header is the following:

Position	Length	Value	Meaning
2	1	'G'	Line code
4	1	' '	Actual update
		'S'	Simulation

The simulation allows to obtain the state of the network after modifications, without actually carrying out these modifications. You can then assess the impact of a modification in the network structure before carrying it out (it might prove to be costly in terms of machine time if the Database is very large).

You must enter as many (optional) lines as Libraries to be extracted for update.

Position	Length	Value	Meaning
1	1	'C'	Creation
2	1	'*'	Line code
3	3	bbb	Code of Library to be created
6	3	ccc	Code of higher Library if any
9	3	ddd	Code of source Library required even when creating a new Library ; in this case enter any code which does not exist in the source Database.

### Note

Do not use the character '\*' in Library codes (incompatibility with the WorkStation).

## **PACS - Description of Steps**

Input recognition: PTU001

Check of VSAM files: IDCAMS

Formatting sequential images: PTU520

Code	Physical name	Type	Label
PAC7AE	&INDSV..BVP AE	Input	Error messages
PACGGN	&INDSV..BVP GN	Input	Administration Database index

Code	Physical name	Type	Label
PACGGR	&INDSV..BVPGR	Input	Administration Database data
PACGGU	&INDSV..BVPGU	Input	Administration Database users
PAC7AR	&INDUV..&BASE.AR	Input	Development Database data
PAC7AY	&INDUV..&BASE.AY	Input	Development Database extension data
PAC7AN	&INDUV..&BASE.AN	Input	Development Database index
PAC7MB	&&PAC SMB	Input	Update transactions
PAC7PC	&NEWPC	Output	Database sequential image (length=1,023)
PAC7PD	&NEWPD	Output	If Dispatch option of backup: sequential image 2 of the Database (length=1,023)
PAC7PY	&NEWPY	Output	If Dispatch option of backup: sequential image 3 of the Database (length=1,023)
PAC7RP	&&PACSRP	Output	Sequential image of data (length=153) (should be able to contain all data)
PAC7NA	&&PAC SNA	Output	Sequential image of index (length=59) (should be able to contain all data)
PAC7NB	&&PACSNB	Output	Image of unsorted index (length=59)
PAC7RY	&&PAC SRY	Output	Sequential image of long data (length=1,019)
PAC7RQ	&&PACSRQ	Output	Temporary storage (1 record, length=153)
PAC7ZK	&&PACSZK	Input/Output	Work file (length=1019)
PAC7EV		Report	User transactions list
PAC7EU		Report	State of library before and after
PAC7EW		Report	Backup report
PAC7DD		Report	Errors report

Return codes:

- 2: MLIB or SASN and no error. Execution of PTU530.
- 4: MLIB and Database simulation
- 8: Inconsistency of the Database or no authorization on batch procedure

### Formatting sequential images: PTU530

Code	Physical name	Type	Label
PAC7AR	&INDUV.&BASE.AR	Input	Development Database data
PAC7RP	&&PACSRP	Input	Data sequential image
PAC7NA	&&PACSNA	Input	Index sequential image
PAC7NB	&&PACSNB	Input	unsorted index image
PAC7RY	&&PACSRY	Input	extension data sequential image
PAC7RQ	&&PACSRQ	Input	Intermediary storage
PAC7PC	&NEWPC	Output	Development Database sequential image
PAC7PD	&NEWPD	Output	If backup Dispatch option: sequential image 2 of the network
PAC7PY	&NEWPY	Output	If backup Dispatch option: sequential image 3 of the network
SORTWK01		Sort	
SORTWK02		Sort	
SORTWK03		Sort	

Response to return code:

If the program sends a return code greater than '2', the backup is deleted by the next step in the procedure and a restoration must be performed using the last valid backup.

If there is no other backup, the user should first contact the product support to analyze the problem, then, the inconsistent Database should be saved by the same procedure with the backup deletion step inactive. The resulting backup contains only data, and can only be used after running the REOR procedure.

### Backup deletion in case of Database inconsistency: IEFBR14

Code	Physical name	Type	Label
DDPC	&INDUN.&BASE.PC(+1)	Input	Database sequential image
DDPD	&INDUN.&BASE.PD(+1)	Input	If backup Dispatch option: Database sequential image 2
DDPY	&INDUN.&BASE.PY(+1)	Input	If backup Dispatch option: Database sequential image 3

This step is executed if the return code of the previous program is greater than 2.

## PACS - Execution JCL

```

//* -----
//*      VISUALAGE PACBASE
//*
//* -----
//*      - BACKUP OF THE DATABASE -
//*
//* -----
//*
//BVPPACS PROC BASE=$BASE,          CODE OF DEVPT DATABASE
//      INDSN='$INDSN',             INDEX OF SYSTEM NON VSAM FILES
//      INDSV='$INDSV',             INDEX OF SYSTEM VSAM FILES
//      INDUV='$INDUV',             INDEX OF USER VSAM FILES
//*:    VSAMCAT='$VSCAT',           USER VSAM CATALOG
//*:    SYSTCAT='$SCAT',            SYSTEM VSAM CATALOG
//      STEPLIB='$HLQ..SBVPMBR8',   LIBRARY OF LOAD-MODULES
//      SORTLIB='$BIBT',            SORT LIBRARY
//      LSR='BLSR',                 LSR BATCH SYSTEM NAME
//      UWK=$UWK,                   WORK UNIT
//      DSCB='$DSCB',               DSCB MODEL FILE
//      OUT=$OUT,                   OUTPUT CLASS
//      NEWPC=$INDUN.&BASE.PC(+1),   SAVE FILE PC
//      NEWPD=$INDUN.&BASE.PD(+1),   SAVE FILE PD
//      NEWPY=$INDUN.&BASE.PY(+1),   SAVE FILE PY
//      VOLS='SER=$VOLUN',           DATABASE BACKUP VOLUME
//      UNITS=$UNITUN,              BACKUP UNIT (DISK OR CARTRIDGE)
//      VOLS2='SER=$VOLUN',         DATABASE 2ND BACKUP VOLUME
//      UNITS2=$UNITUN,            2ND BACKUP UNIT (DISK OR CARTRIDGE)
//      VOLS3='SER=$VOLUN',         DATABASE 3RD BACKUP VOLUME
//      UNITS3=$UNITUN,            2ND BACKUP UNIT (DISK OR CARTRIDGE)
//      SPAPC='(TRK,(300,10))',     DEVPT DATABASE BACKUP
//      SPAPD='(TRK,(300,10))',     DEVPT DATABASE BACKUP 2
//      SPAPY='(TRK,(300,10))',     DEVPT DATABASE BACKUP 3
//      SPAAN='(TRK,(700,10),RLSE)', SPACE INDEX
//      SPAAR='(TRK,(700,10),RLSE)', SPACE DATA
//      CYL='(10,1)'                TEMPORARY SPACE
//*****
//INPUT EXEC PGM=BVPTU001
//*-----
//STEPLIB DD DSN=&STEPLIB,DISP=SHR
//      DD DSN=$BCOB,DISP=SHR
//CARTE DD DDNAME=SYSIN
//PAC7MB DD DSN=&PACSMB,DISP=(,PASS),
//      UNIT=&UWK,SPACE=(TRK,(5,1),RLSE),
//      DCB=(RECFM=FB,LRECL=80,BLKSIZE=6160)
//IEBGN1 EXEC PGM=IEBGENER
//*-----
//SYSPRINT DD DUMMY
//SYSIN DD DUMMY
//SYSUT1 DD DUMMY
//SYSUT2 DD DSN=&NEWPC,
//      DISP=(,CATLG,DELETE),

```

```

//          UNIT=&UNITS,
//          VOL=&VOLS,
//          SPACE=&SPAPC,
//          DCB=(&DSCB,RECFM=VB,LRECL=1023,BLKSIZE=27998)
//IEBGN2 EXEC PGM=IEBGENER
//*-----
//SYSPRINT DD DUMMY
//SYSIN    DD DUMMY
//SYSUT1   DD DUMMY
//SYSUT2   DD DSN=&NEWPD,
//          DISP=(,CATLG,DELETE),
//          UNIT=&UNITS2,
//          VOL=&VOLS2,
//          SPACE=&SPAPD,
//          DCB=(&DSCB,RECFM=VB,LRECL=1023,BLKSIZE=27998)
//IEBGN3 EXEC PGM=IEBGENER
//*-----
//SYSPRINT DD DUMMY
//SYSIN    DD DUMMY
//SYSUT1   DD DUMMY
//SYSUT2   DD DSN=&NEWPY,
//          DISP=(,CATLG,DELETE),
//          UNIT=&UNITS3,
//          VOL=&VOLS3,
//          SPACE=&SPAPY,
//          DCB=(&DSCB,RECFM=VB,LRECL=1023,BLKSIZE=27998)
//VERIFY EXEC PGM=IDCAM5
//*-----
//*:STEPDAT DD DSN=&VSAMCAT,DISP=SHR
//*:       DD DSN=&SYSTCAT,DISP=SHR
//SYSPRINT DD SYSOUT=&OUT
//PAC7AN   DD DSN=&INDUV..&BASE.AN,DISP=SHR
//PAC7AR   DD DSN=&INDUV..&BASE.AR,DISP=SHR
//PAC7AY   DD DSN=&INDUV..&BASE.AY,DISP=SHR
//PACGGN   DD DSN=&INDSV..BVPGN,DISP=SHR
//PACGGR   DD DSN=&INDSV..BVPGR,DISP=SHR
//PACGGU   DD DSN=&INDSV..BVPGU,DISP=SHR
//SYSIN    DD DSN=&INDSN..BVPSY(VERIFAN),DISP=SHR
//          DD DSN=&INDSN..BVPSY(VERIFAR),DISP=SHR
//          DD DSN=&INDSN..BVPSY(VERIFAY),DISP=SHR
//          DD DSN=&INDSN..BVPSY(VERIFGN),DISP=SHR
//          DD DSN=&INDSN..BVPSY(VERIFGR),DISP=SHR
//          DD DSN=&INDSN..BVPSY(VERIFGU),DISP=SHR
//PTU520 EXEC PGM=BVPTU520
//*-----
//*:STEPDAT DD DSN=&SYSTCAT,DISP=SHR
//*:       DD DSN=&VSAMCAT,DISP=SHR
//STEPLIB DD DSN=&STEPLIB,DISP=SHR
//          DD DSN=$BCOB,DISP=SHR
//PAC7AE   DD DSN=&INDSV..BVPAE,DISP=SHR
//PAC7AN   DD DSN=&INDUV..&BASE.AN,DISP=SHR,
//          AMP=('BUFNI=1,BUFND=3')
//PAC7AR   DD DSN=&INDUV..&BASE.AR,DISP=SHR,
//          AMP=('BUFND=3')
//PAC7AY   DD DSN=&INDUV..&BASE.AY,DISP=SHR,

```

```

//          AMP=( 'BUFND=3' )
//PAC7MB   DD DSN=&&PACSMB,DISP=(OLD,PASS)
//GNLSR    DD DSN=&INDSV..BVPGN,DISP=SHR
//PACGGN   DD SUBSYS=(&LSR,'DDNAME=GNLSR','BUFND=10','BUFNI=10')
//GRLSR    DD DSN=&INDSV..BVPGR,DISP=SHR
//PACGGR   DD SUBSYS=(&LSR,'DDNAME=GRLSR','BUFND=10')
//GULSR    DD DSN=&INDSV..BVPGU,DISP=SHR
//PACGGU   DD SUBSYS=(&LSR,'DDNAME=GULSR','BUFND=10','BUFNI=10')
//PAC7PC   DD DSN=&NEWPC,DISP=(OLD,,DELETE)
//PAC7PD   DD DSN=&NEWPD,DISP=(OLD,,DELETE)
//PAC7PY   DD DSN=&NEWPY,DISP=(OLD,,DELETE)
//PAC7NA   DD DSN=&&PACSNA,DISP=(,PASS,DELETE),
//          UNIT=&UWK,SPACE=&SPAAN,
//          DCB=(RECFM=FB,LRECL=59,BLKSIZE=27966)
//PAC7NB   DD DSN=&&PACSNB,DISP=(,PASS,DELETE),
//          UNIT=&UWK,SPACE=&SPAAN,
//          DCB=(RECFM=FB,LRECL=59,BLKSIZE=27966)
//PAC7RP   DD DSN=&&PACSRP,DISP=(,PASS,DELETE),
//          UNIT=&UWK,SPACE=&SPAAR,
//          DCB=(RECFM=FB,LRECL=153,BLKSIZE=27846)
//PAC7RQ   DD DSN=&&PACSRQ,DISP=(,PASS,DELETE),
//          UNIT=&UWK,SPACE=(TRK,1,RLSE),
//          DCB=(RECFM=FB,LRECL=153,BLKSIZE=153)
//PAC7RY   DD DSN=&&PACSRY,DISP=(,PASS,DELETE),
//          UNIT=&UWK,SPACE=&SPAPY,
//          DCB=(RECFM=FB,LRECL=1019,BLKSIZE=27513)
//PAC7ZK   DD DSN=&&PACSZK,DISP=(,PASS,DELETE),
//          UNIT=&UWK,SPACE=&SPAPY,
//          DCB=(RECFM=FB,LRECL=1019,BLKSIZE=27513)
//SYSOUT   DD SYSOUT=&OUT
//PAC7EU   DD SYSOUT=&OUT
//PAC7EW   DD SYSOUT=&OUT
//PAC7DD   DD SYSOUT=&OUT
//PAC7EV   DD SYSOUT=&OUT
//SYSUDUMP DD SYSOUT=&OUT
//PTU530   EXEC PGM=BVPTU530,COND=(2,NE,PTU520),REGION=0K
//*-----
//*:STEPCAT DD DSN=&VSAMCAT,DISP=SHR
//*:        DD DSN=&SYSTCAT,DISP=SHR
//STEPLIB  DD DSN=&STEPLIB,DISP=SHR
//          DD DSN=$BCOB,DISP=SHR
//SYSOUT   DD SYSOUT=&OUT
//SYSOUX   DD SYSOUT=&OUT
//PAC7AR   DD DSN=&INDUV..&BASE.AR,DISP=SHR
//PAC7RQ   DD DSN=&&PACSRQ,DISP=(OLD,DELETE)
//PAC7RP   DD DSN=&&PACSRP,DISP=(OLD,DELETE)
//PAC7RY   DD DSN=&&PACSRY,DISP=(OLD,DELETE)
//PAC7NA   DD DSN=&&PACSNA,DISP=(OLD,DELETE)
//PAC7NB   DD DSN=&&PACSNB,DISP=(OLD,DELETE)
//PAC7PC   DD DSN=&NEWPC,DISP=(OLD,,DELETE)

//PAC7PD   DD DSN=&NEWPD,DISP=(OLD,,DELETE)
//PAC7PY   DD DSN=&NEWPY,DISP=(OLD,,DELETE)
//SORTLIB  DD DSN=&SORTLIB,DISP=SHR
//SORTWK01 DD UNIT=&UWK,SPACE=(CYL,&CYL,,CONTIG)

```

```
//SORTWK02 DD UNIT=&UWK,SPACE=(CYL,&CYL,,CONTIG)
//SORTWK03 DD UNIT=&UWK,SPACE=(CYL,&CYL,,CONTIG)
//SYSUDUMP DD SYSOUT=&OUT
//DELPD EXEC PGM=IEFBR14,COND=((2,GT,PTU520),(2,GT,PTU530))
//*-----
//DDPC DD DSN=&NEWPC,DISP=(OLD,DELETE)
//DDPD DD DSN=&NEWPD,DISP=(OLD,DELETE)
//DDPY DD DSN=&NEWPY,DISP=(OLD,DELETE)
```

---

## UPDT - Freeze

### UPDT - Introduction

The Database Update procedure (UPDT) freezes the Database and updates the Database in batch mode.

The principle of sessions makes it possible to manage various versions of the same application. The administrator then freezes the Database, creating a snapshot of the current session.

The procedure allows access to all libraries which make up the Database, according to the different user authorizations.

The update can be also executed in on-line mode.

For further information about UPDT, refer to 'the Developer's Procedures' manual.

### UPDT - Input

A '\*' line with the user code and password.

Position	Length	Value	Meaning
2	6	'X1HIST'	Line code for a session freeze
8	50		Session Name
58	4		Session number
65	1		Session status
		' '	Frozen and read-write session
		'N'	Frozen and read-only session
		'D'	Deleted session
66	15		Session Short Name: optional, set to the session number by default. It must be unique, whether it is specified or not.



## UPDT - Description of Steps

Input recognition: PTU001

Check of VSAM files: IDCAMS

Database consistency check: PTUBAS

Code	Physical name	Type	Label
PAC7AR	&INDUV..&BASE.AR	Input	Development Database data
PAC7AE	&INDSV..BVPAE	Input	Error messages
PAC7DS		Report	Validity report

Return code:

This utility sends a return code 12 and the procedure stops running if the database is invalid.

Transactions formatting: PACA05

Code	Physical name	Type	Label
PAC7AR	&INDUV..&BASE.AR	Input	Development Database Data file
PAC7AN	&INDUV..&BASE.AN	Input	Development Database Index file
PAC7AY	&INDUV..&BASE.AY	Input	Development Database extension data
PAC7AE	&INDSV..BVPAE	Input	Error messages
PACGGN	&INDSV..BVPGN	Input	Administration Database Index file
PACGGR	&INDSV..BVPGR	Input	Administration Database Data file
PACGGU	&INDSV..BVPGU	Input	Administration Database Users
PAC7MB	&&UPDTMB	Input	Update transactions
PAC7ME	&&PAC7ME	Output	Work file (length=372)
PAC7MV	&&PAC7MV	Output	Formatted transactions (length=170, must be able to contain all input transactions plus the elementary delete transactions generated by the multiple delete transactions)
PAC7MW		Output	Work file

Update of the Development Database: PACA15

Code	Physical name	Type	Label
PAC7AR	&INDUV.&BASE.AR	Output	Development Database Data file
PAC7AN	&INDUV.&BASE.AN	Output	Development Database index
PAC7AY	&INDUV.&BASE.AY	Output	Development Database extension
PAC7AJ	&INDUV.&BASE.AJ	Output	Development Database journal
PAC7AE	&INDSV..BVP AE	Input	Error messages
PACGGN	&INDSV..BVP GN	Input	Administration Database Index file
PACGGR	&INDSV..BVP GR	Input	Administration Database Data file
PACGGY	&INDSV..BVP GY	Input	Administration Database Extension
PACGGU	&INDSV..BVP GU	Input	Administration Database users
PAC7DC	&DSMS	Input	DSMS file of Development Database Elements
PAC7ME	&&PAC7ME	Input	Work file
PAC7MV	&&PAC7MV	Input	Update transactions
PAC7RB	&&PAC7RB	Output	UPDT erroneous transactions (length=80)
PAC7RY	&&PAC7RY	Output	UPDP erroneous transactions (length=310)
PAC7IE		Report	Update report (length=132)
PAC7IF		Report	List of erroneous transactions (length=132)

The list of user transactions is preceded by a banner with the user code.

Return codes:

- 0: OK, no error
- 2: Warning
- 4: Critical error

### UPDT - Execution JCL

```

/** -----
/**      VISUALAGE PACBASE
/**
/** -----
/**              - BATCH UPDATE -
/**
/** -----
/** REFER TO THE BATCH FORMS AND TO THE DESCRIPTION OF THE

```

```

/** INPUT CORRESPONDING TO EACH ENTITY.
/**
/** INPUT :
/** - USER IDENTIFICATION LINE (REQUIRED)
/** COL 2 : "*"
/** COL 3 : USERIDXX
/** COL 11 : PASSWORD
/** COL 28 : LANGUAGE CODE, USEFUL WHEN TRANSACTION ARE
/** NOT IN THE SAME LANGUAGE AS THE DATABASE.
/** COL 67 : "N" DEFAULT VALUE WITH EXTRACTORS
/** - COMMAND LINE
/** THE LIST OF ALL AVAILABLE VALUES FOR THE ENTITY
/** TO BE UPDATED IS FOUND IN REFERENCE MANUAL.
/**
/** -----
/**
/**BVPUPDT PROC BASE=$BASE, CODE OF DEVPT DATABASE
/** INDSV='$INDSV', INDEX OF SYSTEM VSAM FILES
/** INDSN='$INDSN', INDEX OF SYSTEM NON VSAM FILES
/** INDUV='$INDUV', INDEX OF USER VSAM FILES
/** DSMS='$DSMS', DSNAME OF PRODUCT ELEMENTS DSMS FILE
/***: VSAMCAT='$VCAT', USER VSAM CATALOG
/***: SYSTCAT='$SCAT', SYSTEM VSAM CATALOG
/** STEPLIB='$HLQ..SBVPMBR8', LIBRARY OF LOAD-MODULES
/** LSR='BLSR', LSR BATCH SYSTEM NAME
/** OUT=$OUT, EXECUTION ERRORS OUTPUT CLASS
/** OUTL=$OUT, OUTPUT CLASS OF REPORTS
/** UWK=$UWK, WORK UNIT
/** SPAMB='(TRK,(100,10),RLSE)' TRANSACTION SPACE
/*******
/**INPUT EXEC PGM=BVPTU001
/**-----
/**STEPLIB DD DSN=&STEPLIB,DISP=SHR
/** DD DSN=$BCOB,DISP=SHR
/**CARTE DD DDNAME=SYSIN
/**PAC7MB DD DSN=&&UPDTMB,DISP=(,PASS),
/** UNIT=&UWK,SPACE=&SPAMB,
/** DCB=(RECFM=FB,LRECL=80,BLKSIZE=6160)
/**VERIFY EXEC PGM=IDCAMS
/**-----
/***:STEPCAT DD DSN=&VSAMCAT,DISP=SHR
/***: DD DSN=&SYSTCAT,DISP=SHR
/**SYSPRINT DD SYSOUT=&OUT
/**PAC7AN DD DSN=&INDUV..&BASE.AN,DISP=SHR
/**PAC7AR DD DSN=&INDUV..&BASE.AR,DISP=SHR
/**PAC7AJ DD DSN=&INDUV..&BASE.AJ,DISP=SHR
/**PAC7AY DD DSN=&INDUV..&BASE.AY,DISP=SHR
/**PACGGN DD DSN=&INDSV..BVPGN,DISP=SHR
/**PACGGR DD DSN=&INDSV..BVPGR,DISP=SHR
/**PACGGY DD DSN=&INDSV..BVPGY,DISP=SHR
/**PACGGU DD DSN=&INDSV..BVPGU,DISP=SHR
/**SYSIN DD DSN=&INDSN..BVPSY(VERIFAN),DISP=SHR
/** DD DSN=&INDSN..BVPSY(VERIFAR),DISP=SHR
/** DD DSN=&INDSN..BVPSY(VERIFAJ),DISP=SHR
/** DD DSN=&INDSN..BVPSY(VERIFAY),DISP=SHR

```

```

//          DD DSN=&INDSN..BVPSY(VERIFGN),DISP=SHR
//          DD DSN=&INDSN..BVPSY(VERIFGR),DISP=SHR
//          DD DSN=&INDSN..BVPSY(VERIFGY),DISP=SHR
//          DD DSN=&INDSN..BVPSY(VERIFGU),DISP=SHR
//PTUBAS EXEC PGM=BVPTUBAS
//*-----
//*:STEPCCAT DD DSN=&SYSTCAT,DISP=SHR
//*:          DD DSN=&VSAMCAT,DISP=SHR
//STEPLIB DD DSN=&STEPLIB,DISP=SHR
//          DD DSN=$BCOB,DISP=SHR
//SYSOUT DD SYSOUT=&OUT
//SYSPRINT DD SYSOUT=&OUT
//SYSUDUMP DD SYSOUT=&OUT
//PAC7AE DD DSN=&INDSV..BVPAE,DISP=SHR
//ARLSR DD DSN=&INDUV..&BASE.AR,DISP=SHR
//PAC7AR DD SUBSYS=(&LSR,'DDNAME=ARLSR','BUFND=40')
//PAC7DS DD SYSOUT=&OUT
//PACA05 EXEC PGM=BVPACA05,COND=(0,NE,PTUBAS)
//*-----
//*:STEPCCAT DD DSN=&SYSTCAT,DISP=SHR
//*:          DD DSN=&VSAMCAT,DISP=SHR
//STEPLIB DD DSN=&STEPLIB,DISP=SHR
//          DD DSN=$BCOB,DISP=SHR
//SYSOUT DD SYSOUT=&OUT
//SYSOUX DD SYSOUT=&OUT
//SYSPRINT DD SYSOUT=&OUT
//SYSUDUMP DD SYSOUT=&OUT
//PAC7AE DD DSN=&INDSV..BVPAE,DISP=SHR
//ANLSR DD DSN=&INDUV..&BASE.AN,DISP=SHR
//PAC7AN DD SUBSYS=(&LSR,'DDNAME=ANLSR','BUFND=40','BUFNI=30')
//ARLSR DD DSN=&INDUV..&BASE.AR,DISP=SHR
//PAC7AR DD SUBSYS=(&LSR,'DDNAME=ARLSR','BUFND=40')
//AYLSR DD DSN=&INDUV..&BASE.AY,DISP=SHR
//PAC7AY DD SUBSYS=(&LSR,'DDNAME=AYLSR','BUFND=40')
//GNLSR DD DSN=&INDSV..BVPGN,DISP=SHR
//PACGGN DD SUBSYS=(&LSR,'DDNAME=GNLSR','BUFND=10','BUFNI=10')
//GRLSR DD DSN=&INDSV..BVPGR,DISP=SHR
//PACGGR DD SUBSYS=(&LSR,'DDNAME=GRLSR','BUFND=10')
//GULSR DD DSN=&INDSV..BVPGU,DISP=SHR
//PACGGU DD SUBSYS=(&LSR,'DDNAME=GULSR','BUFND=10','BUFNI=10')
//PAC7MB DD DSN=&&UPDTMB,DISP=(OLD,DELETE)
//PAC7ME DD DSN=&&PAC7ME,DISP=(,PASS),UNIT=&UWK,
//          SPACE=&SPAMB,
//          DCB=(RECFM=FB,LRECL=372,BLKSIZE=5952)
//PAC7MV DD DSN=&&PAC7MV,DISP=(,PASS),UNIT=&UWK,
//          SPACE=&SPAMB,
//          DCB=(RECFM=FB,LRECL=170,BLKSIZE=6120)
//PAC7MW DD DISP=(,DELETE),UNIT=&UWK,
//          SPACE=&SPAMB,
//          DCB=(RECFM=FB,LRECL=170,BLKSIZE=6120)
//PACA15 EXEC PGM=BVPACA15,COND=((0,NE,PACA05),(0,NE,PTUBAS))
//*-----
//STEPLIB DD DSN=&STEPLIB,DISP=SHR
//          DD DSN=$BCOB,DISP=SHR
//*:STEPCCAT DD DSN=&SYSTCAT,DISP=SHR

```

```

//*:      DD DSN=&VSAMCAT,DISP=SHR
//SYSOUT DD SYSOUT=&OUT
//PAC7AE DD DSN=&INDSV..BVPAE,DISP=SHR
//PAC7AJ DD DSN=&INDUV..&BASE.AJ,DISP=SHR
//ANLSR  DD DSN=&INDUV..&BASE.AN,DISP=SHR
//PAC7AN DD SUBSYS=(&LSR,'DDNAME=ANLSR','BUFND=40','BUFNI=30')
//ARLSR  DD DSN=&INDUV..&BASE.AR,DISP=SHR
//PAC7AR DD SUBSYS=(&LSR,'DDNAME=ARLSR','BUFND=40')
//AYLSR  DD DSN=&INDUV..&BASE.AY,DISP=SHR
//PAC7AY DD SUBSYS=(&LSR,'DDNAME=AYLSR','BUFND=40')
//GNLSR  DD DSN=&INDSV..BVPGN,DISP=SHR
//PACGGN DD SUBSYS=(&LSR,'DDNAME=GNLSR','BUFND=10','BUFNI=10')
//GRLSR  DD DSN=&INDSV..BVPGR,DISP=SHR
//PACGGR DD SUBSYS=(&LSR,'DDNAME=GRLSR','BUFND=10')
//GYLSR  DD DSN=&INDSV..BVPGY,DISP=SHR
//PACGGY DD SUBSYS=(&LSR,'DDNAME=GYLSR','BUFND=10')
//GULSR  DD DSN=&INDSV..BVPGU,DISP=SHR
//PACGGU DD SUBSYS=(&LSR,'DDNAME=GULSR','BUFND=10','BUFNI=10')
//PAC7DC DD DSN=&DSMS,DISP=SHR
//PAC7IE DD SYSOUT=&OUTL
//PAC7IF DD SYSOUT=&OUTL
//PAC7ME DD DSN=&&PAC7ME,DISP=(OLD,DELETE)
//PAC7MV DD DSN=&&PAC7MV,DISP=(OLD,DELETE)
//PAC7RB DD DSN=&&PAC7RB,DISP=(,PASS),UNIT=&UWK,
//      SPACE=&SPAMB,
//      DCB=(RECFM=FB,LRECL=80,BLKSIZE=3440)
//PAC7RY DD DSN=&&PAC7RY,DISP=(,PASS),UNIT=&UWK,
//      SPACE=&SPAMB,
//      DCB=(RECFM=FB,LRECL=310,BLKSIZE=6200)
//SYSUDUMP DD SYSOUT=&OUT

```

---

## SASY - Database System Backup Complement

### SASY - Introduction

This Database Backup procedure saves the Database using any utility of the Operating System, while at the same time creating a checkpoint, through the increment of the session number.

The following files are to saved:

- Data file (AR),
- Index file (AN).

#### Execution conditions

The Data (AR) and Index (AN) files must have been saved.

The transaction Journal file (AJ) must have been archived via the ARCH procedure.

The Database must be closed to on-line use in order to maintain its consistency during the backup.

### Abnormal execution

The main cause of an abend is that the Database remained open to on-line use while the procedure was being executed.

The procedure can be restarted as it is once the problem has been solved.

### User input

No user input is necessary when requesting the execution of the SASY procedure.

### Result

This procedure increments the current session number.

If the Database is in an inconsistent state due to an abend in the last update, the SASY procedure is not executed and the backup executed by the on-site Operating System utility is not valid.

## **SASY - User Input**

A '\*' line with the user code and password.

## **SASY - Description of Steps**

Input recognition: PTU001

Check of VSAM files: IDCAMS

Session number increment: PTU502

Code	Physical name	Type	Label
PAC7AR	&INDUV.&BASE.AR	Input/ Output	Development Database data
PAC7AE	&INDSV..BVPAE	Input	Error messages
PACGGN	&INDSV..BVPGN	Input	Administration Database index
PACGGR	&INDSV..BVPGR	Input	Administration Database data
PACGGU	&INDSV..BVPGU	Input	Administration Database users
PAC7MB	&&SASYMB	Input	User transactions
PAC7GZ		Report	Report
PAC7DD		Report	Batch procedure authorization option

Code	Physical name	Type	Label
PAC7DS		Report	Database validity report

## SASY - Execution JCL

```

/** -----
/**      VISUALAGE PACBASE
/**
/** -----
/**      - COMPLEMENT OF "SYSTEM" BACKUP OF THE DATABASE-
/**
/** -----
/**
/** THE DATABASE SYSTEM BACKUP COMPLEMENT PROCEDURE
/** (SASY) ALLOWS YOU TO SAVE THE DATABASE USING ANY
/** UTILITY OF THE OPERATING SYSTEM, WHILE AT THE
/** SAME TIME CREATING A CHECKPOINT, THROUGH THE
/** INCREMENTATION OF THE SESSION NUMBER.
/** THE FOLLOWING FILES ARE TO BE BACKED UP:
/**   . DATA FILE (AR),
/**   . INDEX FILE (AN).
/**
/** -----
/**
/**BVPSASY  PROC BASE=$BASE,                CODE OF DEVPT DATABASE
/**          INDSN='$INDSN',                INDEX OF NON VSAM SYSTEM FILES
/**          INDUV='$INDUV',                INDEX OF VSAM USER FILES
/**          INDSV='$INDSV',                INDEX OF VSAM SYSTEM FILES
/***:       VSAMCAT='$VCAT',                USER VSAM CATALOG
/***:       SYSCAT='$SCAT',                SYSTEM VSAM CATALOG
/**          STEPLIB='$HLQ..SBVPMBR8',     LIBRARY OF LOAD-MODULES
/**          LSR='BLSR',                    LSR BATCH SYSTEM NAME
/**          UWK=$UWK,                      WORK UNIT
/**          OUT=$OUT                       OUTPUT CLASS
/**
/** *****
/**INPUT  EXEC PGM=BVPTU001
/**-----
/**STEPLIB DD DSN=&STEPLIB,DISP=SHR
/**          DD DSN=$BCOB,DISP=SHR
/**CARTE   DD DDNAME=SYSIN
/**PAC7MB  DD DSN=&&SASYMB,DISP=(,PASS),
/**          UNIT=&UWK,SPACE=(TRK,(5,1),RLSE),
/**          DCB=(RECFM=FB,LRECL=80,BLKSIZE=6160)
/**VERIFY EXEC PGM=IDCAMS
/**-----
/***:STEPCAT DD DSN=&VSAMCAT,DISP=SHR
/***:       DD DSN=&SYSCAT,DISP=SHR
/**SYSPRINT DD SYSOUT=&OUT
/**PAC7AR  DD DSN=&INDUV..&BASE.AR,DISP=SHR
/**PACGGN  DD DSN=&INDSV..BVPGN,DISP=SHR
/**PACGGR  DD DSN=&INDSV..BVPGR,DISP=SHR
/**PACGGU  DD DSN=&INDSV..BVPGU,DISP=SHR
/**SYSIN   DD DSN=&INDSN..BVPSY(VERIFAR),DISP=SHR
/**          DD DSN=&INDSN..BVPSY(VERIFGN),DISP=SHR

```

```

//          DD DSN=&INDSN..BVPSY(VERIFGR),DISP=SHR
//          DD DSN=&INDSN..BVPSY(VERIFGU),DISP=SHR
//PTU502 EXEC PGM=BVPTU502
//*-----
//*:STEPCAT DD DSN=&VSAMCAT,DISP=SHR
//*:          DD DSN=&SYSTCAT,DISP=SHR
//STEPLIB DD DSN=&STEPLIB,DISP=SHR
//          DD DSN=$BCOB,DISP=SHR
//SYSOUT DD SYSOUT=&OUT
//PAC7MB DD DSN=&&SASYMB,DISP=(OLD,PASS)
//PAC7AE DD DSN=&INDSV..BVP AE,DISP=SHR
//PAC7AR DD DSN=&INDUV..&BASE.AR,DISP=SHR
//GNLSR DD DSN=&INDSV..BVPGN,DISP=SHR
//PACGGN DD SUBSYS=(&LSR,'DDNAME=GNLSR','BUFND=10','BUFNI=10')
//GRLSR DD DSN=&INDSV..BVPGR,DISP=SHR
//PACGGR DD SUBSYS=(&LSR,'DDNAME=GRLSR','BUFND=10')
//GULSR DD DSN=&INDSV..BVPGU,DISP=SHR
//PACGGU DD SUBSYS=(&LSR,'DDNAME=GULSR','BUFND=10','BUFNI=10')
//PAC7DD DD SYSOUT=&OUT
//PAC7DS DD SYSOUT=&OUT
//PAC7GZ DD SYSOUT=&OUT
//SYSUDUMP DD SYSOUT=&OUT

```

---

## REST - Database Restoration

### REST - Introduction

The Database Restoration procedure (REST) re-creates a Database that can be managed on-line, using the sequential image produced by the Backup, the Database Management (PACS), the Reorganization (REOR).

It also allows to retrieve archived transactions after this sequential image has been produced and to modify the number of gaps in the Database.

#### Execution conditions

The Database must be closed to on-line processing.

Since this procedure re-creates the Database, it is recommended to have previously readjusted the sizes of the different Database files according to their estimated evolution.

These modifications must be made in the System Parameter library.

The REST procedure physically and logically reinitializes the Journal file, which must have been saved previously by the ARCH procedure.

#### Abnormal execution

Refer to chapter 'Overview', subchapter 'Abnormal Ending'.



If an abend occurs, the procedure can be restarted as it is once the problem has been solved.

## REST - Input / Processing / Results

Batch procedure access authorization: one '\*' line with user code and password.

The structure of the specific input is described in the chart below.

Position	Length	Value	Meaning
2	1	'Y'	Line code
3	5	nnnnn	Number of gaps
8	2	pp	Number of gaps as a percentage
10	2		Language code (EN or FR)
12	1	'0'	No inhibition of journal
		'1'	Inhibition of journal (no journalization of update transactions)
		' '	Retrieval of previous value
13	1	'0'	No inhibition of job follow-up
		'1'	Inhibition of job follow-up
		' '	Retrieval of previous value
14	3	'REC'	If archived transactions recovered
17	4	XXXX	4-character Database code chosen by the Database Manager (displayed in the top-right corner of VA Pac screens)
21	4	nnnn	Maximum number of accesses for on-line searches in the Database (default value: 300)
25	1	'U'	Implicit update (default option)
		'N'	Explicit update
36	12		PFkeys assigned functions (2).
79	1		Dispatch option of Backup:
		'D'	Dispatch: sequential backup of the Database in three separate files.
		'N'	No Dispatch: standard backup of the Database in one PC file.
		' '	Retrieval of previous value

(1) The user can insert 'gaps' into the Database via the system corresponding sub-menu which will be used if new data is created in the Database.

(2): PFKeys assignment:

12-position table, with each position referring to a standard function.

To modify the PFkey assigned to a function, the value of the new PFkey coded in base 36 is entered in the corresponding position in the table.

For example, to assign function 1 to PFKey 17, enter code 'H' in position 1 of the table.

No validation is executed by the system. The PFkey assignment may be viewed on the corresponding sub-menu.

### Notes

The Database characteristics remain unchanged if there is no input.

Any field left blank will take on the current options.

The number of gaps entered is the minimum number for the Database. If the Database already contains more gaps than the number requested on input, this transaction will have no effect on the Database. If the number of gaps in the Database is smaller, the number of gaps allowed will be increased.

A number of gaps equal to NULL does not prevent the update of the Database, but reduces its performance.

The limit of on-line accesses to the Journal depends on the number specified as input to the restoration procedure.

If you do not want the update transactions of the Database to be saved in the Journal file, you can turn the 'journalization' off by setting this parameter to '1'.

In this case, it is not possible to restore the Database using the retrieval of archived transactions ('REC' entered on the input parameter line). It is therefore highly recommended to set this parameter to 0 (which is the default option), in order to avoid restoration problems.

In case of error, invalid parameters are ignored, and the system ensures restoration using the parameter values stored in the sequential image of the Database.

### Simplified restoration

If the backup was performed via a system utility followed by the SASY procedure, restoration via a utility must be followed by the RESY procedure, which ensures the consistency between files.

### Printed report

This procedure prints a report which lists the requested options, associated errors, the number of records restored in the Database for each file, the number of gaps, and the options stored in the new Database.

### Results

Once the procedure has been executed, the Database is ready to be used in batch or on-line mode.

Even if the resulting Database contains no gaps, it is still possible to perform an update. To do this, the system uses the features of the access method in use, which might have a slightly negative effect on system performance.

Therefore, it is highly advisable to secure a sufficient number of gaps in the Database in order to optimize system performance, thus avoiding sometimes costly updates when using access methods for space management.

### Note

Once this procedure is executed, the current session number is the same as the session number of the sequential image, or of the most recent transaction, if you have requested the retrieval of the archived transactions.

## **REST - Description of Steps**

### Note

The default value of the &ARCHJRNL parameter is NULLFILE. For a standard operation of the Database, this parameter must contain the DSNAMES of the archived transactions journal, in the following format:

```
ARCHJRNL='$INDUN..$BASE.PJ(0)'
```

To allow the retrieval of archived transactions, enter 'REC' in the procedure's parameter line.

User input recognition: PTU010

Code	Physical name	Type	Label
CARTE		Input	User parameters
PAC7AE	&INDSV..BVPAE	Input	Error messages
PACGGN	&INDSV..BVPGN	Input	Administration Database index
PACGGR	&INDSV..BVPGR	Input	Administration Database data
PACGGU	&INDSV..BVPGU	Input	Administration Database users
PAC7PC	&INDUN..&BASE.PC(0)	Input	Sequential image of the Development Database
PAC7PD	&INDUN..&BASE.PD(0)	Input	If Dispatch option of the backup: sequential image 2 of the Database
PAC7PY	&INDUN..&BASE.PY(0)	Input	If Dispatch option of the backup: sequential image 3 of the Database
PAC7MB	&&RESTMB	Output	Parameter
PAC7DD		Report	Batch procedures authorization option

Return code:

- 8: no authorization on batch procedure

Validation of journal existence: IDCAMS

LISTCAT of the journal file (AJ).

Return codes:

- 0 : The Journal file exists
- OTHER: The Journal file does not exist

Validation of journal contents: PTU380

This step is executed only if the Journal file exists.

Code	Physical name	Type	Label
PAC7MB	&&RESTMB	Input	User transactions
PAC7AE	&INDSV..BVPAE	Input	Error messages file
PAC7AJ	&INDUV..&BASE.AJ	Input	Journal file
PAC7EU		Report	(only if the journal was not archived)

Return codes:

- 0: The Journal file was archived.
- 8: The Journal file was not archived (no REST step is executed).

Definition of files: IDCAMS

This step is executed only if the Journal file has been archived. It executes a DELETE/DEFINE on the Database files.

Code	Physical name	Type	Label
	&INDUV..&BASE.AR	Output	Development Database data
	&INDUV..&BASE.AN	Output	Development Database index
	&INDUV..&BASE.AJ	Output	Development Database Journal
	&INDUV..&BASE.AY	Output	Development Database extension

Database restoration: PTU400

This step is executed only if the Journal file has been archived.

Code	Physical name	Type	Label
PAC7AE	&INDSV..BVPAE	Input	Error messages
PAC7MB	&&RESTMB	Input	User transaction
PAC7PC	&INDUN..&BASE.PC(0)	Input	Sequential image of the Development Database
PAC7PD	&INDUN..&BASE.PD(0)	Input	If backup option Dispatch: sequential image 2 of the Database
PAC7PY	&INDUN..&BASE.PY(0)	Input	If Dispatch option in save procedure: sequential image 3 of the Database
PAC7AR	&INDUV..&BASE.AR	Output	Development Database data
PAC7AN	&INDUV..&BASE.AN	Output	Development Database index
PAC7AY	&INDUV..&BASE.AY	Output	Development Database extension data
PAC7AJ	&INDUV..&BASE.AJ	Output	Development Database Journal
PAC7PS	&&PAC7PS	Output	Work file (2 records, length=144)
PAC7EU		Report	Backup report
PAC7DD		Report	Batch procedures authorization option

## Database availability - Transactions retrieval: PTU420

This step is executed if the Journal file has been archived. It updates the first record of the Data file.

### Warning

This step is REQUIRED to obtain a consistent Database.

Code	Physical name	Type	Label
PAC7AE	&INDSV..BVP AE	Input	Error messages
PAC7MB	&&RESTMB	Input	User transactions
PAC7AR	&INDUV..&BASE.AR	Input/ Output	Development Database data
PAC7JO	&ARCHJRN L	Input	Journal to apply
PAC7PS	&&PAC7PS	Input	Work file
PAC7OJ	&&PAC7OJ	Output	Update transactions (length=170)
PAC7EU		Report	Retrieval report

Return codes:

- 0: Transactions to be retrieved
- 4: No transactions to be retrieved or error on user input.

In case of abnormal end, the update cannot be performed.

## Update of the Administration Database: PACA15

Code	Physical name	Type	Label
PAC7AR	&INDUV..&BASE.AR	Output	Development Database data
PAC7AN	&INDUV.. &BASE.AN	Output	Development Database index
PAC7AY	&INDUV..&BASE.AY	Output	Development Database extension
PAC7AJ	DUMMY		
PAC7AE	&INDSV..BVP AE	Input	Error messages
PACGGN	&INDSV..BVPGN	Input	Administration Database index
PACGGR	&INDSV..BVPGR	Input	Administration Database data
PACGGY	&INDSV..BVPGY	Input	Administration Database extension
PACGGU	&INDSV..BVPGU	Input	Administration Database users

Code	Physical name	Type	Label
PAC7ME	DUMMY		
PAC7MV	&&PAC7OJ	Input	Update transactions
PAC7RB	DUMMY		
PAC7RY	DUMMY		
PAC7IE		Report	Update report (length=132)
PAC7IF		Report	List of erroneous transactions (length=132)

The list of transactions belonging to a user is preceded by a banner specifying the user code.

Return codes:

- 0: OK, no error
- 4: Error

## REST - Execution JCL

```

/** -----
/**      VISUALAGE PACBASE
/**
/** -----
/**      - RELOADING RESTORATION OF THE DATABASE -
/**
/** -----
/**
/** INPUT
/** COL 2      : "Y"
/** COL 3-7    : NUMBER OF GAPS IN ABSOLUTE VALUE
/** COL 8-9    : NUMBER OF GAPS IN PERCENTAGE ( / BASE )
/** COL 10-11  : INITIAL LANGUAGE CODE (FR, EN)
/** COL 12     : "1" INHIBITION OF TRANSACTION LOG
/** COL 14-16  : "REC" FOR RECOVERY OF ARCHIVED TRANSACTIONS
/** COL 17-20  : 4 CHARACTERS TO BE DISPLAYED
/**           : ON ALL SCREEN OF THE PRODUCT
/** COL 21-24  : "NNNN" MAXIMUM NUMBER OF SEARCH ACCESSES
/**           : TO THE DATABASE(LISTS)-(DEFAULT VALUE:300)
/** COL 25     : "U" (DEFAULT VALUE) : IMPLICIT UPDATE
/**           : "N" EXPLICIT UPDATE
/** COL 26-29  : CKECKPOINT FREQUENCY
/** COL 36-47  : PF-KEYS SIGNIFICATIONS
/** COL 79     : BACKUP FILES DISPATCH
/**           : "N" (DEFAULT VALUE) : NO DISPATCH (1 FILE)
/**           : "D" : DISPATCH (3 FILES)
/**
/** IN THE ABSENCE OF INPUT, THE RELOAD DOES NOT MODIFY THE
/** NUMBER OF EXISTING GAPS, AND OTHER DATA IS UNCHANGED.
/**
/** IF THE JOURNAL FILE OF TRANSACTIONS ON DISK (AJ) IS NOT

```

```

/** REINITIALIZED, THE RESTORE CHAIN IS NOT EXECUTED.
/** IT IS THEREFORE NECESSARY TO EXECUTE THE ARCH PROCEDURE
/** FIRST.
/** -----
//BVPREST  PROC BASE=$BASE,                CODE OF DEVPT DATABASE
//          INDSV='$INDSV',                INDEX OF SYSTEM VSAM FILES
//          INDUV='$INDUV',                INDEX OF USER VSAM FILES
//          INDUN='$INDUN',                INDEX OF USER NON VSAM FILES
/**:       VSAMCAT='$VCAT',                USER VSAM CATALOG
/**:       SYSTCAT='$SCAT',                SYSTEM VSAM CATALOG
//          STEPLIB='$HLQ..SBVPMBR8',     LIBRARY OF LOAD-MODULES
//          LSR='BLSR',                    LSR BATCH SYSTEM NAME
//          OUT=$OUT,                      OUTPUT CLASS
//          ARCHJRNL=NULLFILE,            DSN OF JOURNAL TO APPLY
//          UWK=$UWK,                      WORK UNIT
//          SPAAJ='(TRK,(10,5))'          EXTRACTED JOURNAL SPACE
//*****
//INPUT  EXEC PGM=BVPTU010
/**-----
//STEPLIB DD DSN=&STEPLIB,DISP=SHR
//          DD DSN=$BCOB,DISP=SHR
/**:STEPCAT DD DSN=&SYSTCAT,DISP=SHR
//SYSOUT  DD SYSOUT=&OUT
//CARTE   DD DDNAME=SYSIN
//PAC7AE  DD DSN=&INDSV..BVP AE,DISP=SHR
//GNLSR   DD DSN=&INDSV..BVP GN,DISP=SHR
//PACGGN  DD SUBSYS=(&LSR,'DDNAME=GNLSR','BUFND=10','BUFNI=10')
//GRLSR   DD DSN=&INDSV..BVP GR,DISP=SHR
//PACGGR  DD SUBSYS=(&LSR,'DDNAME=GRLSR','BUFND=10')
//GULSR   DD DSN=&INDSV..BVP GU,DISP=SHR
//PACGGU  DD SUBSYS=(&LSR,'DDNAME=GULSR','BUFND=10','BUFNI=10')
//PAC7DD  DD SYSOUT=&OUT
//PAC7MB  DD DSN=&&RESTMB,DISP=(,PASS),
//          UNIT=&UWK,SPACE=(TRK,(1,1),RLSE),
//          DCB=(RECFM=FB,LRECL=80,BLKSIZE=3440)
//PAC7PC  DD DSN=&INDUN..&BASE.PC(0),DISP=OLD
//PAC7PD  DD DSN=&INDUN..&BASE.PD(0),DISP=SHR
//PAC7PY  DD DSN=&INDUN..&BASE.PY(0),DISP=SHR
//EXISAJ  EXEC PGM=IDCAMS,COND=(0,NE,INPUT)
/**-----
/**:STEPCAT DD DSN=&SYSTCAT,DISP=SHR
/**:       DD DSN=&VSAMCAT,DISP=SHR
//SYSPRINT DD SYSOUT=&OUT
//SYSIN   DD DSN=&INDUN..&BASE.SY(LI&BASE.AJ),DISP=SHR
//PTU380  EXEC PGM=BVPTU380,COND=((0,NE,INPUT),(0,NE,EXISAJ))
/**-----
/**:STEPCAT DD DSN=&VSAMCAT,DISP=SHR
/**:       DD DSN=&SYSTCAT,DISP=SHR
//STEPLIB DD DSN=&STEPLIB,DISP=SHR
//          DD DSN=$BCOB,DISP=SHR
//SYSOUT  DD SYSOUT=&OUT
//PAC7MB  DD DSN=&&RESTMB,DISP=(OLD,PASS)
//PAC7AE  DD DSN=&INDSV..BVP AE,DISP=SHR
//PAC7AJ  DD DSN=&INDUV..&BASE.AJ,DISP=SHR
//PAC7EU  DD SYSOUT=&OUT

```



```

//DEFINE EXEC PGM=IDCAM,COND=((0,NE,INPUT),(0,NE,PTU380))
//*-----
//*:STEPCAT DD DSN=&VSAMCAT,DISP=SHR
//SYSPRINT DD SYSOUT=&OUT
//SYSIN DD DSN=&INDUN..&BASE.SY(DF&BASE.AN),DISP=SHR
// DD DSN=&INDUN..&BASE.SY(DF&BASE.AR),DISP=SHR
// DD DSN=&INDUN..&BASE.SY(DF&BASE.AJ),DISP=SHR
// DD DSN=&INDUN..&BASE.SY(DF&BASE.AY),DISP=SHR
//PTU400 EXEC PGM=BVPTU400,COND=((0,NE,INPUT),(0,NE,PTU380),
// (0,NE,DEFINE))
//*-----
//*:STEPCAT DD DSN=&SYSTCAT,DISP=SHR
//*: DD DSN=&VSAMCAT,DISP=SHR
//STEPLIB DD DSN=&STEPLIB,DISP=SHR
// DD DSN=$BCOB,DISP=SHR
//SYSOUT DD SYSOUT=&OUT
//PAC7AE DD DSN=&INDSV..BVPAE,DISP=SHR
//PAC7AJ DD DSN=&INDUV..&BASE.AJ,DISP=SHR
//PAC7AN DD DSN=&INDUV..&BASE.AN,DISP=SHR,
// AMP=('BUFNI=1,BUFND=4')
//PAC7AR DD DSN=&INDUV..&BASE.AR,DISP=SHR,
// AMP=('BUFND=4')
//PAC7AY DD DSN=&INDUV..&BASE.AY,DISP=SHR,
// AMP=('BUFND=4')
//PAC7EU DD SYSOUT=&OUT
//PAC7DD DD SYSOUT=&OUT
//PAC7MB DD DSN=&&RESTMB,DISP=(OLD,PASS)
//PAC7PC DD DSN=&INDUN..&BASE.PC(0),DISP=OLD
//PAC7PD DD DSN=&INDUN..&BASE.PD(0),DISP=SHR
//PAC7PY DD DSN=&INDUN..&BASE.PY(0),DISP=SHR
//PAC7PS DD DSN=&&PAC7PS,DISP=(,PASS),UNIT=&UWK,SPACE=(TRK,1),
// DCB=(RECFM=FB,LRECL=144,BLKSIZE=144)
//SYSUDUMP DD SYSOUT=&OUT
//PTU420 EXEC PGM=BVPTU420,COND=((0,NE,INPUT),(0,NE,PTU380),
// (0,NE,DEFINE),(0,NE,PTU400))
//*-----
//*:STEPCAT DD DSN=&VSAMCAT,DISP=SHR
//*: DD DSN=&SYSTCAT,DISP=SHR
//STEPLIB DD DSN=&STEPLIB,DISP=SHR
// DD DSN=$BCOB,DISP=SHR
//SYSOUT DD SYSOUT=&OUT
//PAC7MB DD DSN=&&RESTMB,DISP=(OLD,DELETE)
//PAC7JO DD DSN=&ARCHJRN,DISP=OLD
//PAC7AE DD DSN=&INDSV..BVPAE,DISP=SHR
//PAC7AR DD DSN=&INDUV..&BASE.AR,DISP=SHR
//PAC7OJ DD DSN=&&PAC7OJ,DISP=(,PASS),
// UNIT=&UWK,SPACE=&SPAAJ,
// DCB=(RECFM=FB,LRECL=170,BLKSIZE=27880)
//PAC7PS DD DSN=&&PAC7PS,DISP=(OLD,DELETE)
//PAC7EU DD SYSOUT=&OUT
//SYSUDUMP DD SYSOUT=&OUT
//PACA15 EXEC PGM=BVPACA15,COND=((0,NE,INPUT),(0,NE,PTU380),
// (0,NE,DEFINE),(0,NE,PTU400),(0,NE,PTU420))
//*-----
//*:STEPCAT DD DSN=&SYSTCAT,DISP=SHR

```

```

//*:      DD DSN=&VSAMCAT,DISP=SHR
//STEPLIB DD DSN=&STEPLIB,DISP=SHR
//        DD DSN=$BCOB,DISP=SHR
//SYSOUT  DD SYSOUT=&OUT
//PAC7AE  DD DSN=&INDSV..BVPAE,DISP=SHR
//PAC7AJ  DD DUMMY
//ANLSR   DD DSN=&INDUV..&BASE.AN,DISP=SHR
//PAC7AN  DD SUBSYS=(&LSR,'DDNAME=ANLSR','BUFND=40','BUFNI=30')
//ARLSR   DD DSN=&INDUV..&BASE.AR,DISP=SHR
//PAC7AR  DD SUBSYS=(&LSR,'DDNAME=ARLSR','BUFND=40')
//AYLSR   DD DSN=&INDUV..&BASE.AY,DISP=SHR
//PAC7AY  DD SUBSYS=(&LSR,'DDNAME=AYLSR','BUFND=40')
//GNLSR   DD DSN=&INDSV..BVPGN,DISP=SHR
//PACGGN  DD SUBSYS=(&LSR,'DDNAME=GNLSR','BUFND=10','BUFNI=10')
//GRLSR   DD DSN=&INDSV..BVPGR,DISP=SHR
//PACGGR  DD SUBSYS=(&LSR,'DDNAME=GRLSR','BUFND=10')
//GYLSR   DD DSN=&INDSV..BVPGY,DISP=SHR
//PACGGY  DD SUBSYS=(&LSR,'DDNAME=GYLSR','BUFND=10')
//GULSR   DD DSN=&INDSV..BVPGU,DISP=SHR
//PACGGU  DD SUBSYS=(&LSR,'DDNAME=GULSR','BUFND=10','BUFNI=10')
//PAC7IE  DD SYSOUT=&OUT
//PAC7IF  DD SYSOUT=&OUT
//PAC7ME  DD DUMMY,DCB=BLKSIZE=353
//PAC7MV  DD DSN=&&PAC70J,DISP=(OLD,DELETE)
//PAC7RB  DD DUMMY,DCB=BLKSIZE=80
//PAC7RY  DD DUMMY,DCB=BLKSIZE=310
//SYSUDUMP DD SYSOUT=&OUT

```

---

## RESY - Database System Restoration Complement

### RESY - Introduction

This procedure restores a Database that can be managed in on-line mode, from a System backup obtained through a utility and completed by the SASY procedure.

It complements the restoration of the Data (AR), Index (AN), and Extension (AY) files performed by a system utility, by reinitializing the Journal (AJ) file.

Through the RESY procedure, the archived transactions can be retrieved if 'REC' is entered on the input parameter line.

If the Journal file is not reinitialized, it must be archived prior to the System utility restoration and RESY procedures.

#### Execution conditions

This procedure can be executed only after the AN, AR and AY files have been retrieved by the on-site system utility.

On-line access must be closed.

### Abnormal execution

If an abend occurs, the procedure can be restarted as it is once the problem has been solved.

### Printed report

The RESY procedure prints a report which lists the requested options and related errors, the number of records reloaded in the Database per file, the number of gaps and the options memorized in the new Database.

### Results

Once the procedure has been executed, the network can be used in both batch or on-line modes.

**Note:** After the procedure execution, the current session number is the session number of the restored image, or of the most recent transaction if the retrieval of archived transactions has been requested.

## **RESY - Input / Processing / Results**

A '\*' line with user code and password.

The input has the following structure:

Position	Length	Value	Meaning
2	1	'Y'	Line code
10	2		Language code (EN or FR)
12	1	'0'	No journal inhibition
		'1'	Inhibition of journal (update transactions are not journalized)
		' '	Retrieval of the last value
14	3	'REC'	If archived transactions are to be retrieved
17	4	XXXX	4-character Database code chosen by the Database Manager (displayed in the top-right corner of all screens)
21	4	nnnn	Maximum number of accesses for on-line searches in the Database (default value: 300)
25	1	'U'	Implicit update (default option)
		'N'	Explicit update

Position	Length	Value	Meaning
36	12		PFkeys assigned functions (1)
79	1		Dispatch option of backup
		'D'	Dispatch: Sequential backup of the Database on three separate files.
		'N'	No Dispatch: Standard backup on a single PC file.
		' '	Same as previous execution.

(1) PFKeys assignment:

12-position table: each position corresponds to a standard function. To modify the PFkey assigned to a function, the value of the new PFkey coded in base 36 is entered in the corresponding position in the table.

#### Example

To assign function 1 to PFkey 17, code 'H' in position 1 of the table.

No validation procedure is executed by the system. The PFkey assignment may be viewed on the corresponding sub-menu.

#### Note

If there is no input, the Database characteristics don't change.

Any field left blank defaults to the current option selection.

The number of gaps cannot be specified by this procedure

(refer to the REST procedure).

If you do not want the update transactions of the Database to be saved on the Journal file, you can turn "journalization" off by setting this parameter to '1'. In this case, it is not possible to restore the Database using the recovery of the archived transactions (REC parameter in the user input).

It is thus highly recommended that you set this parameter to '0' or leave it blank (default option), in order to avoid restoration problems.

In case of error, invalid parameters are ignored, and the system ensures restoration using the parameter values stored in the sequential image of the Database.

## RESY - Description of Steps

### Note

The default value of the &ARCHJRNL parameter is NULLFILE. For a standard operation of the Database, this parameter must contain the DSNAME of the archived transactions journal, in the following format:

```
ARCHJRNL='$INDUN..$BASE.PJ(0)'
```

to be able to retrieve backed-up transactions ('REC' is required on the parameter procedure line).

### User input recognition: PTU004

Code	Physical name	Type	Label
CARTE	SYSIN	Input	Parameter
PAC7MB	&&RESYMB	Output	Parameter
PAC7AE	&INDSV..BVP AE	Input	Error messages
PACGGN	&INDSV..BVP GN	Input	Administration Database index
PACGGR	&INDSV..BVP GR	Input	Administration Database data
PACGGU	&INDSV..BVP GU	Input	Administration Database users
PAC7AR	&INDUN.. &BASE.AR	Input	Development Database data
PAC7DD		Report	Batch procedures authorization option

Return code:

- 8: no batch procedure authorization

### Validation of journal existence: IDCAMS

LISTCAT of the journal file (AJ).

Return codes:

- 0 : The Journal file exists
- OTHER: The Journal file does not exist

### Validation of journal contents: PTU380

This step is executed only if the Journal file exists.

Code	Physical name	Type	Label
PAC7MB	&&RESTMB	Input	User transactions
PAC7AE	&INDSV..BVPAE	Input	Error messages file
PAC7AJ	&INDUV..&BASE.AJ	Input	Journal file
PAC7EU		Report	(only if the journal was not archived)

Return codes:

- 0: The Journal file was archived.
- 8: The Journal file was not archived (no REST step is executed).

Database positioning: PTU402

This step is executed only if the Journal file has been archived.

Code	Physical name	Type	Label
PAC7AR	&INDUV..&BASE.AR	Output	Data file
PAC7AE	&INDSV..BVPAE	Input	Error messages
PACGGN	&INDSV..BVPGN	Input	Administration Database index
PACGGR	&INDSV..BVPGR	Input	Administration Database data
PACGGU	&INDSV..BVPGU	Input	Administration Database users
PAC7MB	&&RESYMB	Input	User transactions
PAC7PS	&&PAC7PS	Output	Work file (2 records, length=144)
PAC7GZ		Report	Restoration report

Database availability - Transactions retrieval: PTU420

This step is executed if the Journal file has been archived. It updates the first record of the Data file.

Warning

This step is REQUIRED to obtain a consistent Database.

Code	Physical name	Type	Label
PAC7AE	&INDSV..BVPAE	Input	Error messages
PAC7MB	&&RESTMB	Input	User transactions
PAC7AR	&INDUV..&BASE.AR	Input/ Output	Development Database data

Code	Physical name	Type	Label
PAC7JO	&ARCHJRNL	Input	Journal to apply
PAC7PS	&&PAC7PS	Input	Work file
PAC7OJ	&&PAC7OJ	Output	Update transactions (length=170)
PAC7EU		Report	Retrieval report

Return codes:

- 0: Transactions to be retrieved
- 4: No transactions to be retrieved or error on user input.

In case of abnormal end, the update cannot be performed.

#### Update of the Administration Database: PACA15

Code	Physical name	Type	Label
PAC7AR	&INDUV..&BASE.AR	Output	Development Database data
PAC7AN	&INDUV.. &BASE.AN	Output	Development Database index
PAC7AY	&INDUV..&BASE.AY	Output	Development Database extension
PAC7AJ	DUMMY		
PAC7AE	&INDSV..BVP AE	Input	Error messages
PACGGN	&INDSV..BVP GN	Input	Administration Database index
PACGGR	&INDSV..BVP GR	Input	Administration Database data
PACGGY	&INDSV..BVP GY	Input	Administration Database extension
PACGGU	&INDSV..BVP GU	Input	Administration Database users
PAC7ME	DUMMY		
PAC7MV	&&PAC7OJ	Input	Update transactions
PAC7RB	DUMMY		
PAC7RY	DUMMY		
PAC7IE		Report	Update report (length=132)
PAC7IF		Report	List of erroneous transactions (length=132)

The list of transactions belonging to a user is preceded by a banner specifying the user code.

Return codes:

- 0: OK, no error
- 4: Error

## RESY - Execution JCL

```

/** -----
/**      VISUALAGE PACBASE
/** -----
/**      - 'SYSTEM' RELOADING RESTORATION COMPLEMENT -
/** -----
/**
/**
/** INPUT
/** COL 2      : "Y"
/** COL 10-11  : INITIAL LANGUAGE CODE (FR, EN)
/** COL 12     : "1" INHIBITION OF TRANSACTION LOG
/** COL 14-16  : "REC" FOR RECOVERY OF ARCHIVED TRANSACTIONS
/** COL 17-20  : 4 CHARACTERS TO BE DISPLAYED ON ALL
/**           : SCREEN OF THE PRODUCT
/** COL 21-24  : "NNNN" MAXIMUM NUMBER OF SEARCH ACCESSES
/**           : TO THE DATABASE(LISTS)-(DEFAULT VALUE:300)
/** COL 25     : "U" (DEFAULT VALUE) : IMPLICIT UPDATE
/**           : "N" EXPLICIT UPDATE
/** COL 26-29  : CKECKPOINT FREQUENCY
/** COL 36-47  : PF-KEYS SIGNIFICATIONS
/** COL 79     : BACKUP FILES DISPATCH
/**           : "N" (DEFAULT VALUE) : NO DISPATCH (1 FILE)
/**           : "D" : DISPATCH (2 FILES)
/**
/** IF THE JOURNAL FILE OF TRANSACTIONS ON DISK (AJ) IS NOT
/** REINITIALIZED, THE RESTORE CHAIN IS NOT EXECUTED.
/** IT IS THEREFORE NECESSARY TO EXECUTE THE ARCH
/** PROCEDURE FIRST.
/** -----
/**
/**BVPRESY  PROC BASE=$BASE,           CODE OF DEVPT DATABASE
/**          INDSV='$INDSV',           INDEX OF SYSTEM VSAM FILES
/**          INDUN='$INDUN',           INDEX OF USER NON VSAM FILES
/**          INDUV='$INDUV',           INDEX OF USER VSAM FILES
/***:       VSAMCAT='$VCAT',           USER VSAM CATALOG
/***:       SYSCAT='$SCAT',           SYSTEM VSAM CATALOG
/**          STEPLIB='$HLQ..SBVPMBR8', LIBRARY OF LOAD-MODULES
/**          LSR='BLSR',               LSR BATCH SYSTEM NAME
/**          OUT=$OUT,                 OUTPUT CLASS
/**          ARCHJRNL=NULLFILE,        DSN OF JOURNAL TO APPLY
/**          UWK=$UWK,                 WORK UNIT
/**          SPAAJ='(TRK,(10,5))'      EXTRACTED JOURNAL SPACE
/*******
/**INPUT EXEC PGM=BVPTU004
/**-----
/**STEPLIB DD DSN=&STEPLIB,DISP=SHR
/**          DD DSN=$BCOB,DISP=SHR

```



```

/*:STEPCAT DD DSN=&SYSTCAT,DISP=SHR

//SYSOUT DD SYSOUT=&OUT
//CARTE DD DDNAME=SYSIN
//PAC7AE DD DSN=&INDSV..BVPAE,DISP=SHR
//GNLSR DD DSN=&INDSV..BVPGN,DISP=SHR
//PACGGN DD SUBSYS=(&LSR,'DDNAME=GNLSR','BUFND=10','BUFNI=10')
//GRLSR DD DSN=&INDSV..BVPGR,DISP=SHR
//PACGGR DD SUBSYS=(&LSR,'DDNAME=GRLSR','BUFND=10')
//GULSR DD DSN=&INDSV..BVPGU,DISP=SHR
//PACGGU DD SUBSYS=(&LSR,'DDNAME=GULSR','BUFND=10','BUFNI=10')
//PAC7DD DD SYSOUT=&OUT
//PAC7MB DD DSN=&&RESYMB,DISP=(,PASS),
// UNIT=&UWK,SPACE=(TRK,(1,1),RLSE),
// DCB=(RECFM=FB,LRECL=80,BLKSIZE=3440)
//PAC7AR DD DSN=&INDUV..&BASE.AR,DISP=SHR
//EXISAJ EXEC PGM=IDCAMS,COND=(0,NE,INPUT)
/*-----
/*:STEPCAT DD DSN=&VSAMCAT,DISP=SHR
//SYSPRINT DD SYSOUT=&OUT
//SYSIN DD DSN=&INDUN..&BASE.SY(LI&BASE.AJ),DISP=SHR
//PTU380 EXEC PGM=BVPTU380,COND=((0,NE,INPUT),(0,NE,EXISAJ))
/*-----
/*:STEPCAT DD DSN=&VSAMCAT,DISP=SHR
/*: DD DSN=&SYSTCAT,DISP=SHR
//STEPLIB DD DSN=&STEPLIB,DISP=SHR
// DD DSN=$BCOB,DISP=SHR
//SYSOUT DD SYSOUT=&OUT
//PAC7MB DD DSN=&&RESYMB,DISP=(OLD,PASS)
//PAC7AE DD DSN=&INDSV..BVPAE,DISP=SHR
//PAC7AJ DD DSN=&INDUV..&BASE.AJ,DISP=SHR
//PAC7EU DD SYSOUT=&OUT
//PTU402 EXEC PGM=BVPTU402,COND=((0,NE,INPUT),(0,NE,PTU380))
/*-----
/*:STEPCAT DD DSN=&VSAMCAT,DISP=SHR
/*: DD DSN=&SYSTCAT,DISP=SHR
//STEPLIB DD DSN=&STEPLIB,DISP=SHR
// DD DSN=$BCOB,DISP=SHR
//SYSOUT DD SYSOUT=&OUT
//PAC7AE DD DSN=&INDSV..BVPAE,DISP=SHR
//PAC7AR DD DSN=&INDUV..&BASE.AR,DISP=SHR
//GNLSR DD DSN=&INDSV..BVPGN,DISP=SHR
//PACGGN DD SUBSYS=(&LSR,'DDNAME=GNLSR','BUFND=10','BUFNI=10')
//GRLSR DD DSN=&INDSV..BVPGR,DISP=SHR
//PACGGR DD SUBSYS=(&LSR,'DDNAME=GRLSR','BUFND=10')
//GULSR DD DSN=&INDSV..BVPGU,DISP=SHR
//PACGGU DD SUBSYS=(&LSR,'DDNAME=GULSR','BUFND=10','BUFNI=10')
//PAC7GZ DD SYSOUT=&OUT
//PAC7MB DD DSN=&&RESYMB,DISP=(OLD,PASS)
//PAC7PS DD DSN=&&PAC7PS,DISP=(,PASS),UNIT=&UWK,SPACE=(TRK,1),
// DCB=(RECFM=FB,LRECL=144,BLKSIZE=144)
//SYSUDUMP DD SYSOUT=&OUT
//PTU420 EXEC PGM=BVPTU420,
// COND=((0,NE,INPUT),(0,NE,PTU380),(0,NE,PTU402))
/*-----

```

```

//*:STEPCAT DD DSN=&VSAMCAT,DISP=SHR
//*:      DD DSN=&SYSTCAT,DISP=SHR
//STEPLIB DD DSN=&STEPLIB,DISP=SHR
//      DD DSN=$BCOB,DISP=SHR
//SYSOUT  DD SYSOUT=&OUT
//PAC7MB DD DSN=&&RESYMB,DISP=(OLD,DELETE)
//PAC7JO DD DSN=&ARCHJRN,DISP=OLD
//PAC7AE DD DSN=&INDSV..BVPAE,DISP=SHR
//PAC7AR DD DSN=&INDUV..&BASE.AR,DISP=SHR
//PAC7OJ DD DSN=&&PAC7OJ,DISP=(,PASS),
//      UNIT=&UWK,SPACE=&SPAAJ,
//      DCB=(RECFM=FB,LRECL=170,BLKSIZE=27880)
//PAC7PS DD DSN=&&PAC7PS,DISP=(OLD,DELETE)
//PAC7EU DD SYSOUT=&OUT
//SYSUDUMP DD SYSOUT=&OUT
//PACA15 EXEC PGM=BVPACA15,
// COND=((0,NE,INPUT),(0,NE,PTU380),(0,NE,PTU402),(0,NE,PTU420))
//*-----
//*:STEPCAT DD DSN=&SYSTCAT,DISP=SHR
//*:      DD DSN=&VSAMCAT,DISP=SHR
//STEPLIB DD DSN=&STEPLIB,DISP=SHR
//      DD DSN=$BCOB,DISP=SHR
//SYSOUT  DD SYSOUT=&OUT
//ANLSR  DD DSN=&INDUV..&BASE.AN,DISP=SHR
//PAC7AN DD SUBSYS=(&LSR,'DDNAME=ANLSR','BUFND=40','BUFNI=30')
//ARLSR  DD DSN=&INDUV..&BASE.AR,DISP=SHR
//PAC7AR DD SUBSYS=(&LSR,'DDNAME=ARLSR','BUFND=40')
//AYLSR  DD DSN=&INDUV..&BASE.AY,DISP=SHR
//PAC7AY DD SUBSYS=(&LSR,'DDNAME=AYLSR','BUFND=40')
//GNLSR  DD DSN=&INDSV..BVPGN,DISP=SHR
//PACGGN DD SUBSYS=(&LSR,'DDNAME=GNLSR','BUFND=10','BUFNI=10')
//GRLSR  DD DSN=&INDSV..BVPGR,DISP=SHR
//PACGGR DD SUBSYS=(&LSR,'DDNAME=GRLSR','BUFND=10')
//GYLSR  DD DSN=&INDSV..BVPGY,DISP=SHR
//PACGGY DD SUBSYS=(&LSR,'DDNAME=GYLSR','BUFND=10')
//GULSR  DD DSN=&INDSV..BVPGU,DISP=SHR
//PACGGU DD SUBSYS=(&LSR,'DDNAME=GULSR','BUFND=10','BUFNI=10')
//PAC7AJ DD DUMMY
//PAC7AE DD DSN=&INDSV..BVPAE,DISP=SHR
//PAC7IE DD SYSOUT=&OUT
//PAC7IF DD SYSOUT=&OUT
//PAC7ME DD DUMMY,DCB=BLKSIZE=353
//PAC7MV DD DSN=&&PAC7OJ,DISP=(OLD,DELETE)
//PAC7RB DD DUMMY,DCB=BLKSIZE=80
//PAC7RY DD DUMMY,DCB=BLKSIZE=310
//SYSUDUMP DD SYSOUT=&OUT

```

---

## ARCH - Journal Archiving

### ARCH - Introduction

This procedure saves the Journal file as a sequential file, and re-initializes it both logically and physically.

Archived transactions do not override the transactions that were previously archived, but are added to them.

The archived transactions file may be purged. Purged transactions may then be saved in another file (PQ).

Previously archived transactions can be purged, if requested. (However, non-archived journal transactions cannot be purged.)

#### Execution conditions

On-line access must be closed.

#### Abnormal execution

If an abend occurs before the step that creates the Journal file, the procedure can be restarted as it is once the problem has been solved.

Otherwise, the procedure must be restarted after a modification of the user input in order to specify a re-initialization request without a backup of the Journal file, since it has already been saved.

#### Note

For the systems which use generation files (MVS...), the +1 version of the archived transaction file can be cataloged even if the procedure abended. In this case, the procedure must be executed again with the -1 version of the archived transaction file as input (not the 0 version).

### **ARCH - Input / Processing / Results**

Batch procedure access authorization option: one '\*' line with user code and password.

This procedure includes specific optional input to:

- Deactivate the previously archived transactions that are considered obsolete.
- Indicate the absence of previously archived transactions in input.
- Indicate the unavailability of the Data file (AR) in input.
- Request only the re-initialization of the transaction file.

The structure of this input is as follows:

Position	Length	Value	Meaning
2	1	'S'	Line code

Position	Length	Value	Meaning
3	4	nnnn	Session number
7	8	ccyymmdd	OR date up to which the user requests deactivation
15	1	'I'	Absence of previously archived transactions
16	1	'D'	Data file unavailable
17	1	'J'	Re-initialization without backup, the transactions already archived are NOT retrieved in output.

The session number and the date are exclusive. They are ignored if the absence of input transactions is detected (refer to Section Recommendations).

The unavailability of the Data file is to be indicated only when this file has been physically deleted. (See Section Recommendations below.)

A request to re-initialize without archiving is necessary when the Journal file is physically deleted.

### Warning

In this case, the transactions which were already archived are not copied to the output archived transactions file. (If this input file is automatically catalogued by the operating system, the transactions already archived may be lost unless the file is uncatalogued).

If an error occurs on one of the options, a message is printed and the archive is generated using the default options.

### Recommendations

If there is no user input, this procedure can only be executed if the Database is in a consistent state, and if the archived transaction file is correctly formatted.

When the Database needs to be restored after an abend or a system failure, some information in the Specifications Dictionary is sometimes lost, thus preventing the execution of the backup and restoration procedures.

In this case, AND IN THIS CASE ONLY, columns 15 to 17 of the user input are to be used as follows:

- If the Data file is lost or has been flagged as 'inconsistent', a 'D' in column 16 means that the backup procedure will not take the Data file into account. However, the restoration procedure must be executed afterward, since under these conditions, the backup procedure leaves the Database in an inconsistent state.
- If the Journal file is lost or destroyed, a 'J' must be entered in column 17. As a result, the backup procedure formats an empty Journal file. The restoration procedure may then be executed (not compulsory). In this case, the content of the journal file is lost.
- If the archived transactions file is lost or destroyed, an 'T' must be entered in column 15. As a result, the archiving procedure reformats a new sequential backup file of (archived) transactions and the previous file is lost.

You are strongly advised against indicating these options in operation JCLs. It is recommended to duplicate them in a temporary JCL before the execution.

If one of these columns is accidentally set, and if the archiving procedure is executed while the Database is in a consistent state, the consequences are:

- 'T' in col. 15: Previously archived transactions are lost. All transactions can be recovered by concatenating (-1) and (0) files to obtain (+1) file.
- 'D' in col. 16: The archiving procedure must be re-executed BEFORE any update on the Database. If an update is performed, the Database will have to be restored completely. However the freeze transactions will be lost.
- 'J' in col. 17: The contents of the Journal file are definitely lost. The output Journal file, (+1 version in the case of generation data files), is created empty.

### Printed output

This procedure prints a report which states the number of archived transactions and, if applicable, the number of records that have been 'purged'.

### Results

Once this procedure is executed, a sequential file containing all archived transactions is obtained.

The Journal file which displays on-line transactions is re-initialized.

It is also possible to store on another file all transactions that have been purged.

### Note

This procedure does not increment the session number.

## ARCH - Description of Steps

Input recognition: PTU001

Check of VSAM files: IDCAMS

Archiving of journal file: PTU300

This step:

- writes obsolete transactions to be purged on to a special file, if the purge is requested in user input.
- positions a flag in the Data file indicating the journal archive.
- updates the file of archived transactions.

Code	Physical name	Type	Label
PAC7AE	&INDSV..BVP AE	Input	Error messages
PACGGN	&INDSV..BVP GN	Input	Administration Database index
PACGGR	&INDSV..BVP GR	Input	Administration Database data
PACGGU	&INDSV..BVP GU	Input	Administration Database users
PAC7JP	&INDUN..&BASE.PJ(0)	Input	Previously archived transactions
PAC7AJ	&INDUV..&BASE.AJ	Input	Development Database journal to re-initialize
PAC7MB	&&ARCHMB	Input	User transactions
PAC7BM	&&ARCHBM	Output	User transactions
PAC7AR	&INDUV..&BASE.AR	Input/Output	Development Database data
PAC7PJ	&INDUN..&BASE.PJ(+1)	Output	Archived update transactions
PAC7PQ	DUMMY	Output	Deactivated transactions (length=170): : modify the file name to keep the transactions
PAC7EU		Report	Output report
PAC7DD		Report	Batch procedures authorization option

Return codes:

- 0: No error detected on the files,
- 4: Error in journal record (Date or session number not numeric)
- 8: No access authorization for batch procedure, OR: invalid Database; in this case, restart the procedure with 'D' in column 16 of the user input .

- 12: Input-output error on a file.

#### Creation of the journal file: IDCAMS

This step executes a DELETE/DEFINE on the Journal file (AJ).

Code	Physical name	Type	Label
	&INDUV..&BASE.AJ	Output	Development Database journal

#### Re-initialization of the journal file: PTU320

This step executes the following:

- Creates the first record in the Journal file,
- Re-initializes the Data file flag with the Journal file's address.

Code	Physical name	Type	Label
PAC7BM	&&ARCHBM	Input	User transactions
PAC7AR	&INDUV..&BASE.AR	Input/ Output	Data file
PAC7AE	&INDSV..BVP AE	Input	Error messages file
PAC7AJ	&INDUV..&BASE.AJ	Output	Journal file to re-initialize
PAC7EU		Report	Re-initialization report

Return codes:

- 0: No error detected,
- 8: The Database is invalid.

If the archiving and backup procedures are grouped into one job, the PTU320 return code can be tested in order to condition the execution of the backup programs.

#### Deletion of archival if Database inconsistency: IEFBR14

This step is executed if the return code of the archiving program (PTU300) is other than zero.

Code	Physical name	Type	Label
DDPJ	&INDUN..&BASE.PJ(+1)	Input	Archived update transactions

## ARCH - Execution JCL

```

/** -----
/**      VISUALAGE PACBASE
/**
/** -----
/**          - ARCHIVAL OF THE JOURNAL -
/**
/** -----
/**
/** INPUT      : COMMAND FOR DEACTIVATION OF ARCHIVED
/**            : TRANSACTION
/** COL 2      : "S"
/** COL 3 TO 6 : SESSION NUMBER
/** COL 7 TO 14 : DATE (CCYYMMDD)
/** COL 15     : " " PRESENCE OF ARCHIVED TRANSACTION FILE
/**           : "I" ABSENCE OF ARCHIVED TRANSACTION FILE
/** COL 16     : " " PRESENCE OF DATA FILE (AR)
/**           : "D" ABSENCE OF DATA FILE (AR)
/** COL 17     : " " ARCHIVAL AND REINITIALIZATION
/**           : "J" REINITIALIZATION WITHOUT ARCHIVAL
/**
/** IN THE ABSENCE OF INPUT (OR ERROR ON A COMMAND PARAM.)
/** NO DEACTIVATION WILL TAKE PLACE, HOWEVER ARCHIVAL AND
/** REINITIALIZATION WILL BE EXECUTED NORMALLY.
/**
/** TRANSACTIONS WHOSE SESSION (DATE) IS PRIOR OR EQUAL TO
/** THE SESSION (DATE) INDICATED ARE NOT KEPT. THEY ARE
/** RECOVERED IN THE FILE OF DEACTIVATED TRANSACTION.
/**
/** -----
/**BVPARCH  PROC BASE=$BASE,           CODE OF DEVPT DATABASE
/**          INDSN='$INDSN',           INDEX OF SYSTEM NON VSAM FILES
/**          INDSV='$INDSV',           INDEX OF SYSTEM VSAM FILES
/**          INDUV='$INDUV',           INDEX OF USER VSAM FILES
/**          INDUN='$INDUN',           INDEX OF USER NON VSAM FILES
/***:        VSAMCAT='$VCAT',           USER VSAM CATALOG
/***:        SYSCAT='$SCAT',           SYSTEM VSAM CATALOG
/**          STEPLIB='$HLQ..SBVPMBR8', LIBRARY OF LOAD-MODULES
/**          DSCB='$DSCB',             DSCB MODEL FILE
/**          OUT=$OUT,                 OUTPUT CLASS
/**          VOLS='SER=$VOLUN',        VOLUME OF ARCHIVED JOURNAL
/**          UNITS=$UNITUN,            BACKUP UNIT (DISK OR CARTRIDGE)
/**          UWK=$UWK,                 WORK UNIT
/**          SPAPJ='(TRK,(100,10),RLSE)' SPACE OF JOURNAL
/*******
/**INPUT EXEC PGM=BVPTU001
/**-----
/**STEPLIB DD DSN=&STEPLIB,DISP=SHR
/**        DD DSN=$BCOB,DISP=SHR
/**CARTE  DD DDNAME=SYSIN
/**PAC7MB DD DSN=&&ARCHMB,DISP=(,PASS),
/**        UNIT=&UWK,SPACE=(TRK,(5,1),RLSE),
/**        DCB=(RECFM=FB,LRECL=80,BLKSIZE=6160)
/**VERIFY EXEC PGM=IDCAM5
/**-----

```



```

//*:STEPCAT DD DSN=&VSAMCAT,DISP=SHR
//*:      DD DSN=&SYSTCAT,DISP=SHR
//SYSPRINT DD SYSOUT=&OUT
//PAC7AJ DD DSN=&INDUV..&BASE.AJ,DISP=SHR
//PAC7AR DD DSN=&INDUV..&BASE.AR,DISP=SHR
//SYSIN DD DSN=&INDSN..BVPSY(VERIFAJ),DISP=SHR
//      DD DSN=&INDSN..BVPSY(VERIFAR),DISP=SHR
//PTU300 EXEC PGM=BVPTU300
//*-----
//*:STEPCAT DD DSN=&VSAMCAT,DISP=SHR
//*:      DD DSN=&SYSTCAT,DISP=SHR
//STEPLIB DD DSN=&STEPLIB,DISP=SHR
//      DD DSN=$BCOB,DISP=SHR
//SYSOUT DD SYSOUT=&OUT
//PAC7MB DD DSN=&&ARCHMB,DISP=(OLD,DELETE)
//PAC7BM DD DSN=&&ARCHBM,DISP=(,PASS),
//      UNIT=&UWK,SPACE=(TRK,(5,1),RLSE),
//      DCB=(RECFM=FB,LRECL=80,BLKSIZE=6160)
//PAC7AE DD DSN=&INDSV..BVPAE,DISP=SHR
//PAC7AR DD DSN=&INDUV..&BASE.AR,DISP=SHR
//PAC7AJ DD DSN=&INDUV..&BASE.AJ,DISP=SHR
//PACGGN DD DSN=&INDSV..BVPGN,DISP=SHR
//PACGGR DD DSN=&INDSV..BVPGR,DISP=SHR
//PACGGU DD DSN=&INDSV..BVPGU,DISP=SHR
//PAC7JP DD DSN=&INDUN..&BASE.PJ(0),DISP=OLD
//PAC7PJ DD DSN=&INDUN..&BASE.PJ(+1),
//      DISP=(,CATLG,DELETE),
//      UNIT=&UNITS,
//      VOL=&VOLS,
//      SPACE=&SPAPJ,
//      DCB=(&DSCB,RECFM=FB,LRECL=170,BLKSIZE=27880)
//PAC7PQ DD DUMMY,DCB=BLKSIZE=170
//PAC7EU DD SYSOUT=&OUT
//PAC7DD DD SYSOUT=&OUT
//SYSUDUMP DD SYSOUT=&OUT
//DELDEF EXEC PGM=IDCAMS,COND=(4,LT,PTU300)
//*-----
//*:STEPCAT DD DSN=&VSAMCAT,DISP=SHR
//SYSPRINT DD SYSOUT=&OUT
//SYSIN DD DSN=&INDUN..&BASE.SY(DF&BASE.AJ),DISP=SHR
//PTU320 EXEC PGM=BVPTU320,COND=(4,LT,PTU300)
//*-----
//*:STEPCAT DD DSN=&VSAMCAT,DISP=SHR
//*:      DD DSN=&SYSTCAT,DISP=SHR
//STEPLIB DD DSN=&STEPLIB,DISP=SHR
//      DD DSN=$BCOB,DISP=SHR
//SYSOUT DD SYSOUT=&OUT
//PAC7BM DD DSN=&&ARCHBM,DISP=(OLD,DELETE)
//PAC7AE DD DSN=&INDSV..BVPAE,DISP=SHR
//PAC7AR DD DSN=&INDUV..&BASE.AR,DISP=SHR
//PAC7AJ DD DSN=&INDUV..&BASE.AJ,DISP=SHR
//PAC7EU DD SYSOUT=&OUT
//SYSUDUMP DD SYSOUT=&OUT

```

```
//DELPJ EXEC PGM=IEFBR14,COND=(8,GT,PTU300)
//*-----
//DDPJ DD DSN=&INDUN..&BASE.PJ(+1),DISP=(OLD,DELETE)
```

---

## REOR - Reorganization

### REOR - Introduction

The Database Reorganization procedure optimizes Database accesses by recognizing each deletion, and sorting the data again according to the most frequent access order.

It uses one or three (if Dispatch option) backup files of the Development Database to rebuild one or three (if Dispatch option) sequential image(s). This resulting image file must then be used as input to the REST procedure.

The operating principle of this procedure is to rebuild the different indexes associated with all data using the 'image' of each Data Element. It makes the best of the system performance features since it separates historical (frozen) sessions from the current session and sorts the data in the order of the most frequent access. This makes it possible to achieve a significant reduction of the number of indexes and data items.

The REOR procedure may be used in two cases:

- When part of the data was deleted because of a malfunction or system failure, and no other procedure can be used (in particular, deletion of the AN Index file),
- When the Database is to be purged of the following:
  - Obsolete libraries and/or sessions;
  - Entities not used in the Database;

When a library is deleted, this procedure produces the same results as the Database Management (MLIB) procedure, except that it additionally deletes 'gaps'.

This procedure should be executed only on an exceptional basis, because of the special conditions concerning its use and its lengthy execution time.

The deletions recognized by the reorganization may have been made logically upon the Database update, or generated by utilities. For example:

- Deletion of unused Production sessions (SCM Module),
- Deletion of unused entities, determined by the unused-entity extraction utility, EXPU (see the PACX procedure in 'the Developer's Procedures' manual).

### Execution conditions

If the Database is available, it may remain open during reorganization since the procedure operates on sequential images of the Database.

Updates executed after the back-up file used for reorganization has been built will be retrievable while the reorganized Database is being restored.

### Abnormal execution

Refer to chapter 'Overview', subchapter 'Abnormal Ending'.

As specified in the 'Important recommendations' below, the Reorganization procedure can be very long. It is therefore advisable to keep all temporary files after each step.

If one of the steps abends, the procedure can be restarted at the step level, but not at the procedure level.

## **REOR - Input / Processing / Results**

A '\*' line with user code and password.

Specific user input for the procedure (optional) which enables you to specify:

- Libraries to be purged,
- sessions to be purged or to be kept,
- users to be purged,
- entities to be purged (notion of cross-references taken into account),
- a report of the duplicate indexes of the REOR procedure.

Position	Length	Value	Meaning
2	1	'B'	Library purge
3		bbb	Library code(s). Up to 23 library codes per line.

Maximum number of libraries to be purged: 300.

Warning: Contrary to the MLIB procedure, the REOR procedure does not perform any check on dependent libraries in case of a purge; you must then be very careful and purge, if necessary, the dependent libraries before the parent library to prevent any inconsistency in the Database.

Position	Length	Value	Meaning
2	1	'V'	Purge frozen sessions

Position	Length	Value	Meaning
		'S'	Save frozen sessions
			'V' and 'S' lines are not compatible
3		ssss	Session number(s): up to 17 session numbers per line, entered without any separator.

Maximum number of sessions indicated on the request: 999.

Maximum number of frozen sessions indicated in a Database: 7,500.

Position	Length	Value	Meaning
2	1	'U'	Purge users
3	72		User codes (up to 9 user codes per line every 8 characters)

The purge of a user deletes this user and all its uses (GP lines and locks) in the Development Database. It is independent of the deletion of a user code in the Administration Database.

Maximum number of users to be purged: 100.

Position	Length	Value	Meaning
2	1	'E'	Physical purge of entities (transactions provided by EXPU)
3			Entity (required)
	1		.Type
	2		.UE call type (if Type "\$")
6	30		Code of the entity to be purged (this code can be generic)
36	3		Library code (required)
39			Flag for purge of lower-level Libraries
		' ' or 'Y'	Purge of the Library and of its sub-Libraries
		'N'	Purge of the Library alone

One line per entity. This command allows to purge the User Entity and the associated bulk data. The 'List of 'purged' entities' indicates what has been done.

In case of a generic request, the entity code must be completed with \* to make up for six characters. If the code contains six '\*', all of the User Entities are deleted.

Position	Length	Value	Meaning
2	1	'P'	Physical purge of 'bulk' entities
3			Entity (required)
	1		Type
	2		UE call type (if type '\$')
6	30		Code of the entity to be purged (required, complete identifier)
36	2		Entity Description type (required, value '00' not authorized)
		nn	Purge of the 'nn' descriptions of the entity
		'**'	Purge of all Descriptions of the entity
38	3		Library code (required)
		'***'	All Libraries of the entity
41	1		Flag for purge of lower-level Libraries
		' ' or 'Y'	Purge of the Library and its sub-Libraries
		'N'	Purge of the Library alone
42	4		Session lower bound (one of the two bounds is required)
		' '	Purge from the lower bound
		nnnn	Purge from session 'nnnn' (included)
		'****'	Purge of all sessions
46	4		Session higher bound (one of the two bounds is required)
		' '	Purge up to the higher bound
		mmmm	Purge up to session 'mmmm' (included)
		'****'	Purge in all sessions

One line per 'bulk'-type entity. This command enables to purge the 'bulk' data of the attached files created via Developer workbench. This purge is performed between a start session and an end session.

Note on 'E- and P-type' purge requests: The execution of the REOR procedure processes a maximum number of 2,500 instances of an entity type other than a User Entity and a number of 1,000 instances of the User Entity type.

Position	Length	Value	Meaning
2	1	'D'	List of duplicate indexes of the REOR procedure
3	1	' '	no report of duplicate indexes
		'1'	Report of duplicate indexes
		'2'	Report of PMS calls which might be incoherent
		'3'	Reports of values '1' and '2'

When the system finds an input error, it generates an error message and the procedure is not executed.

#### Estimating file size

The maximum sizes used during this procedure are based on the sizes of the files in the Database before reorganization. The report printed by the SAVE procedure provides all the relevant data:

- NI = number of index file records,
- ND = number of data file records MINUS number of gaps,
- NC = number of primary records on the data file,
- NH = number of 'frozen' (historical account) records from the data file (NH = ND - NC)

These symbols are also detailed in the presentation of each of the files for this procedure.

#### Printed report

This procedure prints a report which lists the errors found during reorganization, and statistics on the contents of the Database.

#### Results

The output of this procedure is a reorganized sequential image of the Database (where purges may have been performed). It does not contain gaps. Gaps can be added by the restoration procedure.

#### Note

This procedure does not increment the current session number of the Database.

### Important recommendations

The Reorganization procedure presents a number of characteristics which the user should be aware of:

- The step that rebuilds the Index file uses a large amount of CPU time.
- If the Database contains a large amount of data, it is recommended to catalog the temporary files, or to use tape files to obtain the checkpoints in case of an abend in one of the steps.
- If files are transferred onto tape it is preferable to check on the initial blocking factors.
- The spaces allocated to the sorts should also be calculated with care.

## **REOR - Description of Steps**

Input recognition: PTU001

Validation of user input: PTU2CL

This step validates user input and sets a return code when an error is detected.

Code	Physical name	Type	Label
PAC7AE	&INDSV..BVP AE	Input	Error messages
PACGGN	&INDSV..BVP GN	Input	Administration Database index
PACGGR	&INDSV..BVP GR	Input	Administration Database data
PACGGU	&INDSV..BVP GU	Input	Administration Database users
PAC7PC	&INDUN..&BASE.PC(0)	Input	Sequential image of the Development Database
PAC7MB	&&REORMB	Input	Input work file
PAC7BM	&&REORBM	Output	Formatted records
PAC7PU	&&PU	Output	Entity records to be purged (length=44)
PAC7EE		Report	Control report
PAC7DD		Report	Batch procedures authorization option
SORTWK01		Sort	
SORTWK02		Sort	
SORTWK03		Sort	

.Return code(s):

- 0: OK
- 4: Error on user input
- 8: No authorization on Batch procedure.

#### Creation of long data file: IDCAMS

This step executes a DELETE/DEFINE of the work file which contains the long data &BASE.WK.

Code	Physical name	Type	Label
	&INDUV.. &BASE.WK	Output	Work file

#### Creation of bulk data file: IDCAMS

This step executes a DELETE/DEFINE of the work file which contains the bulk data &BASE.WY.

Code	Physical name	Type	Label
	&INDUV.. &BASE.WY	Output	Work file

#### Retrieval of data: PTU200

This step selects 'data' type information in the initial sequential file of the Database. It then formats the key of each record selected for the subsequent sort.

Code	Physical name	Type	Label
PAC7AE	&INDSV..BVPAE	Input	Error messages
PAC7BM	&&REORBM	Input	User transactions
PAC7PC	&INDUN..&BASE.PC(0)	Input	Sequential image of the Development Database
PAC7PY	&INDUN..&BASE.PY(0)	Input	Sequential image of the extension data of the Development Database
PAC7PR	&&QS	Output	Formatted records (length=176 size= ND)
PAC7NX	&INDUV..&BASE.WK	Output	Long data
PAC7NY	&INDUV..&BASE.WY	Output	Bulk data
PAC7AU	&&AU	Output	PR image (length=153)



Code	Physical name	Type	Label
PAC7EE		Report	Report on statistics retrieval

Data sort: SORT

Sorting criteria: SRTREO1 member of the SY PDS.

Code	Physical name	Type	Label
SORTIN	&&QS	Input	Formatted records
SORTOUT	&&SQ	Output	Sorted records (length=176)
SORTWK01		Sort	
SORTWK02		Sort	
SORTWK03		Sort	

Purge: PTU210

This step purges all the and sessions entered in the user input. When there is no input, it reformats the records.

Code	Physical name	Type	Label
PAC7AE	&INDSV..BVPAE	Input	Error messages
PAC7PR	&&SQ	Input	Sorted records
PAC7BM	&&REORBM	Input	User transactions
PAC7PU	&&PU	Input	Entity records to be purged
PAC7QS	&&QS	Output	Purged records (length=176, size=ND)
PAC7UM	&&UM	Output	Macro-structure call lines (length=176)
PAC7EE		Report	Library and session purge report
PAC7EK		Report	Entity-purge report
PAC7EB		Report	Technical report
SORTWK01		Sort	
SORTWK02		Sort	
SORTWK03		Sort	

Return codes:

- 0: OK

- 8: Capacity overflow

The following steps are executed only if the return code is 0.

#### Index rebuilding: PTU220

This step executes two types of processing:

- Reconstruction of the indexes using the data
- Separation of the current session and the frozen sessions.

Code	Physical name	Type	Label
PAC7AE	&INDSV..BVP AE	Input	Error messages file
PAC7BM	&&REORBM	Input	User transactions
PACGGN	&INDSV..BVPGN	Input	Administration Database index
PACGGR	&INDSV..BVPGR	Input	Administration Database data
PACGGU	&INDSV..BVPGU	Input	Administration Database users
PAC7UR	&&QS	Input	Purged data
PAC7NX	&INDUV..&BASE.WK	Input	Long data
PAC7UM	&&UM	Input	Macro-structure call lines
PAC7PA	&&PA	Output	Data from frozen sessions (length=153 size=NH)
PAC7PB	&&PB	Output	Data from current session (length=153 size=NC)
PAC7PC	&&PC	Output	First data records (length=153)
PAC7AN	&&AN	Output	Intermediate index file (length=60 size=NI)
PAC7MR		Input/ Output	Macro-structure call lines
PAC7EE		Report	Index-building report

#### Sort of indexes: SORT

Sort criterion: SRTREO2 member of SY PDS.

Code	Physical name	Type	Label
SORTIN	&&AN	Input	Temporary index
SORTOUT	&&NA	Output	Sorted indexes
SORTWK01		Sort	
SORTWK02		Sort	

Code	Physical name	Type	Label
SORTWK03		Sort	

#### Processing of extension data: PTU226

Code	Physical name	Type	Label
PAC7NY	&INDUV..&BASE.WY	Input	Bulk data
PAC7PA	&&PA	Input	Data from frozen sessions
PAC7PB	&&PB	Input	Data from current session
PAC7PC	&&PC	Input	First data record
PAC7QA	&&QA	Output	Data from frozen sessions (length=153)
PAC7QB	&&QB	Output	Data from current session (length=153)
PAC7QC	&&QC	Output	First data record length=153)
PAC7QY	&&QY	Output	Long data (length=1,018)

#### Merge: PTU240

This step rebuilds the final sequential image using the temporary files produced by the previous step.

Code	Physical name	Type	Label
PAC7AE	&INDSV..BVPAE	Input	Error messages
PAC7AN	&&NA	Input	Sorted index
PAC7AU	&&AU	Input	PR image
PAC7BM	&&REORBM	Input	User transactions
PAC7PA	&&QA	Input	Data from frozen sessions
PAC7PB	&&QB	Input	Data from current session
PAC7PC	&&QC	Input	First data records
PAC7QY	&&QY	Input	Extension data
PAC7CP	&INDUN..&BASE.PC(+1)	Output	Sequential image of the Development Database
PAC7PD	&INDUN..&BASE.PD(+1)	Output	Sequential image of the Development Database
PAC7PY	&INDUN..&BASE.PY(+1)	Output	Sequential image of the Development Database

Code	Physical name	Type	Label
PAC7IE		Report	Building of Logical Database

### Deletion of long data file: IDCAMS

This step executes a DELETE of the work file which contains the long data &BASE.WK.

### Deletion of bulk data file: IDCAMS

This step executes a DELETE of the work file which contains the bulk data &BASE.WY.

## REOR - Execution JCL

```

/* -----
/*      VISUALAGE PACBASE
/*
/* -----
/*              - REORGANIZATION OF THE DATABASE -
/*
/* -----
/*
/* THE REOR PROCEDURE MAY BE USED IN TWO CASES:
/* . WHEN PART OF THE DATA WAS DELETED BECAUSE OF A MAL-
/* FUNCTION OR SYSTEM FAILURE, AND NO OTHER PROCEDURE CAN
/* BE USED (IN PARTICULAR, DELETION OF THE AN INDEX FILE)
/* . WHEN THE DATABASE IS TO BE PURGED OF THE FOLLOWING:
/*   - OBSOLETE LIBRARIES AND/OR SESSIONS;
/*   - ENTITIES NOT USED IN THE DATABASE;
/*
/* -----
/*
//BVPREOR  PROC BASE=$BASE,                CODE OF DEVPT DATABASE
//          INDSN='$INDSN',                INDEX OF NON VSAM SYSTEM FILES
//          INDUN='$INDUN',                INDEX OF NON VSAM USER FILES
//          INDUV='$INDUV',                INDEX OF USER VSAM FILES
//          INDSV='$INDSV',                INDEX OF VSAM SYSTEM FILES
//*:       SYSCAT='$SCAT',                  SYSTEM VSAM CATALOG
//          STEPLIB='$HLQ..SBVPMBR8',      LIBRARY OF LOAD-MODULES
//          SORTLIB='$BIBT',                SORT LIBRARY
//          LSR='BLSR',                      LSR BATCH SYSTEM NAME
//          DSCB='$DSCB',                    DSCB MODEL FILE
//          OUT=$OUT,                          OUTPUT CLASS
//          VOLS='SER=$VOLUN',                DATABASE BACKUP VOLUME
//          UNITS=$UNITUN,                    BACKUP UNIT (DISK OR CARTRIDGE)
//          VOLS2='SER=$VOLUN',                DATABASE 2ND BACKUP VOLUME
//          UNITS2=$UNITUN,                    2ND BACKUP UNIT (DISK OR CARTRIDGE)
//          VOLS3='SER=$VOLUN',                DATABASE 3RD BACKUP VOLUME
//          UNITS3=$UNITUN,                    2ND BACKUP UNIT (DISK OR CARTRIDGE)
//          UWK=$UWK,                          WORK FILES UNIT
//          SPAPC='(TRK,(300,10))',          DEVPT DATABASE BACKUP

```

```

//          SPAPD='(TRK,(300,10))',          DEVPT DATABASE BACKUP 2
//          SPAPY='(TRK,(300,10))',          DEVPT DATABASE BACKUP 3
//          CYL='(10,1)'                      TEMPORARY SPACE
//*****
//INPUT EXEC PGM=BVPTU001
//*-----
//STEPLIB DD DSN=&STEPLIB,DISP=SHR
//          DD DSN=$BCOB,DISP=SHR
//CARTE DD DDNAME=SYSIN
//PAC7MB DD DSN=&&REORMB,DISP=(,PASS),
//          UNIT=&UWK,SPACE=(TRK,(5,1),RLSE),
//          DCB=(RECFM=FB,LRECL=80,BLKSIZE=6160)
//PTU2CL EXEC PGM=BVPTU2CL
//*-----
//STEPLIB DD DSN=&STEPLIB,DISP=SHR
//          DD DSN=$BCOB,DISP=SHR
//*:STEPCAT DD DSN=&SYSTCAT,DISP=SHR
//SORTLIB DD DSN=&SORTLIB,DISP=SHR
//PAC7PC DD DSN=&INDUN..&BASE.PC(0),DISP=SHR
//PAC7EE DD SYSOUT=&OUT
//PAC7DD DD SYSOUT=&OUT
//PAC7MB DD DSN=&&REORMB,DISP=(OLD,PASS)
//PAC7BM DD DSN=&&REORBM,DISP=(NEW,PASS),
//          UNIT=&UWK,SPACE=(TRK,(1,1),RLSE),
//          DCB=(RECFM=FB,LRECL=80,BLKSIZE=6160)
//PAC7AE DD DSN=&INDSV..BVPAE,DISP=SHR
//PACGGN DD DSN=&INDSV..BVPGN,DISP=SHR
//PACGGR DD DSN=&INDSV..BVPGR,DISP=SHR
//PACGGU DD DSN=&INDSV..BVPGU,DISP=SHR
//PAC7PU DD DSN=&&PU,DISP=(NEW,PASS),UNIT=&UWK,
//          SPACE=(TRK,(5,1),RLSE),
//          DCB=(RECFM=FB,LRECL=50,BLKSIZE=4100)
//SYSPRINT DD SYSOUT=&OUT
//SORTWK01 DD UNIT=&UWK,SPACE=(CYL,2,,CONTIG)
//SORTWK02 DD UNIT=&UWK,SPACE=(CYL,2,,CONTIG)
//SORTWK03 DD UNIT=&UWK,SPACE=(CYL,2,,CONTIG)
//SYSOUT DD SYSOUT=&OUT
//SYSUDUMP DD SYSOUT=&OUT
//PRMSYS EXEC PGM=BVPRMSYS,PARM='&BASE'
//*-----
//STEPLIB DD DSN=&STEPLIB,DISP=SHR
//          DD DSN=$BCOB,DISP=SHR
//SYSOUT DD SYSOUT=&OUT
//SYSABOUT DD SYSOUT=&OUT
//PACRIN DD DSN=&INDSN..&BASE.SY(DF&BASE.WK),DISP=SHR
//PACROU DD DSN=&&WKDF,DISP=(,PASS),UNIT=&UWK,SPACE=(TRK,1),
//          DCB=(RECFM=FB,LRECL=80,BLKSIZE=800)
//DEFINE EXEC PGM=IDCAMS
//*-----
//*:STEPCAT DD DSN=$SCAT,DISP=SHR
//SYSPRINT DD SYSOUT=&OUT
//SYSIN DD DSN=&&WKDF,DISP=(OLD,DELETE)
//*
//PRMSYS EXEC PGM=BVPRMSYS,PARM='&BASE'
//*-----

```

```

//STEPLIB DD DSN=&STEPLIB,DISP=SHR
//          DD DSN=$BCOB,DISP=SHR
//SYSOUT DD SYSOUT=&OUT
//SYSABOUT DD SYSOUT=&OUT
//PACRIN DD DSN=&INDSN..&BASE.SY(DF&BASE.WY),DISP=SHR
//PACROU DD DSN=&&WYDF,DISP=(,PASS),UNIT=&UWK,SPACE=(TRK,1),
//          DCB=(RECFM=FB,LRECL=80,BLKSIZE=800)
//DEFINE EXEC PGM=IDCAMS
//*-----
//*:STEP CAT DD DSN=$SCAT,DISP=SHR
//SYSPRINT DD SYSOUT=&OUT
//SYSIN DD DSN=&&WYDF,DISP=(OLD,DELETE)
//*
//PTU200 EXEC PGM=BVPTU200,COND=(0,NE,PTU2CL)
//*-----
//STEPLIB DD DSN=&STEPLIB,DISP=SHR
//          DD DSN=$BCOB,DISP=SHR
//*:STEP CAT DD DSN=&SYSTCAT,DISP=SHR
//SYSOUT DD SYSOUT=&OUT
//PAC7BM DD DSN=&&REORBM,DISP=(OLD,PASS)
//PAC7EE DD SYSOUT=&OUT
//PAC7NX DD DSN=&INDUV..&BASE.WK,DISP=SHR
//PAC7NY DD DSN=&INDUV..&BASE.WY,DISP=SHR
//PAC7PC DD DSN=&INDUN..&BASE.PC(0),DISP=SHR
//PAC7PY DD DSN=&INDUN..&BASE.PY(0),DISP=SHR
//PAC7AE DD DSN=&INDSV..BVPAE,DISP=SHR
//PAC7AU DD DSN=&&AU,DISP=(NEW,PASS),UNIT=&UWK,
//          SPACE=(CYL,(1,1),RLSE),
//          DCB=(RECFM=FB,LRECL=153,BLKSIZE=27846)
//PAC7PR DD DSN=&&QS,DISP=(NEW,PASS),UNIT=&UWK,
//          SPACE=(CYL,&CYL,RLSE),
//          DCB=(RECFM=FB,LRECL=176,BLKSIZE=27984)
//SYSUDUMP DD SYSOUT=&OUT
//SORTQS EXEC PGM=SORT,COND=((0,NE,PTU2CL),(0,NE,PTU200))
//*-----
//SORTLIB DD DSN=&SORTLIB,DISP=SHR
//SYSOUT DD SYSOUT=&OUT
//SYSPRINT DD SYSOUT=&OUT
//SORTWK01 DD UNIT=&UWK,SPACE=(CYL,&CYL,,CONTIG)
//SORTWK02 DD UNIT=&UWK,SPACE=(CYL,&CYL,,CONTIG)
//SORTWK03 DD UNIT=&UWK,SPACE=(CYL,&CYL,,CONTIG)
//SORTOUT DD DSN=&&SQ,DISP=(NEW,PASS),UNIT=&UWK,
//          SPACE=(CYL,&CYL,RLSE),
//          DCB=(RECFM=FB,LRECL=176,BLKSIZE=27984)
//SORTIN DD DSN=&&QS,DISP=(OLD,DELETE)
//SYSIN DD DSN=&INDSN..BVPSY(SRTREO1),DISP=SHR
//PTU210 EXEC PGM=BVPTU210,
//          COND=((0,NE,PTU2CL),(0,NE,PTU200),(0,NE,SORTQS))
//*-----
//STEPLIB DD DSN=&STEPLIB,DISP=SHR
//          DD DSN=$BCOB,DISP=SHR
//*:STEP CAT DD DSN=&SYSTCAT,DISP=SHR
//PAC7PR DD DSN=&&SQ,DISP=(OLD,DELETE)
//PAC7PU DD DSN=&&PU,DISP=(OLD,DELETE)
//PAC7AE DD DSN=&INDSV..BVPAE,DISP=SHR

```

```

//PAC7UM DD DSN=&&UM,DISP=(NEW,PASS),UNIT=&UWK,
// SPACE=(CYL,&CYL,RLSE),
// DCB=(RECFM=FB,LRECL=176,BLKSIZE=27984)
//PAC7QS DD DSN=&&QS,DISP=(NEW,PASS),UNIT=&UWK,
// SPACE=(CYL,&CYL,RLSE),
// DCB=(RECFM=FB,LRECL=176,BLKSIZE=27984)
//PAC7EB DD SYSOUT=&OUT
//PAC7EE DD SYSOUT=&OUT
//PAC7EK DD SYSOUT=&OUT
//PAC7BM DD DSN=&&REORBM,DISP=(OLD,PASS)
//SORTLIB DD DSN=&SORTLIB,DISP=SHR
//SORTWK01 DD UNIT=&UWK,SPACE=(CYL,&CYL,,CONTIG)
//SORTWK02 DD UNIT=&UWK,SPACE=(CYL,&CYL,,CONTIG)
//SORTWK03 DD UNIT=&UWK,SPACE=(CYL,&CYL,,CONTIG)
//SYSOUT DD SYSOUT=&OUT
//SYSOUX DD SYSOUT=&OUT
//SYSUDUMP DD SYSOUT=&OUT
//PTU220 EXEC PGM=BVPTU220,REGION=0K,
// COND=((0,NE,PTU2CL),(0,NE,PTU200),(0,NE,SORTQS),(0,NE,PTU210))
//*-----
//STEPLIB DD DSN=&STEPLIB,DISP=SHR
// DD DSN=$BCOB,DISP=SHR
//*:STEP CAT DD DSN=&SYSCAT,DISP=SHR
//SYSOUT DD SYSOUT=&OUT
//PAC7EE DD SYSOUT=&OUT
//PAC7BM DD DSN=&&REORBM,DISP=(OLD,PASS)
//PAC7MR DD UNIT=&UWK,SPACE=(CYL,&CYL,RLSE),
// DCB=(RECFM=FB,LRECL=144,BLKSIZE=6336)
//PAC7AE DD DSN=&INDSV..BVP AE,DISP=SHR
//PACGGN DD DSN=&INDSV..BVP GN,DISP=SHR
//PACGGR DD DSN=&INDSV..BVP GR,DISP=SHR
//PACGGU DD DSN=&INDSV..BVP GU,DISP=SHR
//PAC7UM DD DSN=&&UM,DISP=(OLD,DELETE)
//PAC7UR DD DSN=&&QS,DISP=(OLD,DELETE)
//PAC7AN DD DSN=&&AN,DISP=(NEW,PASS),UNIT=&UWK,
// SPACE=(CYL,&CYL,RLSE),
// DCB=(RECFM=FB,LRECL=60,BLKSIZE=27960)
//PAC7PA DD DSN=&&PA,DISP=(NEW,PASS),UNIT=&UWK,
// SPACE=(CYL,&CYL,RLSE),
// DCB=(RECFM=FB,LRECL=153,BLKSIZE=27846)
//PAC7PB DD DSN=&&PB,DISP=(NEW,PASS),UNIT=&UWK,
// SPACE=(CYL,&CYL,RLSE),
// DCB=(RECFM=FB,LRECL=153,BLKSIZE=27846)
//PAC7PC DD DSN=&&PC,DISP=(NEW,PASS),UNIT=&UWK,
// SPACE=(TRK,1,RLSE),
// DCB=(RECFM=FB,LRECL=153,BLKSIZE=153)
//NXLSR DD DSN=&INDUV..&BASE.WK,DISP=SHR
//PAC7NX DD SUBSYS=(&LSR,'DDNAME=NXLSR')
//SYSUDUMP DD SYSOUT=&OUT
//SORTAN EXEC PGM=SORT,COND=((0,NE,PTU2CL),(0,NE,PTU200),
// (0,NE,SORTQS),(0,NE,PTU210),(0,NE,PTU220))
//*-----
//SORTLIB DD DSN=&SORTLIB,DISP=SHR
//SYSOUT DD SYSOUT=&OUT
//SYSPRINT DD SYSOUT=&OUT

```

```

//SORTWK01 DD UNIT=&UWK,SPACE=(CYL,&CYL,,CONTIG)
//SORTWK02 DD UNIT=&UWK,SPACE=(CYL,&CYL,,CONTIG)
//SORTWK03 DD UNIT=&UWK,SPACE=(CYL,&CYL,,CONTIG)
//SORTIN DD DSN=&&AN,DISP=(OLD,DELETE)
//SORTOUT DD DSN=&&NA,DISP=(NEW,PASS),UNIT=&UWK,
//          SPACE=(CYL,&CYL,RLSE),
//          DCB=(RECFM=FB,LRECL=60,BLKSIZE=27960)
//SYSIN DD DSN=&INDSN..BVPSY(SRTRE02),DISP=SHR
//PTU226 EXEC PGM=BVPTU226,COND=((0,NE,PTU2CL),(0,NE,PTU200),
//          (0,NE,SORTQS),(0,NE,PTU210),(0,NE,PTU220),(0,NE,SORTAN))
//*-----
//STEPLIB DD DSN=&STEPLIB,DISP=SHR
//          DD DSN=$BCOB,DISP=SHR
//*:STPCAT DD DSN=&SYSTCAT,DISP=SHR
//SYSOUT DD SYSOUT=&OUT
//NYLSR DD DSN=&INDUV..&BASE.WY,DISP=SHR
//PAC7NY DD SUBSYS=(&LSR,'DDNAME=NYLSR')
//PAC7PA DD DSN=&&PA,DISP=(OLD,DELETE)
//PAC7PB DD DSN=&&PB,DISP=(OLD,DELETE)
//PAC7PC DD DSN=&&PC,DISP=(OLD,DELETE)
//PAC7QA DD DSN=&&QA,DISP=(NEW,PASS),UNIT=&UWK,
//          SPACE=(CYL,&CYL,RLSE),
//          DCB=(RECFM=FB,LRECL=153,BLKSIZE=27846)
//PAC7QB DD DSN=&&QB,DISP=(NEW,PASS),UNIT=&UWK,
//          SPACE=(CYL,&CYL,RLSE),
//          DCB=(RECFM=FB,LRECL=153,BLKSIZE=27846)
//PAC7QC DD DSN=&&QC,DISP=(NEW,PASS),UNIT=&UWK,
//          SPACE=(TRK,1,RLSE),
//          DCB=(RECFM=FB,LRECL=153,BLKSIZE=153)
//PAC7QY DD DSN=&&QY,DISP=(NEW,PASS),UNIT=&UWK,
//          SPACE=(CYL,&CYL,RLSE),
//          DCB=(RECFM=FB,LRECL=1018,BLKSIZE=27486)
//SYSUDUMP DD SYSOUT=&OUT
//PTU240 EXEC PGM=BVPTU240,COND=((0,NE,PTU2CL),(0,NE,PTU200),
//          (0,NE,SORTQS),(0,NE,PTU210),(0,NE,PTU220),(0,NE,SORTAN))
//*-----
//STEPLIB DD DSN=&STEPLIB,DISP=SHR
//          DD DSN=$BCOB,DISP=SHR
//*:STPCAT DD DSN=&SYSTCAT,DISP=SHR
//SYSOUT DD SYSOUT=&OUT
//PAC7IE DD SYSOUT=&OUT
//PAC7BM DD DSN=&&REORBM,DISP=(OLD,DELETE)
//PAC7AE DD DSN=&INDSV..BVPAE,DISP=SHR
//PAC7AU DD DSN=&&AU,DISP=(OLD,DELETE)
//PAC7AN DD DSN=&&NA,DISP=(OLD,DELETE)
//PAC7PA DD DSN=&&QA,DISP=(OLD,DELETE)
//PAC7PB DD DSN=&&QB,DISP=(OLD,DELETE)
//PAC7PC DD DSN=&&QC,DISP=(OLD,DELETE)
//PAC7QY DD DSN=&&QY,DISP=(OLD,DELETE)
//PAC7CP DD DSN=&INDUN..&BASE.PC(+1),
//          DISP=(,CATLG,DELETE),
//          UNIT=&UNITS,
//          VOL=&VOLS,
//          SPACE=&SPAPC,
//          DCB=(&DSCB,RECFM=VB,LRECL=1023,BLKSIZE=27998)

```



```

//PAC7PD DD DSN=&INDUN..&BASE.PD(+1),
// DISP=(,CATLG,DELETE),
// UNIT=&UNITS2,
// VOL=&VOLS2,
// SPACE=&SPAPD,
// DCB=(&DCSB,RECFM=VB,LRECL=1023,BLKSIZE=27998)
//PAC7PY DD DSN=&INDUN..&BASE.PY(+1),
// DISP=(,CATLG,DELETE),
// UNIT=&UNITS3,
// VOL=&VOLS3,
// SPACE=&SPAPY,
// DCB=(&DCSB,RECFM=VB,LRECL=1023,BLKSIZE=27998)
//SYSUDUMP DD SYSOUT=&OUT
//PRMSYS EXEC PGM=BVPRMSYS,PARM='&BASE'
//*-----
//STEPLIB DD DSN=&STEPLIB,DISP=SHR
// DD DSN=$BCOB,DISP=SHR
//SYSOUT DD SYSOUT=&OUT
//SYSABOUT DD SYSOUT=&OUT
//PACRIN DD DSN=&INDSN..&BASE.SY(DL&BASE.WK),DISP=SHR
//PACROU DD DSN=&&WKDL,DISP=(,PASS),UNIT=&UWK,SPACE=(TRK,1),
// DCB=(RECFM=FB,LRECL=80,BLKSIZE=800)
//DEFINE EXEC PGM=IDCAMS
//*-----
/*:STEP CAT DD DSN=$SCAT,DISP=SHR
//SYS PRINT DD SYSOUT=&OUT
//SYS IN DD DSN=&&WKDL,DISP=(OLD,DELETE)
//*
//PRMSYS EXEC PGM=BVPRMSYS,PARM='&BASE'
//*-----
//STEPLIB DD DSN=&STEPLIB,DISP=SHR
// DD DSN=$BCOB,DISP=SHR
//SYSOUT DD SYSOUT=&OUT
//SYSABOUT DD SYSOUT=&OUT
//PACRIN DD DSN=&INDSN..&BASE.SY(DL&BASE.WY),DISP=SHR
//PACROU DD DSN=&&WYDL,DISP=(,PASS),UNIT=&UWK,SPACE=(TRK,1),
// DCB=(RECFM=FB,LRECL=80,BLKSIZE=800)
//DEFINE EXEC PGM=IDCAMS
//*-----
/*:STEP CAT DD DSN=$SCAT,DISP=SHR
//SYS PRINT DD SYSOUT=&OUT
//SYS IN DD DSN=&&WYDL,DISP=(OLD,DELETE)
//*
```



---

## Chapter 4. Manager's Utilities

---

### PACX - Extractions

#### PACX - Introduction

The extraction procedure allows to perform various types of data extractions from the Development Database via a PAF extractor (selection of criteria).

See chapter 'UPDP - Update from PAF Tables' in 'The Developer's Procedures' manual.

Data is extracted as transactions that can be used as input to the following procedures:

- UPDT
- UPDP
- CPSN (If the optional 'Partitioned Database Manager' utility is available.)

#### Execution conditions

None since the Database is not directly updated by this procedure.

#### PACX - Input Common to Extractors

Position	Length	Value	Meaning
2	1	'*'	Line code
3	8	uuuuuuuu	User code
11	8	pppppppp	Password
19	3	bbb	Extraction library code, or target Library code if RMEN with upload
22	4	nnnn	Session number (blank=current ses.)
26	1	'T'	Session status if Test session
29	4	cccc	Extractor code (1)
33	1	'1'	Formatting for UPDT
		'2'	CPSN : formatting for UPDT with explicit transaction codes
		' '	No formatting for UPDT
34	1	'1'	Formatting for UPDP (PAF)

Position	Length	Value	Meaning
		'2'	CPSN : formatting for UPDP with explicit transaction codes
		' '	No formatting for UPDP (PAF)
35	1	'1'	Formatting for CPSN
		' '	No formatting for CPSN
40	3	ppp	DSMS Product Code
43	6	nnnnnn	DSMS Change number (DSMS Function only)
49	1		Lock processing
		' '	Lock extraction with user code (*'-line user code)
		'1'	No lock extraction
		'2'	Lock extraction with user code (original user code)
		'N'	For RMEN only : no extraction of locked entities by an other user
50	1	' '	No transfer of password
		'1'	Password transfer
69	3	bbb	Library code for the '*'-line of the output file(s) (For EXTR, EXLI and EXUE only)
76	5	nnnnT	Session number for the '*'-line of the output file(s) (For EXTR, EXLI and EXUE only)

(1) The possible values for the extractor code are:

- EXTR: Extraction of entities (extracted transactions are sorted).
- EXTA: Extraction of entities (extracted transactions are sorted, according to the input identification lines order. So if each request is preceded by a '\*'-line, extracted transactions will be sorted in the order of the requests). The formatting is forced to UPDT.
- EXUE: Extraction of user entities
- EXLI: Extraction of libraries or library sub-networks (formatting for UPDP, UPDT or CPSN).
- EXPJ: Extraction of Journal (formatting for CPSN is not possible)
- EXPU: Extraction for purge (formatting for CPSN is not possible)
- RMEN: Extraction of entities for upload/replacement/ recoding (formatting for CPSN is not possible). RMEN is subject to a separate purchase agreement.

- CPSN: comparison of sub-networks or entities.

### Important

- One extractor type only for each run: If the procedure detects more than one type of extractors, it will take only the first one into account.
- The formatting type of the first '\*' line only is taken into account.
- Formatting for CPSN: This procedure is part of the 'Partitioned Database Manager' optional utility. Its use is therefore subject to a separate purchase agreement.
- Maximum number of input '\*' lines : 1 for RMEN and EXPJ, 1000 for EXTR, EXTA, EXUE and EXPU.
- The Pacdesign/Pacbench technical locks are not extracted by PACX.

### Results

The PACX procedure produces:

- A report which contains the list of executed programs and the number of generated transactions.
- A list of requests with possible associated errors.
- One or more execution reports depending on the type of extractor.

## **Extraction of Archived Transactions**

### **EXPJ - Introduction:**

The EXPJ procedure has a two-fold action:

- It converts the Journal file into update transactions with possible selection from a range of dates, sessions, libraries, etc.
- It prints out a listing of the contents of the archived Journal file, using the same criteria.

Its main purpose is to retrieve transactions associated with one Database in order to update another Database.

It is executed on the archived Journal file (PJ).

### Execution conditions

Password transfer option ('\*-line col. 50 = 1): for Administrators only.

### **EXPJ - User Input:**

User input specific to this procedure. It specifies the extraction characteristics.

Position	Length	Value	Meaning
2	1	'J'	Line code
3	1	'S'	Selection on session number
		'D'	Selection on date
4	1	' '	Chronological sort
		'N'	No chronological sort
5	1	' '	Sort by user
		'N'	No sort by user
6	1	' '	Sort by Library
		'N'	No sort by library
7	1	' '	Sort by session
		'N'	No sort by session
8	8	uuuuuuuu	User code (carried over to the assign line of the result file)
16	8	pppppppp	User password
24	4	dddd	Session number: beginning (if 'S')
28	4	ffff	Session number: end (if 'S')
32	8	CCYYMMDD	Date of beginning of select.(if 'D')
40	8	CCYYMMDD	Date of end of selection (if 'D')
48	1		Version of selected transactions
		' '	Selection of all sessions
		'Z'	Selection of current session
		'T'	Selection of frozen session
49	3	bbb	Code of selected library
52	5	ssssT	Selection of T-type session (test version of frozen session: 'ssssT')
57	3	ppp	DSMS Product Code
60	6	nnnnnn	DSMS Change number (Selection by change number-DSMS)
66	6	HHMMSS	Starting time
72	6	HHMMSS	Ending time
80	1	'*'	If selection on user, indicates a continuation line

The user code specified in this input line is not included in the selection.

Second user input if selection on user code:

Position	Length	Value	Meaning
2	1	'J'	Line code
3	1	'*'	Indicates a continuation line
4	8	uuuuuuuu	User code to be selected

This continuation line is unique ; the selection is performed on one user only.

This procedure recognizes one input only, i.e. the first input line followed or not by a continuation line.

An error message is sent when there are multiple input lines.

### Reports

- The list of selection options used,
- The list of selected transactions, if requested.

### Results

If you requested the conversion of the Journal entries into transactions, the result of the EXPJ procedure is a sequential file which contains all selected transactions.

## **Extraction of Libraries**

### **EXLI - Introduction:**

The EXLI procedure extracts a complete library or a sub-network of Libraries in a transactions file format.

This will be used, according to the formatting requested, as input to the UPDT or UPDP update procedures or to the CPSN Sub-Network Comparison procedure.

### Execution conditions

If DESIGN entities have been downloaded and have then been locked, they must be uploaded before the extraction to ensure data consistency.

### **EXLI - User Input:**

No specific line, but as many '\*' -lines as there are libraries to be extracted in the sub-network.

## Printed report

The extractor prints:

- A list of extracted libraries with the number of records for each library,
- The details of records extracted for each library.

## **Extraction for Purge**

### **EXPU - Introduction:**

The EXPU utility purges:

- unused entities from a Database,
- frozen sessions which have been logically cancelled,
- cancelled libraries,
- lines belonging to the users who no longer exist.

Several types of purges are possible:

- 'Logical' purge of entities which have become obsolete;
- 'Logical' purge of unused entities in a particular context;
- 'Physical' purge of entities which have never been used.

## Terminology

- Final entities

These are entities which are not used by other entities.

- Free-type cross-reference

Reference whose existence does not prevent the deletion of the Definition of the Entity on which it depends.

## Principles

- Logical purge: the EXPU procedure shows the list of the entities which have not been used since an indicated frozen session and in a given context.

For these entities, the procedure generates logical deletion transactions of definition and description lines. These transactions can be used as input to the UPDT procedure.

For free-type entities, no deletion transaction is generated: only a message is printed in the report.

- Physical purge: the EXPU procedure gives the list of the entities which have never been cross-referenced since they have been created in a given context. For these entities, physical purge transactions are generated. They can be used as input to the REOR procedure.



Limits of physical purge: if a data structure has already been purged, there is no physical purge possible for its segments.

- Purge of frozen sessions: the extraction for purge procedure indicates to the user the sessions which have been logically cancelled.

For these sessions, physical-purge transactions are generated. They can be used as input to the reorganization procedure.

- Purge of libraries: the extraction for purge procedure indicates to the user the libraries which have been cancelled.

For these libraries, physical-purge transactions are generated. They can be used as input to the reorganization procedure.

- Purge of GP lines: the extraction for purge procedure specifies to the user, the users who no longer exist in the Administration Database, despite the GP lines which still exist in the Database.

For these users, physical-purge transactions are generated. They can be used as input to the reorganization procedure.

#### Execution conditions

None.

#### **EXPU - User Input:**

One line with the extraction characteristics:

Position	Length	Value	Meaning
2	1	'P'	Line code
3	1		Purge of frozen sessions
		'S'	yes
		' '	No purge
		'P'	Purge of production sessions without entities in production
		'G'	Purge of production sessions which do not contain any entities in production, or else limitation of the number of production-turnover sessions for each entity
4	1		Purge of libraries
		'B'	yes
		' '	No purge
5	1		Purge of GP lines for users who no longer exist

Position	Length	Value	Meaning
		'U'	yes
		' '	No purge
6	1		Purge of entities
		'P'	Physical (via the REOR procedure)
		'L'	Logical (via the UPDT/UPDP update)
		' '	No purge
7	1	t	Entity type
8	1	'1'	Print option for the last entity update: user code and date
		' '	No print option
9	1	'1'	Print option for the last session in which the entity is used
		' '	No print option
10	4	ssss	Session number (L type only) from which the entities should not be used in order to be logically purged
14	6	pppppp	Program code where the search stops if Programs are processed (information required if the entity type is 'P' or blank)
14	2	cc	Meta Entity call type if User Entities are processed (information required if entity type is '\$' or 'Y')
26	1		Number of sessions to take into account for a 'G'-type request (in this case, the most recent n sessions will be taken into account)

### Comments

Each entity type may be processed separately. If there is no entity type entered, all the entities are processed except the final entities.

### Command examples

\*user\_\_\_passwordLIB

P\_\_\_PE1

Command for physical purge transactions for the data elements in the LIB library sub-network and printing of the last update (user and date).

\*user\_\_\_\_passwordLIB

P\_\_LP112222PROGR

Command for logical deletion transactions for the programs in the LIB library sub-network whose codes are less than or equal to PROGR, and no longer used since the 2222 session with the printing of the last update (user and date) and the last session of use.

\*user\_\_\_\_passwordLIB

PSBUP\_\_\_\_\_PROGR

Command for the physical purge transactions for all entities in the LIB library sub-network (except the final entities), for logically cancelled frozen sessions, for deleted libraries and GP lines of users who no longer exist.

### Printed reports

This procedure prints out:

- the list of entities to be purged logically,
- the list of entities to be purged physically,
- the list of entities copied in the sub-network,
- the list of frozen sessions to be purged physically.
- the list of the libraries to be physically purged.
- the list of users whom GP lines are to be physically purged.

### Result

The result of this procedure is:

- In the case of a logical purge, a sequential file which contains entity deletion transactions to be used as input to the batch updating UPDT or UPDP procedures. These transactions are sorted as follows:
  - by decreasing hierarchical library level,
  - by library,
  - by record type: descriptions, definition screens.
- In the case of a physical purge, purge of frozen sessions, purge of libraries or GP lines, a sequential file of purge transactions to be used as input in the REOR procedure.

Each transaction contains an entity to be purged. For each entity, the following information is included:

- the entity type,

- the entity code,
- the library code (see section 'REOR - Input / Processing / Results' in subchapter 'REOR - Reorganization').

## Standardization Utility

### RMEN - Introduction:

The RMEN procedure is an optional utility. It is subject to a separate purchase agreement.

Through this procedure you can:

- Rename an entity
- Replace an entity with another
- Move an entity to a higher-level library
- Rename and move up an entity simultaneously.

This procedure may be applied to the Dictionary and WorkStation entities.

Its output is a file containing update transactions, which will be used as input to the batch update procedure (UPDT or UPDP).

### Execution conditions

None.

### RMEN - User Input:

Several command lines per entity to be processed:

First line - concerned entity :

Position	Length	Value	Meaning
2	2	'W2'	Line code
4	2		Processing option:
		'MV'	Entity move (UP)
		'RN'	Entity rename
		'MR'	Upward move and rename
		'RP'	Entity replace
6	1	' '	Line type

Position	Length	Value	Meaning
7	3	ttt	Entity type or local code of a WorkStation entity: D, E, I, O, P, R, S, T, \$nn, Ynn, M Q, B, V, or DST, DEL ...
10	30	eeee..	Code of entity to be extracted

Second line - environment :

Position	Length	Value	Meaning
2	2	'W2'	Line code
4	2		Processing option - same as line 1
6	1	'E'	Line type
7	3	sss	Source library code (for MOVE)
10	3		For extraction of WorkStation entities: methodology code
		'//A'	SSADM
		'//M'	MERISE
		'//D'	YSM
		'//O'	OMT
		'//F'	IFW
13	3	'ALL'	for 'MV' and 'MR': Selects all the UE of a meta entity or all the segments of a data structure (implicit option for 'RN' and 'RP')
16	6	rrrrrr	Parent Data Element code

Third line - new codes:

Position	Length	Value	Meaning
2	2	'W2'	Line code
4	2		Processing option - same as line 1
6	1	'N'	Line type
7	30	nnnn...	New entity code
37	8	gggggggg	For programs and screens, new generated code
45	6	ccccc	For programs, new sequencing code
51	8	eeeeeeee	For screens, new map code

Fourth line - selection for REPLACE:

Position	Length	Value	Meaning
2	2	'W2'	Line code
4	2	'RP'	'REPLACE'
6	1	'S'	Line type
7	3		REPLACE: Selection of the types of the entities to be modified
		'DEL'	Data Element
		'DBD'	Database Block
		'DST'	Data Structure
		'SEG'	Segment
		'RPT'	Report
		'TXT'	Text
		'VOL'	PDM volume
		'PGM'	Program
		'SCR'	Screen
		'PIA'	P.I.A.
		'MET'	Methodology
		'CME'	Client Meta Entity
		'CRL'	Client Relationship
		\$tt	Client User Entity (tt = type code)
		'\$**'	All Client User Entities
		Ytt	Extension User Entity (tt = type code)
		'Y**'	All Extension User Entities
10	30		Codes of entities to be modified (* may be used if you want to specify only the beginning of a code)

Lines for REPLACE (continuation lines for selection):

Position	Length	Value	Meaning
2	2	'W2'	Line code
4	2	'RP'	'REPLACE'
6	1	'*'	Line type
7	3		Selection of types of entities to be modified

Position	Length	Value	Meaning
10	30		Codes of entities to be modified

Last line (required):

Position	Length	Value	Meaning
2	2	'W2'	Line code
4	2		Processing option - same as line 1
6	1	'/'	Line type

### Request-sequencing requirements

The sequencing of RMEN requests should follow a logical order.

Examples:

- A parent Data Element must be moved to the higher-level library before its child Data Element(s).
- When a Segment is called by another Segment, the called Segment must be moved to the higher-level library before the Segment which calls it.
- When a macro-structure is called by a batch Program or on-line Screen, it must be moved to the higher-level library before this Program or Screen.

### Request-input requirements

All input is required except:

- The source library code in case of entity renaming (RN) or replacing (RP),
- The new entity code in case of upward move (MV),
- The code of the parent data element (except when a child data element is to be associated with it).

The 'RP' processing type is incompatible with the other processing types.

### Execution conditions

The source library must belong to the sub-network of the target library.

When an upward move is requested for an entity which already exists in the target library, a warning message appears in the report, but the transaction is not rejected.

### Printed report

This procedure prints out the following:

- The list of entities processed by RMEN.
- The number of lines extracted for each request.

### Result

The output is a sequential file which contains update transactions:

- Creation or modification transactions sorted by:
  - Ascending library hierarchical level,
  - Library,
  - Record type (uses, definition, or description).
- Deletion transactions sorted by:
  - Descending library hierarchical level,
  - Library,
  - Record type (uses, description, definition).

### Note

The replacement of entities (RP) does not ensure data consistency.

Example: if you replace a Data Element with another one in a Segment, RMEN does not modify the program lines where this Data Element is used by this Segment, except if you have requested the replacement in programs.

New occurrence codes longer than the initial ones may sometimes cause update transactions to be truncated. However, they will still belong to the flow of update transactions, but will also appear in the validation report with a warning message.

**Warning:** If not correctly managed, the RMEN procedure may have undesired effects on the Database. Caution is highly recommended when requesting its execution.

### **RMEN - Recommendations and Restrictions:**

Processing in a frozen session is possible. The number of the session is indicated on the '\*' line.

When an error is detected on the '\*' line, the request flow is not processed.

Only one '\*' line is authorized.

### All entity types



The MOVE+RENAME (MR) command first moves and then renames. The consequence is that all the entities bearing the same code within the sub-network of libraries equal to or lower than the target library are renamed by the RMEN procedure.

If this result is not satisfactory, it is advised to first run a RMEN/RENAME followed by a UPDT, then a RMEN/MOVE followed by another UPDT execution.

If the entity uses other entities, these used entities must exist in a library whose level is greater than or equal to that of the target library.

When an occurrence is renamed, if it is called on Assigned Text lines,

- it is changed on I-type lines,
- it is not changed on J-type lines.

### Data structures

Renaming a Data Structure causes the renaming of all its Segments.

**Warning:** An upward move of a Data Structure involves the upward move of all of its Segments contained in the source library in cases where the 'global upward move' field contains 'ALL'. If this field is blank, the Segments remain in the source library.

The existence of the Data Structure in an upper-level library is checked.

### Segments

These entities can only be moved upward. Their Data Structure must exist in a Library whose level is higher than or equal to that of the target Library.

The existence of a Segment in a library whose level is higher than or equal to that of the target Library is checked, as is that of called Segments, Data Elements, and MERISE Objects and Relationships.

### Reports

It is not possible to change a single report code or to replace a single report. It is however possible to perform an upward move of a single report.

However, you can rename, move upward or replace all the reports with the same prefixes (two first characters), you just need to enter '\*' in the third character place:

W2RN R xx\*

or W2MV R xx\*

or W2MR R xx\*

or W2RP R xx\*

An existence validation is performed in a library upper or equal to the target library for the called data elements only.

### Data elements

The indication of a parent Data Element code only affects the Data Element Definition in the source library. By default, a child Data Element remains attached to its parent. However, it is possible to suppress this link by entering the code '&&&&&&' in the parent Data Element field.

A child Data Element can be turned into a parent Data Element or may be assigned another parent by specifying a new parent Data Element code in the parent Data Element field.

In this case, the parent Data Element must be defined in a Library whose level is greater than or equal to the target Library.

A parent Data Element contained in a request must not have been previously processed as a source Data Element.

The format of the Data Element being moved remains the same, whatever the modification in relation to a parent Data Element.

If the target Data Element is used as an undefined Data Element, the format of its uses (on Segment or Report '-CE' screens) must correspond to the format specified in the Definition.

The renaming of a key Data Element of a Data Structure (indicated as an argument on the Call of Data Structures, '-CD' of a program) is not allowed.

### Programs

Their processing goes through a check on libraries whose level is higher than or equal to that of the target library of the:

- called Macro-Structures,
- called Data Structures,
- Segments or Data Elements called in WORKING-STORAGE.

## Screens

Screens are processed individually. RMEN does not process the whole Dialogue. The Dialogue must therefore exist in a library whose level is higher than or equal to that of the target library.

## Meta Entities

A Meta entity can be processed only if there is no other meta entity bearing the same call code in the sub-network of the target Library.

**Warning:** When the global upward move field contains 'ALL', an upward move of a Meta Entity involves the upward move of all of its User Entities contained in the source Library. If this field is blank, the User Entities remain in the source Library.

The existence of all Data Elements and User Relations called in the Definition lines is checked in a Library whose level is higher than or equal to the target Library.

## User Entities

The existence of the Meta entity in a Library higher than or equal to that of the target Library is checked, as is that of occurrences linked to the User Entities or details lines.

## Merise entities

For MERISE Objects and Properties called in description lines, an existence check is performed in the library whose level is higher than or equal to that of the target library.

## Database Blocks

The existence of MERISE objects or called segments is checked.

## Volumes

The existence of Reports called in the Volume Definition screen is checked.

## The Workstation entities

Calls of the '//A', '//M', '//D', '//O' and '//F' type are used to extract all the WorkStation entities. The local entity type must be entered (in the entity type field) as well as the code of entity before processing, the code of the source Library and the code of the entity after processing.

The WorkStation methodology (MERISE, IFW, OMT, YSM...) is entered in a special field at position 10 in the command line corresponding to the environment (line type : 'E').

**Warning:** One procedure execution can process entities related to only one Methodology.

## **Sub-Network and Entities Comparison**

### **CPSN - Introduction:**

The Sub-Network Comparison procedure (CPSN) compares the images of two sub-networks extracted by the PACX procedure (EXLI extractor, formatting for CPSN), which may or may not belong to the same network, or the images of entities extracted by the PACX procedure (EXTR or EXUE extractor, formatting for CPSN), in order to obtain the batch update transactions which will align the 'slave' sub-network or entities with the 'master' sub-network or entities.

- 'Master' sub-network = reference sub-network,
- 'Slave' sub-network = sub-network to align with the Master entity.
- 'Master' entity = reference entity,
- 'Slave' entity = entity to align with the reference entity

### Execution conditions

None.

### Abnormal execution

If an abend occurs, the procedure can be restarted as it is once the problem has been solved.

### **CPSN - User Input:**

No specific line.

### Note

The sub-networks or entities to be compared must have been extracted via the PACX procedure (EXLI, EXTR or EXUE extractor; formatting for CPSN).

They must contain the same number of libraries (checked by the system) and have the same structure.

## PACX - Description of Steps

Input recognition: PTU001

Check of VSAM files: IDCAMS

Initialization of the KSDS work file: IDCAMS

Extraction: PACX

This step extracts transactions according to user input.

Code	Physical name	Type	Label
PAC7AE	&INDSV..BVPAE	Input	Error messages
PAC7AN	&INDUV..&BASE.AN	Input	Development Database index
PAC7AR	&INDUV..&BASE.AR	Input	Development Database data
PAC7AY	&INDUV..&BASE.AY	Input	Development Database extension data
PACGGN	&INDSV..BVPGN	Input	Administration Database index
PACGGR	&INDSV..BVPGR	Input	Administration Database data
PACGGU	&INDSV..BVPGU	Input	Administration Database users
PAC7PJ	&INDUN..&BASE.PJ(0)	Input	Archived transactions
PAC7MB	&&PACXMB	Input	User input
PAC7MA	DUMMY	Input	CPSN Master file
PAC7ES	DUMMY	Input	CPSN Slave file
PAC7BM	&&PACXBM	Input/Output	User input
PAC7MM	&&PACXMM	Input/Output	EXPU Work file
PAC7MJ	&&PACXMJ	Input/Output	EXPJ Work file
PAC7TE	&&PACXTE	Input/Output	RMEN Work file
PAC7RE	&&PACXRE	Input/Output	RMEN Work file
PAC7RM	&&PACXRM	Input/Output	RMEN Work file
PAC7WD	&&PACXWD	Input/Output	Extracted transactions
SYSEXT	&INDUV..SYSEXT.&USER	Input/Output	Work file
PAC7RQ	DUMMY	Input/Output	Work file
PAC7MV	&&MV	Output	Extracted transactions for UPDT

Code	Physical name	Type	Label
PAC7MR	&&MR	Output	Extracted transactions for REOR (EXPU)
PAC7MX	&&MX	Output	Non extracted entities (PACX)
PAC7GY	&&GY	Output	Extracted transactions for UPDP
PAC7TD	&&TD	Output	Extracted transactions for CPSN
PAC7UE	&&UE	Output	Extracted transactions for EXUE
PAC7IA		Report	General printout of the program stream
PAC7DD		Report	Errors on input transactions
PAC7ED		Report	Extractions report
PAC7EE		Report	Extractions report
PAC7EG		Report	Extractions report
PAC7EM		Report	Extractions report
PAC7EP		Report	Extractions report
PAC7EQ		Report	Extractions report
PAC7EU		Report	Extractions report
PAC7EZ		Report	Extractions report
SORTWK01		Sort	
SORTWK02		Sort	
SORTWK03		Sort	

Return codes:

- 0: No error
- 4: Error in user input (detailed in PAC7EE) or in EXTR/EXUE extractions (detailed in PAC7EZ)
- 8: Error in '\*' line (detailed in PAC7DD) or in EXLI (Database not available)

Deletion of the KSDS work file: IDCAMS

### **PACX - Execution JCL**

```

//* -----
//*      VISUALAGE PACBASE
//*
//* -----

```

```

/**          - EXTRACTIONS FROM DATABASE -
/**          - EXTRACTIONS COMPARATOR   -
/** -----
/**
/** THE PACX PROCEDURE ALLOWS TO PERFORM VARIOUS TYPES
/** OF DATA EXTRACTIONS FROM THE DEVELOPMENT DATABASE
/** VIA PAF EXTRACTOR.
/**
/** POSSIBLE VALUES FOR THE EXTRACTOR CODE INCLUDE:
/** - EXTR:  EXTRACTION OF ENTITIES
/** - EXTA:  EXTRACTION OF ENTITIES (EXTRACTED TRANSACTIONS
/**         ARE SORTED, ACCORDING TO THE INPUT
/**         IDENTIFICATION LINES ORDER.
/**         EACH REQUEST IS THUS PRECEDED BY A "*" LINE,
/**         EXTRACTED TRANSACTIONS WILL BE SORTED IN THE
/**         REQUEST ORDER).
/** - EXUE:  EXTRACTION OF USER ENTITIES
/** FOLLOWING VALUES ARE RESERVED FOR THE ADMINISTRATOR:
/** - EXLI:EXTRACTION OF LIBRARIES OR LIBRARY SUB-NETWORKS
/** - EXPJ:EXTRACTION OF JOURNAL (FORMATTING FOR CPSN IS
/**         NOT POSSIBLE)
/** - EXPU:EXTRACTION OF ENTITIES TO BE PURGED
/**         (FORMATTING FOR CPSN IS NOT POSSIBLE)
/** - RMEN:EXTRACTION OF ENTITIES FOR UPLOAD/REPLACEMENT/
/**         RECODING (FORMATTING FOR CPSN IS NOT POSSIBLE).
/**         RMEN IS SUBJECT TO A SEPARATE PURCHASE AGREEMENT
/** - CPSN:COMPARISON OF SUB-NETWORKS.
/**
/** -----
/**
/**BVPPACX  PROC BASE=$BASE,                CODE OF DEVPT DATABASE
/**          INDSV='$INDSV',                INDEX OF SYSTEM VSAM FILES
/**          INDSN='$INDSN',                INDEX OF SYSTEM NON-VSAM FILES
/**          INDUV='$INDUV',                INDEX OF USER VSAM FILES
/**          INDUN='$INDUN',                INDEX OF USER NON-VSAM FILES
/***:       VSAMCAT='$VCAT',                USER VSAM CATALOG
/***:       SYSTCAT='$SCAT',                SYSTEM VSAM CATALOG
/**          STEPLIB='$HLQ..SBVPMBR8',      LIBRARY OF LOAD-MODULES
/**          SORTLIB='$BIBT',                SORT LIBRARY
/**          USER=,                          USER CODE
/**          LSR='BLSR',                      LSR BATCH SYSTEM NAME
/**          OUT=$OUT,                        UTILITIES AND ERRORS OUTPUT CLASS
/**          OUTL=$OUT,                       OUTPUT CLASS OF REPORTS
/**          UWK=$UWK,                         WORK UNIT
/**          SPAMB='(TRK,(5,1),RLSE)',        REQUEST FILE SPACE
/**          SPAMV='(TRK,(50,10),RLSE)',      UPDT FILE SPACE
/**          SPAGY='(TRK,(50,10),RLSE)',      UPDP FILE SPACE
/**          SPATD='(TRK,(50,10),RLSE)',      CPSN FILE SPACE
/*******
/**INPUT EXEC PGM=BVPTU001
/**-----
/**STEPLIB DD DSN=&STEPLIB,DISP=SHR
/**        DD DSN=$BCOB,DISP=SHR
/**CARTE   DD DDNAME=SYSIN
/**PAC7MB  DD DSN=&&PACXMB,DISP=(,PASS),

```





```

//AYLSR DD DSN=&INDUV..&BASE.AY,DISP=SHR
//PAC7AY DD SUBSYS=(&LSR,'DDNAME=AYLSR','BUFND=40')
//GNLSR DD DSN=&INDSV..BVPGN,DISP=SHR
//PACGGN DD SUBSYS=(&LSR,'DDNAME=GNLSR','BUFND=10','BUFNI=10')
//GRLSR DD DSN=&INDSV..BVPGR,DISP=SHR
//PACGGR DD SUBSYS=(&LSR,'DDNAME=GRLSR','BUFND=10')
//GULSR DD DSN=&INDSV..BVPGU,DISP=SHR
//PACGGU DD SUBSYS=(&LSR,'DDNAME=GULSR','BUFND=10','BUFNI=10')
//PAC7PJ DD DSN=&INDUN..&BASE.PJ(0),DISP=SHR
//PAC7IA DD SYSOUT=&OUTL
//PAC7DD DD SYSOUT=&OUTL
//PAC7ED DD SYSOUT=&OUTL
//PAC7EE DD SYSOUT=&OUTL
//PAC7EG DD SYSOUT=&OUTL
//PAC7EM DD SYSOUT=&OUTL
//PAC7EP DD SYSOUT=&OUTL
//PAC7EQ DD SYSOUT=&OUTL
//PAC7EU DD SYSOUT=&OUTL
//PAC7EZ DD SYSOUT=&OUTL
//PAC7MA DD DUMMY
//PAC7ES DD DUMMY
//SYLSR DD DSN=&INDUV..SYSEXT.&USER,DISP=SHR
//SYSEXT DD SUBSYS=(&LSR,'DDNAME=SYLSR')
//PAC7MB DD DSN=&&PACXMB,DISP=(OLD,DELETE,DELETE)
//PAC7BM DD DSN=&&PACXBM,DISP=(,DELETE),UNIT=&UWK,
// DCB=BLKSIZE=3440,SPACE=&SPAMB
//PAC7MM DD DSN=&&PACXMM,DISP=(,DELETE),UNIT=&UWK,
// SPACE=&SPAMV,
// DCB=(RECFM=FB,LRECL=113,BLKSIZE=11300)
//PAC7MJ DD DSN=&&PACXMJ,DISP=(,DELETE),UNIT=&UWK,
// SPACE=&SPAMV,
// DCB=(RECFM=FB,LRECL=158,BLKSIZE=6320)
//PAC7TE DD DSN=&&PACXTE,DISP=(,DELETE),UNIT=&UWK,
// SPACE=&SPATD,
// DCB=(RECFM=FB,LRECL=323,BLKSIZE=6460)
//PAC7RE DD DSN=&&PACXRE,DISP=(,DELETE),UNIT=&UWK,
// SPACE=&SPATD,
// DCB=(RECFM=FB,LRECL=36,BLKSIZE=6012)
//PAC7RM DD DSN=&&PACXRM,DISP=(,DELETE),UNIT=&UWK,
// SPACE=&SPATD,
// DCB=(RECFM=FB,LRECL=286,BLKSIZE=6292)
//PAC7RQ DD DUMMY
//PAC7WD DD DSN=&&PACXWD,DISP=(,DELETE),UNIT=&UWK,
// SPACE=&SPATD,
// DCB=(RECFM=FB,LRECL=286,BLKSIZE=6292)
//SORTLIB DD DSN=&SORTLIB,DISP=SHR
//SORTWK01 DD UNIT=&UWK,SPACE=(CYL,(3,1),,CONTIG)
//SORTWK02 DD UNIT=&UWK,SPACE=(CYL,(3,1),,CONTIG)
//SORTWK03 DD UNIT=&UWK,SPACE=(CYL,(3,1),,CONTIG)
//PAC7MV DD DSN=&&MV,DISP=(,PASS),UNIT=&UWK,
// SPACE=&SPAMV,
// DCB=(RECFM=FB,LRECL=80,BLKSIZE=6160)
//PAC7MR DD DSN=&&MR,DISP=(,PASS),UNIT=&UWK,
// SPACE=&SPAMV,
// DCB=(RECFM=FB,LRECL=80,BLKSIZE=6160)

```

```

//PAC7MX DD DSN=&&MX,DISP=(,PASS),UNIT=&UWK,
//      SPACE=&SPAMB,
//      DCB=(RECFM=FB,LRECL=80,BLKSIZE=6160)
//PAC7TD DD DSN=&&TD,DISP=(,PASS),UNIT=&UWK,
//      SPACE=&SPATD,
//      DCB=(RECFM=FB,LRECL=286,BLKSIZE=6292)
//PAC7GY DD DSN=&&GY,DISP=(,PASS),UNIT=&UWK,
//      SPACE=&SPAGY,
//      DCB=(RECFM=FB,LRECL=310,BLKSIZE=6200)
//PAC7UE DD DSN=&&UE,DISP=(,PASS),UNIT=&UWK,
//      SPACE=&SPAMV,
//      DCB=(RECFM=FB,LRECL=230,BLKSIZE=6440)
//SYSUDUMP DD SYSOUT=&OUT
//*
//PRMSYS EXEC PGM=BVPRMSYS,PARM='&USER,&INDUV',COND=EVEN
//*-----
//STEPLIB DD DSN=&STEPLIB,DISP=SHR
//      DD DSN=$BCOB,DISP=SHR
//SYSOUT DD SYSOUT=&OUT
//PACRIN DD DSN=&INDSN.BVPSY(DLSYSEXT),DISP=SHR
//PACROU DD DSN=&&DLSYSEXT,DISP=(,PASS),SPACE=(TRK,1),
//      UNIT=&UWK,
//      DCB=(RECFM=FB,LRECL=80,BLKSIZE=800)
//DELETE EXEC PGM=IDCAMS,COND=EVEN
//*-----
//*:STEP CAT DD DSN=&VSAMCAT,DISP=SHR
//SYSPRINT DD SYSOUT=&OUT
//SYSIN DD DSN=&&DLSYSEXT,DISP=(OLD,DELETE)

```

---

## Session Management

### Introduction

The VA Pac session number cannot be greater than 9999. When the session number is close to 9999, the utility program re-assigns all the session numbers by incrementing the numbers of frozen sessions by 1 (starting from session 0001 or from a session chosen by the Administrator).

The utility consists in two procedures: the ESES preparation procedure and CSES compression procedure.

### Note

The session freeze is performed by the UPDT procedure or via the Administrator workbench. It increments the current session number.

This reassignment is carried out on sequential images of the files that include the session number, i.e. the backup files of the Database (PC), of the Journal (PJ), of the DSMS Journal (BJ), of the DSMS Database (BB), and of the Pactables Database (TC).

## ESES - Session Numbers Extraction

### ESES - Introduction

The Extraction of Session Numbers procedure (ESES) creates a table of correspondence between older frozen sessions and new frozen sessions.

#### Preliminary operations

Backup of the Development Database :

- Journal archiving (ARCH)
- Backup of the VA Pac Database (PACS with SAVE option)

If Pactables is installed:

- Table backup (SVTA)

If DSMS is installed, perform a backup of the DSMS environment:

- DSMS journal archiving (DARC)
- Backup of the DSMS Database (DSAV)

#### Execution conditions

None.

### ESES - User Input

A '\*' line with User code and Password is required.

One line (optional) per session number to force:

Position	Length	Value	Meaning
2	1	'S'	Line Code
3	4	nnnn	Original session number
7	4	nnnn	New session number

### ESES - Description of Steps

Input recognition: PTU001

Creation of the Session matching file: PTUESS

Code	Physical name	Type	Label
PAC7AE	&INDSV..BVPAE	Input	Error messages

Code	Physical name	Type	Label
PAC7AR	&INDUV..&BASE.AR	Input	Development Database data
PAC7AN	&INDUV..&BASE.AN	Input	Development Database index
PACGGR	&INDSV..BVPGR	Input	Administration Database data
PACGGN	&INDSV..BVPGN	Input	Administration Database index
PACGGU	&INDSV..BVPGU	Input	Administration Database users
PAC7MB	&&ESESMB	Input	Input transactions
PAC7MV	&ESESFILE	Output	Session-number correspondence table
PAC7EU		Report	Extraction report
PAC7DD		Report	Batch procedure authorization option

Return codes:

- 8: No authorization for this procedure.

### ESES - Execution JCL

```

/** -----
/**      VISUALAGE PACBASE
/**
/** -----
/**      - SESSION NUMBERS CORRESPONDENCE TABLE -
/**
/** -----
/**
/** THE EXTRACTION OF SESSION NUMBERS PROCEDURE
/** (ESES) CREATES A CORRESPONDENCE-TABLE FILE LINKING
/** OLDER FROZEN SESSIONS AND NEW FROZEN SESSIONS.
/**
/** INPUT :
/** - USER IDENTIFICATION LINE (REQUIRED)
/** - COMMAND LINE :
/** COL 2 : "S"      LINE CODE
/** COL 3 : (4 N)   ORIGINAL SESSION NUMBER
/** COL 7 : (4 N)   NEW SESSION NUMBER
/** -----
/**
/**/BVPESES  PROC BASE=$BASE,                CODE OF DEVPT DATABASE
/**          INDSV='$INDSV',                INDEX OF SYSTEM VSAM FILES
/**          INDUV='$INDUV',                INDEX OF VSAM USER FILES
/**          INDSN='$INDSN',                INDEX OF SYSTEM NON-VSAM FILES
/**          ESESFILE=,                    SESSION NUMBER FILE DSNAME
/**          VOLS='$SER=$VOLUN',            SESSION NUMBER FILE VOLUME
/**          UNITS=$UNITUN,                SESSION NUMBER FILE UNIT
/**          STEPLIB='$HLQ..SBVPMBR8',     LIBRARY OF LOAD-MODULES
/***:      VSAMCAT='$VCAT',                USER VSAM CATALOG
/***:      SYSCAT='$SCAT',                SYSTEM VSAM CATALOG

```

```

//          SPAMB='(TRK,(30,10))', SPACE OF EXTRACTED TRANSACTIONS
//          UWK=$UWK,                                WORK UNIT
//          OUT=$OUT                                  OUTPUT CLASS
//*****
//INPUT EXEC PGM=BVPTU001
//*-----
//STEPLIB DD DSN=&STEPLIB,DISP=SHR
//          DD DSN=$BCOB,DISP=SHR
//CARTE DD DDNAME=SYSIN
//PAC7MB DD DSN=&&ESESMB,DISP=(,PASS),
//          UNIT=&UWK,SPACE=(TRK,(5,1),RLSE),
//          DCB=(RECFM=FB,LRECL=80,BLKSIZE=6160)
//PTUESS EXEC PGM=BVPTUESS
//*-----
//STEPLIB DD DSN=&STEPLIB,DISP=SHR
//          DD DSN=$BCOB,DISP=SHR
//*:STEP CAT DD DSN=&VSAMCAT,DISP=SHR
//*:          DD DSN=&SYSTCAT,DISP=SHR
//SYSOUT DD SYSOUT=&OUT
//PAC7DD DD SYSOUT=&OUT
//PAC7EU DD SYSOUT=&OUT
//PAC7AE DD DSN=&INDSV..BVP AE,DISP=SHR
//PAC7AN DD DSN=&INDUV..&BASE.AN,DISP=SHR
//PAC7AR DD DSN=&INDUV..&BASE.AR,DISP=SHR
//PACGGN DD DSN=&INDSN..BVP GN,DISP=SHR
//PACGGU DD DSN=&INDSN..BVP GU,DISP=SHR
//PACGGR DD DSN=&INDSN..BVP GR,DISP=SHR
//PAC7MB DD DSN=&&ESESMB,DISP=(OLD,DELETE)
//PAC7MV DD DSN=&ESESFILE,DISP=(,CATLG),
//          UNIT=&UNITS,VOL=&VOL,S,
//          SPACE=&SPAMB,
//          DCB=(RECFM=FB,BLKSIZE=5000,LRECL=5)
//SYSUDUMP DD SYSOUT=&OUT

```

## CSES - Compression of Session Numbers

### CSES - Introduction

The Compression of Session Numbers procedure (CSES) compresses the session numbers of the Development Database logical backups, the Pactables Database if this module is installed on the site, and the DSMS Database if this module is installed on the site. It uses the correspondence table created by the ESES procedure.

The resulting files must be restored.

#### Execution conditions

None.

Yet, all the backups to be processed must be valid.

## CSES - User Input

A \* line with User Code and Password.

The user input is used to indicate the list of files to be retrieved (PC, PJ, BB, BJ, and TC), in order to execute the retrieval after one or several runs.

The line is built as follows:

Position	Length	Value	Meaning
2	1	'S'	Line code
3	21		Code of files to be retrieved (PC PJ BB BJ TC) separated with a blank (1)
33	4		If the DSMS Database has to be retrieved: Development Database logical code

(1) If you choose PC, you must specify 'PC=1' in the JCL used to execute the BVPCSES procedure; as well as if you choose PJ, you must indicate 'PJ=1' in this JCL.

Otherwise the created backup files (PC(+1) PD(+1) PY(+1) in the first case, and PJ(+1) in the second case are deleted at the end of the procedure.

You must verify that the PC and PJ parameters of the procedure are always synchronous with those entered in the parameter line.

Actually, if you specify 'PC=1' or 'PJ=1' without setting the parameter line, the backup will be empty.

## CSES - Description of Steps

Input recognition: PTU001

Creation of backup files (+1): IEBGENER

Compression of Session numbers: PTUCSS

Code	Physical name	Type	Label
PAC7AE	&INDSV..BVP AE	Input	Error messages
PACGGR	&INDSV..BVPGR	Input	Administration Database data
PACGGN	&INDSV..BVPGN	Input	Administration Database index
PACGGU	&INDSV..BVPGU	Input	Administration Database users

Code	Physical name	Type	Label
PAC7MV	&ESESFILE	Input	Session numbers correspondence table
PAC7MB	&&CSESMB	Input	Parameter line
PAC7PC	&INDUN..&BASE.PC(0)	Input	Development Database backup
PAC7PD	&INDUN..&BASE.PD(0)	Input	If Dispatch option of the backup: Backup 2 of the Development Database
PAC7PY	&INDUN..&BASE.PY(0)	Input	If Dispatch option of the backup: Backup 3 of the Development Database
PAC7CP	&INDUN..&BASE.PC(+1)	Output	If Dispatch option of the backup:
PAC7DP	&INDUN..&BASE.PD(+1)	Output	If Dispatch option of the backup: Backup 2 of the Development Database
PAC7YP	&INDUN..&BASE.PY(+1)	Output	If Dispatch option of the backup: Backup 3 of the Development Database
PAC7PJ	&INDUN..&BASE.PJ(0)	Input	Backup of the Development Database Journal
PAC7JP	&INDUN..&BASE.PJ(+1)	Output	Backup of the Development Database Journal
PACDBB	&DSMSBB0	Input	DSMS Database backup (if DSMS is installed)
PACDJB	&DSMSBB1	Output	DSMS Database backup (if DSMS is installed)
PACDDJ	&DSMSBJ0	Input	Retrieval of DSMS archived Journal (if DSMS is installed)
PACDJD	&DSMSBJ1	Output	Retrieval of DSMS archived Journal (if DSMS is installed)
PAC7TC	&DSNTC0	Input	Retrieval of Pactables backup (if Pactables is installed)
PAC7CT	&DSNTC1	Output	Retrieval of Pactables backup (if Pactables is installed)
PAC7EU		Report	Execution output
PAC7DD		Report	Batch procedure authorization option

Return codes:

- 8: No authorization for this procedure.

#### Backup deletion: IEFBR14

Deletion of all the backups in case of Database inconsistency, of the PC, PD and PY backups if the PC parameter is equal to 0, and of the PJ backup if the PJ parameter is equal to 0.

Code	Physical name	Type	Label
DDPC	&INDUN..&BASE.PC(+1)	Input	Database sequential image
DDPD	&INDUN..&BASE.PD(+1)	Input	If backup Dispatch option: Database sequential image 2
DDPY	&INDUN..&BASE.PY(+1)	Input	If backup Dispatch option: Database sequential image 3
DDPJ	&INDUN..&BASE.PJ(+1)	Input	Development Database journal backup
DDBB	&DSMSBB1	Input	DSMS Database backup (if DSMS is installed)
DDBJ	&DSMSBJ1	Input	Retrieval of DSMS archived Journal (if DSMS is installed)
DDTC	&DSNTC1	Input	Retrieval of Pactables backup (if Pactables is installed)

This step is executed if the return code of the previous program is greater than 4.

#### **CSES - Execution JCL**

```

/** -----
/**      VISUALAGE PACBASE
/**
/** -----
/**          - COMPRESSION OF SESSION NUMBERS -
/**
/** -----
/**
/** THE COMPRESSION OF SESSION NUMBERS PROCEDURE (CSES)
/** COMPRESSES THE SESSION NUMBERS OF THE DEVELOPMENT
/** DATABASE LOGICAL BACKUPS, THE PACTABLES DATABASE IF
/** THIS MODULE IS INSTALLED ON THE SITE, AND THE DSMS DATA
/** BASE IF THIS MODULE IS INSTALLED ON THE SITE. IT USES
/** THE CORRESPONDENCE TABLE CREATED BY THE ESES PROCEDURE.
/** THE RESULTING FILES MUST BE RESTORED.
/**
/** INPUT :
/** - USER IDENTIFICATION LINE (REQUIRED)
/** - COMMAND LINE :
/** COL 2 : "S"          LINE CODE

```



```

/** COL 3 : (21 CAR.) CODE OF THE FILES TO RETRIEVE (PC
/** PJ BB BJ TC) SEPARATED WITH A BLANK
/** COL 33 : (4 CAR.) IF THE DSMS DATABASE HAS TO BE
/** RETRIEVED : DEVELOPMENT DATABASE LOGICAL CODE
/** -----
/**
/**/BVPCSES PROC BASE=$BASE, CODE OF DEVPT DATABASE
/** INDSV='$INDSV', INDEX OF SYSTEM VSAM FILES
/** INDUN='$INDUN', INDEX OF DEVPT BACKUP FILES
/** DSMSBB0=, DSMS DATABASE BACKUP (0)
/** DSMSBB1=, DSMS DATABASE BACKUP (+1)
/** DSMSBJ0=, RETRIEVAL OF DSMS ARCHIVE (0)
/** DSMSBJ1=, RETRIEVAL OF DSMS ARCHIVE (+1)
/** ESEFILE=, SESSION NUMBERS FILE DSNAME
/** PC=, COMPRESSION SESSION NUMBER OF PC FILE
/** PJ=, COMPRESSION SESSION NUMBER OF PJ FILE
/** DSNTC0=, TABLES BACKUP FILE DSNAME (0)
/** DSNTC1=, TABLES BACKUP FILE DSNAME (+1)
/** STEPLIB='$HLQ..SBVPMBR8', LIBRARY OF LOAD-MODULES
/***: VSAMCAT='$VCAT', USER VSAM CATALOG
/***: SYSCAT='$SCAT', SYSTEM VSAM CATALOG
/** UWK=$UWK, WORK UNIT
/** DSCB='$DSCB', DSCB MODEL FILE
/** OUT=$OUT, OUTPUT CLASS
/** VOLS='SER=$VOLUN', BACKUP VOLUME
/** UNITS=$UNITUN, BACKUP UNIT
/** SPAPC='(TRK,(300,10),RLSE)', PC BACKUP SPACE
/** SPAPD='(TRK,(300,10),RLSE)', PD BACKUP SPACE
/** SPAPY='(TRK,(100,10),RLSE)', PY BACKUP SPACE
/** SPAPJ='(TRK,(100,10),RLSE)', PJ BACKUP SPACE
/*******
/**/INPUT EXEC PGM=BVPTU001
/**-----
/**/STEPLIB DD DSN=&STEPLIB,DISP=SHR
/** DD DSN=$BCOB,DISP=SHR
/**/CARTE DD DDNAME=SYSIN
/**/PAC7MB DD DSN=&&CSESMB,DISP=(,PASS),
/** UNIT=&UWK,SPACE=(TRK,(5,1),RLSE),
/** DCB=(RECFM=FB,LRECL=80,BLKSIZE=6160)
/**/IEBPC1 EXEC PGM=IEBGENER
/**-----
/**/SYSPRINT DD DUMMY
/**/SYSIN DD DUMMY
/**/SYSUT1 DD DUMMY
/**/SYSUT2 DD DSN=&INDUN..&BASE.PC(+1),
/** DISP=(,CATLG,DELETE),
/** UNIT=&UNITS,VOL=&VOLS,
/** SPACE=&SPAPC,
/** DCB=(&DSCB,RECFM=VB,BLKSIZE=27998,LRECL=1023)
/**/IEBPD1 EXEC PGM=IEBGENER
/**-----
/**/SYSPRINT DD DUMMY
/**/SYSIN DD DUMMY
/**/SYSUT1 DD DUMMY
/**/SYSUT2 DD DSN=&INDUN..&BASE.PD(+1),

```

```

//          DISP=(,CATLG,DELETE),
//          UNIT=&UNITS,VOL=&VOLS,
//          SPACE=&SPAPD,
//          DCB=(&DSCB,RECFM=VB,BLKSIZE=27998,LRECL=1023)
//IEBPY1 EXEC PGM=IEBGENER
//*-----
//SYSPRINT DD DUMMY
//SYSIN    DD DUMMY
//SYSUT1   DD DUMMY
//SYSUT2   DD DSN=&INDUN..&BASE.PY(+1),
//          DISP=(,CATLG,DELETE),
//          UNIT=&UNITS,VOL=&VOLS,
//          SPACE=&SPAPY,
//          DCB=(&DSCB,RECFM=VB,BLKSIZE=27998,LRECL=1023)
//IEBPJ1 EXEC PGM=IEBGENER
//*-----
//SYSPRINT DD DUMMY
//SYSIN    DD DUMMY
//SYSUT1   DD DUMMY,DCB=(RECFM=FB,BLKSIZE=27880,LRECL=170)
//SYSUT2   DD DSN=&INDUN..&BASE.PJ(+1),
//          DISP=(,CATLG,DELETE),
//          UNIT=&UNITS,VOL=&VOLS,
//          SPACE=&SPAPJ,
//          DCB=(&DSCB,RECFM=FB,BLKSIZE=27880,LRECL=170)
//PTUCSS   EXEC PGM=BVPTUCSS
//*-----
//STEPLIB  DD DSN=&STEPLIB,DISP=SHR
//          DD DSN=$BCOB,DISP=SHR
//*:STEPCAT DD DSN=&VSAMCAT,DISP=SHR
//*:       DD DSN=&SYSTCAT,DISP=SHR
//SYSOUT   DD SYSOUT=&OUT
//PAC7DD   DD SYSOUT=&OUT
//PAC7EU   DD SYSOUT=&OUT
//PAC7AE   DD DSN=&INDSV..BVPAE,DISP=SHR
//PACGGN   DD DSN=&INDSV..BVPGN,DISP=SHR
//PACGGU   DD DSN=&INDSV..BVPGU,DISP=SHR
//PACGGR   DD DSN=&INDSV..BVPGR,DISP=SHR
//PAC7MB   DD DSN=&&CSESMB,DISP=(OLD,PASS)
//PAC7MV   DD DSN=&ESESFILE,DISP=SHR
//PAC7PC   DD DSN=&INDUN..&BASE.PC(0),DISP=SHR
//PAC7PD   DD DSN=&INDUN..&BASE.PD(0),DISP=SHR
//PAC7PY   DD DSN=&INDUN..&BASE.PY(0),DISP=SHR
//PAC7PJ   DD DSN=&INDUN..&BASE.PJ(0),DISP=SHR
//PAC7CP   DD DSN=*.IEBPC1.SYSUT2,DISP=(OLD,,DELETE)
//PAC7DP   DD DSN=*.IEBPD1.SYSUT2,DISP=(OLD,,DELETE)
//PAC7YP   DD DSN=*.IEBPY1.SYSUT2,DISP=(OLD,,DELETE)
//PAC7JP   DD DSN=*.IEBPJ1.SYSUT2,DISP=(OLD,,DELETE)
//PACDBB   DD DSN=&DSMSBB0,DISP=SHR
//PACDJB   DD DSN=&DSMSBB1
//PACDDJ   DD DSN=&DSMSBJ0,DISP=SHR
//PACDJD   DD DSN=&DSMSBJ1
//PAC7TC   DD DSN=&DSNTC0,DISP=SHR
//PAC7CT   DD DSN=&DSNTC1
//SYSUDUMP DD SYSOUT=&OUT
//PC2IF    IF (&PC = 1 AND RC > 4) OR (&PC = 0) THEN

```

```

//DELPC EXEC PGM=IEFBR14
//*-----
//DDPC DD DSN=*.IEBPC1.SYSUT2,DISP=(OLD,DELETE)
//DDPD DD DSN=*.IEBPD1.SYSUT2,DISP=(OLD,DELETE)
//DDPY DD DSN=*.IEBPY1.SYSUT2,DISP=(OLD,DELETE)
//ENDPC2IF ENDIF
//PJ2IF IF (&PJ = 1 AND RC > 4) OR (&PJ = 0) THEN
//DELPJ EXEC PGM=IEFBR14
//*-----
//DDPY DD DSN=*.IEBPJ1.SYSUT2,DISP=(OLD,DELETE)
//ENDPJ2IF ENDIF
//DELFIC EXEC PGM=IEFBR14,COND=(4,GT,PTUCSS)
//*-----
//DDBB DD DSN=&DSMSBB1,DISP=(OLD,DELETE)
//DDBJ DD DSN=&DSMSBJ1,DISP=(OLD,DELETE)
//DDTC DD DSN=&DSNTC1,DISP=(OLD,DELETE)

```

---

## Management of Access Keys and User Rights

### UKD0 - Introduction

This procedure prepares the matching file for the user rights of the old and the new key, before the key is activated via the UKD1 procedure.

The output file must be checked by the user : it may be modified, especially if the key range has changed.

#### Execution condition

Non, since this procedure does not update the database.

#### Printed report

This procedure prints a report which lists the errors (EK2) as well as a validation report (EK3) which allows, if necessary, to correct the generated matching file.

#### Result

A matching file for the user rights between the old and the new key. This file will be used as input to the UKD1 procedure.

### UKD0 - User input

A '\*' line with a user code and password.

The user must be an Administrator.

A 'K'-type line to specify the key to be activated.

This line is optional ; if it is not specified, the first key whose expiring date is still valid will be taken into account.

Pos.	Len.	Value	Meaning
2	1	'K'	Line code to activate the key
3	14		Identifier of the key to be activated (formatted as CCYYMMDDHHMMSS). This key must exist in the Administration Database as 'Archive', must not be a test key and must not be expired.

## UKD0 - Description of Steps

Input recognition: PTU001

Preparation of the Rights' matching file: PTUKD0

Code	Physical name	Type	Label
PAC7MB	&&UKD0MB	Input	User input
PAC7AR	&INDSV..BVPGR	Input	Administration Database data
PAC7AN	&INDSV..BVPGN	Input	Administration Database index
PAC7AE	&INDSV..BVPAE	Input	Error messages
PACGGR	&INDSV..BVPGR	Input	Administration Database data
PACGGN	&INDSV..BVPGN	Input	Administration Database index
PACGGU	&INDSV..BVPGU	Input	Administration Database users
PAC7DD		Report	Authorization review
PAC7EK		Report	Validation reports
PAC7MD	&INUKD1	Output	Rights' matching

## UKD0 - Execution JCL

```

/* -----
/*      VISUALAGE PACBASE
/*
/* -----
/*      -   PREPARATION BEFORE ACTIVATION KEY       -
/*
/* -----
/*
//BVPUKD0  PROC INDSV='$INDSV',      INDEX OF SYSTEM VSAM FILES
//          INDSN='$INDSN',          INDEX OF SYSTEM NON VSAM FILES
//*:       VSAMCAT='$VCAT',          USER VSAM CATALOG
//*:       SYSTCAT='$SCAT',          SYSTEM VSAM CATALOG
//          STEPLIB='$HLQ..SBVPMBR8', LIBRARY OF LOAD-MODULES
//          LSR='BLSR',              LSR BATCH SYSTEM NAME
//          INUKD1=,                 OUTPUT FOR UKD1 PROC
//          OUT=$OUT,                UTILITIES AND ERRORS OUTPUT CLASS

```

```

//          OUTL=$OUT,                OUTPUT CLASS OF REPORTS
//          UWK=$UWK,                  WORK UNIT
//          SPAMD='(TRK,(50,10),RLSE) '  GY FILE SPACE
//*****
//INPUT EXEC PGM=BVPTU001
//*-----
//STEPLIB DD DSN=&STEPLIB,DISP=SHR
//          DD DSN=$BCOB,DISP=SHR
//CARTE   DD DDNAME=SYSIN
//PAC7MB  DD DSN=&&UKD0MB,DISP=(,PASS),
//          UNIT=&UWK,SPACE=(TRK,(5,1),RLSE),
//          DCB=(RECFM=FB,LRECL=80,BLKSIZE=6160)
//VERIFY EXEC PGM=IDCAMS
//*-----
//*:STEPCAT DD DSN=&VSAMCAT,DISP=SHR
//*:          DD DSN=&SYSTCAT,DISP=SHR
//SYSPRINT DD SYSOUT=&OUT
//PACGGN  DD DSN=&INDSV..BVPGN,DISP=SHR
//PACGGR  DD DSN=&INDSV..BVPGR,DISP=SHR
//PACGGU  DD DSN=&INDSV..BVPGU,DISP=SHR
//SYSIN   DD DSN=&INDSN..BVPSY(VERIFGN),DISP=SHR
//          DD DSN=&INDSN..BVPSY(VERIFGR),DISP=SHR
//          DD DSN=&INDSN..BVPSY(VERIFGU),DISP=SHR
//PTUKD0  EXEC PGM=BVPTUKD0,REGION=0K
//*-----
//*:STEPCAT DD DSN=&SYSTCAT,DISP=SHR
//*:          DD DSN=&VSAMCAT,DISP=SHR
//STEPLIB DD DSN=&STEPLIB,DISP=SHR
//          DD DSN=$BCOB,DISP=SHR
//SYSOUT   DD SYSOUT=&OUT
//SYSOUX   DD SYSOUT=&OUT
//SYSPRINT DD SYSOUT=&OUT
//PAC7AE   DD DSN=&INDSV..BVP AE,DISP=SHR
//ANLSR    DD DSN=&INDSV..BVPGN,DISP=SHR
//PAC7AN   DD SUBSYS=(&LSR,'DDNAME=ANLSR','BUFND=10','BUFNI=10')
//ARLSR    DD DSN=&INDSV..BVPGR,DISP=SHR
//PAC7AR   DD SUBSYS=(&LSR,'DDNAME=ARLSR','BUFND=10')
//GNLSR    DD DSN=&INDSV..BVPGN,DISP=SHR
//PACGGN   DD SUBSYS=(&LSR,'DDNAME=GNLSR','BUFND=10','BUFNI=10')
//GRLSR    DD DSN=&INDSV..BVPGR,DISP=SHR
//PACGGR   DD SUBSYS=(&LSR,'DDNAME=GRLSR','BUFND=10')
//GULSR    DD DSN=&INDSV..BVPGU,DISP=SHR
//PACGGU   DD SUBSYS=(&LSR,'DDNAME=GULSR','BUFND=10','BUFNI=10')
//PAC7DD   DD SYSOUT=&OUTL
//PAC7EK   DD SYSOUT=&OUTL
//PAC7MB   DD DSN=&&UKD0MB,DISP=(OLD,DELETE,DELETE)
//PAC7MD   DD DSN=&INUKD1,DISP=(,CATLG),UNIT=&UWK,
//          SPACE=&SPAMD,
//          DCB=(RECFM=FB,LRECL=80,BLKSIZE=6160)
//SYSUDUMP DD SYSOUT=&OUT
//

```

## UKD1 - Introduction

### Principle

This procedure has three functions, knowing that only one can be performed at a time:

- Activate a new Access Key,
- Assign use rights to Users,
- Assign use rights to Profiles.

#### Execution conditions

The Administration Database must be closed to on-line use in order to be updated, except for hardware environments that support concurrent on-line and batch access.

With the OPT parameter, you can choose the execution mode of the procedure.

OPT=0 calls the UPGP procedure and requires the Administration Database files to be closed to on-line use.

OPT=1 calls the UPGA procedure and allows to keep the Administration Database files open to on-line use.

#### Printed output

This procedure outputs a report which lists the errors, as well as an update review.

#### Result

The procedure updates the Administration Database according to the requests specified in input.

### **UKD1 - User input**

This procedure requires two input file:

The first (PAC7MB) contains the '\*' line, where the user code and password are specified.

The user must be an Administrator.

The second (PAC7MD) contains the data generated by the UKD0 procedure or entered manually.

It must contain, in an exclusive way, a 'K'-type line followed by 'R'-type lines, or 'U'-type lines, or 'P'-type lines.

'K'-type line to activate the key

Pos.	Len.	Value	Meaning
1	1	'K'	Line code to activate the key
2	14		Identifier of the key to be activated (formatted as CCYYMMDDHHMMSS). This key must exist in the Administration Database as 'Archive', must not be a test key and must not be expired.

'R'-type lines to match the rights of the old and the new key.

Pos.	Len.	Value	Meaning
1	1	'R'	Line code for the matching of rights
2	4		Rights in the old key
6	4		Rights in the new key

'U'-type lines to modify or assign use rights to Users

Position	Length	Value	Meaning
1	1	'U'	Line code to modify or assign use rights
2	8		User code
10	50	Right (1)	10 fields of 5 characters (4 characters for the right and 1 character for the indicator of the permanent assignment of the right). So up to 10 rights can be assigned on each line.

(1) The indicator for the permanent assignment of the right is the fifth character of each right occurrence. Its values are: '1' if permanent, ' ' if not permanent.

The possible values of the type of use rights are:

Value	Meaning
CO1	Designer
IW1	Workbench developer
PA1	TUI developer
T1n	Traditional build facility Mono-target n
T2n	Traditional build facility Bi-target n
TM1	Traditional build facility Multi-target

Value	Meaning
E1n	eBusiness build facility Mono-target n
E2n	eBusiness build facility Bi-target n
EM1	eBusiness build facility Multi-target

'P'-type line to assign rights to Profiles

Pos.	Len.	Value	Meaning
1	1	'P'	Line code to assign rights to Profiles
2	20		Profile code
22	4		Type of rights to assign
26	1	'1'	Permanent right
		' '	Not permanent right

Note:

The rights assigned to a Profile are also assigned to all the Users who have this Profile, if these rights are compatible with those already assigned to the User.

## UKD1 - Description of Steps

Input recognition: PTU001

Processing the new key and assigning rights to several users: PTUKD1

Code	Physical Name	Type	Name
PAC7MB	&&UKD1MB	Input	User input
PAC7MD	&INUKD1	Input	Rights matching
PAC7AR	&INDSV..BVPGR	Input	Administration Database data
PAC7AN	&INDSV..BVPGN	Input	Administration Database index
PAC7AE	&INDSV..BVPAE	Input	Error messages
PACGGR	&INDSV..BVPGR	Input	Administration Database data
PACGGN	&INDSV..BVPGN	Input	Administration Database index
PACGGU	&INDSV..BVPGU	Input	Administration Database users



Code	Physical Name	Type	Name
PAC7DD		Report	Authorization check
PAC7EK		Report	Error messages
PAC7GY	&&GY	Output	User parameter transactions (length=310)

#### Transactions formatting: PAF900

Code	Physical name	Type	Label
PAC7AR	&INDSV..BVPGR	Input	Administration Database data
PAC7AN	&INDSV..BVPGN	Input	Administration Database index
PAC7AE	&INDSV..BVPAE	Input	Error messages
PACGGR	&INDSV..BVPGR	Input	Administration Database data
PACGGN	&INDSV..BVPGN	Input	Administration Database index
PACGGU	&INDSV..BVPGU	Input	Administration Database users
PAC7GY	&&GY	Input	Update transactions
PAC7MV	&&PAC7MV	Output	Formatted transactions (must be able to contain all the input transactions and the elementary delete transactions generated by the multiple delete transactions) (length = 170)
PAC7ME	&&PAC7ME	Output	Work file (length=372)
PAC7MW		Output	Work file (length=170)
PAC7MX		Output	Work file (length=743)
PAC7MY		Output	Work file (length=743)

#### Update of the Administration Database: PACA15

Code	Physical name	Type	Label
PAC7AR	&INDSV..BVPGR	Output	Administration Database Data file
PAC7AN	&INDSV..BVPGN	Output	Administration Database Index file
PAC7AY	&INDSV..BVPGY	Output	Administration Database extension
PAC7AJ	&INDSV..BVPGJ	Output	Administration Database journal
PAC7AE	&INDSV..BVPAE	Input	Error messages

Code	Physical name	Type	Label
PACGGN	&INDSV..BVPGN	Input	Administration Database Index file
PACGGR	&INDSV..BVPGR	Input	Administration Database Data file
PACGGY	&INDSV..BVPGY	Input	Administration Database Extension
PACGGU	&INDSV..BVPGU	Input	Administration Database users
PAC7DC	DUMMY		
PAC7ME	&&PAC7ME	Input	Work file
PAC7MV	&&PAC7MV	Input	Update transactions
PAC7RB	&&PAC7RB	Output	UPDT erroneous transactions (length=80)
PAC7RY	&&PAC7RY	Output	UPDP erroneous transactions (length=310)
PAC7IE		Report	Update report (length=132)
PAC7IF		Report	List of erroneous transactions (length=132)

The list of the transactions specific to a user is preceded by a banner with this user's code.

Return codes:

- 0 : OK without error
- 2 : warning
- 4 : critical error

### UKD1 - Execution JCL

```

/** -----
/**      VISUALAGE PACBASE
/**
/** -----
/**      -      KEY ACTIVATION                -
/**      - OR  ASSIGNMENT OF USER'S RIGHTS   -
/**      - OR  ASSIGNMENT OF PROFILE'S RIGHTS -
/**
/** -----
/**
/**      UPDATE OPTION :
/**
/**      IF OPT = 0, UPDATE WITH 'BVPUPGP' PROCEDURE
/**      IF OPT NOT = 0, UPDATE WITH 'BVPUPGA' PROCEDURE
/**      FILES MUST BE OPENED
/**
/** -----

```

```

//*
//BVPUKD1 PROC INDSV='$INDSV',      INDEX OF SYSTEM VSAM FILES
//      INDSN='$INDSN',            INDEX OF SYSTEM NON VSAM FILES
//*:   VSAMCAT='$VCAT',            USER VSAM CATALOG
//*:   SYSTCAT='$SCAT',            SYSTEM VSAM CATALOG
//      STEPLIB='$HLQ..SBVPMBR8',  LIBRARY OF LOAD-MODULES
//      LSR='BLSR',                LSR BATCH SYSTEM NAME
//      INUKD1=,                   OUTPUT FROM UKD0 PROC
//      OPT=0,                      UPDATE TYPE OPTION
//      OUT=$OUT,                   UTILITIES AND ERRORS OUTPUT CLASS
//      OUTL=$OUT,                  OUTPUT CLASS OF REPORTS
//      UWK=$UWK,                   WORK UNIT
//      SPAGY='(TRK,(50,10),RLSE)'  GY FILE SPACE
//*****
//INPUT EXEC PGM=BVPTU001
//*-----
//STEPLIB DD DSN=&STEPLIB,DISP=SHR
//        DD DSN=$BCOB,DISP=SHR
//CARTE   DD DDNAME=SYSIN
//PAC7MB  DD DSN=&UKD1MB,DISP=(,PASS),
//        UNIT=&UWK,SPACE=(TRK,(5,1),RLSE),
//        DCB=(RECFM=FB,LRECL=80,BLKSIZE=6160)
//VERIFY EXEC PGM=IDCAMS
//*-----
//*:STEPCAT DD DSN=&VSAMCAT,DISP=SHR
//*:        DD DSN=&SYSTCAT,DISP=SHR
//SYSPRINT DD SYSOUT=&OUT
//PACGGN   DD DSN=&INDSV..BVPGN,DISP=SHR
//PACGGR   DD DSN=&INDSV..BVPGR,DISP=SHR
//PACGGU   DD DSN=&INDSV..BVPGU,DISP=SHR
//SYSIN    DD DSN=&INDSN..BVPSY(VERIFGN),DISP=SHR
//        DD DSN=&INDSN..BVPSY(VERIFGR),DISP=SHR
//        DD DSN=&INDSN..BVPSY(VERIFGU),DISP=SHR
//PTUKD1   EXEC PGM=BVPTUKD1,REGION=0K
//*-----
//*:STEPCAT DD DSN=&SYSTCAT,DISP=SHR
//*:        DD DSN=&VSAMCAT,DISP=SHR
//STEPLIB  DD DSN=&STEPLIB,DISP=SHR
//        DD DSN=$BCOB,DISP=SHR
//SYSOUT   DD SYSOUT=&OUT
//SYSOUX   DD SYSOUT=&OUT
//SYSPRINT DD SYSOUT=&OUT
//PAC7AE   DD DSN=&INDSV..BVPAE,DISP=SHR
//ANLSR    DD DSN=&INDSV..BVPGN,DISP=SHR
//PAC7AN   DD SUBSYS=(&LSR,'DDNAME=ANLSR','BUFND=10','BUFNI=10')
//ARLSR    DD DSN=&INDSV..BVPGR,DISP=SHR
//PAC7AR   DD SUBSYS=(&LSR,'DDNAME=ARLSR','BUFND=10')
//GNLSR    DD DSN=&INDSV..BVPGN,DISP=SHR
//PACGGN   DD SUBSYS=(&LSR,'DDNAME=GNLSR','BUFND=10','BUFNI=10')
//GRLSR    DD DSN=&INDSV..BVPGR,DISP=SHR
//PACGGR   DD SUBSYS=(&LSR,'DDNAME=GRLSR','BUFND=10')
//GULSR    DD DSN=&INDSV..BVPGU,DISP=SHR
//PACGGU   DD SUBSYS=(&LSR,'DDNAME=GULSR','BUFND=10','BUFNI=10')
//PAC7DD   DD SYSOUT=&OUTL
//PAC7EK   DD SYSOUT=&OUTL

```

```

//PAC7MB DD DSN=&&UKD1MB,DISP=(OLD,DELETE,DELETE)
//PAC7MD DD DSN=&INUKD1,DISP=SHR
//PAC7GY DD DSN=&&GY,DISP=(,PASS),UNIT=&UWK,
//          SPACE=&SPAGY,
//          DCB=(RECFM=FB,LRECL=310,BLKSIZE=0)
//SYSUDUMP DD SYSOUT=&OUT
//*
//UPGX   IF (&OPT=1) THEN
//UPGA   EXEC BVPUPGA,PAFINPUT=&&&GY
//      ELSE
//UPGP   EXEC BVPUPGP,PAFINPUT=&&&GY
//ENDUPGX   ENDF

```

---

## Database statistics

### STAT - Introduction

This procedure creates, from the files output by the save procedure, a sequential file which can be used to calculate statistics.

#### Execution conditions

None.

#### Output result

This procedure outputs a sequential file whose records are 100 characters long and whose contents are:

- a record which identifies the Database

Pos.	Len.	Format/Value	Meaning
9	10	'BASDEF '	Constant
19	4	9(4)	Database code
23	4	9(4)	Current session
27	4	9(8)	Current date

- a global record:

Pos.	Len.	Format/Value	Meaning
9	10	'GLOBAL '	Constant
19	3	9(3)	Number of libraries
22	8	9(8)	Index: number of records
30	8	9(8)	Index: number of deleted records
38	8	9(8)	Data: number of records (gaps + data)
46	8	9(8)	Data: number of deleted records

Pos.	Len.	Format/Value	Meaning
54	8	9(8)	Data: number of 'gap' records
62	8	9(8)	Data: number of 'data' records
70	8	9(8)	Data: number of records in frozen sessions
78	8	9(8)	Data: number of records in current sessions
86	8	9(8)	Bulk: number of records

- One or more records per library which has lower-level libraries:

Pos.	Len.	Format/Value	Meaning
1	3	X(3)	Library code
9	6	'LIBINF'	Constant (BIBINF for a French Database)
16	2	X(2)	First record: ' ' Next records: 01, 02, 03, etc ...
19	81		Table containing 27 items (3-character long) which represent lower-level libraries

- One or more records per library which has higher-level libraries:

Pos.	Len.	Format/Value	Meaning
1	3	X(3)	Library code
9	6	'LIBSUP'	Constant (BIBSUP for a French Database)
16	2	X(2)	First record: ' ' Next records: 01, 02, 03, etc ...
19	81		Table containing 27 items (3-character long) which represent higher-level libraries

- One record per library/session/line type:

Pos.	Len.	Format/Value	Meaning
1	3	X(3)	Library code
4	4	9(4)	Session number
8	1	X(1)	Session type
9	10	X(10)	Line type
19	8	9(8)	Number of updated data items (1)
27	8	9(8)	Number of deleted data items (1)

These numbers represent the number of entities which were updated or deleted during a given session.

The line type corresponds to the PAF table code. The following codes have been added:

- \$ttDSC/YttDSC: User Entity description, tt being the call type (each description type is not detailed),
- xxxLOCKS: locks and timestamps, xxx being the entity type: TXT, DEL,... (xxxBLOCAGE for a French Database),
- xxxKWD: keywords, xxx being the entity type: TXT, DEL, ... (xxxMCL for a French Database),
- LONGV3: Long data attached to comments (-GC), generation elements (-GG), generation options (-GO) and error messages lines (-GE),
- LONG4: Long data attached to the layout lines of Reports,
- LONGY3: Long data attached to the User Entity Definition,
- LONGY4: Long data attached to the User Entity Descriptions.

### STAT - User Input

A '\*' line with the user code and password.

### STAT - Description of Steps

Input recognition: PTU001

Formatting of the sequential file: PTUSTA

Code	Physical Name	Type	Name
PAC7AE	&INDSV..BVP AE	Input	Error messages
PACGGN	&INDSV..BVPGN	Input	Administration Database index
PACGGR	&INDSV..BVPGR	Input	Administration Database data
PACGGU	&INDSV..BVPGU	Input	Administration Database users
PAC7AR	&INDUV..&BASE.AR	Input	Development Database data
PAC7PC	&INDUN..&BASE.PC(0)	Input	Sequential image of the Development Database
PAC7PD	&INDUN..&BASE.PD(0)	Input	If Dispatch option in the save procedure: Sequential image 2 of the network
PAC7PY	&INDUN..&BASE.PY(0)	Input	If Dispatch option in the save procedure: Sequential image 3 of the network
PAC7MB	&&STATMB	Input	User transactions
PAC7ST	&&PAC7ST	Output	Output file (length= 100)
PAC7DD		Report	Execution report

Code	Physical Name	Type	Name
SORTWK01		Sort	
SORTWK02		Sort	
SORTWK03		Sort	

## STAT - Execution JCL

```

//* -----
//*          VISUALAGE PACBASE
//*
//* -----
//*          GENERATE DATABASE STATISTICS
//*
//* -----
//BVPSTAT  PROC BASE=$BASE,                CODE OF DEVPT DATABASE
//          INDSN='$INDSN',                INDEX OF SYSTEM NON VSAM FILES
//          INDSV='$INDSV',                INDEX OF SYSTEM VSAM FILES
//          INDUV='$INDUV',                INDEX OF USER VSAM FILES
//          INDUN='$INDUN',                INDEX OF USER NON VSAM FILES
//*:       VSAMCAT='$VCAT',                USER VSAM CATALOG
//*:       SYSTCAT='$SCAT',                SYSTEM VSAM CATALOG
//          STEPLIB='$HLQ..SBVPMBR8',     LIBRARY OF LOAD-MODULES
//          SORTLIB='$BIBT',              SORT LIBRARY
//          LSR='BLSR',                    LSR BATCH SYSTEM NAME
//          CYL='(10,10)',                  SORTWORK SPACE
//          OUT=$OUT,                       OUTPUT CLASS
//          OUTL=$OUT,                       OUTPUT CLASS OF REPORTS
//          UWK=$UWK,                        WORK UNIT
//          SPAST='(TRK,(10,5))'           EXTRACTED FILE SPACE
//*****
//INPUT  EXEC  PGM=BVPTU001
//*-----
//STEPLIB DD DSN=&STEPLIB,DISP=SHR
//          DD DSN=$BCOB,DISP=SHR
//CARTE   DD DDNAME=SYSIN
//PAC7MB  DD DSN=&&STATMB,DISP=(,PASS),
//          UNIT=&UWK,SPACE=(TRK,(5,1),RLSE),
//          DCB=(RECFM=FB,LRECL=80,BLKSIZE=6160)
//VERIFY EXEC PGM=IDCAMS
//*-----
//*:STEPCAT DD DSN=&VSAMCAT,DISP=SHR
//*:       DD DSN=&SYSTCAT,DISP=SHR
//SYSPRINT DD SYSOUT=&OUT
//PACGGN  DD DSN=&INDSV..BVPGN,DISP=SHR
//PACGGR  DD DSN=&INDSV..BVPGR,DISP=SHR
//PACGGU  DD DSN=&INDSV..BVPGU,DISP=SHR
//PAC7AR  DD DSN=&INDUV..&BASE.AR,DISP=SHR
//SYSIN   DD DSN=&INDSN..BVPSY(VERIFGR),DISP=SHR
//          DD DSN=&INDSN..BVPSY(VERIFGN),DISP=SHR
//          DD DSN=&INDSN..BVPSY(VERIFGU),DISP=SHR
//          DD DSN=&INDSN..BVPSY(VERIFAR),DISP=SHR
//PTUSTA  EXEC  PGM=BVPTUSTA

```

```

//*------
//*:STEPCAT DD DSN=&SYSTCAT,DISP=SHR
//*:      DD DSN=&VSAMCAT,DISP=SHR
//STEPLIB DD DSN=&STEPLIB,DISP=SHR
//      DD DSN=$BCOB,DISP=SHR
//SYSOUT DD SYSOUT=&OUT
//PAC7AE DD DSN=&INDSV..BVPAE,DISP=SHR
//GNLSR DD DSN=&INDSV..BVPGN,DISP=SHR
//PACGGN DD SUBSYS=(&LSR,'DDNAME=GNLSR','BUFND=10','BUFNI=10')
//GRLSR DD DSN=&INDSV..BVPGR,DISP=SHR
//PACGGR DD SUBSYS=(&LSR,'DDNAME=GRLSR','BUFND=10')
//GULSR DD DSN=&INDSV..BVPGU,DISP=SHR
//PACGGU DD SUBSYS=(&LSR,'DDNAME=GULSR','BUFND=10','BUFNI=10')
//ARLSR DD DSN=&INDUV..&BASE.AR,DISP=SHR
//PAC7AR DD SUBSYS=(&LSR,'DDNAME=ARLSR','BUFND=40')
//PAC7PC DD DSN=&INDUN..&BASE.PC(0),DISP=OLD
//PAC7PD DD DSN=&INDUN..&BASE.PD(0),DISP=SHR
//PAC7PY DD DSN=&INDUN..&BASE.PY(0),DISP=SHR
//PAC7MB DD DSN=&&STATMB,DISP=(OLD,DELETE)
//PAC7ST DD DSN=&&PAC7ST,DISP=(,PASS),UNIT=&UWK,SPACE=&SPAST,
//      DCB=(RECFM=FB,LRECL=100,BLKSIZE=3400)
//SORTLIB DD DSN=&SORTLIB,DISP=SHR
//SORTWK01 DD UNIT=&UWK,SPACE=(CYL,&CYL,,CONTIG)
//SORTWK02 DD UNIT=&UWK,SPACE=(CYL,&CYL,,CONTIG)
//SORTWK03 DD UNIT=&UWK,SPACE=(CYL,&CYL,,CONTIG)
//PAC7DD DD SYSOUT=&OUTL
//SYSUDUMP DD SYSOUT=&OUT

```



---

## Chapter 5. Analysis of Activity and Quality Control

---

### Analysis of Activity

#### ACTI - Introduction

The ACTI procedure is an optional utility, and its use depends on the corresponding purchase agreement.

The Specifications Dictionary manages all the data related to the various applications being developed or maintained at the site.

The Journal file contains all the Database update transactions. As such, it reflects user activity.

With the Journal Statistics Utility (ACTI), this activity can be monitored and presented in the form of charts.

The Journal Statistics Utility allows the Database Manager to query the Journal backup file based on various parameters:

- library code,
- user code,
- entity type,
- entity code,
- line code,
- transaction type,
- date of update,
- time of update,
- session number of update,
- transaction code,
- change number.

Results are obtained in the form of three types of charts, i.e., statistical reports, curve-type graphs, or lists of transactions.

Statistics and graphs are sorted and calculated according to the user request.

- Output Report Type,
- page layout criteria,
- Request Area,
- Data sequencing mode,

- Activity calculation mode.

### Execution conditions

None.

## **ACTI - Query Language**

### Request coding

A Journal Statistics Request consists of five different types of lines, identified by the following KEYWORDS:

- Output : Output Report Type,
- Page : Page Layout (page breaks),
- Area : Request Area,
- Line : Statistical Report Lines,
- Column : Statistical Report Columns,
- Abscissa : Curve-type graph Abscissas,
- Ordinate : Curve-type graph Ordinates.

The meaning of the keywords, the parameters which define them, as well as their compatibility are explained in the 'Keywords Meaning and filling modes' paragraph.

The Output line is required; the Page and Area lines are optional. The Line, Column, Abscissa, and Ordinate lines are either required or prohibited, depending on the requested output report type.

Only the first three characters of a keyword are used to identify a line type.

On the printed report, each request line is explicitly stated on the first page and an explicit error message is generated in case of a rejected line.

Request lines must be entered in the following order:

Output Page Area Line Column Abscissa Ordinate

Any error in this sequence will be considered as the beginning of another request.

The user may enter up to 10 requests at the same time.

The purpose of the ':' character is to mark the end of the keyword.

The rest of the line contains the parameters of each characteristic.

## Parameters

Parameters are used to define page layouts, lines and abscissas. These are called 'Presentation Criteria'.

Parameters followed by '=' and a value are called 'Selection Criteria'.

The parameters which define counting or calculations are called 'Calculations'.

The coding, meaning and compatibility of the parameters are described in the 'Parameters Definition and Comments' paragraph.

## Separators

The data entered on request lines are separated and grouped together using the following characters:

- ':' = end of keyword,
- '=' = link between a parameter and its value,
- '(' = set of parameters for calculations,
- ',' = parameter or calculation separator,
- '/' = calculation combination,
- '\*' = generic selection,
- 'Blank' = end of line (subsequent data is entered for documentary purposes).

## Keywords: Meaning and filling modes

OUT(put) : Output report type

This type of line is required at the beginning of each request.

The parameters used to define the output report type are:

- STA for statistics
- GRA for graph
- LIS for list

PAG(es) : Page layout

This type of line is used to indicate at which level a page skip is to be inserted.

The Page layout line is optional.

Headings are printed for each level, as well as totals for the statistical reports.

The page layout is defined by a series of parameters (three maximum separated by the ',' character) identifying data from the Journal, and called 'presentation criteria'.

Example: A page skip may be requested for each user and for each library.

ARE(a) : Request area

This type of line is used to define the transactions to be taken into account.

The REQUEST AREA line is optional.

The Request Area is defined by parameters (separated by the ',' character) followed by the '=' character and the selected value.

Example: The request applies to only some users and for a given period of time.

LIN(es) : Data sorting mode

or

ABS(cissa)

This type of line is used to define either the lines of a statistical report or the X-axis of a curve-type graph.

It is required for both statistical reports and curve-type graphs. However, it is not permitted for transaction lists.

There may be several lines of this type for statistical report.

The Data Sorting Mode may be defined by Presentation Criteria, as well as Selection Criteria. Parameters and values are separated by the ',' character.

Example: Data is sorted by entity type for a statistical report, or by week for a curve-type graph.

COL(umns) : Activity calculation mode

or

ORD(inate)

This type of line defines the columns of a statistical report or the ordinates of a curve-type graph (maximum of seven columns or curves).

It is required for both statistical reports and curve-type graphs. However, it is not permitted for transaction lists.

Each column or curve is determined by a calculation, followed by bracketed Selection Criteria. Columns or curves, parameters and values, are all separated by the ',' character.

A printing character (&Cn\*dofHAR='X') must be specified for each curve.

A statistical report column may be defined by the relationship between two calculations; these calculations are separated by the '/' character.

Example: A first column or a first curve may be a calculation of the transactions entered on-line, while a second one may show the ratio between the input transactions and the real transactions.

#### Parameters: Definition and comments

&LIB : Library code

This parameter is used as a Selection Criterion to define the Page Layout, the Request Area, the Data Sorting Mode, and the Activity Calculation Mode.

A generic selection may be requested by simply replacing every appropriate character by the '\*' character.

&USER : User code

This parameter is used as a Presentation and Selection Criterion to define the Page Layout, the Request Area, the Data Sorting Mode, and the Activity Calculation Mode.

A generic selection may be requested by simply replacing every appropriate character by the '\*' character.

&ENTG : Entity type

This parameter is used as a Presentation and Selection Criterion to define the Page Layout, the Request Area, the Data Sorting Mode, and the Activity Calculation Mode.

&ENTD : Line code / Entity type

This parameter is used as a Presentation and Selection Criterion to define the Data Sorting Mode.

Values are selected according to the entity type entered in the preceding parameter.

&LICO : Line code

This parameter is used as a Presentation and Selection Criterion to define the Page Layout, the Request Area, the Data Sorting Mode, and Activity Calculation Mode.

Values are selected according to the batch line codes.

&ENT : Entity code

This parameter is used as a Presentation and Selection Criterion to define the Page Layout, the Request Area, the Data Sorting Mode, and the Activity Calculation Mode.

A generic selection may be requested by simply replacing every appropriate character by the '\*' character.

Values are selected according to the entity type and code.

&INPT : Input type

This parameter is used as a Presentation and Selection Criterion to define the Page Layout, the Request Area, the Data Sorting Mode, and the Activity Calculation Mode.

The value 'B' corresponds to the batch input mode; the value 'T' corresponds to the on-line input mode, the value 'C' corresponds to special on-line input mode related to the GP screen and the value 'I' corresponds to the input transactions resulting from VINS and the bulk data.

&D1 : Starting date

This parameter is used as a Selection Criterion to define the Request Area, the Data Sorting Mode, and the Activity Calculation Mode.

This parameter has to be followed by a date (MMDDCCYY). If this parameter is missing, the starting date coincides with the beginning of the Journal.

&D2 : End date

This parameter is used as a Selection Criterion to define the Request Area, the Data Sorting Mode, and the Activity Calculation Mode.

This parameter has to be followed by a MMDDCCYY date format.

If this parameter is missing, the end date coincides with the end of the Journal.

&S1 : Starting session

This parameter is used as a Selection Criterion to define the Request Area, the Data Sorting Mode, and the Activity Calculation Mode.

This parameter has to be followed by a five-character field: a four-character session field and one-character session status field.

If this parameter is missing, the starting session coincides with the beginning of the Journal.

&S2 : Final session

This parameter is used as a Selection Criterion to define the Request Area, the Data Sorting Mode, and the Activity Calculation mode.

This parameter has to be followed by a five-character session field: a four-character session number and a one-character session status. If this parameter is missing, the final session coincides with the end of the Journal.

&DAY : Day-by-day presentation

Used as a Presentation Criterion to define the page layout and the data sorting mode.

To define an X-axis, this parameter must be followed by the '=' character and the number of characters corresponding to the curve step (its default value is one character).

&WEEK : Week-by-week presentation

Used as a presentation criterion to define the page layout and the data sorting mode.

To define an X-axis, this parameter must be followed by the '=' character and the number of characters corresponding to the curve step (its default value is one character).

&MON : Month-by-month presentation

Used as a presentation criterion to define the page layout and the data sorting mode.

To define an X-axis, this parameter must be followed by the '=' character and the number of characters corresponding to the curve step (its default value is one character).

&YEAR : Year-by-year presentation

Used as a presentation criterion to define the page layout and the data sorting mode.

To define an X-axis, this parameter must be followed by the '=' character and the number of characters corresponding to the curve step (its default value is one character).

&SESS : Presentation by session

Used as a presentation criterion to define the page layout and the data sorting mode.

The user cannot use it to select sessions (the '=' character is therefore unnecessary).

&CHAR : Printing curve character

May only be used to define the activity calculation mode relative to the curve-type graphs.

It must follow (within parentheses) the calculation defining a curve.

&INTR : Number of input transactions (except logon and logoff transactions which are not taken into account).

Should only be used to define the activity calculation mode. Each Journal transaction is an input transaction.

Note: &INTR represents the total of input transactions and not the total of the other selected transaction types.

&RETR : Number of real transactions

May only be used to define the activity calculation mode.



A Journal transaction is effective, provided it is not modified by another transaction and it is not itself a deletion transaction. This concept is linked to the presentation criteria, i.e. a transaction which is modified once a day is effective every day with a day-by-day presentation; it is effective only once with another presentation.

&H1 : Starting time

This parameter is used as a Selection Criterion to define the Request Area, the Data Sorting Mode, and the Activity Calculation Mode.

This parameter has to be followed by a HHMMSS time format.

If this parameter is missing, the starting time coincides with the beginning of the Journal.

&H2 : End time

This parameter is used as a Selection Criterion to define the Request Area, the Data Sorting Mode, and the Activity Calculation Mode.

This parameter has to be followed by a HHMMSS time format.

If this parameter is missing, the end time coincides with the beginning of the Journal.

&MIN : Minute-by-minute presentation

Used as a presentation criterion to define the page layout and the data sorting mode.

To define an X-axis, this parameter must be followed by a '=' character and the number of characters corresponding to the curve step (its default value is one character)

&HOUR : Hour-by-hour presentation

Used as a presentation criterion to define the page layout and the data sorting mode.

To define an X-axis, this parameter must be followed by a '=' character and the number of characters corresponding to the curve step (its default value is one character)

&MCOB : Transaction code

This parameter is used as a Presentation and Selection Criterion to define the Page Layout, the Request Area, the Data Sorting Mode, and the Activity Calculation Mode.

&DSMS : Change number

This parameter is used as a Presentation and Selection Criterion to define the Page Layout, the Request Area, the Data Sorting Mode, and the Activity Calculation Mode.

Parameter	AREa	PAGes	OUTput	OUTput
			STA	GRA
			LIN COL	ABS ORD
&LIB	YES	YES	YES	YES
&USER	YES	YES	YES	YES
&ENTG	YES	YES	YES	YES
&ENTD		YES	YES	
&LICO	YES	YES	YES	YES
&ENT	YES	YES	YES	YES
&INPT	YES	YES	YES	YES
&D1=				
MMDDCCYY	YES		YES	YES
&D2=				
MMDDCCYY	YES		YES	YES
&S1=9999Z	YES		YES	YES
&S2=9999Z	YES		YES	YES
&MIN	YES	YES	YES	=
&HOUR	YES	YES	YES	=
&DAY	YES	YES	YES	=
&WEEK	YES	YES	YES	=
&MON	YES	YES	YES	=
&YEAR	YES	YES	YES	=
&SESS		YES	YES	
&MCOD		YES	YES	YES
&DSMS		YES	YES	YES
&CHAR				CALCULATION
&INTR				CALCULATION

Parameter	AREa	PAGes	OUTput	OUTput
&RETR				CALCULATION

'=' : the parameter must be followed by the separator character '=' and the curve step;

CALCULATION : only used in the Activity Calculation Mode.

### ACTI - User Input

A '\*' line with user code and password.

The specific input needed for this procedure is described in the previous section, titled 'Query language'.

### ACTI - Description of Steps

Input recognition: PTU001

Extraction: PTU630

Code	Physical name	Type	Label
PAC7AE	&INDSV..BVP AE	Input	Error messages
PACGGN	&INDSV..BVP GN	Input	Administration Database index
PACGGR	&INDSV..BVP GR	Input	Administration Database data
PACGGU	&INDSV..BVP GU	Input	Administration Database users
PAC7AR	&INDUV..&BASE.AR	Output	Development Database data
PAC7AN	&INDUV..&BASE.AN	Output	Development Database index
PAC7PJ	&INDUN..&BASE.PJ(0)	Input	Archived update transactions
PAC7MB	&&ACTIMB	Input	Update transactions
PAC7ST	&&PAC7ST	Output	Selected reports transactions (length=247)
PAC7DD		Report	Batch procedure authorization option

Return codes:

- 0: OK
- 8: No authorization on batch procedures.
- 12: System error.

Printing of results: PTU640

Code	Physical name	Type	Label
PAC7AE	&INDSV..BVP AE	Input	Error messages
PAC7ST	&&PAC7ST	Input	Transactions for selected reports
PAC7IV		Report	Selected reports
SORTWK01		Sort	
SORTWK02		Sort	
SORTWK03		Sort	

## ACTI - Execution JCL

```

/** -----
/**      VISUALAGE PACBASE
/**
/** -----
/**          - ACTIVITY ANALYSIS -
/**
/** -----
/**
/** THE JOURNAL FILE CONTAINS ALL THE DATABASE UPDATE
/** TRANSACTIONS. AS SUCH, IT REFLECTS USER ACTIVITY.WITH
/** THE JOURNAL STATISTICS UTILITY (ACTI), THIS ACTIVITY
/** CAN BE MONITORED AND PRESENTED IN THE FORM OF CHARTS.
/** THE JOURNAL STATISTICS UTILITY ALLOWS THE DATABASE
/** MANAGER TO QUERY THE JOURNAL BACKUP FILE BASED ON
/** VARIOUS PARAMETERS:
/** - LIBRARY CODE
/** - USER CODE
/** - ENTITY TYPE
/** - ENTITY CODE
/** - LINE CODE
/** - TRANSACTION TYPE (C,M,D)
/** - DATE OF UPDATE
/** - SESSION NUMBER OF UPDATE
/** -----
/**
//BVPACTI  PROC BASE=$BASE,           CODE OF DEVPT DATABASE
//          INDSN='$INDSN',           INDEX OF SYSTEM NON VSAM FILES
//          INDSV='$INDSV',           INDEX OF SYSTEM VSAM FILES
//          INDUN='$INDUN',           INDEX OF USER NON-VSAM FILES
//          INDUV='$INDUV',           INDEX OF USER VSAM FILES
//*:       SYSCAT='$SCAT',             SYSTEM VSAM CATALOG
//          STEPLIB='$HLQ..SBVPMBR8', LIBRARY OF LOAD-MODULES
//          SORTLIB='$BIBT',           SORT LIBRARY
//          LSR='BLSR',                 LSR BATCH SYSTEM NAME
//          OUT=$OUT,                   OUTPUT CLASS
//          SPAMV='(TRK,(30,10),RLSE)', EXTRACTED TRANSAC. SPACE
//          CYL=5,                       SORTWORK SIZE
//          UWK=$UWK                     WORK UNIT
//*****
//INPUT EXEC PGM=BVPTU001
/**-----

```

```

//STEPLIB DD DSN=&STEPLIB,DISP=SHR
// DD DSN=$BCOB,DISP=SHR
//CARTE DD DDNAME=SYSIN
//PAC7MB DD DSN=&&ACTIMB,DISP=(,PASS),
// UNIT=&UWK,SPACE=(TRK,(5,1),RLSE),
// DCB=(RECFM=FB,LRECL=80,BLKSIZE=6160)
//VERIFY EXEC PGM=IDCAMS
//*-----
//*:STEPCAT DD DSN=&VSAMCAT,DISP=SHR
//*: DD DSN=&SYSTCAT,DISP=SHR
//SYSPRINT DD SYSOUT=&OUT
//PAC7AN DD DSN=&INDUV..&BASE.AN,DISP=SHR
//PAC7AR DD DSN=&INDUV..&BASE.AR,DISP=SHR
//PACGGN DD DSN=&INDSV..BVPGN,DISP=SHR
//PACGGR DD DSN=&INDSV..BVPGR,DISP=SHR
//PACGGU DD DSN=&INDSV..BVPGU,DISP=SHR
//SYSIN DD DSN=&INDSN..BVPSY(VERIFAN),DISP=SHR
// DD DSN=&INDSN..BVPSY(VERIFAR),DISP=SHR
// DD DSN=&INDSN..BVPSY(VERIFGN),DISP=SHR
// DD DSN=&INDSN..BVPSY(VERIFGR),DISP=SHR
// DD DSN=&INDSN..BVPSY(VERIFGU),DISP=SHR
//PTU630 EXEC PGM=BVPTU630
//*-----
//STEPLIB DD DSN=&STEPLIB,DISP=SHR
// DD DSN=$BCOB,DISP=SHR
//*:STEPCAT DD DSN=&SYSTCAT,DISP=SHR
//SYSOUT DD SYSOUT=&OUT
//PAC7AE DD DSN=&INDSV..BVPAE,DISP=SHR
//ANLSR DD DSN=&INDUV..&BASE.AN,DISP=SHR
//PAC7AN DD SUBSYS=(&LSR,'DDNAME=ANLSR','BUFND=40','BUFNI=30')
//ARLSR DD DSN=&INDUV..&BASE.AR,DISP=SHR
//PAC7AR DD SUBSYS=(&LSR,'DDNAME=ARLSR','BUFND=40')
//GNLSR DD DSN=&INDSV..BVPGN,DISP=SHR
//PACGGN DD SUBSYS=(&LSR,'DDNAME=GNLSR','BUFND=10','BUFNI=10')
//GRLSR DD DSN=&INDSV..BVPGR,DISP=SHR
//PACGGR DD SUBSYS=(&LSR,'DDNAME=GRLSR','BUFND=10')
//GULSR DD DSN=&INDSV..BVPGU,DISP=SHR
//PACGGU DD SUBSYS=(&LSR,'DDNAME=GULSR','BUFND=10','BUFNI=10')
//PAC7MB DD DSN=&&ACTIMB,DISP=(OLD,PASS)
//PAC7PJ DD DSN=&INDUN..&BASE.PJ(0),DISP=SHR
//PAC7ST DD DSN=&&PAC7ST,DISP=(,PASS),
// UNIT=&UWK,SPACE=&SPAMV,
// DCB=(RECFM=FB,LRECL=247,BLKSIZE=7657)
//PAC7DD DD SYSOUT=&OUT
//SYSUDUMP DD SYSOUT=&OUT
//PTU640 EXEC PGM=BVPTU640,COND=(0,NE,PTU630)
//*-----
//STEPLIB DD DSN=&STEPLIB,DISP=SHR
// DD DSN=$BCOB,DISP=SHR
//*:STEPCAT DD DSN=&SYSTCAT,DISP=SHR
//SYSOUT DD SYSOUT=&OUT
//SYSOUX DD SYSOUT=&OUT
//PAC7IV DD SYSOUT=&OUT
//PAC7AE DD DSN=&INDSV..BVPAE,DISP=SHR
//PAC7ST DD DSN=&&PAC7ST,DISP=(OLD,PASS)

```

```
//SORTLIB DD DSN=&SORTLIB,DISP=SHR
//SORTWK01 DD UNIT=&UWK,SPACE=(CYL,&CYL,,CONTIG)
//SORTWK02 DD UNIT=&UWK,SPACE=(CYL,&CYL,,CONTIG)
//SORTWK03 DD UNIT=&UWK,SPACE=(CYL,&CYL,,CONTIG)
//SYSUDUMP DD SYSOUT=&OUT
```

---

## Pacbench Quality Control

### Introduction

The Pacbench Quality Control (PQC) facility is optional, and its use depends on the corresponding purchase agreement.

The Pacbench Quality Control facility is divided into two components:

- The Analysis component, to evaluate the quality of applications in use. This is based either on standard rules or on rules customized by the purchaser site,
- The Quality rule extraction component, customized by the purchaser site.

The components supplied upon installation are:

- A Batch Quality Analysis procedure (PQCA);
- A set of 'compiled' standard quality rules, in the form of a sequential file (see the Environment & Installation manual).
- A batch procedure for the extraction and 'compilation' of the customized rules (PQCE);
- A data element dictionary and the user entity needed for the customization of the rules, in the form of Batch transactions that the user enters in his/her own dictionary via a Batch update (UPDT). (See the Environment & Installation manual.)

### Analysis

#### PQCA - Introduction

The PQCA procedure analyzes the quality of the applications, according to either standard rules or user-defined rules.

#### Characteristics

The procedure invokes a unique program (BVPACQ), which is a monitor which calls the various programs used by the procedure.

All the programs called by the monitor are therefore considered to be sub-programs of BVPACQ, with which they communicate via a Communication Area and special return codes.

It is functionally identical to the GPRT procedure.

The procedure is split up into 'sub-chains', identified by a 1-position code:

- D for Dictionary
- E for OLSD Screens (OSD)
- G for Pacbench C/S Screens (OSC)
- P for Batch Language Programs (BSD)

After two general programs (BVPACA10 and BVPACA20), common to all the chains, have been executed, the sub-chains are activated, according to the generation-print requests, in the following order:

- Screens
- Programs
- Dictionary

Each sub-chain performs an extraction (followed by a printing for GCP or GCO commands).

Once these sub-chains have been activated for the extraction of the entities to be analyzed, the BVPTUQ20 program performs the analysis according to the rules that it has been assigned and to the analysis parameters.

Results are printed by the BVPTUQ24, PBVTUQ25 and BVPTUQ30 programs.

The processing of the generated flow in the case of generation requests is identical to that of the GPRT procedure.

#### Execution conditions

None. Files can remain open to on-line use.

#### **PQCA - User Input**

See the 'PQC' Reference manual.

#### **PQCA - Description of Steps**

Input recognition: PTU001

Check of VSAM files: IDCAMS

Quality analysis: PACQ

Code	Physical name	Type	Label
PAC7AR	&INDUV.&BASE.AR	Input	Development Database data

Code	Physical name	Type	Label
PAC7AN	&INDUV..&BASE.AN	Input	Development Database index
PAC7AY	&INDUV..&BASE.AY	Input	Development Database extension data
PAC7AJ	&INDUV..&BASE.AJ	Input	Development Database Journal file
PAC7AE	&INDSV..BVP AE	Input	Error messages
PACGGK	&INDSV..BVP GK	Input Output	Generation rights
PACGGN	&INDSV..BVP GN	Input	Administration Database index
PACGGR	&INDSV..BVP GR	Input	Administration Database data
PACGGU	&INDSV..BVP GU	Input	Administration Database users
PAC7LB	&INDSV..BVPLB	Input	Generation follow-up
PACQMF	&PQCE	Input	Quality rules
PAC7SC	&INDSV..BVP SC	Input	Batch generation language skeleton
PAC7SG	&INDSV..BVP SG	Input	OLSD generation skeleton
PAC7SN	&INDSV..BVP SN	Input	Client/server meta entity skeleton
PAC7SS	&INDSV..BVP SS	Input	Map skeleton
PAC7ME	&&PQCAMB	Input	Entities to be analyzed
PACQMC	&&PQCAMC	Input	Selection parameter input
PAC7IA		Report	PACQ execution output
PAC7ID		Report	Documentation
PACQIB		Report	Selection parameter check
PACQIE		Report	Results by entity type
PACQIF		Report	Results by entity
PACQIG		Report	List of identifiers exceeding the identifiers limits
PAC7GB	&INDUV..&BASE..GN&USER	Output	DBD generated COBOL and/or others generated COBOL files
PAC7GE		Output	OLSD generated COBOL



Code	Physical name	Type	Label
PAC7GG		Output	Pacbench C/S generated COBOL
PAC7GP		Output	Batch language generated COBOL
PAC7GV		Output	PDM generated COBOL
			Other files mentioned in the procedure are temporary files used in the programs flows.
SORTWK01		Sort	
SORTWK02		Sort	
SORTWK03		Sort	

#### Deletion of generated flows: IEFBR14

Code	Physical name	Type	Label
	DSN=&INDUV..&BASE..GN&USER	Input	Generated flows

#### PQCA - Execution JCL

```

/** -----
/**      VISUALAGE PACBASE
/**
/** -----
/**      - PACBENCH QUALITY CONTROL -
/**
/** -----
/**
/** THE PQCA PROCEDURE CARRIES OUT AN ANALYSIS OF THE
/** QUALITY OF THE APPLICATIONS, ACCORDING TO EITHER
/** STANDARD RULES OR USER-DEFINED RULES.
/**
/** -----
/**
/**BVPPQCA PROC BASE=$BASE,                CODE OF DEVPT DATABASE
/**      INDSV='$INDSV',                    INDEX OF SYSTEM VSAM FILES
/**      INDSN='$INDSN',                    INDEX OF SYSTEM NON-VSAM FILES
/**      INDUV='$INDUV',                    INDEX OF USER VSAM FILES
/**      INDUN='$INDUN',                    INDEX OF USER NON VSAM FILES
/**      PQCE=,                              QUALITY CONTROL FILE DSN
/***:   VSAMCAT='$VCAT',                    USER VSAM CATALOG
/***:   SYSCAT='$SCAT',                      SYSTEM VSAM CATALOG
/**      STEPLIB='$HLQ..$BVPMBR8',          LIBRARY OF LOAD-MODULES
/**      SORTLIB='$BIBT',                     SORT LIBRARY
/**      CYL=3,                               SORTWORK SPACE

```

```

//      LSR='BLSR',                LSR BATCH SYSTEM NAME
//      COPIES=1,                  NUMBER OF REPORT COPIES
//      USER=,                     USER CODE
//      OUT=$OUT,                  UTILITIES AND ERRORS OUTPUT CLASS
//      OUTL=$OUT,                 OUTPUT CLASS OF REPORTS
//      VOL='SER=$VOLUN',         VOLUME OF GENERATION FILE
//      UNIT=$UNITUN,             UNIT OF GENERATION FILE
//      UWK=$UWK,                  WORK UNIT
//      SPAEX=' (TRK,(50,10),RLSE) ', SPACE OF PRINTING FILES
//      SPAWK=' (TRK,(50,10)) ',   WORK FILE SPACE
//      SPAMB=' (TRK,(5,1),RLSE) ', REQUEST FILE SPACE
//      SPAGN=' (TRK,(100,1),RLSE) ' GENERATION FILE SPACE
//*****
//INPUT EXEC PGM=BVPTU001
//*-----
//STEPLIB DD DSN=&STEPLIB,DISP=SHR
//      DD DSN=$BCOB,DISP=SHR
//CARTE DD DDNAME=SYSIN
//PAC7MB DD DSN=&&PQCAMB,DISP=(,PASS),
//      UNIT=&UWK,SPACE=(TRK,(5,1),RLSE),
//      DCB=(RECFM=FB,LRECL=80,BLKSIZE=6160)
//INPUT2 EXEC PGM=BVPTU001
//*-----
//STEPLIB DD DSN=&STEPLIB,DISP=SHR
//      DD DSN=$BCOB,DISP=SHR
//PAC7MB DD DSN=&&PQCAMC,DISP=(,PASS),UNIT=&UWK,
//      DCB=BLKSIZE=3440,SPACE=&SPAMB
//CARTE DD DDNAME=SYSIN2
//VERIFY EXEC PGM=IDCAMS
//*-----
//*:STEPDAT DD DSN=&SYSTCAT,DISP=SHR
//*:      DD DSN=&VSAMCAT,DISP=SHR
//SYSPRINT DD SYSOUT=&OUT
//PAC7AJ DD DSN=&INDUV..&BASE.AJ,DISP=SHR
//PAC7AN DD DSN=&INDUV..&BASE.AN,DISP=SHR
//PAC7AR DD DSN=&INDUV..&BASE.AR,DISP=SHR
//PACGGN DD DSN=&INDSV..BVPGN,DISP=SHR
//PACGGR DD DSN=&INDSV..BVPGR,DISP=SHR
//PACGGU DD DSN=&INDSV..BVPGU,DISP=SHR
//PAC7LB DD DSN=&INDSV..BVPLB,DISP=SHR
//SYSIN DD DSN=&INDSN..BVPSY(VERIFAJ),DISP=SHR
//      DD DSN=&INDSN..BVPSY(VERIFAN),DISP=SHR
//      DD DSN=&INDSN..BVPSY(VERIFAR),DISP=SHR
//      DD DSN=&INDSN..BVPSY(VERIFGN),DISP=SHR
//      DD DSN=&INDSN..BVPSY(VERIFGR),DISP=SHR
//      DD DSN=&INDSN..BVPSY(VERIFGU),DISP=SHR
//      DD DSN=&INDSN..BVPSY(VERIFLB),DISP=SHR
//PACQ EXEC PGM=BVPACQ,REGION=0K
//*-----
//*:STEPDAT DD DSN=&SYSTCAT,DISP=SHR
//*:      DD DSN=&VSAMCAT,DISP=SHR
//STEPLIB DD DSN=&STEPLIB,DISP=SHR
//      DD DSN=$BCOB,DISP=SHR
//SYSOUT DD SYSOUT=&OUT
//SYSOUX DD SYSOUT=&OUT

```

```

//PAC7IA DD SYSOUT=&OUTL
//PAC7ID DD SYSOUT=&OUTL,COPIES=&COPIES
//PACQIB DD SYSOUT=&OUTL,DCB=BLKSIZE=133
//PACQIE DD SYSOUT=&OUTL,DCB=BLKSIZE=133
//PACQIF DD SYSOUT=&OUTL,DCB=BLKSIZE=133
//PACQIG DD SYSOUT=&OUTL,DCB=BLKSIZE=133
//PACQMC DD DSN=&PQCAMC,DISP=(OLD,DELETE,DELETE)
//PACQMF DD DSN=&PQCE,DISP=SHR
//PACQMJ DD UNIT=&UWK,SPACE=(TRK,(1,1),RLSE),
// DCB=(RECFM=FB,LRECL=109,BLKSIZE=6649)
//PACQMK DD UNIT=&UWK,SPACE=(TRK,(1,1),RLSE),
// DCB=(RECFM=FB,LRECL=196,BLKSIZE=6468)
//PACQMM DD UNIT=&UWK,SPACE=(TRK,(1,1),RLSE),
// DCB=(RECFM=FB,LRECL=065,BLKSIZE=2600)
//PACQMN DD UNIT=&UWK,SPACE=(TRK,(1,1),RLSE),
// DCB=(RECFM=FB,LRECL=065,BLKSIZE=2600)
//PACQMO DD UNIT=&UWK,SPACE=(TRK,(1,1),RLSE),
// DCB=(RECFM=FB,LRECL=168,BLKSIZE=6720)
//PACQMZ DD UNIT=&UWK,SPACE=(TRK,(1,1),RLSE),
// DCB=(RECFM=FB,LRECL=141,BLKSIZE=5640)
//PAC7LB DD DSN=&INDSV..BVPLB,DISP=SHR
//PAC7AE DD DSN=&INDSV..BVPAE,DISP=SHR
//AJLSR DD DSN=&INDUV..&BASE.AJ,DISP=SHR
//PAC7AJ DD SUBSYS=(&LSR,'DDNAME=AJLSR','BUFND=40')
//ANLSR DD DSN=&INDUV..&BASE.AN,DISP=SHR
//PAC7AN DD SUBSYS=(&LSR,'DDNAME=ANLSR','BUFND=40','BUFNI=30')
//ARLSR DD DSN=&INDUV..&BASE.AR,DISP=SHR
//PAC7AR DD SUBSYS=(&LSR,'DDNAME=ARLSR','BUFND=40')
//AYLSR DD DSN=&INDUV..&BASE.AY,DISP=SHR
//PAC7AY DD SUBSYS=(&LSR,'DDNAME=AYLSR','BUFND=40')
//PACGGK DD DSN=&INDSV..BVPGK,DISP=SHR
//GNLSR DD DSN=&INDSV..BVPGN,DISP=SHR
//PACGGN DD SUBSYS=(&LSR,'DDNAME=GNLSR','BUFND=10','BUFNI=10')
//GRLSR DD DSN=&INDSV..BVPGR,DISP=SHR
//PACGGR DD SUBSYS=(&LSR,'DDNAME=GRLSR','BUFND=10')
//GULSR DD DSN=&INDSV..BVPGU,DISP=SHR
//PACGGU DD SUBSYS=(&LSR,'DDNAME=GULSR','BUFND=10','BUFNI=10')
//PAC7EE DD UNIT=&UWK,SPACE=(TRK,(20,5),RLSE),DCB=BLKSIZE=27820
//PAC7EG DD UNIT=&UWK,SPACE=(TRK,(20,5),RLSE),DCB=BLKSIZE=27820
//PAC7EP DD UNIT=&UWK,SPACE=(TRK,(20,5),RLSE),DCB=BLKSIZE=27820
//PAC7EV DD UNIT=&UWK,SPACE=(TRK,(20,5),RLSE),DCB=BLKSIZE=27820
//PAC7JG DD UNIT=&UWK,SPACE=(TRK,(2,1),RLSE),DCB=BLKSIZE=3440
//PAC7KD DD UNIT=&UWK,SPACE=&SPAEX,DCB=BLKSIZE=27820
//PAC7KE DD UNIT=&UWK,SPACE=&SPAEX,DCB=BLKSIZE=27820
//PAC7KF DD UNIT=&UWK,SPACE=(TRK,(20,5),RLSE),DCB=BLKSIZE=27820
//PAC7KG DD UNIT=&UWK,SPACE=(TRK,(20,5),RLSE),DCB=BLKSIZE=27820
//PAC7KP DD UNIT=&UWK,SPACE=&SPAEX,DCB=BLKSIZE=27820
//PAC7KS DD UNIT=&UWK,SPACE=(TRK,(20,5),RLSE),DCB=BLKSIZE=27820
//PAC7KU DD UNIT=&UWK,SPACE=(TRK,(20,5),RLSE),DCB=BLKSIZE=27820
//PAC7KV DD UNIT=&UWK,SPACE=(TRK,(20,5),RLSE),DCB=BLKSIZE=27820
//PAC7ME DD DSN=&PQCAMB,DISP=(OLD,DELETE,DELETE)
//PAC7MG DD UNIT=&UWK,SPACE=(TRK,(2,1),RLSE),DCB=BLKSIZE=3060
//PAC7MV DD UNIT=&UWK,SPACE=(TRK,(2,1),RLSE),DCB=BLKSIZE=6800
//PAC7GB DD DSN=&INDUN..&BASE..GN&USER,
// DCB=BLKSIZE=12560,

```

```

//          UNIT=&UNIT,
//          VOL=&VOL,
//          SPACE=&SPAGN,DISP=(,PASS,DELETE)
//PAC7GE DD DSN=*.PAC7GB,
//          UNIT=&UNIT,
//          VOL=REF=*.PAC7GB,
//          DISP=(MOD,,DELETE)
//PAC7GG DD DSN=*.PAC7GB,
//          UNIT=&UNIT,
//          VOL=REF=*.PAC7GB,
//          DISP=(MOD,,DELETE)
//PAC7GP DD DSN=*.PAC7GB,
//          UNIT=&UNIT,
//          VOL=REF=*.PAC7GB,
//          DISP=(MOD,,DELETE)
//PAC7GV DD DSN=*.PAC7GB,
//          UNIT=&UNIT,
//          VOL=REF=*.PAC7GB,
//          DISP=(MOD,,DELETE)
//PAC7SC DD DSN=&INDSV..BVVPS,DISP=SHR
//SGLSR DD DSN=&INDSV..BVVPS,DISP=SHR
//PAC7SG DD SUBSYS=(&LSR,'DDNAME=SGLSR','BUFND=10')
//SSLSR DD DSN=&INDSV..BVVPS,DISP=SHR
//PAC7SS DD SUBSYS=(&LSR,'DDNAME=SSLSR','BUFND=10')
//SNLSR DD DSN=&INDSV..BVVPS,DISP=SHR
//PAC7SN DD SUBSYS=(&LSR,'DDNAME=SNLSR','BUFND=10')
//PAC7WC DD UNIT=&UWK,SPACE=&SPAWK,DCB=BLKSIZE=27820
//PAC7W1 DD UNIT=&UWK,SPACE=&SPAWK,DCB=BLKSIZE=27820
//PAC7W2 DD UNIT=&UWK,SPACE=&SPAWK,DCB=BLKSIZE=27820
//PAC7W3 DD UNIT=&UWK,SPACE=&SPAWK,DCB=BLKSIZE=27820
//PAC7W4 DD UNIT=&UWK,SPACE=&SPAWK,DCB=BLKSIZE=27180
//SORTLIB DD DSN=&SORTLIB,DISP=SHR
//SORTWK01 DD UNIT=&UWK,SPACE=(CYL,(&CYL,1)),CONTIG)
//SORTWK02 DD UNIT=&UWK,SPACE=(CYL,(&CYL,1)),CONTIG)
//SORTWK03 DD UNIT=&UWK,SPACE=(CYL,(&CYL,1)),CONTIG)
//SYSUDUMP DD SYSOUT=&OUT
//DEL EXEC PGM=IEFBR14
//*-----
//PAC7GN DD DSN=*.PACQ.PAC7GB,
//          UNIT=&UNIT,
//          VOL=REF=*.PACQ.PAC7GB,
//          DISP=(OLD,DELETE,DELETE)

```

## Extraction of Quality Rules

### PQCE - Introduction

The PQCE procedure performs the extraction of the quality rules created by the user in his/her Database via the user entity supplied.

It extracts the user entity occurrences that make up the customized quality rule dictionary, checks the information, and builds a file with the 'compiled' quality rules required by the Analysis of application quality (PQCA).

For further details, see the Pacbench Quality Control Reference Manual.

### Execution conditions

None. The files can remain available for on-line use.

### **PQCE - Input / Processing / Results**

The user input of the PQCE procedure is similar to that of the EXUE extractor (PACX procedure).

One '\*' line per library to be consulted for extraction:

Position	Length	Value	Meaning
2	1	'*'	Line code
3	8	uuuuuuuu	User code
11	8	pppppppp	User password
19	3	bbb	Library code
22	4	nnnn	Session number (Blank=current session)
26	1	'T'	Session status if Test session
28	1		not used
29	4	'EXUE'	Extractor code

For further details, see the chapter 'Manager's Utilities' (PACX: Extractions) in this manual.

One command line:

Pos.	Len.	Value	Meaning
2	4	'W1EX'	Line code
6	1	'Y'	UE extraction identifier
7	1		Library selection code:
		'U'	Selected library
		'C'	Selected library + higher level lib.
8	2	'5Q'	Type code of user entity dedicated to Quality Control

### Result

The output of the PQCE procedure is a file which contains the 'compiled' customized quality rules, which can be processed by the PQCA procedure.

Printed report

This procedure prints:

- An occurrence-extraction report.
- A check report on the validity and usage of quality indicators.
- Descriptive reports on quality rules:
  - List of quality factors and criteria,
  - Description of each quality indicator,
  - Quality Control Dictionary.

**PQCE - Description of Steps**

Input recognition: PTU001

Check of VSAM files: IDCAMS

Initialization of the KSDS work file: IDCAMS

Extraction: PACX

This step extracts transactions according to user input.

Code	Physical name	Type	Label
PAC7AE	&INDSV..BVPAE	Input	Error messages
PAC7AN	&INDUV..&BASE.AN	Input	Development Database index
PAC7AR	&INDUV..&BASE.AR	Input	Development Database data
PAC7AY	&INDUV..&BASE.AY	Input	Development Database extension data
PACGGN	&INDSV..BVPGN	Input	Administration Database index
PACGGR	&INDSV..BVPGR	Input	Administration Database data
PACGGU	&INDSV..BVPGU	Input	Administration Database users
PAC7PJ	DUMMY		
PAC7MB	&&PQCEMB	Input	User input
PAC7BM	&&PACXBM	Input/Output	User input
PAC7MM	&&PACXMM	Input/Output	EXPU work file

Code	Physical name	Type	Label
PAC7MJ	DUMMY		
PAC7TE	DUMMY		
PAC7RE	DUMMY		
PAC7RM	DUMMY		
PAC7WD	&&PACXWD	Input/Output	Extracted transactions
SYSEXT	&&SYSEXT	Input/Output	Work file (indexed)
PAC7RQ	DUMMY	Input/Output	Work file
PAC7MV	DUMMY		
PAC7MR	DUMMY		
PAC7MX	DUMMY		
PAC7GY	DUMMY		
PAC7TD	DUMMY		
PAC7UE	&&MB	Output	Extracted transactions for EXUE
PAC7IA		Report	General printing of program chains
PAC7DD		Report	Printing of abends on input transactions
PAC7EE		Report	Extraction reports
PAC7EP		Report	Extraction reports
PAC7EQ		Report	Extraction reports
PAC7EZ		Report	Extraction reports
SORTWK01		Sort	
SORTWK02		Sort	
SORTWK03		Sort	

Return codes:

- 0: No error
- 4: Error in user input (detailed in PAC7EE) or in EXTR/EXUE extractions (detailed in PAC7EZ)
- 8: Error in '\*' line (detailed in PAC7DD) or in EXLI (Database not available)

#### Compilation of Quality rules: PTUQ10

This step creates the customized quality rule file that will be used by the PQCA analysis procedure.

Code	Physical name	Type	Label
PAC7AE	&INDSV..BVP AE	Input	Error messages
PACGGN	&INDSV..BVP GN	Input	Administration Database index
PACGGR	&INDSV..BVP GR	Input	Administration Database data
PACGGU	&INDSV..BVP GU	Input	Administration Database users
PAC7AR	&INDUV..&BASE.AR	Input	Development Database data
PACQMI	&INDUV..PQCE.&USER	Output	'Compiled' quality rules (length=80)
PAC7MB	&&PQCEMB	Input	User input
PACQMC	&&MB	Input	User input occurrences
PACQML	&&PACQML	Output	Preparation for printing
PACQIC		Report	Rule-validity report
PAC7DD		Report	Batch procedure authorization option
SORTWK01		Sort	
SORTWK02		Sort	
SORTWK03		Sort	

#### Printing of Quality rules: PTUQ15

Code	Physical name	Type	Label
PAC7AE	&INDSV..BVP AE	Input	Error messages
PACQML	&&PACQML	Input	Preparation for printing
PACQII		Report	List of quality factors and criteria and description by indicator
PACQIJ		Report	Dictionary of quality rules
SORTWK01		Sort	
SORTWK02		Sort	
SORTWK03		Sort	

#### Deletion of the KSDS work file: IDCAMS



## PQCE - Execution JCL

```

/* -----
/*      VISUALAGE PACBASE
/*
/* -----
/*      - PACBENCH QUALITY CONTROL EXTRACTION -
/*
/* -----
/*
/* FORMAT OF TRANSACTIONS AT INPUT :
/* .. A USER AND LIBRARY LINE
/* .. A COMMAND LINE PER ENTITY TO BE EXTRACTED
/* COL 2-6 : "W1EXY"
/* COL 7   : SELECTION CODE OF THE LIBRARY
/*          "U"(LIBRARY ONLY)
/*          "C"(LIBRARY AND HIGHER LEVEL LIBRAIRIES)
/* COL 8-9 : TYPE CODE OF THE USER ENTITY (2 CHAR.)
/*
/* -----
/*
/* BVPPQCE PROC BASE=$BASE,                CODE OF DEVPT DATABASE
/*      INDSV='$INDSV',                    INDEX OF SYSTEM VSAM FILES
/*      INDSN='$INDSN',                    INDEX OF SYSTEM NON-VSAM FILES
/*      INDUV='$INDUV',                    INDEX OF USER VSAM FILES
/*      INDUN='$INDUN',                    INDEX OF USER NON-VSAM FILES
/**:    VSAMCAT='$VCAT',                    USER VSAM CATALOG
/**:    SYSCAT='$SCAT',                     SYSTEM VSAM CATALOG
/*      STEPLIB='$HLQ..SBVPMBR8',          LIBRARY OF LOAD-MODULES
/*      OUT=$OUT,                          OUTPUT CLASS
/*      SPAMB=(TRK,(15,5))',              SPACE OF EXTRACTED TRANSACTIONS
/*      UWK=$UWK,                          WORK UNIT
/*      USER=,                             USER CODE
/*      UNITS=$UNITUN,                     UNIT
/*      VOLS='SER=$VOLUN',                 QUALITY CONTROL FILE VOLUME
/*      SPAPQC=(TRK,(60,15),RLSE)',       SPACE OF QUALITY CONTROL FIL
/*      SORTLIB='$BIBT',                  SORT LIBRARY
/*      CYL=3,                            SORTWORK SPACE
/*      LSR='BLSR',                       LSR BATCH SYSTEM NAME
/*      OUTL=$OUT                          OUTPUT CLASS OF REPORTS
/******
//INPUT EXEC PGM=BVPTU001
/*-----
//STEPLIB DD DSN=&STEPLIB,DISP=SHR
//        DD DSN=$BCOB,DISP=SHR
//CARTE  DD DDNAME=SYSIN
//PAC7MB DD DSN=&&PQCEMB,DISP=(,PASS),
//        UNIT=&UWK,SPACE=(TRK,(5,1),RLSE),
//        DCB=(RECFM=FB,LRECL=80,BLKSIZE=6160)
//PRMSYS EXEC PGM=BVPRMSYS,PARM='&USER'
/*-----
//STEPLIB DD DSN=&STEPLIB,DISP=SHR
//        DD DSN=$BCOB,DISP=SHR
//SYSOUT DD SYSOUT=&OUT
//PACRIN DD DSN=&INDSN..BVPSY(DLPQCE),DISP=SHR
//PACROU DD DSN=&&DLPQCE,DISP=(,PASS),SPACE=(TRK,1),

```

```

//          UNIT=&UWK,
//          DCB=(RECFM=FB,LRECL=80,BLKSIZE=800)
//DELETE EXEC PGM=IDCAMS
//*-----
//*:STEPCAT DD DSN=&VSAMCAT,DISP=SHR
//SYSPRINT DD SYSOUT=&OUT
//SYSIN DD DSN=&&DLPQCE,DISP=(OLD,DELETE)
//VERIFY EXEC PGM=IDCAMS
//*-----
//*:STEPCAT DD DSN=&VSAMCAT,DISP=SHR
//SYSPRINT DD SYSOUT=&OUT
//PAC7AN DD DSN=&INDUV..&BASE.AN,DISP=SHR
//PAC7AR DD DSN=&INDUV..&BASE.AR,DISP=SHR
//PACGGN DD DSN=&INDSV..BVPGN,DISP=SHR
//PACGGR DD DSN=&INDSV..BVPGR,DISP=SHR
//PACGGU DD DSN=&INDSV..BVPGU,DISP=SHR
//SYSIN DD DSN=&INDSN..BVPSY(VERIFAN),DISP=SHR
// DD DSN=&INDSN..BVPSY(VERIFAR),DISP=SHR
// DD DSN=&INDSN..BVPSY(VERIFGN),DISP=SHR
// DD DSN=&INDSN..BVPSY(VERIFGR),DISP=SHR
// DD DSN=&INDSN..BVPSY(VERIFGU),DISP=SHR
//PRMSYS EXEC PGM=BVPRMSYS,PARM='&USER,&INDUV'
//*-----
//STEPLIB DD DSN=&STEPLIB,DISP=SHR
// DD DSN=$BCOB,DISP=SHR
//SYSOUT DD SYSOUT=&OUT
//PACRIN DD DSN=&INDSN..BVPSY(DFSYSEXT),DISP=SHR
//PACROU DD DSN=&&DFSYSEXT,DISP=(,PASS),SPACE=(TRK,1),
//          UNIT=&UWK,
//          DCB=(RECFM=FB,LRECL=80,BLKSIZE=800)
//DEFINE EXEC PGM=IDCAMS
//*-----
//*:STEPCAT DD DSN=&VSAMCAT,DISP=SHR
//SYSPRINT DD SYSOUT=&OUT
//SYSIN DD DSN=&&DFSYSEXT,DISP=(OLD,DELETE)
//MAXKEY EXEC PGM=IDCAMS
//*-----
//*:STEPCAT DD DSN=&VSAMCAT,DISP=SHR
//SYSPRINT DD SYSOUT=&OUT
//SYSPAF DD DSN=&INDUV..SYSEXT.&USER,DISP=SHR
//MAXKEY DD DSN=&INDSN..BVPSY(MAXKEY),DISP=SHR
//SYSIN DD DSN=&INDSN..BVPSY(REPRO999),DISP=SHR
//PACX EXEC PGM=BVPACX,REGION=0K
//*-----
//*:STEPCAT DD DSN=&VSAMCAT,DISP=SHR
//*: DD DSN=&SYSTCAT,DISP=SHR
//STEPLIB DD DSN=&STEPLIB,DISP=SHR
// DD DSN=$BCOB,DISP=SHR
//SYSOUT DD SYSOUT=&OUT
//SYSOUX DD SYSOUT=&OUT
//SYSPRINT DD SYSOUT=&OUT
//PAC7AE DD DSN=&INDSV..BVPAE,DISP=SHR
//ANLSR DD DSN=&INDUV..&BASE.AN,DISP=SHR
//PAC7AN DD SUBSYS=(&LSR,'DDNAME=ANLSR','BUFND=40','BUFNI=30')
//ARLSR DD DSN=&INDUV..&BASE.AR,DISP=SHR

```

```

//PAC7AR DD SUBSYS=(&LSR,'DDNAME=ARLSR','BUFND=40')
//AYLSR DD DSN=&INDUV..&BASE.AY,DISP=SHR
//PAC7AY DD SUBSYS=(&LSR,'DDNAME=AYLSR','BUFND=40')
//GNLSR DD DSN=&INDSV..BVPGN,DISP=SHR
//PACGGN DD SUBSYS=(&LSR,'DDNAME=GNLSR','BUFND=10','BUFNI=10')
//GRLSR DD DSN=&INDSV..BVPGR,DISP=SHR
//PACGGR DD SUBSYS=(&LSR,'DDNAME=GRLSR','BUFND=10')
//GULSR DD DSN=&INDSV..BVPGU,DISP=SHR
//PACGGU DD SUBSYS=(&LSR,'DDNAME=GULSR','BUFND=10','BUFNI=10')
//PAC7PJ DD DUMMY
//PAC7IA DD SYSOUT=&OUTL
//PAC7DD DD SYSOUT=&OUTL
//PAC7EE DD SYSOUT=&OUTL
//PAC7EP DD SYSOUT=&OUTL
//PAC7EQ DD SYSOUT=&OUTL
//PAC7EZ DD SYSOUT=&OUTL
//SYSEXT DD DSN=&INDUV..SYSEXT.&USER,DISP=SHR
//PAC7MB DD DSN=&&PQCEMB,DISP=(OLD,PASS)
//PAC7BM DD DSN=&&PACXBM,DISP=(,DELETE),UNIT=&UWK,
// DCB=BLKSIZE=3440,SPACE=&SPAMB
//PAC7MM DD DSN=&&PACXMM,DISP=(,DELETE),UNIT=&UWK,
// SPACE=&SPAMB,
// DCB=(RECFM=FB,LRECL=55,BLKSIZE=6215)
//PAC7MJ DD DUMMY
//PAC7TE DD DUMMY
//PAC7RE DD DUMMY
//PAC7RM DD DUMMY
//PAC7RQ DD DUMMY
//PAC7WD DD DSN=&&PACXWD,DISP=(,DELETE),UNIT=&UWK,
// SPACE=&SPAMB,
// DCB=(RECFM=FB,LRECL=286,BLKSIZE=6292)
//SORTLIB DD DSN=&SORTLIB,DISP=SHR
//SORTWK01 DD UNIT=&UWK,SPACE=(CYL,(3,1),,CONTIG)
//SORTWK02 DD UNIT=&UWK,SPACE=(CYL,(3,1),,CONTIG)
//SORTWK03 DD UNIT=&UWK,SPACE=(CYL,(3,1),,CONTIG)
//PAC7MV DD DUMMY
//PAC7MR DD DUMMY
//PAC7MX DD DUMMY
//PAC7TD DD DUMMY
//PAC7GY DD DUMMY
//PAC7UE DD DSN=&&MB,DISP=(,PASS),UNIT=&UWK,
// SPACE=&SPAMB,
// DCB=(RECFM=FB,LRECL=230,BLKSIZE=6440)
//SYSUDUMP DD SYSOUT=&OUT
//PTUQ10 EXEC PGM=BVPTUQ10,COND=(0,NE,PACX)
//*-----
//*:STEPCAT DD DSN=&VSAMCAT,DISP=SHR
//*: DD DSN=&SYSTCAT,DISP=SHR
//STEPLIB DD DSN=&STEPLIB,DISP=SHR
// DD DSN=&BCOB,DISP=SHR
//SORTLIB DD DSN=&SORTLIB,DISP=SHR
//PAC7MB DD DSN=&&PQCEMB,DISP=(OLD,DELETE)
//PACQMC DD DSN=&&MB,DISP=(OLD,DELETE)
//PAC7AE DD DSN=&INDSV..BVPAE,DISP=SHR
//PAC7AR DD DSN=&INDUV..&BASE.AR,DISP=SHR

```

```

//GNLSR DD DSN=&INDSV..BVPGN,DISP=SHR
//PACGGN DD SUBSYS=(&LSR,'DDNAME=GNLSR','BUFND=10','BUFNI=10')
//GRLSR DD DSN=&INDSV..BVPGR,DISP=SHR
//PACGGR DD SUBSYS=(&LSR,'DDNAME=GRLSR','BUFND=10')
//GULSR DD DSN=&INDSV..BVPGU,DISP=SHR
//PACGGU DD SUBSYS=(&LSR,'DDNAME=GULSR','BUFND=10','BUFNI=10')
//PACQMI DD DSN=&INDUN..PQCE.&USER,DISP=(,CATLG,DELETE),
// UNIT=&UNITS,
// VOL=&VOLS,
// SPACE=&SPAPQC,
// DCB=(RECFM=FB,LRECL=80,BLKSIZE=6400)
//PACQML DD DSN=&&PACQML,DISP=(,PASS),
// UNIT=&UWK,SPACE=(TRK,(15,5),RLSE),
// DCB=(RECFM=FB,LRECL=85,BLKSIZE=8500)
//PACQIC DD SYSOUT=&OUT,DCB=BLKSIZE=133
//PAC7DD DD SYSOUT=&OUT,DCB=BLKSIZE=133
//SYSOUT DD SYSOUT=&OUT
//SYSOUX DD SYSOUT=&OUT
//SORTWK01 DD UNIT=&UWK,SPACE=(CYL,(&CYL,1),,CONTIG)
//SORTWK02 DD UNIT=&UWK,SPACE=(CYL,(&CYL,1),,CONTIG)
//SORTWK03 DD UNIT=&UWK,SPACE=(CYL,(&CYL,1),,CONTIG)
//SYSUDUMP DD SYSOUT=&OUT
//PTUQ15 EXEC PGM=BVPTUQ15,COND=((0,NE,PACX),(0,NE,PTUQ10))
//*-----
//*:STEPCAT DD DSN=&VSAMCAT,DISP=SHR
//*: DD DSN=&SYSTCAT,DISP=SHR
//STEPLIB DD DSN=&STEPLIB,DISP=SHR
// DD DSN=$BCOB,DISP=SHR
//SORTLIB DD DSN=&SORTLIB,DISP=SHR
//PACQML DD DSN=&&PACQML,DISP=(OLD,DELETE)
//PAC7AE DD DSN=&INDSV..BVPAE,DISP=SHR
//PACQII DD SYSOUT=&OUT,DCB=BLKSIZE=133
//PACQIJ DD SYSOUT=&OUT,DCB=BLKSIZE=133
//SYSOUT DD SYSOUT=&OUT
//SYSOUX DD SYSOUT=&OUT
//SORTWK01 DD UNIT=&UWK,SPACE=(CYL,(&CYL,1),,CONTIG)
//SORTWK02 DD UNIT=&UWK,SPACE=(CYL,(&CYL,1),,CONTIG)
//SORTWK03 DD UNIT=&UWK,SPACE=(CYL,(&CYL,1),,CONTIG)
//SYSUDUMP DD SYSOUT=&OUT
//PRMSYS EXEC PGM=BVPRMSYS,PARM='&USER,&INDUV',COND=EVEN
//*-----
//STEPLIB DD DSN=&STEPLIB,DISP=SHR
// DD DSN=$BCOB,DISP=SHR
//SYSOUT DD SYSOUT=&OUT
//PACRIN DD DSN=&INDSN..BVPSY(DLSYSEXT),DISP=SHR
//PACROU DD DSN=&&DLSYSEXT,DISP=(,PASS),SPACE=(TRK,1),
// UNIT=&UWK,
// DCB=(RECFM=FB,LRECL=80,BLKSIZE=800)
//DELETE EXEC PGM=IDCAMS,COND=EVEN
//*-----
//*:STEPCAT DD DSN=&VSAMCAT,DISP=SHR
//SYSPRINT DD SYSOUT=&OUT
//SYSIN DD DSN=&&DLSYSEXT,DISP=(OLD,DELETE)

```

---

## Chapter 6. Versioning Facilities

---

### SCM Tools Interface

#### Introduction

The SCM module (Support Configuration Management) is the VA Pac interface for configuration management tools. These tools can be third-party tools or the VA Pac configuration management tool.

The SCM module is used in both online and batch modes.

This chapter presents the SCM browser, accessible via Administrator or Developer workbench, and supplies the detailed documentation of the batch procedures, specific to SCM.

The detailed use of SCM in Administrator or Developer workbench is documented in the online help, accessible via the 'Help' menu, 'Help Home Page' choice, or via the F1 key on any focusable field or interface section.

**NOTE:** In the online help, 'instance' replaces 'entity', which is used throughout this chapter.

The SCM module is optional. Its use depends upon the corresponding purchase agreement.

The purpose of the module is twofold:

1. PRODUCTION TURNOVER MANAGEMENT

This function is used to:

- Manage the generation environments, by specifying the 'production environments' which are used to manage the Database freeze.
- Follow up the entities generated from a Database and put into production.
- Give the user information related to these entities such as their library code, the session number of the last generation, and of the last Database freeze.
- Automatically freeze the Database when generating into a production environment.
- Provide project follow-up to development teams in relation to generated entities.

2. INTERFACE WITH A THIRD-PARTY CONFIGURATION MANAGEMENT UTILITY

Moreover, the module is used to:

- Generate and automatically import the generated entities into a third-party configuration management tool with the appropriate parameters.
- Know, in the repository, the contexts of the configuration management tool, in which the generated entities are stored.
- Consult the last actions performed on these entities in the configuration management tool.
- Ensure the consistency between the production turnover data, stored in the Development Database, and the entities generated and managed by the configuration management tool. But a file extracted from the product must be shipped so as to compare it with another extracted file from the Development Database.

## Definitions

### 1. SCM Environment

An application life cycle consists of various steps: development, tests, quality control, production, etc.

Each step can be defined as an SCM Environment. A default SCM Environment, identified by '\*' characters, can be defined. Its purpose is to store the generated entities data which does not belong to any predefined SCM Environment.

An SCM Environment can be associated with a physical or logical context of a configuration management tool. This context is defined with the context parameters which are specified in the Environment definition.

An SCM Environment can consist of several Applications.

A default Application, identified by '\*' characters, stores the generated entities which do not belong to any particular Application.

An SCM Application can consist of several sets of generated entities, each set corresponding to one entity type only.

The entity types processed by SCM are limited to the following list:

- Batch program (P entity),
- Dialogue/Screen (O entity),
- DBD description (B entity),
- COPY clauses (D entity).

as well as the eBusiness entities:

- Application,
- Folder,
- IT server,
- Communication monitor,
- Elementary component.

## 2. Identity of the generated entity

The VA Pac generated entity is identified by the information defined in the PACBASE-CONSTANTS variable, in the generated program. This Identity can be obtained upon generation with the 'Pacbase Constants' parameter specified in the Optional Command Lines Set.

You can always find the generated entity Identity by analyzing the source of this entity.

### Important Note :

Some SCM procedures, in particular the inter-environments integrity control procedure, need the identification of the generated entity which is stored in the configuration management tool to compare the data saved in this tool with the data stored in the Development Database.

For this reason, it is recommended to manage the generated entity and its Identity as well to use all the SCM functions.

Concerning Endeavor, SCM manages the generated entity Identity as a complementary object called INFOPAC.

**NOTE:** For a complete documentation on the ENDEVOR Interface, refer to the "VisualAge Pacbase/ENDEVOR Interface" Reference Manual for IBM MVS CICS or IBM MVS IMS.

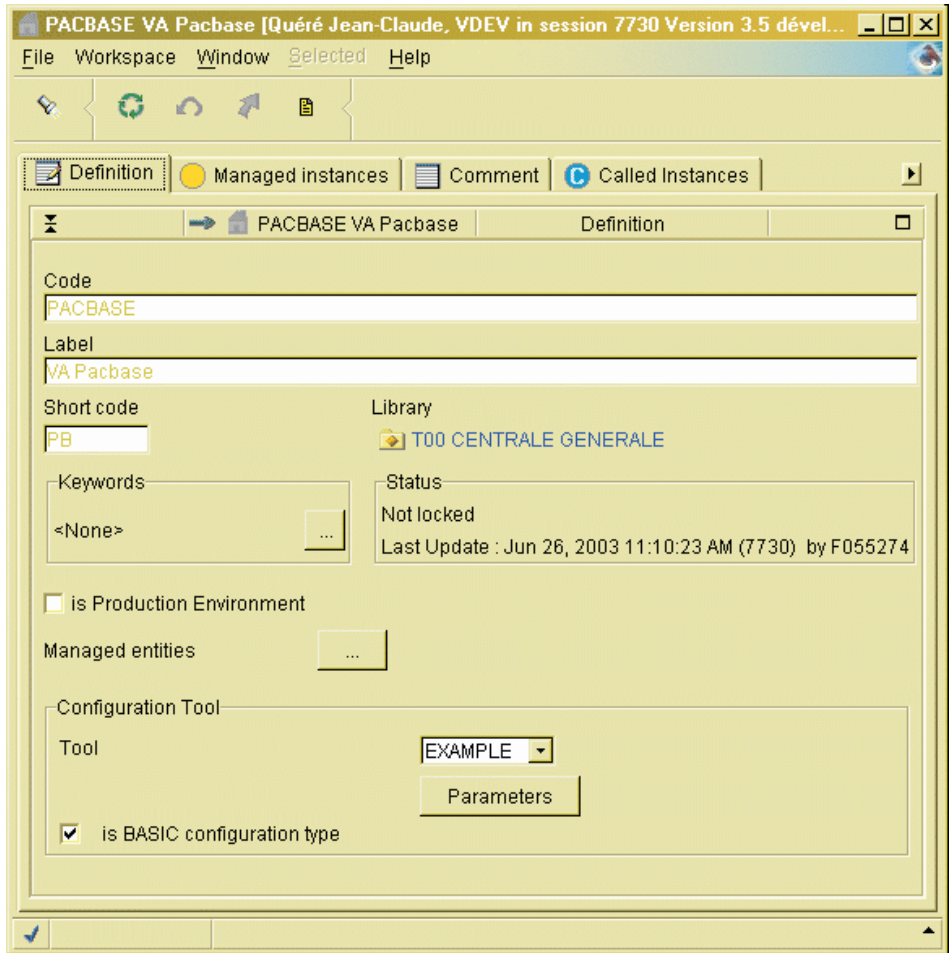
## **SCM Environment**

The SCM Environment is a set of attributes and parameters which are optional. They are used to specify, for example, the contexts of the configuration management tools and so automate the generated entity import in these tools.

The values of these elements are used to configure the Optional Command Lines Set (OCLS) at generation time.

## SCM Environment attributes

The SCM Environment attributes are defined in the 'Definition' tab of the 'Configuration Environments' browser.



These attributes are:

- Code of the Environment.  
It is unique and cannot exceed 30 characters.
- Label of the Environment.
- Short code of the Environment.



It is unique and is used in the FLx command of the print/generation command lines upon the entity generation, or in the Library options lines to specify the SCM Environment choice, either required or optional for a given entity type.

- **Production Environment.**  
Checking the box indicates that the defined Environment is the Production Environment. It triggers the Database freeze if entities to put into production exist in current session.
- **Managed entities**  
This attribute limits the SCM Environment use to some VA Pacbase entity types. At generation time, if the type of the generated entity is not permitted, this entity is not processed.
- **Code of the configuration management tool.**  
The default tool code is 'BASIC'. Other tool codes can be defined by adding the new tools in the 'tools.txt' file. This file is stored (and must remain) in the ..\adworkbench\workstation directory. Each configuration management tool can have its own parameters with specific labels and its own management. These labels are defined locally, in a file whose name is the name of the tool followed by the ".txt" extension. This file is also located in the ..\adworkbench\workstation directory.  
Administrator or Developer workbench can then correctly display the parameters labels in the 'parameters' tab.
- **BASIC-type configuration.**  
If the box is checked, the Environment management is BASIC, i.e. only the latest instance of the generated entity is kept, in the Library, all frozen sessions taken into account.

Among the attributes, only the Environment code, label and short code are required.

### **SCM Environment parameters**

The parameters (number limited to 15) are values used by SCM :

- either to substitute the parameters entered in the Optional Command Lines Set of the generated entity at generation time. This, to import the generated entity in the configuration management tool.
- or to identify the physical or logical context of the configuration management tool where the generated entities are stored.  
To a SCM Environment corresponds only one context of the configuration management tool.

The parameters value can be assigned in the 'Parameters' window, opened from the 'Definition' tab of the 'Configuration Environments' browser.

**Parameters**

Specify the parameters for the configuration tool

\$1	Batch PDS			
\$2	Online PDS			
\$3	Source PDS			
\$4				
\$5				
\$6				
\$7				
\$8				
\$9				
\$10				
\$11				
\$12				
\$13				
\$14				
\$15				

Identifier prefix character

OK Cancel

Each parameter is constituted of the following attributes:

- Number, from 1 to 15 (column 1).
- Label (column 2).
- Value (column 3).
- Entity types (column 4).

Here you can indicate whether the parameter is specific to an entity or generic for all entities.

- Rank (column 5).

The parameter rank is used to sort the context parameters in case several parameters are needed to define a configuration management tool context. The values may be 1 to 9.

The generated entities which have a different type can be managed in different target contexts. So you can define several context parameters with the same rank, but with a different entity type.

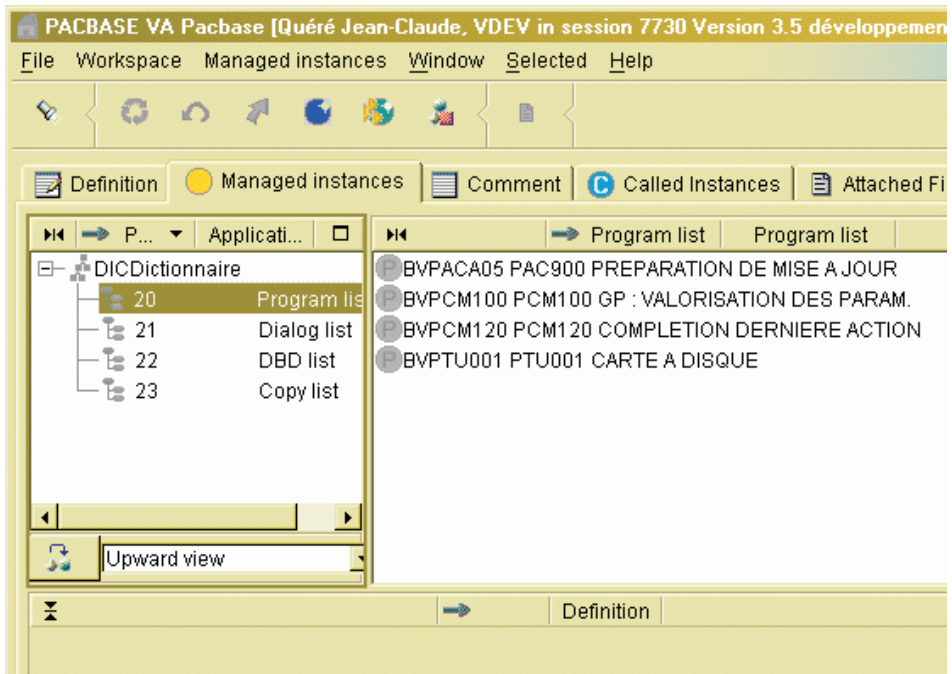
- Parameter identification prefix

The value of the SCM Environment parameters can be used to substitute parameters which are indicated in the Optional Command Lines Set in order to possibly automate the import of the generated entities in the configuration management tool upon the generation. In these lines, parameters are identified by a two-character sequence for the parameter identification followed by a number (1,2,...9,A,...,F).

The default identification character is '\$'.

The SCM Environment parameters value can be different according to the Library and the Session.

### SCM Environment applications



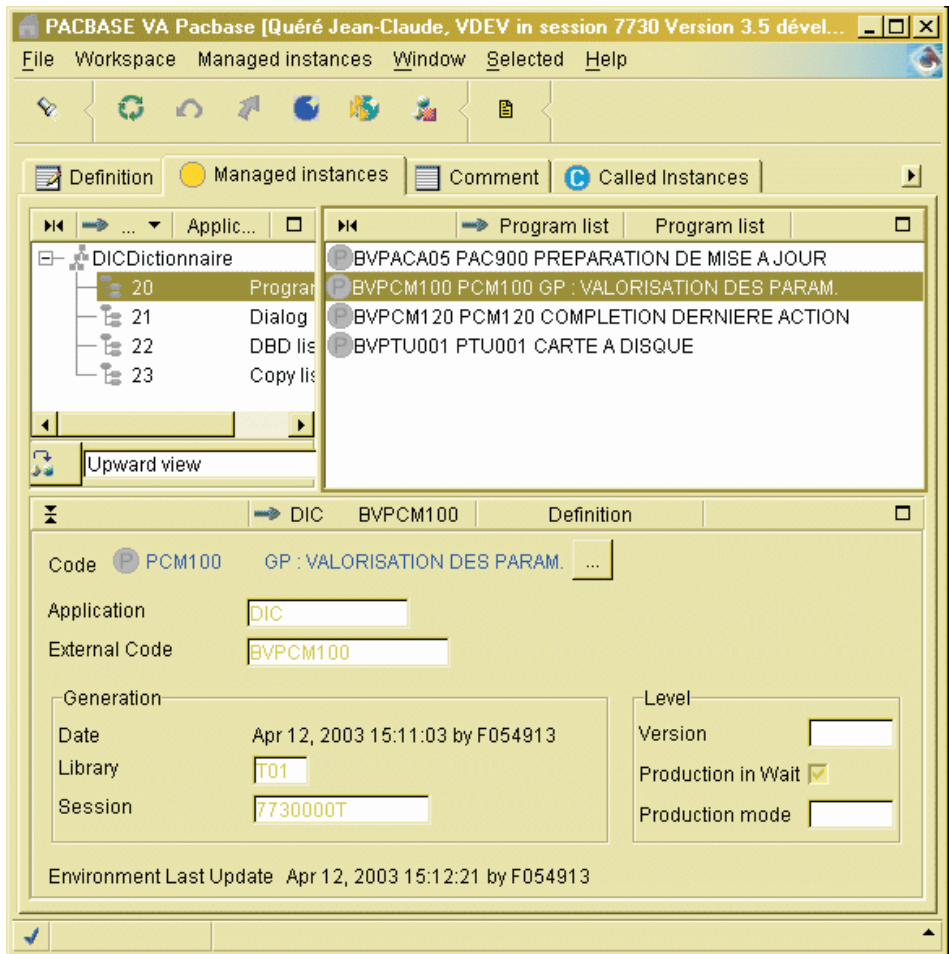
An SCM Environment can consist of one or more logical sets called 'Applications'.

Each Application groups VA Pacbase entities generated in a project, in an application.

The default Application, identified by '\*' characters, stores the generated instances which do not belong to any specific Application, or whose Application code is not defined.

The definition of the Application is not required. If there is no defined Application code, the default Application is used.

## SCM Environment managed entities



An Application consists of several sets of generated entities. Each set corresponds to a VA Pacbase entity type. You can specify the external name of the entities which belong to the Application before any generation.

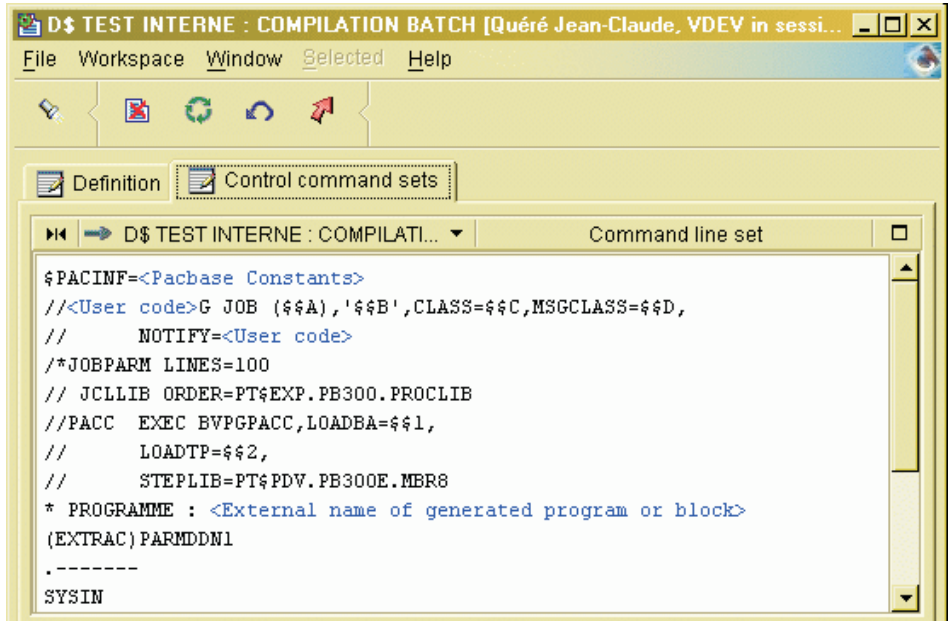
You can consult the Identity of the generated entities, and information about the last action performed on the entity.

A specific attribute indicates the status of the generated entity. It can be 'Production in wait' if this attribute is set.

The 'Production mode' attribute indicates the last batch procedure undergone by the entity, i.e. 'G' for GPRT, 'M' for HIPM and 'U' for SIPM.

The production turnover of a generated object in the current session can generate an automatic Database freeze.

## Import JCL



The screenshot shows a window titled 'D\$ TEST INTERNE : COMPILATION BATCH [Quéré Jean-Claude, VDEV in sessi...'. The window has a menu bar with 'File', 'Workspace', 'Window', 'Selected', and 'Help'. Below the menu bar is a toolbar with several icons. The main area is divided into two tabs: 'Definition' and 'Control command sets'. The 'Control command sets' tab is active, showing a list of command line sets. The selected set is 'D\$ TEST INTERNE : COMPILATI...' and its content is displayed in a text area. The content is a JCL program with various parameters and comments.

```
$PACINF=<Pacbase Constants>
//<User code>G JOB ($$$A),'$$$B',CLASS=$$$C,MSGCLASS=$$$D,
//   NOTIFY=<User code>
/*JOBPARM LINES=100
// JCLLIB ORDER=PT$EXP.PB300.PROCLIB
//PACC EXEC BVPGPACC,LOADBA=$$$1,
//   LOADTP=$$$2,
//   STEPLIB=PT$PDV.PB300E.MBR8
* PROGRAMME : <External name of generated program or block>
(EXTRAC) PARMDDN1
.-----
SYSIN
```

The import JCL of the generated object in the configuration management tool must be defined in the Optional Command Lines Set.

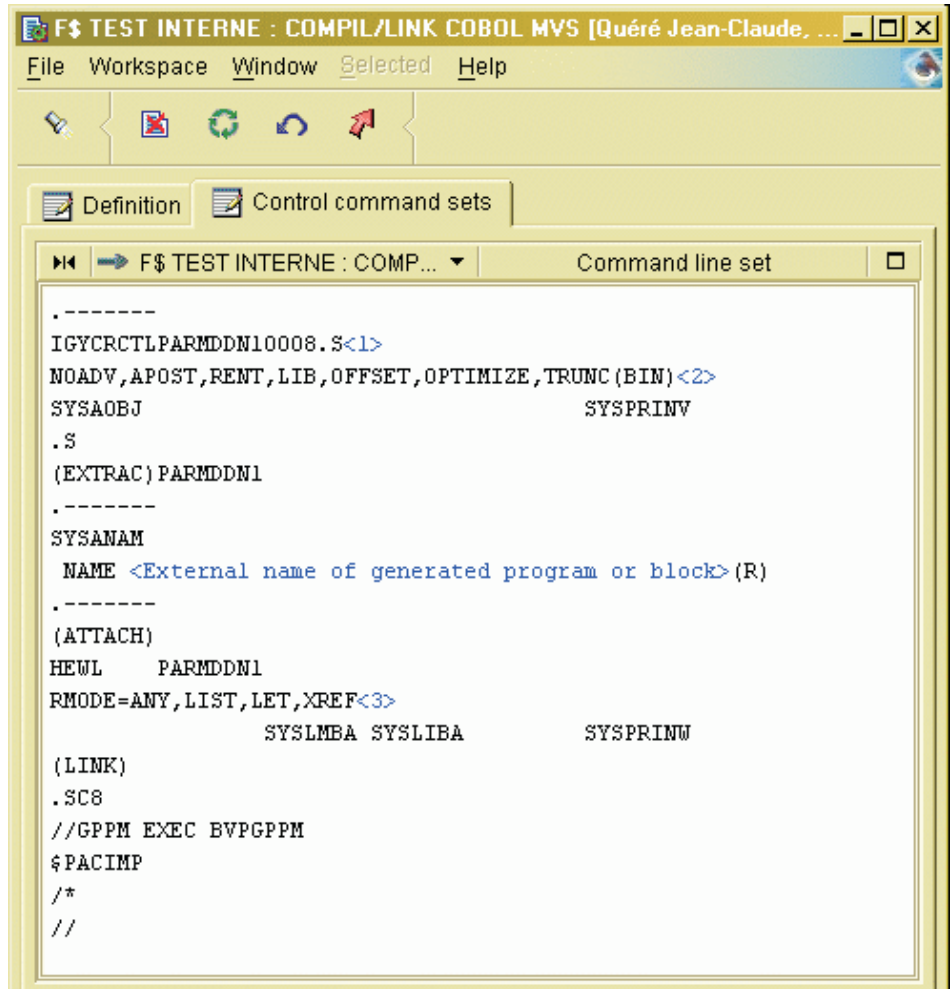
It can contain parameters which are valorized with the values specified in the SCM Environment parameters at generation time.

This lines set must be preceded by a separating line which contains the generated entity Identifier and whose structure is as follows:

```
$PACINF=<Pacbase constants>
```

This line allows SCM to locate the beginning of the set of lines specific to the generated entity, to search the corresponding parameters value to valorize these lines, and then to write the transaction corresponding to the entity generation action in the SCM QJ journal file.

The parameters interpretation begins with this separating line and the value of these parameters remains unchanged until the new separating line.



```
-----
IGYCRCTLPARMDDN10008.S<1>
NOADV,APOST,RENT,LIB,OFFSET,OPTIMIZE,TRUNC(BIN)<2>
SYSAOBJ          SYSPRINW
.S
(EXTRAC) PARMDDN1
-----
SYSANAM
NAME <External name of generated program or block>(R)
-----
(ATTACH)
HEWL  PARMDDN1
RMODE=ANY,LIST,LET,XREF<3>
          SYSLMBA SYSLIBA          SYSPRINW
(LINK)
.SC8
//GPPM EXEC BVPGPPM
$PACIMP
/*
//
```

Once generated, the entity can be compiled/link-edited, and/or imported in a configuration management tool. If the operation is correctly ended, SCM can write a transaction which corresponds to the last action on the entity in QJ.

Therefore, an Optional Command Line Set (OCLS) must have the following content:

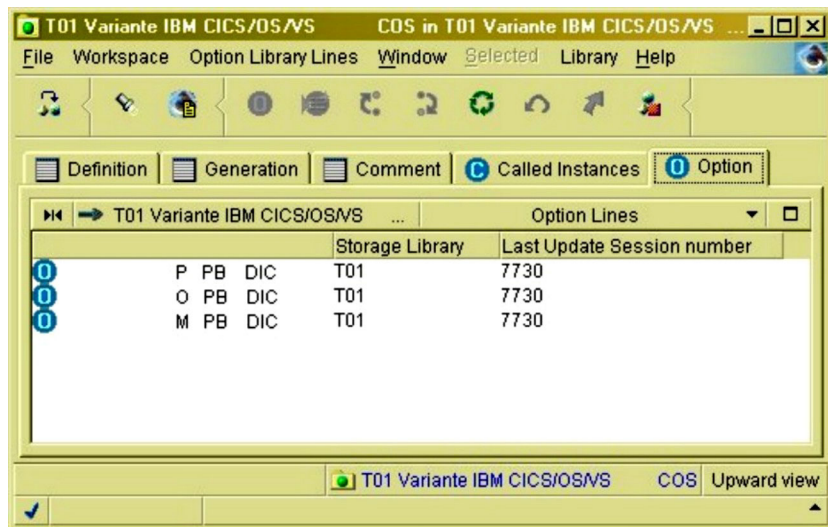
```
$PACIMP
```

Transaction lines are generated instead. They contain information related to the package-constants of the generated entity. These lines are to be used as input to the post-generation procedure (GPPM), which must be executed after the compilation/link-edit and/or the import.

## Choosing the Import SCM Environment

The import SCM Environment upon generation can be defined:

- by declaring, in the Library "Option" tab, the short code of the required or default SCM Environment, by entity type, possibly with the Application code:



- or by specifying the SCM Environment short code in the FLx command lines which are part of the generation command lines of the GPRT procedure, possibly with the corresponding Application code specified with the \$APPLI parameter,
- or by defining first the generated entity in the SCM Environment entities list.

At generation time, the target import SCM Environment is chosen according to the following priority order:

1. Presence of the required SCM Environment definition in the Library "Option" tab, for the generated entity type, possibly with the corresponding Application code.
2. Presence of the SCM Environment short code in the FLx command lines of the generated entity, possibly with the Application code specified in the \$APPLI parameter.
3. Declaration of the generated entity in the SCM Environment entities list.

4. Presence of the default SCM Environment definition in the Library "Option" tab for the generated entity type, possibly with the corresponding Application code.

### **Setting the Import Command Lines (OCLS)**

In the Optional Command Lines Set used to generate the entity, you can specify parameters which will be substituted by the values of the parameters defined in the SCM Environment at generation time.

These parameters are identified by a two-characters sequence for the parameter identification prefix, followed by the corresponding parameter number (1,2,...9,A,...F).

### **Post-generation**

#### **GPPM - Introduction**

Once the steps following the generation (compilation/linkedit and/or import in the configuration management tool) are executed, the purpose of the GPPM procedure is to write a transaction in the SCM QJ journal corresponding to the last action performed on the generated entity. This information completes the generated entity data in the SCM Environment instances list. This transaction is constituted from the transaction lines created by the generation procedure in place of the Optional Command Line after the generation of the generated entity which content is \$PACIMP.

#### Execution conditions

The procedure must be executed after the generation and it is conditioned by a correct execution of the steps following the generation/import.

#### **GPPM - Input / Processing / Results**

The input transactions of the procedure are transactions created by the GPRT generation procedure, in place of the optional command line (OCLS) of the generated entity whose content is \$PACIMP.

#### Printed reports

None.

#### Results

Once the procedure has been executed, a transaction which indicates the last action performed on the generated entity is written in the QJ journal file.



This transaction must be used as input to the UBPM procedure in order to be integrated into the Development Database.

Note: this transaction will also be taken into account when the generation procedure is executed again, with the option for the automatic application of the transactions written in QJ.

### **GPPM - Description of Steps**

Input recognition: PTU001

Check of VSAM files: IDCAMS

Post-generation processing: PCM120

Code	Physical name	Type	Label
PAC7AE	&INDSV..BVPAE	Input	Error messages
PAC7AN	&INDUV..&BASE.AN	Input	Development Database index
PAC7AR	&INDUV..&BASE.AR	Input	Development Database data
PAC7AY	&INDUV..&BASE.AY	Input	Administration Database bulk data
PAC7IN	&&GPPMMB	Input	Generated transactions of the GPRT procedure
PAC7QJ	&INDSV..BVPQJ	Input/Output	SCM journal file

### **GPPM - Execution JCL**

```

/** -----
/**      VISUALAGE PACBASE
/**
/** -----
/**              - POST-GENERATION -
/**
/** -----
/**
//BVPGPPM  PROC BASE=$BASE,                CODE OF DEVPT DATABASE
//          INDSV='$INDSV',                INDEX OF SYSTEM VSAM FILES
//          INDSN='$INDSN',                INDEX OF SYSTEM ON VSAM FILES
//          INDUV='$INDUV',                INDEX OF USER VSAM FILES
/**:      VSAMCAT='$SVCAT',                SYSTEM VSAM CATALOG
/**:      SYSCAT='$SCAT',                SYSTEM VSAM CATALOG
//          STEPLIB='$HLQ..SBVPMBR8',     LIBRARY OF LOAD-MODULES
//          LSR='BLSR',                    LSR BATCH SYSTEM NAME
//          OUT=$OUT,                      OUTPUT CLASS
//          UWK=$UWK                       WORK UNIT
/*******
//INPUT   EXEC PGM=BVPTU001
/**-----
//STEPLIB DD DSN=&STEPLIB,DISP=SHR

```

```

//          DD DSN=$BCOB,DISP=SHR
//CARTE    DD DDNAME=SYSIN
//PAC7MB   DD DSN=&&GPPMMB,DISP=(,PASS),
//          UNIT=&UWK,SPACE=(TRK,(5,1),RLSE),
//          DCB=(RECFM=FB,LRECL=80,BLKSIZE=6160)
//VERIFY EXEC PGM=IDCAMS
//*-----
//*:STEPCAT DD DSN=&VSAMCAT,DISP=SHR
//*:       DD DSN=&SYSTCAT,DISP=SHR
//SYSPRINT DD SYSOUT=&OUT
//PAC7AN   DD DSN=&INDUV..&BASE.AN,DISP=SHR
//PAC7AR   DD DSN=&INDUV..&BASE.AR,DISP=SHR
//PAC7AY   DD DSN=&INDUV..&BASE.AY,DISP=SHR
//PAC7QJ   DD DSN=&INDSV..BVPQJ,DISP=SHR
//SYSIN    DD DSN=&INDSN..BVPSY(VERIFAN),DISP=SHR
//          DD DSN=&INDSN..BVPSY(VERIFAR),DISP=SHR
//          DD DSN=&INDSN..BVPSY(VERIFAY),DISP=SHR
//          DD DSN=&INDSN..BVPSY(VERIFQJ),DISP=SHR
//PCM120 EXEC PGM=BVPCM120
//*-----
//*:STEPCAT DD DSN=&VSAMCAT,DISP=SHR
//*:       DD DSN=&SYSTCAT,DISP=SHR
//STEPLIB DD DSN=&STEPLIB,DISP=SHR
//          DD DSN=$BCOB,DISP=SHR
//SYSOUT   DD SYSOUT=&OUT
//PAC7AE   DD DSN=&INDSV..BVPAE,DISP=SHR
//ANLSR    DD DSN=&INDUV..&BASE.AN,DISP=SHR
//PAC7AN   DD SUBSYS=(&LSR,'DDNAME=ANLSR','BUFND=40','BUFNI=30')
//ARLSR    DD DSN=&INDUV..&BASE.AR,DISP=SHR
//PAC7AR   DD SUBSYS=(&LSR,'DDNAME=ARLSR','BUFND=40')
//AYLSR    DD DSN=&INDUV..&BASE.AY,DISP=SHR
//PAC7AY   DD SUBSYS=(&LSR,'DDNAME=AYLSR','BUFND=40')
//QJLSR    DD DSN=&INDSV..BVPQJ,DISP=SHR
//PAC7QJ   DD SUBSYS=(&LSR,'DDNAME=QJLSR','BUFND=10')
//PAC7IN   DD DSN=&&GPPMMB,DISP=(OLD,DELETE)

```

## Database Automatic Freeze

### HIPM - Introduction

The purpose of the HIPM procedure is to generate transactions related to the production turnover of entities and if necessary, the transactions related to the freezing of the Development Database.

### Execution conditions

The Development Database must be closed to on-line use in order to be updated, except for hardware environments that support concurrent on-line and batch access.

### Abnormal execution

The procedure can be restarted once the problem has been solved.

### HIPM - Input / Processing / Results

A '\*' line with user code and password.

User input specific to the optional procedure which is used for Database freeze request.

The structure of the line is as follows:

Position	Length	Value	Meaning
2	2		Line code
		'X1'	if the entities have been put into production
		'X4'	If no entity has been put into production
4	4	'HIST'	Freeze request
8	50		Freeze comments
58	4	ssss	Forcing of the number of the session to be frozen: this number must be included between the current session number +1 and the current session +100

If this line is not entered, it is automatically generated when entities to be put into production are detected in the current session.

This line may be entered in order to:

- Give a specific freeze comment,
- Force the session number to be frozen.

If some entities are to be put into production, the 'X1' line is used to generate the Database freeze in the current session or in the session specified on the line, and then to generate the production turnover of these entities.

The 'X4' line is used to generate the Database freeze in the specified session whether or not some entities are to be put into production.

Moreover, if the 'X1' line is missing, the Database is automatically frozen in the current session if entities to be put into production (production in wait) have been detected. Several 'X4' lines can be created as input.

### Printed reports

This procedure prints:

- a report,
- a list of the entities put into production, and the Database freeze (where applicable),
- a statistical report with the number of the entities to be put into production (production in wait) per library.

### Results

Once the procedure has been executed, the Database is ready to be used in batch or on-line mode.

### **HIPM - Description of Steps**

Input recognition: PTU001

Check of VSAM files: IDCAMS

Deletion of production turnover transactions: IDCAMS

This step deletes the production turnover transaction file, if it already existed.

This file will be allocated in the next step.

Allocating production turnover transactions: IEFBR14

The purpose of this step is to allocate the file that will contain the production turnover transactions.

ALLOCMY : DSN=&INDUN..&BASE.MY

Generation of production turnover transactions: PCM300

This step is used to explore the Development Database and to generate production turnover and Database freeze transactions.

Code	Physical name	Type	Label
PAC7AE	&INDSV..BVP AE	Input	Error messages
PACGGN	&INDSV..BVP GN	Input	Administration Database index
PACGGR	&INDSV..BVP GR	Input	Administration Database data
PACGGU	&INDSV..BVP GU	Input	Administration Database users
PAC7AN	&INDUV..&BASE.AN	Input	Development Database index
PAC7AR	&INDUV..&BASE.AR	Input	Development Database data
PAC7AY	&INDUV..&BASE.AY	Input	Development Database bulk data

Code	Physical name	Type	Label
PAC7MB	&&HIPMMB	Input	Users data .
PAC7TR	&&HIPMTR	Output	Work file
PAC7SR	&&HIPMSR	Output	Work file
PAC7UR	&&HIPMUR	Output	Work file
PAC7IG		Report	Production turnover output report
PAC7GY	&INDUN..&BASE.MY	Output	Production turnover transactions
PAC7DD		Report	Batch procedures authorization option

Formatting of transactions: PAF900

Code	Physical name	Type	Label
PAC7AR	&INDUV..&BASE.AR	Input	Development Database data
PAC7AN	&INDUV..&BASE.AN	Input	Development Database index
PAC7AE	&INDSV..BVP AE	Input	Error messages
PACGGR	&INDSV..BVPGR	Input	Administration Database data
PACGGN	&INDSV..BVPGN	Input	Administration Database index
PACGGU	&INDSV..BVPGU	Input	Administration Database users
PAC7GY	&INDUN..&BASE.MY	Input	Update transactions
PAC7MV	&&PAC7MV	Output	Formatting transactions (must be able to contain all the input transactions plus the elementary deletion transactions generated by the multiple deletion transactions) (length=170)
PAC7ME	&&PAC7ME	Output	Work file (length=372)
PAC7MW		Output	Work file (length=170)
PAC7MX		Output	Work file (length=743)
PAC7MY		Output	Work file (length=743)

Update of the Development Database: PACA15

Code	Physical name	Type	Label
PAC7AR	&INDUV..&BASE.AR	Output	Development Database Data file
PAC7AN	&INDUV..&BASE.AN	Output	Development Database index
PAC7AY	&INDUV..&BASE.AY	Output	Development Database extension

Code	Physical name	Type	Label
PAC7AJ	&INDUV..&BASE.AJ	Output	Development Database journal
PAC7AE	&INDSV..BVP AE	Input	Error messages
PACGGN	&INDSV..BVP GN	Input	Administration Database Index file
PACGGR	&INDSV..BVP GR	Input	Administration Database Data file
PACGGY	&INDSV..BVP GY	Input	Administration Database Extension
PACGGU	&INDSV..BVP GU	Input	Administration Database users
PAC7DC	DUMMY	Input	DSMS file of Development Database Elements
PAC7ME	&&PAC7ME	Input	Work file
PAC7MV	&&PAC7MV	Input	Update transactions
PAC7RB	DUMMY	Output	UPDT erroneous transactions (length=80)
PAC7RY	DUMMY	Output	UPDP erroneous transactions (length=310)
PAC7IE		Report	Update report (length=132)
PAC7IF		Report	List of erroneous transactions (length=132)

The list of user transactions is preceded by a banner with the user code.

Return codes:

- 0: OK, no error
- 2: Warning
- 4: Error

### HIPM - Execution JCL

```

/** -----
/**      VISUALAGE PACBASE
/**
/** -----
/** AUTOMATIC SESSION FREEZE
/** -----
/**
/** INPUT      : USER IDENTIFICATION
/** COL 2      : "*"
/** COL 3      : USER CODE
/** COL 11     : PASSWORD
/** -----
//BVPHIPM  PROC BASE=$BASE,                               CODE OF DEVPT DATABASE

```

```

//      INDSV='$INDSV',           INDEX OF SYSTEM VSAM FILES
//      INDSN='$INDSN',         INDEX OF SYSTEM NON VSAM FILES
//      INDUV='$INDUV',         INDEX OF USER VSAM FILES
//      INDUN='$INDUN',         INDEX OF USER NON VSAM FILES
//*:    VSAMCAT=$VCAT',         USER VSAM CATALOG
//*:    SYSTCAT='$SCAT',        SYSTEM VSAM CATALOG
//      STEPLIB='$HLQ..SBVPMBR8', LIBRARY OF LOAD-MODULES
//      OUT=$OUT,               UTILITIES AND ERRORS OUTPUT CLASS
//      OUTL=$OUT,              OUTPUT CLASS OF REPORTS
//      UWK=$UWK,               WORK UNIT
//      LSR='BLSR',             LSR BATCH SYSTEM NAME
//      SPATR='(TRK,(1,1),RLSE)', REQUEST SPACE TR FILE
//      SPASR='(TRK,(1,1),RLSE)', REQUEST SPACE SR FILE
//      SPAUR='(TRK,(1,1),RLSE)', REQUEST SPACE UR FILE
//      SPAMY='(TRK,(1,1),RLSE)', REQUEST SPACE MY FILE
//      SPAMB='(TRK,(100,10),RLSE)' TRANSACTION SPACE
//*****
//INPUT EXEC PGM=BVPTU001
//*-----
//STEPLIB DD DSN=&STEPLIB,DISP=SHR
//        DD DSN=$BCOB,DISP=SHR
//CARTE   DD DDNAME=SYSIN
//PAC7MB  DD DSN=&&HIPMMB,DISP=(,PASS),
//        UNIT=&UWK,SPACE=(TRK,(5,1),RLSE),
//        DCB=(RECFM=FB,LRECL=80,BLKSIZE=6160)
//VERIFY EXEC PGM=IDCAMS
//*-----
//*:STEPCAT DD DSN=&VSAMCAT,DISP=SHR
//*:        DD DSN=&SYSTCAT,DISP=SHR
//SYSPRINT DD SYSOUT=&OUT
//PAC7AN  DD DSN=&INDUV..&BASE.AN,DISP=SHR
//PAC7AR  DD DSN=&INDUV..&BASE.AR,DISP=SHR
//PAC7AY  DD DSN=&INDUV..&BASE.AY,DISP=SHR
//PACGGN  DD DSN=&INDSV..BVPGN,DISP=SHR
//PACGGR  DD DSN=&INDSV..BVPGR,DISP=SHR
//PACGGU  DD DSN=&INDSV..BVPGU,DISP=SHR
//SYSIN   DD DSN=&INDSN..BVPSY(VERIFAN),DISP=SHR
//        DD DSN=&INDSN..BVPSY(VERIFAR),DISP=SHR
//        DD DSN=&INDSN..BVPSY(VERIFAY),DISP=SHR
//        DD DSN=&INDSN..BVPSY(VERIFGN),DISP=SHR
//        DD DSN=&INDSN..BVPSY(VERIFGR),DISP=SHR
//        DD DSN=&INDSN..BVPSY(VERIFGU),DISP=SHR
//DELMY   EXEC PGM=IDCAMS
//*-----
//*:STEPCAT DD DSN=&VSAMCAT,DISP=SHR
//*:        DD DSN=&SYSTCAT,DISP=SHR
//SYSPRINT DD SYSOUT=&OUT
//SYSIN   DD DSN=&INDUN..&BASE.SY(DL&BASE.MY),DISP=SHR
//ALLOCMY EXEC PGM=IEFBR14
//*-----
//SYSPRINT DD SYSOUT=&OUT
//ALLOCMY DD DSN=&INDUN..&BASE.MY,
//        DISP=(,CATLG),
//        UNIT=$UNITUN,
//        VOL=SER=$VOLUN,

```

```

//          DCB=(RECFM=FB,LRECL=310,BLKSIZE=6200),
//          SPACE=&SPAMY
//PCM300 EXEC PGM=BVPCM300
//*-----
//STEPLIB DD DSN=&STEPLIB,DISP=SHR
//          DD DSN=$BCOB,DISP=SHR
//*:STEP CAT DD DSN=&VSAMCAT,DISP=SHR
//*:          DD DSN=&SYSTCAT,DISP=SHR
//SYSOUT DD SYSOUT=&OUT
//PAC7AE DD DSN=&INDSV..BVP AE,DISP=SHR
//ANLSR DD DSN=&INDUV..&BASE.AN,DISP=SHR
//PAC7AN DD SUBSYS=(&LSR,'DDNAME=ANLSR','BUFND=40','BUFNI=30')
//ARLSR DD DSN=&INDUV..&BASE.AR,DISP=SHR
//PAC7AR DD SUBSYS=(&LSR,'DDNAME=ARLSR','BUFND=40')
//AYLSR DD DSN=&INDUV..&BASE.AY,DISP=SHR
//PAC7AY DD SUBSYS=(&LSR,'DDNAME=AYLSR','BUFND=40')
//GNLSR DD DSN=&INDSV..BVP GN,DISP=SHR
//PACGGN DD SUBSYS=(&LSR,'DDNAME=GNLSR','BUFND=10','BUFNI=10')
//GRLSR DD DSN=&INDSV..BVP GR,DISP=SHR
//PACGGR DD SUBSYS=(&LSR,'DDNAME=GRLSR','BUFND=10')
//GULSR DD DSN=&INDSV..BVP GU,DISP=SHR
//PACGGU DD SUBSYS=(&LSR,'DDNAME=GULSR','BUFND=10','BUFNI=10')
//PAC7IG DD SYSOUT=&OUT,DCB=BLKSIZE=133
//PAC7MB DD DSN=&&HIPMMB,DISP=(OLD,DELETE)
//PAC7DD DD SYSOUT=&OUT
//PAC7TR DD DSN=&&HIPMTR,DISP=(,PASS),
//          UNIT=&UWK,SPACE=&SPATR,
//          DCB=(RECFM=FB,LRECL=1400,BLKSIZE=28000)
//PAC7SR DD DSN=&&HIPMSR,DISP=(,PASS),
//          UNIT=&UWK,SPACE=&SPASR,
//          DCB=(RECFM=FB,LRECL=1400,BLKSIZE=28000)
//PAC7UR DD DSN=&&HIPMUR,DISP=(,PASS),
//          UNIT=&UWK,SPACE=&SPAUR,
//          DCB=(RECFM=FB,LRECL=1400,BLKSIZE=28000)
//PAC7GY DD DSN=&INDUN..&BASE.MY,DISP=SHR
//PAF900 EXEC PGM=BVPAF900,COND=(0,NE,PCM300)
//*-----
//*:STEP CAT DD DSN=&SYSTCAT,DISP=SHR
//*:          DD DSN=&VSAMCAT,DISP=SHR
//STEPLIB DD DSN=&STEPLIB,DISP=SHR
//          DD DSN=$BCOB,DISP=SHR
//SYSOUT DD SYSOUT=&OUT
//SYSOUX DD SYSOUT=&OUT
//SYSPRINT DD SYSOUT=&OUT
//SYSUDUMP DD SYSOUT=&OUT
//PAC7AE DD DSN=&INDSV..BVP AE,DISP=SHR
//ANLSR DD DSN=&INDUV..&BASE.AN,DISP=SHR
//PAC7AN DD SUBSYS=(&LSR,'DDNAME=ANLSR','BUFND=40','BUFNI=30')
//ARLSR DD DSN=&INDUV..&BASE.AR,DISP=SHR
//PAC7AR DD SUBSYS=(&LSR,'DDNAME=ARLSR','BUFND=40')
//GNLSR DD DSN=&INDSV..BVP GN,DISP=SHR
//PACGGN DD SUBSYS=(&LSR,'DDNAME=GNLSR','BUFND=10','BUFNI=10')
//GRLSR DD DSN=&INDSV..BVP GR,DISP=SHR
//PACGGR DD SUBSYS=(&LSR,'DDNAME=GRLSR','BUFND=10')
//GULSR DD DSN=&INDSV..BVP GU,DISP=SHR

```



```

//PACGGU DD SUBSYS=(&LSR,'DDNAME=GULSR','BUFND=10','BUFNI=10')
//PAC7GY DD DSN=&INDUN..&BASE.MY,DISP=SHR
//PAC7ME DD DSN=&&PAC7ME,DISP=(,PASS),UNIT=&UWK,
//      SPACE=&SPAMB,
//      DCB=(RECFM=FB,LRECL=372,BLKSIZE=27156)
//PAC7MV DD DSN=&&PAC7MV,DISP=(,PASS),UNIT=&UWK,
//      SPACE=&SPAMB,
//      DCB=(RECFM=FB,LRECL=170,BLKSIZE=6120)
//PAC7MW DD DISP=(,DELETE),UNIT=&UWK,
//      SPACE=&SPAMB,
//      DCB=(RECFM=FB,LRECL=170,BLKSIZE=6120)
//PAC7MX DD DISP=(,DELETE),UNIT=&UWK,
//      SPACE=&SPAMB,
//      DCB=(RECFM=FB,LRECL=748,BLKSIZE=26928)
//PAC7MY DD DISP=(,DELETE),UNIT=&UWK,
//      SPACE=&SPAMB,
//      DCB=(RECFM=FB,LRECL=748,BLKSIZE=26928)
//PACA15 EXEC PGM=BVPACA15,COND=((0,NE,PCM300),(0,NE,PAF900))
//*-----
//STEPLIB DD DSN=&STEPLIB,DISP=SHR
//      DD DSN=$BCOB,DISP=SHR
//*:STEPDAT DD DSN=&SYSTCAT,DISP=SHR
//*:      DD DSN=&VSAMCAT,DISP=SHR
//SYSOUT DD SYSOUT=&OUT
//PAC7AE DD DSN=&INDSV..BVPAE,DISP=SHR
//PAC7AJ DD DSN=&INDUV..&BASE.AJ,DISP=SHR
//ANLSR DD DSN=&INDUV..&BASE.AN,DISP=SHR
//PAC7AN DD SUBSYS=(&LSR,'DDNAME=ANLSR','BUFND=40','BUFNI=30')
//ARLSR DD DSN=&INDUV..&BASE.AR,DISP=SHR
//PAC7AR DD SUBSYS=(&LSR,'DDNAME=ARLSR','BUFND=40')
//AYLSR DD DSN=&INDUV..&BASE.AY,DISP=SHR
//PAC7AY DD SUBSYS=(&LSR,'DDNAME=AYLSR','BUFND=40')
//GNLSR DD DSN=&INDSV..BVPGN,DISP=SHR
//PACGGN DD SUBSYS=(&LSR,'DDNAME=GNLSR','BUFND=10','BUFNI=10')
//GRLSR DD DSN=&INDSV..BVPGR,DISP=SHR
//PACGGR DD SUBSYS=(&LSR,'DDNAME=GRLSR','BUFND=10')
//GYLSR DD DSN=&INDSV..BVPGY,DISP=SHR
//PACGGY DD SUBSYS=(&LSR,'DDNAME=GYLSR','BUFND=10')
//GULSR DD DSN=&INDSV..BVPGU,DISP=SHR
//PACGGU DD SUBSYS=(&LSR,'DDNAME=GULSR','BUFND=10','BUFNI=10')
//PAC7DC DD DUMMY
//PAC7IE DD SYSOUT=&OUTL
//PAC7IF DD SYSOUT=&OUTL
//PAC7ME DD DSN=&&PAC7ME,DISP=(OLD,DELETE)
//PAC7MV DD DSN=&&PAC7MV,DISP=(OLD,DELETE)
//PAC7RB DD DUMMY
//PAC7RY DD DUMMY
//SYSUDUMP DD SYSOUT=&OUT

```

## Generation Simulation

### SIPM - Introduction

The SIPM procedure is used to simulate the production turnover of entities, which is usually performed by GPRT.

There are two possibilities:

- Production turnover of entities:  
The information related to the entities and the environment is entered by the user.
- Transfer from one environment to another one:  
The information related to the entity is provided by the source environment.

### Execution conditions

None.

The files can remain open.

### Abnormal execution

Whatever the reason for an abnormal ending, the procedure can be restarted as it is, once the problem has been solved.

### SIPM - Input / Processing / Results

A '\*' line with the user code and password, and information specific to the procedure.

Position	Length	Value	Meaning
2	1	'*'	Line code
3	8	uuuuuuuu	User code
11	8	pppppppp	Password
19	3	bbb	Library code
22	4	ssss	session number (blank if current session)
26	1		Session status (' ' or 'T')
59	8	ccyymmdd	Generation date , if the session is not the current session (input field for a frozen session of blank or T type, no input field for a current session)

An SCM environment identification line: 'EG' (required):

Position	Length	Value	Meaning
2	2	'EG'	Line code
4	3	ttt	Type of processed entities
7	30		Target environment
37	10		Target application

An SCM source environment line: 'ES' (if transfer):

Position	Length	Value	Meaning
2	2	'ES'	Line code
7	30		Source environment
37	10		Source application

An entity identification line for each entity generation to be simulated : 'EU'

Position	Length	Value	Meaning
2	2	'EU'	Line code
4	6	cccccc	Entity code
10	8	eeeeeeee	External name of the entity in target environment (if different from the Database code)
18	8	nnnnnnnn	External name of the entity in source environment (if transfer with RENAME)

### Output report

This procedure prints a report.

### Results

Once the procedure has been executed, production turnover simulation transactions are created in the QJ journal file.

These transactions must be input in the Development Database by executing the UBPM procedure.

## SIPM - Description of Steps

Input recognition: PTU001

Check of VSAM files: IDCAMS

Generation of simulation transactions: PCM320

Code	Physical name	Type	Label
PAC7AE	&INDSV..BVP AE	Input	Error messages
PACGGN	&INDSV..BVP GN	Input	Administration Database index
PACGGR	&INDSV..BVP GR	Input	Administration Database data
PACGGU	&INDSV..BVP GU	Input	Administration Database users
PAC7AN	&INDUV..&BASE.AN	Input	Development Database index
PAC7AR	&INDUV..&BASE.AR	Input	Development Database data
PAC7AY	&INDUV..&BASE.AY	Input	Administration Database bulk data
PAC7MB	&&SIPMMB	Input	User transactions
PAC7MT	&&SIPMMT	Output	File to be used by a transfer utility
PAC7IE		Report	Simulation output report
PAC7QJ	&INDSV..BVP QJ	Input/Output	Journal of SCM Tools Interface
PAC7DD		Report	Batch procedures authorization option

## SIPM - Execution JCL

```
//* -----  
//*      VISUALAGE PACBASE  
//*  
//* -----  
//* SIMULATION  
//* -----  
//*  
//* INPUT      : USER IDENTIFICATION  
//* COL 2      : "*"   
//* COL 3      : USER CODE  
//* COL 11     : PASSWORD  
//* COL 19     : LIBRARY  
//* COL 22     : SESSION  
//* COL 25     : SESSION STATE  
//*  
//BVPSIPM PROC BASE=$BASE,          CODE OF DEVPT DATABASE  
//          INDSV='$INDSV',          INDEX OF SYSTEM VSAM FILES  
//          INDSN='$INDSN',          INDEX OF SYSTEM ON VSAM FILES  
//          INDUV='$INDUV',          INDEX OF USER VSAM FILES  
//*:        VSAMCAT='$SVCAT',        SYSTEM VSAM CATALOG
```

```

//*:      SYSTCAT='$SCAT',                SYSTEM VSAM CATALOG
//        STEPLIB='$HLQ..SBVPMBR8',      LIBRARY OF LOAD-MODULES
//        LSR='BLSR',                    LSR BATCH SYSTEM NAME
//        OUT=$OUT,                      OUTPUT CLASS
//        UWK=$UWK,                      WORK UNIT
//        SPAMT='(TRK,(1,1),RLSE)'       SPACE OF MT FILE
//*****
//INPUT EXEC PGM=BVPTU001
//*-----
//STEPLIB DD DSN=&STEPLIB,DISP=SHR
//        DD DSN=$BCOB,DISP=SHR
//CARTE   DD DDNAME=SYSIN
//PAC7MB  DD DSN=&&SIPMMB,DISP=(,PASS),
//        UNIT=&UWK,SPACE=(TRK,(5,1),RLSE),
//        DCB=(RECFM=FB,LRECL=80,BLKSIZE=6160)
//VERIFY EXEC PGM=IDCAMS
//*-----
//*:STEPCAT DD DSN=&VSAMCAT,DISP=SHR
//*:      DD DSN=&SYSTCAT,DISP=SHR
//SYSPRINT DD SYSOUT=&OUT
//PAC7AN  DD DSN=&INDUV..&BASE.AN,DISP=SHR
//PAC7AR  DD DSN=&INDUV..&BASE.AR,DISP=SHR
//PAC7AY  DD DSN=&INDUV..&BASE.AY,DISP=SHR
//SYSIN   DD DSN=&INDSN..BVPSY(VERIFAN),DISP=SHR
//        DD DSN=&INDSN..BVPSY(VERIFAR),DISP=SHR
//        DD DSN=&INDSN..BVPSY(VERIFAY),DISP=SHR
//PCM320 EXEC PGM=BVPCM320
//*-----
//*:STEPCAT DD DSN=&VSAMCAT,DISP=SHR
//*:      DD DSN=&SYSTCAT,DISP=SHR
//STEPLIB DD DSN=&STEPLIB,DISP=SHR
//        DD DSN=$BCOB,DISP=SHR
//SYSOUT  DD SYSOUT=&OUT
//PAC7AE  DD DSN=&INDSV..BVP AE,DISP=SHR
//ANLSR   DD DSN=&INDUV..&BASE.AN,DISP=SHR
//PAC7AN  DD SUBSYS=(&LSR,'DDNAME=ANLSR','BUFND=40','BUFNI=30')
//ARLSR   DD DSN=&INDUV..&BASE.AR,DISP=SHR
//PAC7AR  DD SUBSYS=(&LSR,'DDNAME=ARLSR','BUFND=40')
//AYLSR   DD DSN=&INDUV..&BASE.AY,DISP=SHR
//PAC7AY  DD SUBSYS=(&LSR,'DDNAME=AYLSR','BUFND=40')
//GNLSR   DD DSN=&INDSV..BVP GN,DISP=SHR
//PACGGN  DD SUBSYS=(&LSR,'DDNAME=GNLSR','BUFND=10','BUFNI=10')
//GRLSR   DD DSN=&INDSV..BVP GR,DISP=SHR
//PACGGR  DD SUBSYS=(&LSR,'DDNAME=GRLSR','BUFND=10')
//GULSR   DD DSN=&INDSV..BVP GU,DISP=SHR
//PACGGU  DD SUBSYS=(&LSR,'DDNAME=GULSR','BUFND=10','BUFNI=10')
//PAC7MB  DD DSN=&&SIPMMB,DISP=(OLD,DELETE,DELETE)
//PAC7DD  DD SYSOUT=&OUT
//PAC7IE  DD SYSOUT=&OUT
//PAC7MT  DD DSN=&&SIPMMT,DISP=(,PASS),
//        UNIT=&UWK,SPACE=&SPAMT,
//        DCB=(RECFM=FB,LRECL=80,BLKSIZE=8000)
//PAC7QJ  DD DSN=&INDSV..BVP QJ,DISP=SHR

```

## Extraction of the Development Database Data

### EXPM - Introduction

The EXPM procedure extracts, from the Development Database, the entities whose generation status is to be checked against the configuration management utility.

The extracted file will be compared to a file extracted from the utility.

The extraction can be limited to a Session, a Database, an Environment and an Application.

### Execution conditions

None.

### Abnormal execution

The procedure can be restarted as it is once the problem has been solved.

### EXPM - Input / Processing / Results

A '\*' line with user code, password and Library code.

Position	Length	Value	Meaning
2	1	'*'	Line code
3	8	uuuuuuuu	User code
11	8	pppppppp	Password
19	3	bbb	Library code
		'***'	if extraction from all Libraries
22	4	ssss	Session number (blank in current session)
		'****'	if extraction from all sessions
26	1		Session status ( ' ' or 'T')
		'*'	if extraction from all sessions

One or more 'S' line(s) to select the environments /application.

The line structure is as follows:

Position	Length	Value	Meaning
2	1	'S'	Line code
3	30		Selected environment
33	10		Selected application

### Printed report

This procedure prints a report.

### Results

Once the procedure has been executed, a sequential file extracted from the Development Database is produced, it must be used as input to the CPPM procedure.

### Important information

Before executing the procedure, you must allocate a sequential file resulting from the extraction.

This file is due to receive the extracted elements.

Characteristics:

Length: 900 characters

It will have to be entered in the execution procedure JCL by assigning its DSNNAME to the EXTRFILE parameter.

### **EXPM - Description of Steps**

Input recognition: PTU001

Check of VSAM files: IDCAMS

Extraction of the Development Database: PCM200

This step explores the Development Database and extracts the elements in accordance with the extraction request.

Code	Physical name	Type	Label
PAC7MV	&&EXPMMB	Input	User transactions
PAC7AE	&INDSV..BVPAE	Input	Error messages
PACGGN	&INDSV..BVPGN	Input	Administration Database index

Code	Physical name	Type	Label
PACGGR	&INDSV..BVPGR	Input	Administration Database data
PACGGU	&INDSV..BVPGU	Input	Administration Database users
PAC7AN	&INDUV..&BASE.AN	Input	Development Database index
PAC7AR	&INDUV..&BASE.AR	Input	Development Database data
PAC7AY	&INDUV..&BASE.AY	Input	Development Database bulk data
PAC7ET		Report	Extraction output report
PAC7MS	&&EXPMMS01	Output	Extracted elements file
PAC7BM	&&EXPMBM	Output	User assignment
PAC7DD		Report	Batch procedures authorization option
SORTWK01		Sort	
SORTWK02		Sort	
SORTWK03		Sort	

#### Deletion of duplicate extracted elements: PCM202

This step is used to suppress the elements that would be wrongly assigned to several extracted applications.

Code	Physical name	Type	Label
PAC7AE	&INDSV..BVPAE	Input	Error messages
PAC7AN	&INDUV..&BASE.AN	Input	Development Database index
PAC7AR	&INDUV..&BASE.AR	Input	Development Database data
PAC7ME	&&EXPMMS01	Input	Input extracted elements file
PAC7BM	&&EXPMBM	Input	User assignment
PAC7MS	&&EXPMMS02	Output	Output extracted elements file
PAC7EQ		Report	List of elements extracted twice
SORTWK01		Sort	
SORTWK02		Sort	
SORTWK03		Sort	

#### Extracted elements sort file: PCM205

This step sorts the extracted elements file in accordance with the criterion required for the comparison with the file provided by the configuration management utility.



Code	Physical name	Type	Label
PAC7ME	&&EXPMMS02	Input	Input extracted elements file
PAC7MS	&EXTRFILE	Output	Output extracted elements file
SORTWK01		Sort	
SORTWK02		Sort	
SORTWK03		Sort	

## EXPM - Execution JCL

```

/* -----
/*          VISUALAGE PACBASE
/*
/* -----
/* EXTRACTION
/* -----
/*
/* INPUT      : USER IDENTIFICATION
/* COL 2     : "*"
/* COL 3     : USER CODE
/* COL 11    : PASSWORD
/* COL 19    : LIBRARY
/* COL 22    : SESSION
/* COL 26    : SESSION STATE
/* -----
//BVPEXPM  PROC BASE=$BASE,                CODE OF DEVPT DATABASE
//          INDSV='$INDSV',                INDEX OF VSAM SYSTEM FILES
//          INDSN='$INDSN',                INDEX OF NON VSAM SYSTEM FILES
//          INDUV='$INDUV',                INDEX OF VSAM USER FILES
/**:       VSAMCAT='$VCAT',                USER VSAM CATALOG
/**:       SYSTCAT='$SCAT',                SYSTEM VSAM CATALOG
//          STEPLIB='$HLQ..SBVPMBR8',     LIBRARY OF LOAD-MODULES
//          SORTLIB='$BIBT',                SORT LIBRARY
//          OUT=$OUT,                       OUTPUT CLASS
//          UWK=$UWK,                       WORK UNIT
//          LSR='BLSR',                       LSR BATCH SYSTEM NAME
//          EXTRFILE=' ',                   VA PAC EXTRACTED FILE
/**                                     (LENGTH = 900)
//          CYL=(1,1)',                       TEMPORARY SPACE
//          SPAMS='(TRK,(1,1),RLSE) '       SPACE OF MS FILE
//*****
//INPUT  EXEC PGM=BVPTU001
/*-----
//STEPLIB DD DSN=&STEPLIB,DISP=SHR
//          DD DSN=$BCOB,DISP=SHR
//CARTE   DD DDNAME=SYSIN
//PAC7MB  DD DSN=&EXPMMS,DISP=(,PASS),
//          UNIT=&UWK,SPACE=(TRK,(5,1),RLSE),
//          DCB=(RECFM=FB,LRECL=80,BLKSIZE=6160)
//VERIFY EXEC PGM=IDCAMS
/*-----
/**:STEPCAT DD DSN=&VSAMCAT,DISP=SHR

```

```

//*:      DD DSN=&SYSTCAT,DISP=SHR
//SYSPRINT DD SYSOUT=&OUT
//PAC7AN  DD DSN=&INDUV..&BASE.AN,DISP=SHR
//PAC7AR  DD DSN=&INDUV..&BASE.AR,DISP=SHR
//PAC7AY  DD DSN=&INDUV..&BASE.AY,DISP=SHR
//SYSIN   DD DSN=&INDSN..BVPSY (VERIFAN),DISP=SHR
//        DD DSN=&INDSN..BVPSY (VERIFAR),DISP=SHR
//        DD DSN=&INDSN..BVPSY (VERIFAY),DISP=SHR
//PCM200  EXEC PGM=BVPCM200
//*-----
//*:STEPCAT DD DSN=&VSAMCAT,DISP=SHR
//*:      DD DSN=&SYSTCAT,DISP=SHR
//STEPLIB DD DSN=&STEPLIB,DISP=SHR
//        DD DSN=$BCOB,DISP=SHR
//SYSOUT  DD SYSOUT=&OUT
//SORTLIB DD DSN=&SORTLIB,DISP=SHR
//SORTWK01 DD UNIT=&UWK,SPACE=(CYL,&CYL,,CONTIG)
//SORTWK02 DD UNIT=&UWK,SPACE=(CYL,&CYL,,CONTIG)
//SORTWK03 DD UNIT=&UWK,SPACE=(CYL,&CYL,,CONTIG)
//PAC7AE  DD DSN=&INDSV..BVP AE,DISP=SHR
//ANLSR   DD DSN=&INDUV..&BASE.AN,DISP=SHR
//PAC7AN  DD SUBSYS=(&LSR,'DDNAME=ANLSR','BUFND=40','BUFNI=30')
//ARLSR   DD DSN=&INDUV..&BASE.AR,DISP=SHR
//PAC7AR  DD SUBSYS=(&LSR,'DDNAME=ARLSR','BUFND=40')
//AYLSR   DD DSN=&INDUV..&BASE.AY,DISP=SHR
//PAC7AY  DD SUBSYS=(&LSR,'DDNAME=AYLSR','BUFND=40')
//GNLSR   DD DSN=&INDSV..BVP GN,DISP=SHR
//PACGGN  DD SUBSYS=(&LSR,'DDNAME=GNLSR','BUFND=10','BUFNI=10')
//GRLSR   DD DSN=&INDSV..BVP GR,DISP=SHR
//PACGGR  DD SUBSYS=(&LSR,'DDNAME=GRLSR','BUFND=10')
//GULSR   DD DSN=&INDSV..BVP GU,DISP=SHR
//PACGGU  DD SUBSYS=(&LSR,'DDNAME=GULSR','BUFND=10','BUFNI=10')
//PAC7ET  DD SYSOUT=&OUT
//PAC7DD  DD SYSOUT=&OUT
//PAC7BM  DD DSN=&&EXPMBM,DISP=(NEW,PASS),
//        UNIT=&UWK,SPACE=(TRK,(5,1),RLSE),
//        DCB=(RECFM=FB,LRECL=80,BLKSIZE=800)
//PAC7MV  DD DSN=&&EXPMMB,DISP=(OLD,PASS)
//PAC7MS  DD DSN=&&EXPMS01,DISP=(NEW,PASS),
//        UNIT=&UWK,SPACE=&SPAMS,
//        DCB=(RECFM=FB,LRECL=900,BLKSIZE=27000)
//PCM202  EXEC PGM=BVPCM202
//*-----
//*:STEPCAT DD DSN=&VSAMCAT,DISP=SHR
//*:      DD DSN=&SYSTCAT,DISP=SHR
//STEPLIB DD DSN=&STEPLIB,DISP=SHR
//        DD DSN=$BCOB,DISP=SHR
//SYSOUT  DD SYSOUT=&OUT
//SORTLIB DD DSN=&SORTLIB,DISP=SHR
//SORTWK01 DD UNIT=&UWK,SPACE=(CYL,&CYL,,CONTIG)
//SORTWK02 DD UNIT=&UWK,SPACE=(CYL,&CYL,,CONTIG)
//SORTWK03 DD UNIT=&UWK,SPACE=(CYL,&CYL,,CONTIG)
//PAC7EQ  DD SYSOUT=&OUT
//PAC7AE  DD DSN=&INDSV..BVP AE,DISP=SHR
//ANLSR   DD DSN=&INDUV..&BASE.AN,DISP=SHR

```

```

//PAC7AN DD SUBSYS=(&LSR,'DDNAME=ANLSR','BUFND=40','BUFNI=30')
//ARLSR DD DSN=&INDUV..&BASE.AR,DISP=SHR
//PAC7AR DD SUBSYS=(&LSR,'DDNAME=ARLSR','BUFND=40')
//PAC7BM DD DSN=&&EXPMBM,DISP=(OLD,DELETE)
//PAC7ME DD DSN=&&EXPMS01,DISP=SHR
//PAC7MS DD DSN=&&EXPMS02,DISP=(NEW,PASS),
// UNIT=&UWK,SPACE=&SPAMS,
// DCB=(RECFM=FB,LRECL=900,BLKSIZE=27000)
//PCM205 EXEC PGM=BVPCM205
//*-----
//*:STEPDAT DD DSN=&VSAMCAT,DISP=SHR
//*: DD DSN=&SYSTCAT,DISP=SHR
//STEPLIB DD DSN=&STEPLIB,DISP=SHR
// DD DSN=$BCOB,DISP=SHR
//SYSOUT DD SYSOUT=&OUT
//SORTLIB DD DSN=&SORTLIB,DISP=SHR
//SORTWK01 DD UNIT=&UWK,SPACE=(CYL,&CYL,,CONTIG)
//SORTWK02 DD UNIT=&UWK,SPACE=(CYL,&CYL,,CONTIG)
//SORTWK03 DD UNIT=&UWK,SPACE=(CYL,&CYL,,CONTIG)
//PAC7ME DD DSN=&&EXPMS02,DISP=SHR
//PAC7MS DD DSN=&EXTRFILE,DISP=SHR

```

## Comparison with Extracted Files

### CPPM - Introduction

The CPPM procedure is used to compare a file extracted from the Development Database by the EXPM procedure, with a similar file extracted by the user from the configuration management utility.

The purpose is to generate transactions to update the Development Database. These transactions are saved in the SCM QJ journal file.

The transactions are to set the Development Database to the level of the configuration management utility, in relation to the production entities.

The user must start the UBPM procedure to integrate the corrections in the Repository.

Note: the transactions will also be taken into account when the generation is executed again, with the option for the automatic application of the transactions written in QJ.

### Execution conditions

The EXPM procedure must be executed first so as to obtain a file extracted from the Development Database.

Moreover, a file extracted from the configuration management utility must have been defined, with the same status as the file extracted from the Development Database.

### Abnormal execution

Whatever the reason for an abnormal ending, the procedure can be restarted as it is, once the problem has been solved.

### **CPPM - Input / Processing / Results**

A '\*' line with user code and password.

### Printed report

This procedure prints:

- A report,
- A list of the entities which will be modified in the Development Database after executing the UBPM procedure.

### Results

Once the procedure has been executed, the QJ file contains the Development Database update transactions to be used as input to the UBPM procedure.

### **CPPM - User File**

To align the Development Database with the Configuration management utility used on-site, it is necessary to create a file which contains the data extracted from the utility so as to compare it with the file extracted from the Development Database via the EXPM procedure.

The length of the file should be 900 with the following structure:

Position	Length	Value	Meaning
1	35		Parameter on rank 1
36	35		Parameter on rank 2
71	35		Parameter on rank 3
106	35		Parameter on rank 4
141	35		Parameter on rank 5
176	35		Parameter on rank 6
211	35		Parameter on rank 7
246	35		Parameter on rank 8

Position	Length	Value	Meaning
281	35		Parameter on rank 9
316	35		Parameter on rank 10
351	35		Parameter on rank 11
386	35		Parameter on rank 12
421	35		Parameter on rank 13
456	35		Parameter on rank 14
491	35		Parameter on rank 15
526	30		SCM Environment code
556	10		Application code
566	1		Entity type
567	6		Entity
573	8		External code of entity
585	3		Library code
588	4		Session number
592	1		Session status
593	2		Call code (when it is a user entity)
595	10		Generation data (CCYY/MM/DD)
605	8		Generation time (HH:MM:SS)
613	8		User code
621	35		Group field
			Description of information areas of the third-party product concerning the last action on the object. (5 optional area):
796	20		Action label
816	10		Action date
826	8		Action hour
834	8		User code
842	5		Object version
847	54		VA Pac internal fields

The information of 'parameter 1' up to 'parameter 15' corresponds to the context parameters defined via the Definition tab of the Environment. The sorting order is taken into account.

The 'Entity type ' and the next information correspond to the values defined in the generated program, in the PACBASE-CONSTANTS (or CONTANTES-PACBASE).

### **CPPM - Description of Steps**

Input recognition: PTU001

Check of VSAM files: IDCAMS

Comparison processing: PCM210

Code	Physical name	Type	Label
PAC7AE	&INDSV..BVP AE	Input	Error messages
PACGGN	&INDSV..BVP GN	Input	Administration Database index
PACGGR	&INDSV..BVP GR	Input	Administration Database data
PACGGU	&INDSV..BVP GU	Input	Administration Database users
PAC7AN	&INDUV..&BASE.AN	Input	Development Database index
PAC7AR	&INDUV..&BASE.AR	Input	Development Database data
PAC7MB	&&CPPMMB	Input	User transactions
PAC7MP	&EXTRFILE	Input	File extracted from the Development Database
PAC7MU	&TOOLFILE	Input	File extracted from configuration management utility
PAC7EQ		Report	Output report of check
PAC7BM	&&CPPMBM	Output	User assign
PAC7ME	&&CPPMME	Output	File used to print comparison errors
PAC7MS	&&CPPMMS	Output	File used to print update transactions
PAC7DD		Report	Batch procedures authorization option
SORTWK01		Sort	
SORTWK02		Sort	
SORTWK03		Sort	

Print of update transactions: PCM220

Code	Physical name	Type	Label
PAC7AE	&INDSV..BVP AE	Input	Error messages

Code	Physical name	Type	Label
PAC7AN	&INDUV.&BASE.AN	Input	Development Database index
PAC7AR	&INDUV.&BASE.AR	Input	Development Database data
PAC7EQ		Report	Comparison output report
PAC7BM	&&CPPMBM	Input	File used to print the results of comparison
PAC7MS	&&CPPMMS	Input	File used to print the results of comparison
PAC7QJ	&INDSV..BVPQJ	Input/Output	Journal of SCM Tools Interface
SORTWK01		Sort	
SORTWK02		Sort	
SORTWK03		Sort	

### CPPM - Execution JCL

```

/* -----
/*      VISUALAGE PACBASE
/*
/* -----
/* COMPARIZON
/* -----
/*
/* INPUT      : USER IDENTIFICATION
/* COL 2     : "*"
/* COL 3     : USER CODE
/* COL 11    : PASSWORD
/* -----
//BVPCPPM PROC BASE=$BASE,          CODE OF DEVPT DATABASE
//          INDSV='$INDSV',          INDEX OF SYSTEM VSAM FILES
//          INDSN='$INDSN',          INDEX OF SYSTEM NON VSAM FILES
//          INDUV='$INDUV',          INDEX OF USER VSAM FILES
/*:         VSAMCAT='$VCAT',          USER VSAM CATALOG
/*:         SYSTCAT='$SCAT',          SYSTEM VSAM CATALOG
//          STEPLIB='$HLQ..SBVPMBR8', LIBRARY OF LOAD-MODULES
//          SORTLIB='$BIBT',          SORT LIBRARY
//          EXTRFILE=' ',             VA PAC EXTRACTED FILE
//          TOOLFILE=' ',             TOOL EXTRACTED FILE
//          LSR='BLSR',               LSR BATCH SYSTEM NAME
//          OUT=$OUT,                  OUTPUT CLASS
//          UWK=$UWK,                  WORK UNIT DE TRAVAIL
//          CYL='(1,1)'                TEMPORARY SPACE
//*****
//INPUT EXEC PGM=BVPTU001
/*-----
//STEPLIB DD DSN=&STEPLIB,DISP=SHR
//          DD DSN=$BCOB,DISP=SHR
//CARTE DD DDNAME=SYSIN
//PAC7MB DD DSN=&&CPPMMB,DISP=(,PASS),

```

```

//          UNIT=&UWK,SPACE=(TRK,(5,1),RLSE),
//          DCB=(RECFM=FB,LRECL=80,BLKSIZE=6160)
//VERIFY EXEC PGM=IDCAMS
//*-----
//*:STEPCAT DD DSN=&VSAMCAT,DISP=SHR
//*:      DD DSN=&SYSTCAT,DISP=SHR
//SYSPRINT DD SYSOUT=&OUT
//PAC7AN  DD DSN=&INDUV..&BASE.AN,DISP=SHR
//PAC7AR  DD DSN=&INDUV..&BASE.AR,DISP=SHR
//PAC7AY  DD DSN=&INDUV..&BASE.AY,DISP=SHR
//SYSIN   DD DSN=&INDSN..BVPSY(VERIFAN),DISP=SHR
//        DD DSN=&INDSN..BVPSY(VERIFAR),DISP=SHR
//        DD DSN=&INDSN..BVPSY(VERIFAY),DISP=SHR
//PCM210 EXEC PGM=BVPCM210
//*-----
//*:STEPCAT DD DSN=&VSAMCAT,DISP=SHR
//*:      DD DSN=&SYSTCAT,DISP=SHR
//STEPLIB DD DSN=&STEPLIB,DISP=SHR
//        DD DSN=$BCOB,DISP=SHR
//SYSOUT  DD SYSOUT=&OUT
//SORTLIB DD DSN=&SORTLIB,DISP=SHR
//SORTWK01 DD UNIT=&UWK,SPACE=(CYL,&CYL,,CONTIG)
//SORTWK02 DD UNIT=&UWK,SPACE=(CYL,&CYL,,CONTIG)
//SORTWK03 DD UNIT=&UWK,SPACE=(CYL,&CYL,,CONTIG)
//PAC7AE  DD DSN=&INDSV..BVP AE,DISP=SHR
//ANLSR   DD DSN=&INDUV..&BASE.AN,DISP=SHR
//PAC7AN  DD SUBSYS=(&LSR,'DDNAME=ANLSR','BUFND=40','BUFNI=30')
//ARLSR   DD DSN=&INDUV..&BASE.AR,DISP=SHR
//PAC7AR  DD SUBSYS=(&LSR,'DDNAME=ARLSR','BUFND=40')
//GNLSR   DD DSN=&INDSV..BVP GN,DISP=SHR
//PACGGN  DD SUBSYS=(&LSR,'DDNAME=GNLSR','BUFND=10','BUFNI=10')
//GRLSR   DD DSN=&INDSV..BVP GR,DISP=SHR
//PACGGR  DD SUBSYS=(&LSR,'DDNAME=GRLSR','BUFND=10')
//GULSR   DD DSN=&INDSV..BVP GU,DISP=SHR
//PACGGU  DD SUBSYS=(&LSR,'DDNAME=GULSR','BUFND=10','BUFNI=10')
//PAC7EQ  DD SYSOUT=&OUT,DCB=BLKSIZE=133
//PAC7MP  DD DSN=&EXTRFILE,DISP=SHR
//PAC7MU  DD DSN=&TOOLFILE,DISP=SHR
//PAC7BM  DD DSN=&&CPPMBM,DISP=(NEW,PASS),
//          UNIT=&UWK,SPACE=(TRK,(1,1),RLSE),
//          DCB=(RECFM=FB,LRECL=80,BLKSIZE=80)
//PAC7ME  DD DSN=&&CPPMME,DISP=(NEW,PASS),
//          UNIT=&UWK,SPACE=(TRK,(1,1),RLSE),
//          DCB=(RECFM=FB,LRECL=1000,BLKSIZE=30000)
//PAC7MS  DD DSN=&&CPPMMS,DISP=(NEW,PASS),
//          UNIT=&UWK,SPACE=(TRK,(1,1),RLSE),
//          DCB=(RECFM=FB,LRECL=400,BLKSIZE=32000)
//PAC7MB  DD DSN=&&CPPMBB,DISP=SHR
//PAC7DD  DD SYSOUT=&OUT
//PCM220 EXEC PGM=BVPCM220
//*-----
//STEPLIB DD DSN=&STEPLIB,DISP=SHR
//        DD DSN=$BCOB,DISP=SHR
//*:STEPCAT DD DSN=&VSAMCAT,DISP=SHR
//*:      DD DSN=&SYSTCAT,DISP=SHR

```



```

//SYSOUT DD SYSOUT=&OUT
//SORTLIB DD DSN=&SORTLIB,DISP=SHR
//SORTWK01 DD UNIT=&UWK,SPACE=(CYL,&CYL,,CONTIG)
//SORTWK02 DD UNIT=&UWK,SPACE=(CYL,&CYL,,CONTIG)
//SORTWK03 DD UNIT=&UWK,SPACE=(CYL,&CYL,,CONTIG)
//PAC7AE DD DSN=&INDSV..BVPAE,DISP=SHR
//ANLSR DD DSN=&INDUV..&BASE.AN,DISP=SHR
//PAC7AN DD SUBSYS=(&LSR,'DDNAME=ANLSR','BUFND=40','BUFNI=30')
//ARLSR DD DSN=&INDUV..&BASE.AR,DISP=SHR
//PAC7AR DD SUBSYS=(&LSR,'DDNAME=ARLSR','BUFND=40')
//PAC7EQ DD SYSOUT=&OUT
//PAC7BM DD DSN=&&CPPMBM,DISP=SHR
//PAC7MS DD DSN=&&CPPMMS,DISP=SHR
//PAC7QJ DD DSN=&INDSV..BVPQJ,DISP=SHR

```

## Integrity Control of Environments/Elements

### CHPM - Introduction

The CHPM procedure is used to check the consistency of the environments and elements present in the VA Pac Database. The procedure produces a report printout for erroneous environments and elements. The purpose of this check is to highlight the inconsistencies in the Development Database.

#### Execution condition

None.

#### Abnormal execution

The procedure can be restarted as it is, once the problem has been solved.

### CHPM - Input / Processing / Results

A '\*' line with user code and password.

#### Printed report

This procedure prints a report which lists the consistency errors detected in the Development Database, and related to the Environments and Elements.

### CHPM - Description of Steps

Input recognition: PTU001

Check of VSAM files: IDCAMS

Environments/Elements consistency check: PCM400

Code	Physical name	Type	Label
PAC7AE	&INDSV..BVP AE	Input	Error messages
PACGGN	&INDSV..BVP GN	Input	Administration Database index
PACGGR	&INDSV..BVP GR	Input	Administration Database data
PACGGU	&INDSV..BVP GU	Input	Administration Database users
PAC7AN	&INDUV..&BASE.AN	Input	Development Database index
PAC7AR	&INDUV..&BASE.AR	Input	Development Database data
PAC7AY	&INDUV..&BASE.AY	Input	Development Database bulk data
PAC7MB	&&CHPMMB	Input	User transactions
PAC7MS	&&CHPMMS	Output	File used to print a check report
PAC7MV	&&CHPMMV	Output	Work file
PAC7DD		Report	Batch procedures authorization option
SORTWK01		Sort	
SORTWK02		Sort	
SORTWK03		Sort	

### Consistency check report printout: PCM410

Code	Physical name	Type	Label
PAC7AE	&INDSV..BVP AE	Input	Error messages
PAC7EQ		Report	Output validation report
PAC7MS	&&CHPMMS	Input	File used for the report printout
PAC7AN	&INDUV..&BASE.AN	Input	Development Database index
PAC7AR	&INDUV..&BASE.AR	Input	Development Database data

### CHPM - Execution JCL

```

/** -----
/**      VISUALAGE PACBASE
/**
/** -----
/** VALIDATION OF THE DEVELOPMENT DATABASE
/** -----
/**
/** INPUT      : USER IDENTIFICATION
/** COL 2     : "*"
/** COL 3     : USER CODE
/** COL 11    : PASSWORD
/** -----
//BVPCHPM  PROC BASE=$BASE,                CODE OF DEVPT DATABASE

```

```

//          INDUV='$INDUV',           INDEX OF USER VSAM FILES
//          INDSV='$INDSV',           INDEX OF SYSTEM VSAM FILES
//          INDSN='$INDSN',           INDEX OF SYSTEM NON VSAM FILES
//*:        VSAMCAT='$VCAT',          USER VSAM CATALOG
//*:        SYSTCAT='$SCAT',          SYSTEM VSAM CATALOG
//          STEPLIB='$HLQ..SBVPMBR8', LIBRARY OF LOAD-MODULES
//          SORTLIB='$BIBT',          SORT LIBRARY
//          OUT=$OUT,                  OUTPUT CLASS
//          UWK=$UWK,                  WORK UNIT
//          LSR='BLSR',                 LSR BATCH SYSTEM NAME
//          SPAMV='(TRK,(30,10),RLSE)', SPACE OF MV FILE
//          SPAMS='(TRK,(30,10),RLSE)', SPACE OF MS FILE
//          CYL='(1,1)'                 TEMPORARY SPACE
//*****
//INPUT EXEC PGM=BVPTU001
//*-----
//STEPLIB DD DSN=&STEPLIB,DISP=SHR
//          DD DSN=$BCOB,DISP=SHR
//CARTE   DD DDNAME=SYSIN
//PAC7MB  DD DSN=&&CHPMMB,DISP=(,PASS),
//          UNIT=&UWK,SPACE=(TRK,(5,1),RLSE),
//          DCB=(RECFM=FB,LRECL=80,BLKSIZE=6160)
//VERIFY EXEC PGM=IDCAMS
//*-----
//*:STEPCAT DD DSN=&VSAMCAT,DISP=SHR
//*:        DD DSN=&SYSTCAT,DISP=SHR
//SYSPRINT DD SYSOUT=&OUT
//PAC7AN  DD DSN=&INDUV..&BASE.AN,DISP=SHR
//PAC7AR  DD DSN=&INDUV..&BASE.AR,DISP=SHR
//PAC7AY  DD DSN=&INDUV..&BASE.AY,DISP=SHR
//SYSIN   DD DSN=&INDSN..BVPSY(VERIFAN),DISP=SHR
//          DD DSN=&INDSN..BVPSY(VERIFAR),DISP=SHR
//          DD DSN=&INDSN..BVPSY(VERIFAY),DISP=SHR
//PCM400 EXEC PGM=BVPCM400
//*-----
//STEPLIB DD DSN=&STEPLIB,DISP=SHR
//          DD DSN=$BCOB,DISP=SHR
//*:STEPCAT DD DSN=&VSAMCAT,DISP=SHR
//*:        DD DSN=&SYSTCAT,DISP=SHR
//SORTLIB DD DSN=&SORTLIB,DISP=SHR
//SYSOUT  DD SYSOUT=&OUT
//PAC7AE  DD DSN=&INDSV..BVPAE,DISP=SHR
//ANLSR   DD DSN=&INDUV..&BASE.AN,DISP=SHR
//PAC7AN  DD SUBSYS=(&LSR,'DDNAME=ANLSR','BUFND=40','BUFNI=30')
//ARLSR   DD DSN=&INDUV..&BASE.AR,DISP=SHR
//PAC7AR  DD SUBSYS=(&LSR,'DDNAME=ARLSR','BUFND=40')
//AYLSR   DD DSN=&INDUV..&BASE.AY,DISP=SHR
//PAC7AY  DD SUBSYS=(&LSR,'DDNAME=AYLSR','BUFND=40')
//GNLSR   DD DSN=&INDSV..BVPGN,DISP=SHR
//PACGGN  DD SUBSYS=(&LSR,'DDNAME=GNLSR','BUFND=10','BUFNI=10')
//GRLSR   DD DSN=&INDSV..BVPGR,DISP=SHR
//PACGGR  DD SUBSYS=(&LSR,'DDNAME=GRLSR','BUFND=10')
//GULSR   DD DSN=&INDSV..BVPGU,DISP=SHR
//PACGGU  DD SUBSYS=(&LSR,'DDNAME=GULSR','BUFND=10','BUFNI=10')
//PAC7MB  DD DSN=&&CHPMMB,DISP=SHR

```

```

//PAC7DD DD SYSOUT=&OUT
//PAC7MV DD DSN=&&CHPMV,DISP=(,PASS),
//
//          DCB=(RECFM=FB,LRECL=2660,BLKSIZE=26600)
//PAC7MS DD DSN=&&CHPMMS,DISP=(,PASS),
//
//          UNIT=&UWK,SPACE=&SPAMS,
//          DCB=(RECFM=FB,LRECL=2660,BLKSIZE=26600)
//SORTWK01 DD UNIT=&UWK,SPACE=(CYL,&CYL,,CONTIG)
//SORTWK02 DD UNIT=&UWK,SPACE=(CYL,&CYL,,CONTIG)
//SORTWK03 DD UNIT=&UWK,SPACE=(CYL,&CYL,,CONTIG)
//PCM410 EXEC PGM=BVPCM410
//*-----
//*:STEP CAT DD DSN=&VSAMCAT,DISP=SHR
//*:          DD DSN=&SYSTCAT,DISP=SHR
//STEPLIB DD DSN=&STEPLIB,DISP=SHR
//          DD DSN=$BCOB,DISP=SHR
//SYSOUT DD SYSOUT=&OUT
//PAC7AE DD DSN=&INDSV..BVP AE,DISP=SHR
//PAC7EQ DD SYSOUT=&OUT
//PAC7MS DD DSN=&&CHPMMS,DISP=SHR
//ANLSR DD DSN=&INDUV..&BASE.AN,DISP=SHR
//PAC7AN DD SUBSYS=(&LSR,'DDNAME=ANLSR','BUFND=40','BUFNI=30')
//ARLSR DD DSN=&INDUV..&BASE.AR,DISP=SHR
//PAC7AR DD SUBSYS=(&LSR,'DDNAME=ARLSR','BUFND=40')

```

## Update transactions generation from QJ

### UBPM - Introduction

The GPRT generation procedure or the SIPM simulation procedure traces the transactions in the QJ file.

The UBPM procedure generates Batch update transactions and updates the Development Database with the transactions of the QJ file.

#### Execution conditions

The Development Database must be closed to on-line use in order to be updated, except for hardware environments that support concurrent on-line and batch access.

#### Abnormal execution

The procedure can be restarted as it is once the problem has been solved.

### UBPM - Input / Processing / Results

A '\*' line with the Administrator user code and password.

#### Printed report

This procedure prints a report which lists the encountered errors or the processing result.

### Result

Once the procedure has been executed, the Database is ready to be used in batch or on-line mode.

### **UBPM - Description of Steps**

Input recognition: PTU001

Check of VSAM files: IDCAMS

Deletion of generated update transactions: IDCAMS

This step deletes the file which contains the generated update transactions, if such a file already existed.

This file will be re-allocated in the next step.

Allocation of generated update transactions: IEFBR14

This step allocates the transactions file which will contain the update transactions generated from the QJ file.

Analysis and Generation: PCM160

This step checks the user input, analyses the QJ journal file and generates the VA PAC update transactions. Only the transactions related to the current Database are processed. The transactions of the other Databases are rejected and recycled by the ARPM procedure for another processing. It outputs the errors encountered.

Code	Physical name	Type	Label
PACGGN	&INDSV..BVPGN	Input	Administration Database index
PACGGR	&INDSV..BVPGR	Input	Administration Database data
PACGGU	&INDSV..BVPGU	Input	Administration database user file
PAC7AE	&INDSV..BVPAE	Input	Error messages
PAC7AN	&INDUV..&BASE.AN	Input	Development Database index
PAC7AR	&INDUV..&BASE.AR	Input	Development Database bulk data
PAC7AY	&INDUV..&BASE.AY	Input	Development Database extension data
PAC7QJ	&INDSV..BVPQJ	Input	SCM journal

Code	Physical name	Type	Label
PAC7MB	&&UBPMMB	Input	User transactions
PAC7ET		Report	Generation output report
PAC7GY	&INDUN..&BASE.GY	Output	Generated update transactions
PAC7DD		Report	Batch procedures authorization option

Formatting of transactions: PAF900

Code	Physical name	Type	Label
PAC7AR	&INDUV..&BASE.AR	Input	Development Database data
PAC7AN	&INDUV..&BASE.AN	Input	Development Database index
PAC7AE	&INDSV..BVP AE	Input	Error messages
PACGGR	&INDSV..BVPGR	Input	Administration Database data
PACGGN	&INDSV..BVPGN	Input	Administration Database index
PACGGU	&INDSV..BVPGU	Input	Administration Database users
PAC7GY	&INDUN..&BASE.MY	Input	Update transactions
PAC7MV	&&PAC7MV	Output	Formatting transactions (must be able to contain all the input transactions plus the elementary deletion transactions generated by the multiple deletion transactions) (length=170)
PAC7ME	&&PAC7ME	Output	Work file (length=372)
PAC7MW		Output	Work file (length=170)
PAC7MX		Output	Work file (length=743)
PAC7MY		Output	Work file (length=743)

Update of the Development Database: PACA15

Code	Physical name	Type	Label
PAC7AR	&INDUV..&BASE.AR	Output	Development Database Data file
PAC7AN	&INDUV..&BASE.AN	Output	Development Database index
PAC7AY	&INDUV..&BASE.AY	Output	Development Database extension
PAC7AJ	&INDUV..&BASE.AJ	Output	Development Database journal
PAC7AE	&INDSV..BVP AE	Input	Error messages

Code	Physical name	Type	Label
PACGGN	&INDSV..BVPGN	Input	Administration Database Index file
PACGGR	&INDSV..BVPGR	Input	Administration Database Data file
PACGGY	&INDSV..BVPGY	Input	Administration Database Extension
PACGGU	&INDSV..BVPGU	Input	Administration Database users
PAC7DC	DUMMY	Input	DSMS file of Development Database Elements
PAC7ME	&&PAC7ME	Input	Work file
PAC7MV	&&PAC7MV	Input	Update transactions
PAC7RB	DUMMY	Output	UPDT erroneous transactions (length=80)
PAC7RY	DUMMY	Output	UPDP erroneous transactions (length=310)
PAC7IE		Report	Update report (length=132)
PAC7IF		Report	List of erroneous transactions (length=132)

The list of user transactions is preceded by a banner with the user code.

Return codes:

- 0: OK, no error
- 2: Warning
- 4: Error

### UBPM - Execution JCL

```

/** -----
/**      VISUALAGE PACBASE
/**
/** -----
/** UPDATE TRANSACTION GENERATION
/** -----
/**
/** INPUT      : USER IDENTIFICATION
/** COL 2     : "*"
/** COL 3     : USER CODE
/** COL 11    : PASSWORD
/** -----
/**BVPUBPM  PROC BASE=$BASE,                CODE OF DEVPT DATABASE
/**          INDUV='$INDUV',                INDEX OF USER VSAM FILES
/**          INDUN='$INDUN',                INDEX OF USER NON VSAM FILES
/**          INDSV='$INDSV',                INDEX OF SYSTEM VSAM FILES
/**          INDSN='$INDSN',                INDEX OF SYSTEM NON VSAM FILES

```

```

//*:      VSAMCAT='$VCAT',                USER VSAM CATALOG
//*:      SYSTCAT='$SCAT',                SYSTEM VSAM CATALOG
//        STEPLIB='$HLQ..SBVPMBR8',      LIBRARY OF LOAD-MODULES
//        OUT=$OUT,                       OUTPUT CLASS
//        OUTL=$OUT,                      OUTPUT CLASS OF REPORTS
//        UWK=$UWK,                       WORK UNIT
//        LSR='BLSR',                     LSR BATCH SYSTEM NAME
//        SPAMY='(TRK,(50,10),RLSE)',     GENER. TRANSACTION SPACE
//        SPAMB='(TRK,(100,10),RLSE)'     TRANSACTION SPACE
//*****
//INPUT EXEC PGM=BVPTU001
//*-----
//STEPLIB DD DSN=&STEPLIB,DISP=SHR
//        DD DSN=$BCOB,DISP=SHR
//CARTE  DD DDNAME=SYSIN
//PAC7MB DD DSN=&&UBPMMB,DISP=(,PASS),
//        UNIT=&UWK,SPACE=(TRK,(5,1),RLSE),
//        DCB=(RECFM=FB,LRECL=80,BLKSIZE=6160)
//VERIFY EXEC PGM=IDCAMS
//*-----
//*:STEPCAT DD DSN=&VSAMCAT,DISP=SHR
//*:      DD DSN=&SYSTCAT,DISP=SHR
//SYSPRINT DD SYSOUT=&OUT
//PAC7AN DD DSN=&INDUV..&BASE.AN,DISP=SHR
//PAC7AR DD DSN=&INDUV..&BASE.AR,DISP=SHR
//PAC7QJ DD DSN=&INDSV..BVPQJ,DISP=SHR
//PACGGN DD DSN=&INDSV..BVPGN,DISP=SHR
//PACGGR DD DSN=&INDSV..BVPGR,DISP=SHR
//PACGGU DD DSN=&INDSV..BVPGU,DISP=SHR
//SYSIN  DD DSN=&INDSN..BVPSY(VERIFAN),DISP=SHR
//        DD DSN=&INDSN..BVPSY(VERIFAR),DISP=SHR
//        DD DSN=&INDSN..BVPSY(VERIFQJ),DISP=SHR
//        DD DSN=&INDSN..BVPSY(VERIFGN),DISP=SHR
//        DD DSN=&INDSN..BVPSY(VERIFGR),DISP=SHR
//        DD DSN=&INDSN..BVPSY(VERIFGU),DISP=SHR
//DELMY  EXEC PGM=IDCAMS
//*-----
//*:STEPCAT DD DSN=&VSAMCAT,DISP=SHR
//*:      DD DSN=&SYSTCAT,DISP=SHR
//SYSPRINT DD SYSOUT=&OUT
//SYSIN DD DSN=&INDUN..&BASE.SY(DL&BASE.MY),DISP=SHR
//ALLOCMY EXEC PGM=IEFBR14
//*-----
//SYSPRINT DD SYSOUT=&OUT
//ALLOCMY DD DSN=&INDUN..&BASE.MY,
//        DISP=(,CATLG),
//        UNIT=$UNITUN,
//        VOL=SER=$VOLUN,
//        DCB=(RECFM=FB,LRECL=310,BLKSIZE=6200),
//        SPACE=&SPAMY
//PCM160 EXEC PGM=BVPCM160
//*-----
//STEPLIB DD DSN=&STEPLIB,DISP=SHR
//        DD DSN=$BCOB,DISP=SHR
//*:STEPCAT DD DSN=&VSAMCAT,DISP=SHR

```



```

//*:      DD DSN=&SYSTCAT,DISP=SHR
//SYSOUT DD SYSOUT=&OUT
//PAC7AE DD DSN=&INDSV..&BPAAE,DISP=SHR
//ANLSR  DD DSN=&INDUV..&BASE.AN,DISP=SHR
//PAC7AN DD SUBSYS=(&LSR,'DDNAME=ANLSR','BUFND=40','BUFNI=30')
//ARLSR  DD DSN=&INDUV..&BASE.AR,DISP=SHR
//PAC7AR DD SUBSYS=(&LSR,'DDNAME=ARLSR','BUFND=40')
//AYLSR  DD DSN=&INDUV..&BASE.AY,DISP=SHR
//PAC7AY DD SUBSYS=(&LSR,'DDNAME=AYLSR','BUFND=40')
//GNLSR  DD DSN=&INDSV..&BVPGN,DISP=SHR
//PACGGN DD SUBSYS=(&LSR,'DDNAME=GNLSR','BUFND=10','BUFNI=10')
//GRLSR  DD DSN=&INDSV..&BVPGR,DISP=SHR
//PACGGR DD SUBSYS=(&LSR,'DDNAME=GRLSR','BUFND=10')
//GULSR  DD DSN=&INDSV..&BVPGU,DISP=SHR
//PACGGU DD SUBSYS=(&LSR,'DDNAME=GULSR','BUFND=10','BUFNI=10')
//PAC7QJ DD DSN=&INDSV..&BVPQJ,DISP=SHR
//PAC7ET DD SYSOUT=&OUT,DCB=BLKSIZE=133
//PAC7MB DD DSN=&&UBPMMB,DISP=(OLD,DELETE)
//PAC7DD DD SYSOUT=&OUT
//PAC7GY DD DSN=&INDUN..&BASE.MY,DISP=SHR
//PAF900 EXEC PGM=BVPAF900,COND=(0,NE,PCM160)
/*-----
/*:STEPCAT DD DSN=&SYSTCAT,DISP=SHR
/*:      DD DSN=&VSAMCAT,DISP=SHR
//STEPLIB DD DSN=&STEPLIB,DISP=SHR
//      DD DSN=$BCOB,DISP=SHR
//SYSOUT DD SYSOUT=&OUT
//SYSOUX DD SYSOUT=&OUT
//SYSPRINT DD SYSOUT=&OUT
//SYSUDUMP DD SYSOUT=&OUT
//PAC7AE DD DSN=&INDSV..&BPAAE,DISP=SHR
//ANLSR  DD DSN=&INDUV..&BASE.AN,DISP=SHR
//PAC7AN DD SUBSYS=(&LSR,'DDNAME=ANLSR','BUFND=40','BUFNI=30')
//ARLSR  DD DSN=&INDUV..&BASE.AR,DISP=SHR
//PAC7AR DD SUBSYS=(&LSR,'DDNAME=ARLSR','BUFND=40')
//GNLSR  DD DSN=&INDSV..&BVPGN,DISP=SHR
//PACGGN DD SUBSYS=(&LSR,'DDNAME=GNLSR','BUFND=10','BUFNI=10')
//GRLSR  DD DSN=&INDSV..&BVPGR,DISP=SHR
//PACGGR DD SUBSYS=(&LSR,'DDNAME=GRLSR','BUFND=10')
//GULSR  DD DSN=&INDSV..&BVPGU,DISP=SHR
//PACGGU DD SUBSYS=(&LSR,'DDNAME=GULSR','BUFND=10','BUFNI=10')
//PAC7GY DD DSN=&INDUN..&BASE.MY,DISP=SHR
//PAC7ME DD DSN=&&PAC7ME,DISP=(,PASS),UNIT=&UWK,
//      SPACE=&SPAMB,
//      DCB=(RECFM=FB,LRECL=372,BLKSIZE=27156)
//PAC7MV DD DSN=&&PAC7MV,DISP=(,PASS),UNIT=&UWK,
//      SPACE=&SPAMB,
//      DCB=(RECFM=FB,LRECL=170,BLKSIZE=6120)
//PAC7MW DD DISP=(,DELETE),UNIT=&UWK,
//      SPACE=&SPAMB,
//      DCB=(RECFM=FB,LRECL=170,BLKSIZE=6120)
//PAC7MX DD DISP=(,DELETE),UNIT=&UWK,
//      SPACE=&SPAMB,
//      DCB=(RECFM=FB,LRECL=748,BLKSIZE=26928)
//PAC7MY DD DISP=(,DELETE),UNIT=&UWK,

```

```

//          SPACE=&SPAMB,
//          DCB=(RECFM=FB,LRECL=748,BLKSIZE=26928)
//PACA15 EXEC PGM=BVPACA15,COND=((0,NE,PCM160),(0,NE,PAF900))
//*-----
//STEPLIB DD DSN=&STEPLIB,DISP=SHR
//          DD DSN=$BCOB,DISP=SHR
//*:STEP CAT DD DSN=&SYSTCAT,DISP=SHR
//*:          DD DSN=&VSAMCAT,DISP=SHR
//SYSOUT DD SYSOUT=&OUT
//PAC7AE DD DSN=&INDSV..BVP AE,DISP=SHR
//PAC7AJ DD DSN=&INDUV..&BASE.AJ,DISP=SHR
//ANLSR DD DSN=&INDUV..&BASE.AN,DISP=SHR
//PAC7AN DD SUBSYS=(&LSR,'DDNAME=ANLSR','BUFND=40','BUFNI=30')
//ARLSR DD DSN=&INDUV..&BASE.AR,DISP=SHR
//PAC7AR DD SUBSYS=(&LSR,'DDNAME=ARLSR','BUFND=40')
//AYLSR DD DSN=&INDUV..&BASE.AY,DISP=SHR
//PAC7AY DD SUBSYS=(&LSR,'DDNAME=AYLSR','BUFND=40')
//GNLSR DD DSN=&INDSV..BVP GN,DISP=SHR
//PACGGN DD SUBSYS=(&LSR,'DDNAME=GNLSR','BUFND=10','BUFNI=10')
//GRLSR DD DSN=&INDSV..BVP GR,DISP=SHR
//PACGGR DD SUBSYS=(&LSR,'DDNAME=GRLSR','BUFND=10')
//GYLSR DD DSN=&INDSV..BVP GY,DISP=SHR
//PACGGY DD SUBSYS=(&LSR,'DDNAME=GYLSR','BUFND=10')
//GULSR DD DSN=&INDSV..BVP GU,DISP=SHR
//PACGGU DD SUBSYS=(&LSR,'DDNAME=GULSR','BUFND=10','BUFNI=10')
//PAC7DC DD DUMMY
//PAC7IE DD SYSOUT=&OUTL
//PAC7IF DD SYSOUT=&OUTL
//PAC7ME DD DSN=&&PAC7ME,DISP=(OLD,DELETE)
//PAC7MV DD DSN=&&PAC7MV,DISP=(OLD,DELETE)
//PAC7RB DD DUMMY
//PAC7RY DD DUMMY
//SYSUDUMP DD SYSOUT=&OUT

```

## Transactions Archiving

### ARPM - Introduction

The ARPM procedure archives the valid transactions already processed by the generation procedure or by the UBPM procedure and stored in the QJ journal file. It extracts the erroneous transactions, outputs the corresponding errors and recycles them again. It reconstitutes the new QJ journal file with the transactions not processed yet and with the recycled erroneous transactions.

#### Execution conditions

No current generation. The QJ file must be closed to on-line use.

#### Abnormal execution

If the last step (which reconstitutes the QJ journal file) abends, you just have to re-run this step. In all other cases, whichever the cause of the error is, you can run the procedure again as it is, once you have solved the problem.

### **ARPM - Input / Processing / Results**

A '\*' line with the user code and password.

#### Output reports

This procedure outputs a list of the errors previously detected by the update procedure.

### **ARPM - Description of Steps**

Input recognition: PTU001

Analysis and preparation: PCM500

This step validates the user input, analyzes the QJ journal file and prepares the archiving and the output of errors.

Code	Physical name	Type	Label
PACGGN	&INDSV..BVPGN	Input	Administration Database index
PACGGR	&INDSV..BVPGR	Input	Administration Database data
PACGGU	&INDSV..BVPGU	Input	Administration Database users
PAC7AE	&INDSV..BVPAE	Input	Error messages
PAC7AR	&INDUV..&BASE.AR	Input	Development Database data
PAC7MB	&&ARPMMB	Input	User transaction
PAC7QJ	&INDSV..BVPQJ	Input	SCM journal
PAC7XP	&&ARPMXP	Output	Counters of the reconstituted journal
PAC7XQ	&&ARPMXQ	Output	Transactions to be recycled
PAC7XR	&&ARPMXR	Output	Erroneous transactions
PAC7XS	&&ARPMXS	Output	Transactions already processed
PAC7XT	&&ARPMXT	Output	Transactions for update
PAC7DD		Report	Authorization control

Transactions archiving: PCM510

This step archives the correct transactions already processed by the different updates.

Code	Physical name	Type	Label
PAC7AE	&INDSV..BVPAE	Input	Error messages
PAC7AR	&INDUV..&BASE.AR	Input	Development Database data
PAC7XS	&&ARPMXS	Input	Transactions already processed
PAC7RJ	&INDSN..BVPJQ(0)	Input	Former archiving
PAC7JR	&INDSN..BVPJQ(+1)	Output	New archiving

#### Output of errors: PCM520

This step outputs the list of the errors detected by SCM.

Code	Physical name	Type	Label
PAC7AE	&INDSV..BVPAE	Input	Error messages
PAC7AN	&INDUV..&BASE.AN	Input	Development Database index
PAC7AR	&INDUV..&BASE.AR	Input	Development Database data
PAC7XR	&&ARPMXR	Input	Extracted erroneous transactions
PAC7ET		Report	List of errors
SORTWK01		Sort	
SORTWK02		Sort	
SORTWK03		Sort	

#### Preparation of the QJ file reconstitution: PCM550

This step prepares the reconstitution of the new QJ file with the transactions which have not been processed yet by the different updates as well as with the erroneous transactions.

Code	Physical name	Type	Label
PAC7XP	&&ARPMXP	Input	Counters
PAC7XQ	&&ARPMXQ	Input	Transactions to be processed again
PAC7JQ	&INDSN..ARPMJQ	Output	New journal

#### Define of the journal file: IDCAMS

DELETE/DEFINE of the SCM (QJ) archive journal.

Code	Physical name	Type	Label
	&INDSV..BVPQJ		SCM journal

### Reconstitution of the QJ journal file: PCM560

This step reconstitutes the new QJ journal file, using as input the sequential file created by PCM550.

Code	Physical name	Type	Label
PAC7JQ	&INDSN..ARPMJQ	Input	Sequential file
PAC7QJ	&INDSV..BVPQJ	Output	New journal

### Delete of the sequential journal file: IEBFR14

Deletion of the SCM sequential archive journal (JQ).

Code	Physical name	Type	Label
	&INDSN..ARPMJQ		SCM journal

### **ARPM - Execution JCL**

```

/** -----
/**      VISUALAGE PACBASE
/**
/** -----
/**      - ARCHIVAL OF THE SCM JOURNAL -
/**
/**
/** -----
/** INPUT      : USER IDENTIFICATION
/** COL 2      : "*"
/** COL 3      : USER CODE
/** COL 11     : PASSWORD
/** -----
/**/BVPARPM PROC BASE=$BASE,                CODE OF DEVPT DATABASE
/**          INDUV='$INDUV',                INDEX OF USER VSAM FILES
/**          INDSV='$INDSV',                INDEX OF SYSTEM VSAM FILES
/**          INDSN='$INDSN',                INDEX OF SYSTEM NON VSAM FILES
/***:        VSAMCAT='$VCAT',                USER VSAM CATALOG
/***:        SYSCAT='$SCAT',                SYSTEM VSAM CATALOG
/**          STEPLIB='$HLQ..SBVPMBR8',     LIBRARY OF LOAD-MODULES
/**          SORTLIB='$BIBT',                SORT LIBRARY
/**          DSCB='$DSCB',                  DSCB MODEL FILE
/**          OUT=$OUT,                       OUTPUT CLASS
/**          VOLS='$SER=$VOLUN',            VOL. OF 'SCM' ARCH.JOURNAL
/**          UNITS=$UNITUN,                 BACKUP UNIT (DISK OR CARTRIDGE)
/**          UWK=$UWK,                       WORK UNIT

```

```

//          LSR='BLSR',                LSR BATCH SYSTEM NAME
//          SPAQJ='(TRK,(50,10),RLSE)', ARCHIVAL JOURNAL SPACE
//          SPAWS='(TRK,(30,10),RLSE)'   WORK FILE SPACE
//*****
//INPUT EXEC PGM=BVPTU001
//*-----
//STEPLIB DD DSN=&STEPLIB,DISP=SHR
//          DD DSN=$BCOB,DISP=SHR
//CARTE DD DDNAME=SYSIN
//PAC7MB DD DSN=&&ARPMMB,DISP=(,PASS),
//          UNIT=&UWK,SPACE=(TRK,(5,1),RLSE),
//          DCB=(RECFM=FB,LRECL=80,BLKSIZE=6160)
//VERIFY EXEC PGM=IDCAMS
//*-----
//*:STEPCAT DD DSN=&VSAMCAT,DISP=SHR
//*:          DD DSN=&SYSTCAT,DISP=SHR
//SYSPRINT DD SYSOUT=&OUT
//PAC7AN DD DSN=&INDUV..&BASE.AN,DISP=SHR
//PAC7AR DD DSN=&INDUV..&BASE.AR,DISP=SHR
//PAC7QJ DD DSN=&INDSV..BVPQJ,DISP=SHR
//PACGGN DD DSN=&INDSV..BVPGN,DISP=SHR
//PACGGR DD DSN=&INDSV..BVPGR,DISP=SHR
//PACGGU DD DSN=&INDSV..BVPGU,DISP=SHR
//SYSIN DD DSN=&INDSN..BVPSY(VERIFAN),DISP=SHR
//          DD DSN=&INDSN..BVPSY(VERIFAR),DISP=SHR
//          DD DSN=&INDSN..BVPSY(VERIFQJ),DISP=SHR
//          DD DSN=&INDSN..BVPSY(VERIFGN),DISP=SHR
//          DD DSN=&INDSN..BVPSY(VERIFGR),DISP=SHR
//          DD DSN=&INDSN..BVPSY(VERIFGU),DISP=SHR
//PCM500 EXEC PGM=BVPCM500
//*-----
//*:STEPCAT DD DSN=&VSAMCAT,DISP=SHR
//*:          DD DSN=&SYSTCAT,DISP=SHR
//STEPLIB DD DSN=&STEPLIB,DISP=SHR
//          DD DSN=$BCOB,DISP=SHR
//SYSOUT DD SYSOUT=&OUT
//SYSOUX DD SYSOUT=&OUT
//SYSPRINT DD SYSOUT=&OUT
//PAC7AE DD DSN=&INDSV..BVPAE,DISP=SHR
//PAC7QJ DD DSN=&INDSV..BVPQJ,DISP=SHR
//PACGGN DD DSN=&INDSV..BVPGN,DISP=SHR
//PACGGR DD DSN=&INDSV..BVPGR,DISP=SHR
//PACGGU DD DSN=&INDSV..BVPGU,DISP=SHR
//ARLSR DD DSN=&INDUV..&BASE.AR,DISP=SHR
//PAC7AR DD SUBSYS=(&LSR,'DDNAME=ARLSR','BUFND=40')
//PAC7DD DD SYSOUT=&OUT
//PAC7MB DD DSN=&&ARPMMB,DISP=(OLD,DELETE,DELETE)
//PAC7XP DD DSN=&&ARPMXP,UNIT=&UWK,DISP=(,PASS),
//          DCB=(RECFM=FB,LRECL=1105,BLKSIZE=11050),
//          SPACE=&SPAWS
//PAC7XQ DD DSN=&&ARPMXQ,UNIT=&UWK,DISP=(,PASS),
//          DCB=(RECFM=FB,LRECL=1105,BLKSIZE=11050),
//          SPACE=&SPAWS
//PAC7XR DD DSN=&&ARPMXR,UNIT=&UWK,DISP=(,PASS),
//          DCB=(RECFM=FB,LRECL=1105,BLKSIZE=11050),

```

```

//          SPACE=&SPAWS
//PAC7XS DD DSN=&&ARPMXS,UNIT=&UWK,DISP=(,PASS),
//          DCB=(RECFM=FB,LRECL=1105,BLKSIZE=11050),
//          SPACE=&SPAWS
//PAC7XT DD DSN=&&ARPMXT,UNIT=&UWK,DISP=(,PASS),
//          DCB=(RECFM=FB,LRECL=1105,BLKSIZE=11050),
//          SPACE=&SPAWS
//PCM510 EXEC PGM=BVPCM510
//*-----
//*:STEPCHAT DD DSN=&VSAMCAT,DISP=SHR
//*:      DD DSN=&SYSTCAT,DISP=SHR
//STEPLIB DD DSN=&STEPLIB,DISP=SHR
//          DD DSN=$BCOB,DISP=SHR
//SYSOUT DD SYSOUT=&OUT
//SYSOUX DD SYSOUT=&OUT
//SYSPRINT DD SYSOUT=&OUT
//PAC7AE DD DSN=&INDSV..BVPAE,DISP=SHR
//ARLSR DD DSN=&INDUV..&BASE.AR,DISP=SHR
//PAC7AR DD SUBSYS=(&LSR,'DDNAME=ARLSR','BUFND=40')
//PAC7XS DD DSN=&&ARPMXS,DISP=(OLD,DELETE,DELETE)
//PAC7RJ DD DSN=&INDSN..BVPJQ(0),DISP=OLD
//PAC7JR DD DSN=&INDSN..BVPJQ(+1),
//          DISP=(,CATLG,DELETE),
//          UNIT=&UNITS,
//          VOL=&VOLS,
//          SPACE=&SPAQJ,
//          DCB=(&DCB,RECFM=FB,LRECL=1119,BLKSIZE=11190)
//PCM520 EXEC PGM=BVPCM520,COND=(0,NE,PCM500)
//*-----
//*:STEPCHAT DD DSN=&VSAMCAT,DISP=SHR
//*:      DD DSN=&SYSTCAT,DISP=SHR
//STEPLIB DD DSN=&STEPLIB,DISP=SHR
//          DD DSN=$BCOB,DISP=SHR
//SORTLIB DD DSN=&SORTLIB,DISP=SHR
//SYSOUT DD SYSOUT=&OUT
//SYSOUX DD SYSOUT=&OUT
//SYSPRINT DD SYSOUT=&OUT
//PAC7AE DD DSN=&INDSV..BVPAE,DISP=SHR
//ANLSR DD DSN=&INDUV..&BASE.AN,DISP=SHR
//PAC7AN DD SUBSYS=(&LSR,'DDNAME=ANLSR','BUFND=40')
//ARLSR DD DSN=&INDUV..&BASE.AR,DISP=SHR
//PAC7AR DD SUBSYS=(&LSR,'DDNAME=ARLSR','BUFND=40')
//PAC7XR DD DSN=&&ARPMXR,DISP=(OLD,DELETE,DELETE)
//PAC7ET DD SYSOUT=&OUT
//SORTWK01 DD UNIT=&UWK,SPACE=(CYL,(3,1),,CONTIG)
//SORTWK02 DD UNIT=&UWK,SPACE=(CYL,(3,1),,CONTIG)
//SORTWK03 DD UNIT=&UWK,SPACE=(CYL,(3,1),,CONTIG)
//PCM550 EXEC PGM=BVPCM550,COND=(0,NE,PCM500)
//*-----
//*:STEPCHAT DD DSN=&VSAMCAT,DISP=SHR
//*:      DD DSN=&SYSTCAT,DISP=SHR
//STEPLIB DD DSN=&STEPLIB,DISP=SHR
//          DD DSN=$BCOB,DISP=SHR
//SYSOUT DD SYSOUT=&OUT
//SYSOUX DD SYSOUT=&OUT

```

```

//SYSPRINT DD SYSOUT=&OUT
//PAC7XP DD DSN=&&ARPMXP,DISP=(OLD,DELETE,DELETE)
//PAC7XQ DD DSN=&&ARPMXQ,DISP=(OLD,DELETE,DELETE)
//PAC7JQ DD DSN=&INDSN..ARPMJQ,UNIT=&UWK,
//          DISP=(,CATLG,DELETE),
//          DCB=(RECFM=FB,LRECL=1105,BLKSIZE=11050),
//          SPACE=&SPAQJ
//DEFINE EXEC PGM=IDCAMS,COND=((0,NE,PCM500),(0,NE,PCM550))
//*-----
//*:STEPCHAT DD DSN=,DISP=SHR
//SYSPRINT DD SYSOUT=&OUT
//SYSIN DD DSN=&INDSN..BVPSY(DFBVPQJ),DISP=SHR
//*
//PCM560 EXEC PGM=BVPCM560,COND=((0,NE,PCM500),(0,NE,PCM550))
//*-----
//*:STEPCHAT DD DSN=&VSAMCAT,DISP=SHR
//*:          DD DSN=&SYSTCAT,DISP=SHR
//STEPLIB DD DSN=&STEPLIB,DISP=SHR
//          DD DSN=$BCOB,DISP=SHR
//SYSOUT DD SYSOUT=&OUT
//SYSOUX DD SYSOUT=&OUT
//SYSPRINT DD SYSOUT=&OUT
//PAC7JQ DD DSN=&INDSN..ARPMJQ,DISP=SHR
//PAC7QJ DD DSN=&INDSV..BVPQJ,DISP=SHR
//*
//IEF14 EXEC PGM=IEFBR14,COND=(0,NE,PCM560)
//*-----
//DD1 DD DSN=*.PCM560.PAC7JQ,DISP=(SHR,DELETE,DELETE)

```

## Purge

### PUPM - Introduction

The purge procedure is used to analyze, in production intra-sessions, the data saved in the Repository related to the generated entities of BASIC-type SCM Environments. This procedure also generates deletion transactions of redundant data in order to keep the trace of the last generation only.

#### Execution conditions

As this procedure updates the network, the AR, AN, AJ and AY files must be closed to on-line use (except for hardware environments that support concurrent on-line and batch access).

#### Abnormal execution

The procedure can be restarted once the problem has been solved.



## PUPM - Input / Processing / Results

A '\*' line with the user code and password of the Manager.

Position	Length	Value	Meaning
2	1	'*'	Line code
3	8	uuuuuuuu	User code
11	8	pppppppp	Password

### Printed output

This procedure prints a validity report for the SCM Environments encountered. Only the valid Environments will be processed subsequently.

### Results

This procedure outputs a sequential file which contains the update transactions of the Development Database. This file must be used as input to the UPDP procedure to update the Repository.

## **PUPM - Description of Steps**

Input recognition: PTU001

Extraction: PCM450

This step scans the Development Database and extracts the redundant data.

Code	Physical name	Type	Label
PAC7AE	&INDSV..BVP AE	Input	Error messages
PACGGN	&INDSV..BVP GN	Input	Administration Database index
PACGGR	&INDSV..BVP GR	Input	Administration Database data
PACGGU	&INDSV..BVP GU	Input	Administration Database users
PAC7AN	&INDUV..&BASE.AN	Input	Development Database index
PAC7AR	&INDUV..&BASE.AR	Input	Development Database data
PAC7MB	&&PUPMMB	Input	User transactions
PAC7BM	&&PUPMBM	Output	User assignment
PAC7EX	&&PUPMEX	Output	Extracted transactions
PAC7ET		Report	Environment types validation
PAC7DD		Report	Authorizations control
SORTWK01		Sort	

Code	Physical name	Type	Label
SORTWK02		Sort	
SORTWK03		Sort	

#### Generation of purge transactions: PCM460

This step checks the extracted transactions, deletes the duplicated transactions and generates purge transactions.

Code	Physical name	Type	Label
PAC7AE	&INDSV..BVP AE	Input	Error messages
PAC7AN	&INDUV..&BASE.AN	Input	Development Database index
PAC7AR	&INDUV..&BASE.AR	Input	Development Database data
PAC7BM	&&PUPMBM	Input	User assignment
PAC7EX	&&PUPMEX	Input	Extracted transactions
PAC7GY SORTWK01	&INDUN..&BASE.MY	Output Sort	generated purge transactions
SORTWK02		Sort	
SORTWK03		Sort	

#### Formatting of transactions: PAF900

Code	Physical name	Type	Label
PAC7AR	&INDUV..&BASE.AR	Input	Development Database data
PAC7AN	&INDUV..&BASE.AN	Input	Development Database index
PAC7AE	&INDSV..BVP AE	Input	Error messages
PACGGR	&INDSV..BVPGR	Input	Administration Database data
PACGGN	&INDSV..BVPGN	Input	Administration Database index
PACGGU	&INDSV..BVPGU	Input	Administration Database users
PAC7GY	&INDUN..&BASE.MY	Input	Update transactions
PAC7MV	&&PAC7MV	Output	Formatting transactions (must be able to contain all the input transactions plus the elementary deletion transactions generated by the multiple deletion transactions) (length=170)
PAC7ME	&&PAC7ME	Output	Work file (length=372)
PAC7MW		Output	Work file (length=170)

Code	Physical name	Type	Label
PAC7MX		Output	Work file (length=743)
PAC7MY		Output	Work file (length=743)

### Update of the Development Database: PACA15

Code	Physical name	Type	Label
PAC7AR	&INDUV..&BASE.AR	Output	Development Database Data file
PAC7AN	&INDUV..&BASE.AN	Output	Development Database index
PAC7AY	&INDUV..&BASE.AY	Output	Development Database extension
PAC7AJ	&INDUV..&BASE.AJ	Output	Development Database journal
PAC7AE	&INDSV..BVP AE	Input	Error messages
PACGGN	&INDSV..BVP GN	Input	Administration Database Index file
PACGGR	&INDSV..BVP GR	Input	Administration Database Data file
PACGGY	&INDSV..BVP GY	Input	Administration Database Extension
PACGGU	&INDSV..BVP GU	Input	Administration Database users
PAC7DC	DUMMY	Input	DSMS file of Development Database Elements
PAC7ME	&&PAC7ME	Input	Work file
PAC7MV	&&PAC7MV	Input	Update transactions
PAC7RB	DUMMY	Output	UPDT erroneous transactions (length=80)
PAC7RY	DUMMY	Output	UPDP erroneous transactions (length=310)
PAC7IE		Report	Update report (length=132)
PAC7IF		Report	List of erroneous transactions (length=132)

The list of user transactions is preceded by a banner with the user code.

Return codes:

- 0: OK, no error
- 2: Warning
- 4: Error

## PUPM - Execution JCL

```

/*-----
/*      VISUALAGE PACBASE
/*-----
/* PURGE
/*-----
/*
/* INPUT      : USER IDENTIFICATION
/* COL 2      : "*"
/* COL 3      : USER CODE
/* COL 11     : PASSWORD
/*-----
//BVPPUPM PROC BASE=$BASE,                CODE OF DEVPT DATABASE
//          INDSV='$INDSV',                INDEX OF SYSTEM VSAM FILES
//          INDSN='$INDSN',                INDEX OF SYSTEM NON VSAM FILES
//          INDUV='$INDUV',                INDEX OF USER VSAM FILES
//          INDUN='$INDUN',                INDEX OF USER NON VSAM FILES
//*:        VSAMCAT=$VCAT',                USER VSAM CATALOG
//*:        SYSTCAT='$SCAT',                SYSTEM VSAM CATALOG
//          STEPLIB='$HLQ..SBVPMBR8',      LIBRARY OF LOAD-MODULES
//          SORTLIB='$BIBT',                SORT LIBRARY
//          OUT=$OUT,                       UTILITIES AND ERRORS OUTPUT CLASS
//          OUTL=$OUT,                       OUTPUT CLASS OF REPORTS
//          UWK=$UWK,                         WORK UNIT
//          LSR='BLSR',                       LSR BATCH SYSTEM NAME
//          SPAMY='(TRK,(50,10),RLSE)',      GENER. TRANSACTION SPACE
//          SPAEX='(TRK,(100,10),RLSE)',      EXTRACTION SPACE
//          SPAMB='(TRK,(100,10),RLSE)'      TRANSACTION SPACE
//*****
//INPUT EXEC PGM=BVPTU001
/*-----
//STEPLIB DD DSN=&STEPLIB,DISP=SHR
//          DD DSN=$BCOB,DISP=SHR
//CARTE   DD DDNAME=SYSIN
//PAC7MB  DD DSN=&PUPMMB,DISP=(,PASS),
//          UNIT=&UWK,SPACE=(TRK,(5,1),RLSE),
//          DCB=(RECFM=FB,LRECL=80,BLKSIZE=6160)
//VERIFY EXEC PGM=IDCAMS
/*-----
//*:STEPCAT DD DSN=&VSAMCAT,DISP=SHR
//*:        DD DSN=&SYSTCAT,DISP=SHR
//SYSPRINT DD SYSOUT=&OUT
//PAC7AN  DD DSN=&INDUV..&BASE.AN,DISP=SHR
//PAC7AR  DD DSN=&INDUV..&BASE.AR,DISP=SHR
//PACGGN  DD DSN=&INDSV..BVPGN,DISP=SHR
//PACGGR  DD DSN=&INDSV..BVPGR,DISP=SHR
//PACGGU  DD DSN=&INDSV..BVPGU,DISP=SHR
//SYSIN   DD DSN=&INDSN..BVPSY(VERIFAN),DISP=SHR
//          DD DSN=&INDSN..BVPSY(VERIFAR),DISP=SHR
//          DD DSN=&INDSN..BVPSY(VERIFGN),DISP=SHR
//          DD DSN=&INDSN..BVPSY(VERIFGR),DISP=SHR
//          DD DSN=&INDSN..BVPSY(VERIFGU),DISP=SHR
//DELMY   EXEC PGM=IDCAMS
/*-----

```

```

//*:STEPCAT DD DSN=&VSAMCAT,DISP=SHR
//*:      DD DSN=&SYSTCAT,DISP=SHR
//SYSPRINT DD SYSOUT=&OUT
//SYSIN DD DSN=&INDUN..&BASE.SY(DL&BASE.MY),DISP=SHR
//ALLOCMY EXEC PGM=IEFBR14
//*-----
//SYSPRINT DD SYSOUT=&OUT
//ALLOCMY DD DSN=&INDUN..&BASE.MY,
//      DISP=(,CATLG),
//      UNIT=$UNITUN,
//      VOL=SER=$VOLUN,
//      DCB=(RECFM=FB,LRECL=310,BLKSIZE=6200),
//      SPACE=&SPAMY
//PCM450 EXEC PGM=BVPCM450
//*-----
//STEPLIB DD DSN=&STEPLIB,DISP=SHR
//      DD DSN=$BCOB,DISP=SHR
//*:STEPCAT DD DSN=&VSAMCAT,DISP=SHR
//*:      DD DSN=&SYSTCAT,DISP=SHR
//SORTLIB DD DSN=&SORTLIB,DISP=SHR
//SYSOUT DD SYSOUT=&OUT
//SYSUDUMP DD SYSOUT=&OUT
//PAC7AE DD DSN=&INDSV..BVPAE,DISP=SHR
//ANLSR DD DSN=&INDUV..&BASE.AN,DISP=SHR
//PAC7AN DD SUBSYS=(&LSR,'DDNAME=ANLSR','BUFND=40','BUFNI=30')
//ARLSR DD DSN=&INDUV..&BASE.AR,DISP=SHR
//PAC7AR DD SUBSYS=(&LSR,'DDNAME=ARLSR','BUFND=40')
//GNLSR DD DSN=&INDSV..BVPGN,DISP=SHR
//PACGGN DD SUBSYS=(&LSR,'DDNAME=GNLSR','BUFND=10','BUFNI=10')
//GRLSR DD DSN=&INDSV..BVPGR,DISP=SHR
//PACGGR DD SUBSYS=(&LSR,'DDNAME=GRLSR','BUFND=10')
//GULSR DD DSN=&INDSV..BVPGU,DISP=SHR
//PACGGU DD SUBSYS=(&LSR,'DDNAME=GULSR','BUFND=10','BUFNI=10')
//PAC7ET DD SYSOUT=&OUTL,DCB=BLKSIZE=133
//PAC7MB DD DSN=&&PUPMMB,DISP=(OLD,DELETE)
//PAC7DD DD SYSOUT=&OUTL
//PAC7EX DD DSN=&&PUPMEX,DISP=(,PASS),
//      UNIT=&UWK,SPACE=&SPAEX,
//      DCB=(RECFM=FB,LRECL=97,BLKSIZE=9700)
//PAC7BM DD DSN=&&PUPMBM,DISP=(,PASS),
//      UNIT=&UWK,SPACE=(TRK,(5,1),RLSE),
//      DCB=(RECFM=FB,LRECL=80,BLKSIZE=800)
//SORTWK01 DD UNIT=&UWK,SPACE=(CYL,(3,1),,CONTIG)
//SORTWK02 DD UNIT=&UWK,SPACE=(CYL,(3,1),,CONTIG)
//SORTWK03 DD UNIT=&UWK,SPACE=(CYL,(3,1),,CONTIG)
//PCM460 EXEC PGM=BVPCM460,COND=(0,NE,PCM450)
//*-----
//STEPLIB DD DSN=&STEPLIB,DISP=SHR
//      DD DSN=$BCOB,DISP=SHR
//*:STEPCAT DD DSN=&VSAMCAT,DISP=SHR
//*:      DD DSN=&SYSTCAT,DISP=SHR
//SORTLIB DD DSN=&SORTLIB,DISP=SHR
//SYSOUT DD SYSOUT=&OUT
//SYSUDUMP DD SYSOUT=&OUT
//SYSOUX DD SYSOUT=&OUT

```

```

//SYSPRINT DD SYSOUT=&OUT
//PAC7AE DD DSN=&INDSV..BVPAE,DISP=SHR
//ANLSR DD DSN=&INDUV..&BASE.AN,DISP=SHR
//PAC7AN DD SUBSYS=(&LSR,'DDNAME=ANLSR','BUFND=40','BUFNI=30')
//ARLSR DD DSN=&INDUV..&BASE.AR,DISP=SHR
//PAC7AR DD SUBSYS=(&LSR,'DDNAME=ARLSR','BUFND=40')
//PAC7BM DD DSN=&&PUPMBM,DISP=(OLD,PASS)
//PAC7EX DD DSN=&&PUPMEX,DISP=(OLD,PASS)
//PAC7GY DD DSN=&INDUN..&BASE.MY,DISP=SHR
//SORTWK01 DD UNIT=&UWK,SPACE=(CYL,(3,1),,CONTIG)
//SORTWK02 DD UNIT=&UWK,SPACE=(CYL,(3,1),,CONTIG)
//SORTWK03 DD UNIT=&UWK,SPACE=(CYL,(3,1),,CONTIG)
//PAF900 EXEC PGM=BVPAF900,COND=((0,NE,PCM450),(0,NE,PCM460))
//*-----
//*:STEPCHAT DD DSN=&SYSTCAT,DISP=SHR
//*: DD DSN=&VSAMCAT,DISP=SHR
//STEPLIB DD DSN=&STEPLIB,DISP=SHR
// DD DSN=$BCOB,DISP=SHR
//SYSOUT DD SYSOUT=&OUT
//SYSOUX DD SYSOUT=&OUT
//SYSPRINT DD SYSOUT=&OUT
//SYSUDUMP DD SYSOUT=&OUT
//PAC7AE DD DSN=&INDSV..BVPAE,DISP=SHR
//ANLSR DD DSN=&INDUV..&BASE.AN,DISP=SHR
//PAC7AN DD SUBSYS=(&LSR,'DDNAME=ANLSR','BUFND=40','BUFNI=30')
//ARLSR DD DSN=&INDUV..&BASE.AR,DISP=SHR
//PAC7AR DD SUBSYS=(&LSR,'DDNAME=ARLSR','BUFND=40')
//GNLSR DD DSN=&INDSV..BVPGN,DISP=SHR
//PACGGN DD SUBSYS=(&LSR,'DDNAME=GNLSR','BUFND=10','BUFNI=10')
//GRLSR DD DSN=&INDSV..BVPGR,DISP=SHR
//PACGGR DD SUBSYS=(&LSR,'DDNAME=GRLSR','BUFND=10')
//GULSR DD DSN=&INDSV..BVPGU,DISP=SHR
//PACGGU DD SUBSYS=(&LSR,'DDNAME=GULSR','BUFND=10','BUFNI=10')
//PAC7GY DD DSN=&INDUN..&BASE.MY,DISP=SHR
//PAC7ME DD DSN=&&PAC7ME,DISP=(,PASS),UNIT=&UWK,
// SPACE=&SPAMB,
// DCB=(RECFM=FB,LRECL=372,BLKSIZE=27156)
//PAC7MV DD DSN=&&PAC7MV,DISP=(,PASS),UNIT=&UWK,
// SPACE=&SPAMB,
// DCB=(RECFM=FB,LRECL=170,BLKSIZE=6120)
//PAC7MW DD DISP=(,DELETE),UNIT=&UWK,
// SPACE=&SPAMB,
// DCB=(RECFM=FB,LRECL=170,BLKSIZE=6120)
//PAC7MX DD DISP=(,DELETE),UNIT=&UWK,
// SPACE=&SPAMB,
// DCB=(RECFM=FB,LRECL=748,BLKSIZE=26928)
//PAC7MY DD DISP=(,DELETE),UNIT=&UWK,
// SPACE=&SPAMB,
// DCB=(RECFM=FB,LRECL=748,BLKSIZE=26928)
//PACA15 EXEC PGM=BVPACA15,COND=((0,NE,PCM450),(0,NE,PCM460),
// (0,NE,PAF900))
//*-----
//STEPLIB DD DSN=&STEPLIB,DISP=SHR
// DD DSN=$BCOB,DISP=SHR
//*:STEPCHAT DD DSN=&SYSTCAT,DISP=SHR

```

```

//*:      DD DSN=&VSAMCAT,DISP=SHR
//SYSOUT DD SYSOUT=&OUT
//PAC7AE DD DSN=&INDSV..BVP AE,DISP=SHR
//PAC7AJ DD DSN=&INDUV..&BASE.AJ,DISP=SHR
//ANLSR  DD DSN=&INDUV..&BASE.AN,DISP=SHR
//PAC7AN DD SUBSYS=(&LSR,'DDNAME=ANLSR','BUFND=40','BUFNI=30')
//ARLSR  DD DSN=&INDUV..&BASE.AR,DISP=SHR
//PAC7AR DD SUBSYS=(&LSR,'DDNAME=ARLSR','BUFND=40')
//AYLSR  DD DSN=&INDUV..&BASE.AY,DISP=SHR
//PAC7AY DD SUBSYS=(&LSR,'DDNAME=AYLSR','BUFND=40')
//GNLSR  DD DSN=&INDSV..BVP GN,DISP=SHR
//PACGGN DD SUBSYS=(&LSR,'DDNAME=GNLSR','BUFND=10','BUFNI=10')
//GRLSR  DD DSN=&INDSV..BVP GR,DISP=SHR
//PACGGR DD SUBSYS=(&LSR,'DDNAME=GRLSR','BUFND=10')
//GYLSR  DD DSN=&INDSV..BVP GY,DISP=SHR
//PACGGY DD SUBSYS=(&LSR,'DDNAME=GYLSR','BUFND=10')
//GULSR  DD DSN=&INDSV..BVP GU,DISP=SHR
//PACGGU DD SUBSYS=(&LSR,'DDNAME=GULSR','BUFND=10','BUFNI=10')
//PAC7DC DD DUMMY
//PAC7IE DD SYSOUT=&OUTL
//PAC7IF DD SYSOUT=&OUTL
//PAC7ME DD DSN=&&PAC7ME,DISP=(OLD,DELETE)
//PAC7MV DD DSN=&&PAC7MV,DISP=(OLD,DELETE)
//PAC7RB DD DUMMY
//PAC7RY DD DUMMY
//SYSUDUMP DD SYSOUT=&OUT

```

---

## Pac/Transfer

### Introduction

The purpose of the Pac/Transfer facility is to provide an easy versioning of the developments made in the Development Database; it automates the transfers of update transactions between two sessions or more.

Pac/Transfer scans the Development Database archived Journal file and reads the Administration Database where the processing parameters are stored.

These parameters define one or more source environments. Each source environment can correspond to one or more target environments.

Pac/Transfer selects, from the archived Journal file, the transactions that match the criteria defined via these parameters.

Pac/Transfer then generates update transactions for the target environment(s) defined in these parameters.

These transactions are used by the VA Pac batch update procedure (UPDT). If the Development Database is under DSMS control, such updates are automatically included in this control.

## Functionalities

Pac/Transfer is used to transfer updates made in a source session to one or several target sessions.

Once a development is completed in a test session, it is possible to transfer this session's contents into another validation-dedicated session, and, if necessary, into another session dedicated to production-turnover.

In the transfer file, the selected transactions from the source session are duplicated as many times as there are target sessions.

There are no constraints regarding the chronological order of sessions. It is possible to transfer the transactions entered in a given source session into a later target session (target-session number greater than that of the source session), just as it is possible to transfer it onto a previous target session (target-session number smaller than that of the source session).

## Note

The transfer parameters are stored in the Administration Database, for all the Development Databases managed by the Administrator. The list of these Databases is itself defined in the Administration Database.

The Development Database notion is then important to parameterize Pac/Transfer.

You need to have defined a logical Database code for each Development Database.

The logical Database code used is the one entered when you restore the Development Database with the REST procedure execution.

In batch Pac/Transfer processing procedures, it is not necessary to indicate the logical code of the Development Database. The code indicated in the data file of the Database processed will be systematically taken into account. This code will be used as a link between the Development Database and the transfer sets stored in the Administration Database throughout the processing, as indicated above.

## **Chronology of Processing**

1. Updating the transfer parameters (TRUP)

Process to be executed if there are new Transaction Sets to be defined, or if parameters of existing Sets are to be modified.



2. Compressing the archived journal

Optional process (depending on the site).

3. Creating the transfer file

4. Preparing the DSMS environment

Process to be executed only if the Database is under DSMS control.

5. Generating the transfer transactions

6. Updating the Development Database

7. Reinitializing the DSMS environment

Process to be executed only if the Database is under DSMS control.

## **Update of Transfer Parameters**

### **TRUP - Introduction**

Pac/Transfer processing is based on user-defined parameters stored in the Administration Database. These parameters are used in all the Pac/Transfer procedures.

These parameters must be created -- via a TRUP execution -- prior to any Pac/transfer operation. Any change to one of these parameters must be followed by a new TRUP execution.

Several sets of transfer parameters, called Transfer Sets, may be defined.

A Transfer Set is linked to a Development Database.

A Transfer Set may be used for several Development Databases.

When executing the TRUP procedure, an access to the Development Database is performed in order to validate the parameters which make up the transfer set, and then these parameters are stored in the Administration Database.

The transfer set identifier stored in this Database is constituted of the 'Development Database logical code' + 'transfer set code'. The Development Database logical code is automatically assigned to the identifier during the TRUP procedure processing.

The other Pac/Transfer batch procedures follow the same principle: they search for the processing parameters in the Administration Database with an identifier constituted of the Development Database logical code and the transfer set code.

By defining several Transfer Sets, you obtain flexible transfer operations, fully adaptable to your own requirements.

The transfer parameters, described below, define one Transfer Set. It is not possible to set parameters common to all Sets.

### Transfer parameters

- Transfer set header line

It is required at the beginning of the transactions related to the transfer set. It identifies the transfer set to which the parameters entered on the continuation lines are related.

- Session number

It is required to specify one source session and at least one target session. If you specify several target sessions, transactions entered in the source session will be transferred to each specified target session.

**Note:** For each transfer request line, you must specify an order number so as to ensure the adequate chronology of transfers. This is particularly important when several source sessions have the same target session.

- Library

By default, all the Libraries of the Development Database are taken into account for the requested source session; these Libraries are also the targets of the transfers.

You may restrict the scope of a transfer by selecting one particular source Library, which then becomes the default target Library. This means that you have the wider option of selecting one or more target Libraries.

**Note:** If the source Library is to be among the selected target Libraries, specify its code explicitly.

If you specify several target Libraries, the transactions related to the selected source Library will be transferred to each of the target Libraries.

**Example:** When a transfer is defined from one source session to TWO target sessions, and from one source Library to THREE target Libraries, the volume of the transferred transactions will be SIX times larger than the volume of the selected transactions.

- User

As a default, the transactions entered by ANY Development Database user are transferred under a unique user code.

You may restrict the scope of the transfer by selecting one particular source user-code, which will be considered as the default target user-code. You may therefore also select a target user-code different from the selected source user-code.

- DSMS change number

This type of selection refers to Development Databases under DSMS control only.

By default, the transactions associated to ANY Change are transferred under the same Change number.

You may restrict the scope of the transfer by selecting one particular source Change number, which will be considered as the default target Change number. You may also select a target Change number different from the source Change number.

All the transactions can be transferred under a single target user code.

**Note:** This option overrides any target user selection described above.

#### Execution conditions

Since this procedure updates the network, the GR, GN, GJ and GY files must be closed to on-line access (except on hardware which supports batch/on-line concurrency).

#### Printed report

Printout of the content of the parameter file.

#### **TRUP - User Input**

User identification line (required)

Position	Length	Value	Meaning
2	1	'*	Line code
3	8	uuuuuuuu	User code
11	8	pppppppp	Password

Transfer set header line (required)

This line must precede the update transactions of a transfer set. It identifies the transfer set to which the following transactions are related.

Position	Length	Value	Meaning
1	1		Action code
		'C'	Creation
		'M'	Modification
		'D'	Deletion
		' '	Creation or modification depending on the Database status
		'X'	Equal to ' ', with no uppercase conversion of the label
2	2	'GA'	Line type
4	10		Transfer set code (required) different from 999999999 and *****
14	36		Transfer set label (required in creation mode)

#### Session selection line

A Transfer Set must include at least one selection line of this type.

Position	Length	Value	Meaning
1	1		Action code
		'C'	Creation
		'M'	Modification
		'D'	Deletion
		' '	Creation or modification depending on the Database state
		'X'	Equal to ' ', with no uppercase conversion of the label
2	2	'GS'	Line type
4	4		Source session (required)
13	2		Line number (two lines only are authorized)
		'00'	First line for the 9 first target sessions (default value)
		'01'	Continuation line for the 9 following target sessions, if necessary (the target session number is limited to 18: the input in position 1 to 7 on the first line must be repeated on continuation line).

Position	Length	Value	Meaning
15	3		Sequence number of transfers (required and numeric)
18	36		List of target sessions: The sessions are entered without 'T' and are not followed by blanks (one session is required at least)

#### Library selection line

Position	Length	Value	Meaning
1	1		Action code:
		'C'	Creation
		'M'	Modification
		'D'	Deletion
		' '	Creation or modification depending on the Database state
		'X'	equal to ' ', with no uppercase conversion of the label
2	2	'GB'	Line type
4	3		Source Library (required)
13	60		Library codes (20 max.) Default: source Library. Library codes are not separated by blanks.

#### Selection line of user codes

Position	Length	Value	Meaning
1	1		Action code
		'C'	Creation
		'M'	Modification
		'D'	Deletion
		' '	Creation or modification depending on the Database state
		'X'	Equal to ' ', without any uppercase conversion of the label
2	2	'GU'	Line type
4	8		Source user code (required)

Position	Length	Value	Meaning
13	8		Target user code Default: source user code

Selection line of DSMS changes

Position	Length	Value	Meaning
1	1		Action code:
		'C'	Creation
		'M'	Modification
		'D'	Deletion
		' '	Creation or modification depending on the Database state
		'X'	Equal to ' ', without any uppercase conversion of the label
2	2	'GC'	Line type
4	3		Source product code (required) it must be left-justified
7	6		Source Change number (required)
13	3		Target product code must be left-justified
16	6		Target Change number Default: Source product/Change
22	8		Target user code Default: Source user

Request line for multiple deletions

Multiple deletions may be requested at many levels:

- on each selection type for a Transfer Set,
- on a whole Transfer Set,
- on all the Sets of a Development Database.

Position	Length	Value	Meaning
1	1	'B'	Multiple deletion request
2	2	'GA'	Deletion of the whole Set
		'GS'	Deletion of Set lines: 'GS' 'GB' 'GC' and 'GU'
		'GB'	Deletion of 'GB' Set lines

Position	Length	Value	Meaning
		'GU'	Deletion of 'GU' Set lines
		'GC'	Deletion of 'GC' Set lines
4	10		Only if value 'GA' in columns 2 and 3.
		IIIIIIII	Set code
		'*****'	Deletion of all the Sets of a Development Database

## TRUP - Description of Steps

Input recognition: PTU001

Check of VSAM files: IDCAMS

Update of the Administration Database: PTUG20

This step updates the Administration Database in order to store the selection parameters.

Code	Physical name	Type	Label
PAC7AR	&INDUV.&BASE.AR	Input	Development Database data file
PAC7AN	&INDUV.. &BASE.AN	Input	Development Database index file
PAC7AY	DUMMY	Output	Development Database extension data
PACGGU	&INDSV..BVPGU	Input	Users file
PAC7AE	&INDSV..BVPAE	Input	Error messages file
PACGGR	&INDSV..BVPGR	Input/ Output	Administration Database data file
PACGGN	&INDSV..BVPGN	Input/ Output	Administration Database index file
PACGGY	&INDSV..BVPGY	Input/ Output	Administration Database extension data file
PACGGJ	&INDSV..BVPJ	Input/ Output	Administration Database Journal file
PAC7MC	&&TRUPMB	Input	Parameters update transactions file
PAC7ME	&&PAC7ME	Input/ Output	Work file
PAC7MY	&&PAC7MY	Input/ Output	Work file

Code	Physical name	Type	Label
PAC7TB	&&PAC7TB	Input/ Output	Work file
PAC7BM	&&PAC7BM	Output	Parameters print request file
PAC7ET		Report	Input validation
PAC7IE		Report	Administration Database update report
PAC7IF		Report	Administration Database update errors
PAC7DD		Report	Output report: validation of '*' line in relation to the Development Database
PAC7DE		Report	Output report: validation of '*' line in relation to the Administration Database
SORTWK01		Sort	
SORTWK02		Sort	
SORTWK03		Sort	

#### Extraction of the Administration Database: PTUG30

Code	Physical name	Type	Label
PAC7AE	&INDSV..BVP AE	Input	Error messages
PACGGN	&INDSV..BVP GN	Input	Administration Database index
PACGGR	&INDSV..BVP GR	Input	Administration Database data
PACGGU	&INDSV..BVP GU	Input	Administration Database users
PAC7AN	&INDSV..BVP GN	Input	Administration Database index
PAC7AR	&INDSV..BVP GR	Input	Administration Database data
PAC7AY	DUMMY	Input	Administration Database extension data
PAC7MB	&&PAC7MB	Input	Extraction request file
PAC7GL	&&PAC7GL	Output	Target sessions list
PAC7UY	&&PAC7UY	Output	Reduced parameters file
PAC7DD		Report	'*' line validation report
PAC7TK	&&PAC7TK	Input/Output	Work file
SORTWK01		Sort	
SORTWK02		Sort	



Code	Physical name	Type	Label
SORTWK03		Sort	

Printing of selection parameters: PTUG31

Code	Physical name	Type	Label
PAC7AE	&INDSV..BVPAE	Input	Error messages file
PAC7UY	&&PAC7UY	Input	Reduced parameters file
PAC7MB	&&PAC7BM	Input	Extraction request file
PAC7ET		Report	Printing of the selection parameters list

Printing of the target Sessions file: PTUG32

Code	Physical name	Type	Label
PAC7AE	&INDSV..BVPAE	Input	Error messages
PAC7MB	&&PAC7BM	Input	Extraction request file
PAC7GL	&&PAC7GL	Input	Target session
PAC7ET		Report	Printing of the target sessions list
SORTWK01		Sort	
SORTWK02		Sort	
SORTWK03		Sort	

**TRUP - Execution JCL**

```

/** -----
/**      VISUALAGE PACBASE
/**
/** -----
/**      PAC/TRANSFER:
/**      UPDATE OF THE TRANSFER PARAMETERS
/** -----
/**
/** PAC/TRANSFER - PROCESSING IS BASED ON THE USER-DEFINED
/** PARAMETERS STORED IN THE ADMINISTRATION DATABASE.
/** THESE PARAMETERS CONTROL THE VARIOUS PROCESSES OF THE
/** PROCEDURES OF FACILITY.
/**
/** -----
/**
/**/BVPTRUP PROC BASE=$BASE,                CODE OF DEVPT DATABASE
/**      INDUV='$INDUV',                    INDEX OF VSAM USER FILE
/**      INDSV='$INDSV',                    INDEX OF VSAM SYSTEM FILE
/**      INDSN='$INDSN',                    INDEX OF NON VSAM SYSTEM FILE

```

```

//      OUT=$OUT,                                OUTPUT CLASS
//*:      VSAMCAT='$VCAT',                        USER VSAM CATALOG
//*:      SYSTCAT='$SCAT',                        DEVPT SYSTEM VSAM CATALOG
//      STEPLIB='$HLQ..SBVPMBR8',                LOAD-MODULES LIBRARY
//      SORTLIB='$BIBT',                          SORT LIBRARY
//      LSR='BLSR',                                LSR BATCH SYSTEM NAME
//      CYL=5,                                    SORTWORK SPACE
//      UWK=$UWK                                  WORK UNIT
//*****
//INPUT EXEC PGM=BVPTU001
//*-----
//STEPLIB DD DSN=&STEPLIB,DISP=SHR
//      DD DSN=$BCOB,DISP=SHR
//CARTE DD DDNAME=SYSIN
//PAC7MB DD DSN=&&TRUPMB,DISP=(,PASS),
//      UNIT=&UWK,SPACE=(TRK,(5,1),RLSE),
//      DCB=(RECFM=FB,LRECL=80,BLKSIZE=6160)
//VERIFY EXEC PGM=IDCAMS
//*-----
//*:STEPCAT DD DSN=&VSAMCAT,DISP=SHR
//*:      DD DSN=&SYSTCAT,DISP=SHR
//SYSPRINT DD SYSOUT=&OUT
//PAC7AN DD DSN=&INDUV..&BASE.AN,DISP=SHR
//PAC7AR DD DSN=&INDUV..&BASE.AR,DISP=SHR
//PACGGJ DD DSN=&INDSV..BVPGJ,DISP=SHR
//PACGGN DD DSN=&INDSV..BVPGN,DISP=SHR
//PACGGR DD DSN=&INDSV..BVPGR,DISP=SHR
//PACGGU DD DSN=&INDSV..BVPGU,DISP=SHR
//SYSIN DD DSN=&INDSN..BVPSY(VERIFAN),DISP=SHR
//      DD DSN=&INDSN..BVPSY(VERIFAR),DISP=SHR
//      DD DSN=&INDSN..BVPSY(VERIFGJ),DISP=SHR
//      DD DSN=&INDSN..BVPSY(VERIFGN),DISP=SHR
//      DD DSN=&INDSN..BVPSY(VERIFGR),DISP=SHR
//      DD DSN=&INDSN..BVPSY(VERIFGU),DISP=SHR
//PTUG20 EXEC PGM=BVPTUG20
//*-----
//STEPLIB DD DSN=&STEPLIB,DISP=SHR
//      DD DSN=$BCOB,DISP=SHR
//SORTLIB DD DSN=&SORTLIB,DISP=SHR
//*:STEPCAT DD DSN=&VSAMCAT,DISP=SHR
//*:      DD DSN=&SYSTCAT,DISP=SHR
//SYSOUT DD SYSOUT=&OUT
//SYSPRINT DD SYSOUT=&OUT
//SORTWK01 DD UNIT=SYSDA,SPACE=(CYL,&CYL,,CONTIG)
//SORTWK02 DD UNIT=SYSDA,SPACE=(CYL,&CYL,,CONTIG)
//SORTWK03 DD UNIT=SYSDA,SPACE=(CYL,&CYL,,CONTIG)
//PAC7AE DD DSN=&INDSV..BVPAE,DISP=SHR
//PACGGN DD DSN=&INDSV..BVPGN,DISP=SHR
//PACGGR DD DSN=&INDSV..BVPGR,DISP=SHR
//PACGGY DD DSN=&INDSV..BVPGY,DISP=SHR
//PACGGU DD DSN=&INDSV..BVPGU,DISP=SHR
//PACGGJ DD DSN=&INDSV..BVPGJ,DISP=SHR
//ANLSR DD DSN=&INDUV..&BASE.AN,DISP=SHR
//PAC7AN DD SUBSYS=(&LSR,'DDNAME=ANLSR','BUFND=40','BUFNI=30')
//ARLSR DD DSN=&INDUV..&BASE.AR,DISP=SHR

```

```

//PAC7AR DD SUBSYS=(&LSR,'DDNAME=ARLSR','BUFND=40')
//PAC7AY DD DUMMY
//PAC7MY DD DSN=&&PAC7MY,DISP=(,PASS),
// UNIT=&UWK,SPACE=(TRK,(60,15),RLSE),
// DCB=(RECFM=FB,LRECL=80,BLKSIZE=32000)
//PAC7ME DD DSN=&&PAC7ME,DISP=(,PASS),
// UNIT=&UWK,SPACE=(TRK,(60,15),RLSE),
// DCB=(RECFM=FB,LRECL=170,BLKSIZE=17000)
//PAC7TB DD DSN=&&PAC7TB,DISP=(,PASS),
// UNIT=&UWK,SPACE=(TRK,(60,15),RLSE),
// DCB=(RECFM=FB,LRECL=1028,BLKSIZE=10280)
//PAC7BM DD DSN=&&PAC7BM,DISP=(,PASS),
// UNIT=&UWK,SPACE=(TRK,(60,15),RLSE),
// DCB=(RECFM=FB,LRECL=80,BLKSIZE=32000)
//PAC7IE DD SYSOUT=&OUT
//PAC7IF DD SYSOUT=&OUT
//PAC7DD DD SYSOUT=&OUT
//PAC7DE DD SYSOUT=&OUT
//PAC7ET DD SYSOUT=&OUT
//PAC7MC DD DSN=&&TRUPMB,DISP=(OLD,DELETE)
//PTUG30 EXEC PGM=BVPTUG30,COND=((0,NE,PTUG20))
//*-----
//STEPLIB DD DSN=&STEPLIB,DISP=SHR
// DD DSN=$BCOB,DISP=SHR
//SORTLIB DD DSN=&SORTLIB,DISP=SHR
//*:STEP CAT DD DSN=&VSAMCAT,DISP=SHR
//*: DD DSN=&SYSTCAT,DISP=SHR
//SYSOUT DD SYSOUT=&OUT
//SYSPRINT DD SYSOUT=&OUT
//SORTWK01 DD UNIT=SYSDA,SPACE=(CYL,&CYL,,CONTIG)
//SORTWK02 DD UNIT=SYSDA,SPACE=(CYL,&CYL,,CONTIG)
//SORTWK03 DD UNIT=SYSDA,SPACE=(CYL,&CYL,,CONTIG)
//PAC7AE DD DSN=&INDSV..BVP AE,DISP=SHR
//ANLSR DD DSN=&INDSV..BVP GN,DISP=SHR
//PAC7AN DD SUBSYS=(&LSR,'DDNAME=ANLSR','BUFND=10','BUFNI=10')
//ARLSR DD DSN=&INDSV..BVP GR,DISP=SHR
//PAC7AR DD SUBSYS=(&LSR,'DDNAME=ARLSR','BUFND=10')
//PAC7AY DD DUMMY
//GNLSR DD DSN=&INDSV..BVP GN,DISP=SHR
//PACGGN DD SUBSYS=(&LSR,'DDNAME=GNLSR','BUFND=10','BUFNI=10')
//GRLSR DD DSN=&INDSV..BVP GR,DISP=SHR
//PACGGR DD SUBSYS=(&LSR,'DDNAME=GRLSR','BUFND=10')
//GULSR DD DSN=&INDSV..BVP GU,DISP=SHR
//PACGGU DD SUBSYS=(&LSR,'DDNAME=GULSR','BUFND=10','BUFNI=10')
//PAC7MB DD DSN=&&PAC7BM,DISP=(OLD,PASS)
//PAC7GL DD DSN=&&PAC7GL,DISP=(,PASS),
// UNIT=&UWK,SPACE=(TRK,(60,15),RLSE),
// DCB=(RECFM=FB,LRECL=80,BLKSIZE=32000)
//PAC7TK DD DSN=&&PAC7TK,
// UNIT=&UWK,SPACE=(TRK,(60,15),RLSE),
// DCB=(RECFM=FB,LRECL=1028,BLKSIZE=10280)
//PAC7UY DD DSN=&&PAC7UY,DISP=(,PASS),
// UNIT=&UWK,SPACE=(TRK,(60,15),RLSE),
// DCB=(RECFM=FB,LRECL=180,BLKSIZE=18000)
//PAC7DD DD SYSOUT=&OUT

```

```

/**
//PTUG31 EXEC PGM=BVPTUG31,COND=((0,NE,PTUG20),(0,NE,PTUG30))
/**-----
//STEPLIB DD DSN=&STEPLIB,DISP=SHR
// DD DSN=$BCOB,DISP=SHR
/**:STEPCAT DD DSN=&VSAMCAT,DISP=SHR
/**: DD DSN=&SYSTCAT,DISP=SHR
//SYSOUT DD SYSOUT=&OUT
//SYSPRINT DD SYSOUT=&OUT
//PAC7AE DD DSN=&INDSV..BVPAE,DISP=SHR
//PAC7MB DD DSN=&&PAC7BM,DISP=(OLD,PASS)
//PAC7UY DD DSN=&&PAC7UY,DISP=(OLD,DELETE)

//PAC7ET DD SYSOUT=&OUT
//PTUG32 EXEC PGM=BVPTUG32,COND=((0,NE,PTUG20),(0,NE,PTUG30))
/**-----
//STEPLIB DD DSN=&STEPLIB,DISP=SHR
// DD DSN=$BCOB,DISP=SHR
//SORTLIB DD DSN=&SORTLIB,DISP=SHR
/**:STEPCAT DD DSN=&VSAMCAT,DISP=SHR
/**: DD DSN=&SYSTCAT,DISP=SHR
//SYSOUT DD SYSOUT=&OUT
//SYSPRINT DD SYSOUT=&OUT
//SORTWK01 DD UNIT=SYSDA,SPACE=(CYL,&CYL,,CONTIG)
//SORTWK02 DD UNIT=SYSDA,SPACE=(CYL,&CYL,,CONTIG)
//SORTWK03 DD UNIT=SYSDA,SPACE=(CYL,&CYL,,CONTIG)
//PAC7AE DD DSN=&INDSV..BVPAE,DISP=SHR
//PAC7GL DD DSN=&&PAC7GL,DISP=(OLD,DELETE)
//PAC7MB DD DSN=&&PAC7BM,DISP=(OLD,DELETE)
//PAC7ET DD SYSOUT=&OUT
/**

```

## Print of Transfer Parameters

### TRED - Introduction

This procedure prints all the parameters of each Development Database and transfer set.

It is possible to print all the parameters, or to print the parameters of one Development Database only.

### TRED - User Input

User identification line (required).

Position	Length	Value	Meaning
2	1	'*'	Line code
3	8	uuuuuuuu	User code
11	8	pppppppp	Password

Position	Length	Value	Meaning
29	4		Selection of the Development Database to be printed
		bbbb	Selection of a Database
		'****'	Selection of all Databases

## TRED - Description of Steps

Input recognition: PTU001

Check of VSAM files: IDCAMS

Validation of the processing request: PTUG28

Code	Physical name	Type	Label
PAC7AE	&INDSV..BVPAE	Input	Error messages
PACGGR	&INDSV..BVPGR	Input	Administration Database data
PACGGN	&INDSV..BVPGN	Input	Administration Database index
PACGGU	&INDSV..BVPGU	Input	Administration Database users
PAC7AR	&INDSV..BVPGR	Input	Administration Database data
PAC7MB	&&TREDMB	Input	Parameters print request
PAC7BM	&&TREDBM	Output	Parameters print request
PAC7DD		Report	Output report: user code validity check
PAC7ET		Report	Output report: validation of print request

Extraction of the Administration Database: PTUG30

Code	Physical name	Type	Label
PAC7AE	&INDSV..BVPAE	Input	Error messages
PACGGN	&INDSV..BVPGN	Input	Administration Database index
PACGGR	&INDSV..BVPGR	Input	Administration Database data
PACGGU	&INDSV..BVPGU	Input	Administration Database users
PAC7AN	&INDSV..BVPGN	Input	Administration Database index
PAC7AR	&INDSV..BVPGR	Input	Administration Database data
PAC7AY	DUMMY		
PAC7MB	&&PAC7BM	Input	Print requests file

Code	Physical name	Type	Label
PAC7GL	&&PAC7GL	Output	Target sessions file
PAC7UY	&&PAC7UY	Output	Reduced parameters file
PAC7TK	&&PAC7TK	Input/Output	Work file
PAC7DD		Report	'*' line validation report
SORTWK01		Sort	
SORTWK02		Sort	
SORTWK03		Sort	

Printing of selection parameters: PTUG31

Code	Physical name	Type	Label
PAC7AE	&INDSV..BVPAE	Input	Error messages
PAC7UY	&&PAC7UY	Input	Reduced parameters
PAC7MB	&&PAC7BM	Input	Extraction requests file
PAC7ET		Report	List of selection parameters

Printing of target Sessions list: PTUG32

Code	Physical name	Type	Label
PAC7AE	&INDSV..BVPAE	Input	Error messages
PAC7GL	&&PAC7GL	Input	Target sessions
PAC7MB	&&PAC7BM	Input	Extraction request file
PAC7ET		Report	List of target sessions
SORTWK01		Sort	
SORTWK02		Sort	
SORTWK03		Sort	

**TRED - Execution JCL**

```

/** -----
/**      VISUALAGE PACBASE
/**
/** -----
/**      PAC/TRANSFER -
/**      EDITING THE DATABASE PARAMETERS
/** -----
/**
/** FOR ALL THE DATABASE OR ONE DATABASE
/**

```

```

/** INPUT :
/** - USER IDENTIFICATION LINE (REQUIRED)
/**
/** -----
/**
/**BVPTRD PROC OUT=$OUT,                                OUPUT CLASS
/** INDSN='$INDSN',                                    INDEX OF NON VSAM USER FILE
/** INDSV='$INDSV',                                    INDEX OF VSAM SYSTEM FILE
/***:          VSAMCAT='$VCAT',                        USER VSAM CATALOG
/***:          SYSTCAT='$SCAT',                        DEVPT SYSTEM VSAM CATALOG
/** STEPLIB='$HLQ..SBVPMBR8',                          LOAD-MODULES LIBRARY
/** SORTLIB='$BIBT',                                    SORT LIBRARY
/** LSR='BLSR',                                        LSR BATCH SYSTEM NAME
/** CYL=5,                                             SORTWORK SPACE
/** UWK=$UWK                                           WORK UNIT
/*******
/**INPUT EXEC PGM=BVPTU001
/**-----
/**STEPLIB DD DSN=&STEPLIB,DISP=SHR
/**          DD DSN=$BCOB,DISP=SHR
/**CARTE DD DDNAME=SYSIN
/**PAC7MB DD DSN=&&TREDMB,DISP=(,PASS),
/**          UNIT=&UWK,SPACE=(TRK,(5,1),RLSE),
/**          DCB=(RECFM=FB,LRECL=80,BLKSIZE=6160)
/**VERIFY EXEC PGM=IDCAMS
/**-----
/***:STEPCAT DD DSN=&VSAMCAT,DISP=SHR
/***:          DD DSN=&SYSTCAT,DISP=SHR
/**SYSPRINT DD SYSOUT=&OUT
/**PACGGN DD DSN=&INDSV..BVPGN,DISP=SHR
/**PACGGR DD DSN=&INDSV..BVPGR,DISP=SHR
/**PACGGU DD DSN=&INDSV..BVPGU,DISP=SHR
/**SYSIN DD DSN=&INDSN..BVPSY(VERIFAN),DISP=SHR
/**          DD DSN=&INDSN..BVPSY(VERIFGR),DISP=SHR
/**          DD DSN=&INDSN..BVPSY(VERIFGN),DISP=SHR
/**          DD DSN=&INDSN..BVPSY(VERIFGU),DISP=SHR
/**PTUG28 EXEC PGM=BVPTUG28
/**-----
/**STEPLIB DD DSN=&STEPLIB,DISP=SHR
/**          DD DSN=$BCOB,DISP=SHR
/***:STEPCAT DD DSN=&VSAMCAT,DISP=SHR
/***:          DD DSN=&SYSTCAT,DISP=SHR
/**SYSOUT DD SYSOUT=&OUT
/**SYSPRINT DD SYSOUT=&OUT
/**PAC7AE DD DSN=&INDSV..BVPAE,DISP=SHR
/**ARLSR DD DSN=&INDSV..BVPGR,DISP=SHR
/**PAC7AR DD SUBSYS=(&LSR,'DDNAME=ARLSR','BUFND=10')
/**GNLSR DD DSN=&INDSV..BVPGN,DISP=SHR
/**PACGGN DD SUBSYS=(&LSR,'DDNAME=GNLSR','BUFND=10','BUFNI=10')
/**GRLSR DD DSN=&INDSV..BVPGR,DISP=SHR
/**PACGGR DD SUBSYS=(&LSR,'DDNAME=GRLSR','BUFND=10')
/**GULSR DD DSN=&INDSV..BVPGU,DISP=SHR
/**PACGGU DD SUBSYS=(&LSR,'DDNAME=GULSR','BUFND=10','BUFNI=10')
/**PAC7MB DD DSN=&&TREDMB,DISP=(OLD,DELETE)
/**PAC7DD DD SYSOUT=&OUT

```

```

//PAC7ET DD SYSOUT=&OUT
//PAC7BM DD DSN=&&PAC7BM,DISP=(,PASS),
// UNIT=&UWK,SPACE=(TRK,(60,15),RLSE),
// DCB=(RECFM=FB,LRECL=80,BLKSIZE=32000)
//PTUG30 EXEC PGM=BVPTUG30,COND=((0,NE,PTUG28))
//*-----
//STEPLIB DD DSN=&STEPLIB,DISP=SHR
// DD DSN=$BCOB,DISP=SHR
//SORTLIB DD DSN=&SORTLIB,DISP=SHR
//*:STEP CAT DD DSN=&VSAMCAT,DISP=SHR
//*: DD DSN=&SYSTCAT,DISP=SHR
//SYSOUT DD SYSOUT=&OUT
//SYSPRINT DD SYSOUT=&OUT
//SORTWK01 DD UNIT=SYSDA,SPACE=(CYL,&CYL,,CONTIG)
//SORTWK02 DD UNIT=SYSDA,SPACE=(CYL,&CYL,,CONTIG)
//SORTWK03 DD UNIT=SYSDA,SPACE=(CYL,&CYL,,CONTIG)
//PAC7AE DD DSN=&INDSV..BVP AE,DISP=SHR
//ANLSR DD DSN=&INDSV..BVP GN,DISP=SHR
//PAC7AN DD SUBSYS=(&LSR,'DDNAME=ANLSR','BUFND=10','BUFNI=10')
//ARLSR DD DSN=&INDSV..BVP GR,DISP=SHR
//PAC7AR DD SUBSYS=(&LSR,'DDNAME=ARLSR','BUFND=10')
//PAC7AY DD DUMMY
//GNLSR DD DSN=&INDSV..BVP GN,DISP=SHR
//PACGGN DD SUBSYS=(&LSR,'DDNAME=GNLSR','BUFND=10','BUFNI=10')
//GRLSR DD DSN=&INDSV..BVP GR,DISP=SHR
//PACGGR DD SUBSYS=(&LSR,'DDNAME=GRLSR','BUFND=10')
//GULSR DD DSN=&INDSV..BVP GU,DISP=SHR
//PACGGU DD SUBSYS=(&LSR,'DDNAME=GULSR','BUFND=10','BUFNI=10')
//PAC7MB DD DSN=&&PAC7BM,DISP=(OLD,PASS)
//PAC7GL DD DSN=&&PAC7GL,DISP=(,PASS),
// UNIT=&UWK,SPACE=(TRK,(60,15),RLSE),
// DCB=(RECFM=FB,LRECL=80,BLKSIZE=32000)
//PAC7TK DD DSN=&&PAC7TK,
// UNIT=&UWK,SPACE=(TRK,(60,15),RLSE),
// DCB=(RECFM=FB,LRECL=1028,BLKSIZE=10280)
//PAC7UY DD DSN=&&PAC7UY,DISP=(,PASS),
// UNIT=&UWK,SPACE=(TRK,(60,15),RLSE),
// DCB=(RECFM=FB,LRECL=180,BLKSIZE=18000)
//PAC7DD DD SYSOUT=&OUT
//*
//PTUG31 EXEC PGM=BVPTUG31,COND=((0,NE,PTUG28),(0,NE,PTUG30))
//*-----
//STEPLIB DD DSN=&STEPLIB,DISP=SHR
// DD DSN=$BCOB,DISP=SHR
//*:STEP CAT DD DSN=&VSAMCAT,DISP=SHR
//*: DD DSN=&SYSTCAT,DISP=SHR
//SYSOUT DD SYSOUT=&OUT
//SYSPRINT DD SYSOUT=&OUT
//PAC7AE DD DSN=&INDSV..BVP AE,DISP=SHR
//PAC7MB DD DSN=&&PAC7BM,DISP=(OLD,PASS)
//PAC7UY DD DSN=&&PAC7UY,DISP=(OLD,DELETE)
//PAC7ET DD SYSOUT=&OUT
//PTUG32 EXEC PGM=BVPTUG32,COND=((0,NE,PTUG28),(0,NE,PTUG30))
//*-----
//STEPLIB DD DSN=&STEPLIB,DISP=SHR

```



```

//          DD DSN=$BCOB,DISP=SHR
//SORTLIB DD DSN=&SORTLIB,DISP=SHR
//*:STEPCAT DD DSN=&VSAMCAT,DISP=SHR
//*:          DD DSN=&SYSTCAT,DISP=SHR
//SYSOUT DD SYSOUT=&OUT
//SYSPRINT DD SYSOUT=&OUT
//SORTWK01 DD UNIT=SYSDA,SPACE=(CYL,&CYL,,CONTIG)
//SORTWK02 DD UNIT=SYSDA,SPACE=(CYL,&CYL,,CONTIG)
//SORTWK03 DD UNIT=SYSDA,SPACE=(CYL,&CYL,,CONTIG)
//PAC7AE DD DSN=&INDSV..BVPAE,DISP=SHR
//PAC7GL DD DSN=&&PAC7GL,DISP=(OLD,DELETE)
//PAC7MB DD DSN=&&PAC7BM,DISP=(OLD,DELETE)
//PAC7ET DD SYSOUT=&OUT
//*

```

## Compression of Archived Journal

### TRJC - Introduction

From the archived Journal of the Development Database, the TRJC procedure (which is optional) produces a compressed Journal which contains useful transactions only; the intermediate transactions, useless for the transfer, are purged.

To ensure data integrity, the transactions related to certain entities cannot be compressed ; this applies to the lines whose codes are: G, H, L4, V3, Y1 to Y6, and 4

User input may include an interval of dates and/or session numbers in order to limit transfer processing to the archived Journal transactions which belong to that interval only.

If there is no optional user input, the compression is carried out on the complete archived Journal.

You also have the possibility to erase user codes and/or Change numbers from the archived Journal. As a result, a higher rate of compression is obtained.

In this case, transfer criteria based on user codes and Changes can no longer be used.

Journal compressing is not required; it depends on the site's requirements (Journal volume, frequency of transfer operations, etc).

### Execution conditions

None.

## Result

A smaller archived Journal with 'useful' transactions only.

## Printed report

Statistical data on the TRJC execution.

### **TRJC - User Input**

User identification line (required).

Position	Length	Value	Meaning
2	1	'*'	Line code
3	8	uuuuuuuu	User code
11	8	pppppppp	Password

## Options

Position	Length	Value	Meaning
1	1		Deletion of user codes
		'0'	Yes
		'1'	No
2	1		Deletion of Change numbers
		'0'	Yes
		'1'	No
3	4		Start session number
7	4		End session number
11	8		Start date in the form CCYYMMDD
19	8		End date in the form CCYYMMDD

### **TRJC - Description of Steps**

Input recognition: PTU001

DELETE/DEFINE of compressed journal file: IDCAMS

Compression (first phase): PTUG04

Code	Physical Name	Type	Label
PAC7AE	&INDSV..BVPAE	Input	Error messages

Code	Physical Name	Type	Label
PAC7AR	&INDUV.&BASE.AR	Input	Development Database data
PAC7AN	&INDUV.. &BASE.AN	Input	Development Database index
PACGGN	&INDSV..BVPGN	Input	Administration Database index
PACGGR	&INDSV..BVPGR	Input	Administration Database data
PACGGU	&INDSV..BVPGU	Input	Administration Database uses
PAC7MB	&&TRJCMB	Input	User input
PAC7BM	&&TRJCBM	Output	User input
PAC7DD		Report	Batch procedures' execution report

#### Compression (first phase): PTUG05

Code	Physical name	Type	Label
PAC7AE	&INDSV..BVPAE	Input	Error messages
PAC7PJ	&INDUN.&BASE.PJ(0)	Input	Sequential image of the Development Database
PAC7AN	&INDUV.&BASE.AN	Input	Development Database index
PACGGN	&INDSV..BVPGN	Input	Administration Database index
PACGGR	&INDSV..BVPGR	Input	Administration Database data
PACGGU	&INDSV..BVPGU	Input	Administration Database users
PAC7MB	&&TRJCBM	Input	User Input
PAC7GP	&&PAC7GP	Output	Temporary journal
PAC7ET		Report	Input validation
PAC7DD		Report	Batch procedures error status
SORTWK01		Sort	
SORTWK02		Sort	
SORTWK03		Sort	

#### Compression (second phase): PTUG06

Code	Physical name	Type	Label
PAC7GP	&&PAC7GP	Input	Temporary Journal
PAC7PK	&&PAC7PK	Output	Compressed sequential journal
SORTWK01		Sort	
SORTWK02		Sort	
SORTWK03		Sort	

#### Classification of deletions/creations: PTUG07

Code	Physical name	Type	Label
PAC7AN	&INDUV.. &BASE.AN	Input	Development Database index
PAC7PK	&&PAC7PK	Input	Temporary journal
PAC7PL	&INDUN..&BASE.JT	Output	Compressed sequential journal
SORTWK01		Sort	
SORTWK02		Sort	
SORTWK03		Sort	

#### TRJC - Execution JCL

```

/** -----
/**      VISUALAGE PACBASE
/**
/** -----
/**      PAC/TRANSFER -
/**      COMPRESSION OF ARCHIVED JOURNAL
/** -----
/**
/**
/** FROM THE DATABASE ARCHIVED JOURNAL, THE TRJC
/** PROCEDURE PRODUCES A COMPRESSED JOURNAL
/** CONTAINING ONLY USEFUL TRANSACTIONS,
/** BY ELIMINATING THE INTERMEDIARY TRANSACTIONS
/** WHICH ARE KNOWN TO BE USELESS FOR THE TRANSFER.
/**
/** INPUT :
/** - USER IDENTIFICATION LINE (REQUIRED)
/** - COMMAND LINE :
/** COL 1  : DELETION OF USER CODES:
/**          "0"  YES
/**          "1"  NO
/** COL 2  : DELETION OF CHANGE NUMBERS:
/**          "0"  YES
/**          "1"  NO
/** COL 3  : (4 CAR.) START SESSION NUMBER
/** COL 7  : (4 CAR.) END SESSION NUMBER

```

```

/**
/** COL 11 : (8 CAR.) START DATE IN THE FORM CCYYMMDD
/** COL 19 : (8 CAR.) END DATE IN THE FORM CCYYMMDD
/** -----
/**
/**BVPTRJC PROC BASE=$BASE,                CODE OF DEVPT DATABASE
/**  INDUV='$INDUV',                        INDEX OF VSAM USER FILES
/**  INDSV='$INDSV',                        INDEX OF VSAM SYSTEM FILES
/**  INDUN='$INDUN',                        INDEX OF NON-VSAM USER FILES
/**  SPAJT='(TRK,(60,15),RLSE)',           COMPRESSED JOURNAL SPACE
/**  SPAPJ='(TRK,(150,15),RLSE)',         TEMPORARY FILE SPACE
/**  UNITS=$UNITUN,                        COMPRESSED JOURNAL FILE
/**  VOLS='SER=$VOLUN',                    COMPRESSED JOURNAL FILE VOLUME
/**  OUT=$OUT,                              OUTPUT CLASS
/***:      VSAMCAT='$VCAT',                USER VSAM CATALOG
/***:      SYSTCAT='$SCAT',                DEVPT SYSTEM VSAM CATALOG
/**  STEPLIB='$HLQ..SBVPMBR8',            LOAD-MODULES LIBRARY
/**  SORTLIB='$BIBT',                      SORT LIBRARY
/**  LSR='BLSR',                           LSR BATCH SYSTEM NAME
/**  CYL=(10,2),                           SORTWORK SIZE
/**  UWK=$UWK                               WORK UNIT
/*******
/**INPUT EXEC PGM=BVPTU001
/**-----
/**STEPLIB DD DSN=&STEPLIB,DISP=SHR
/**          DD DSN=$BCOB,DISP=SHR
/**CARTE   DD DDNAME=SYSIN
/**PAC7MB  DD DSN=&&TRJCMB,DISP=(,PASS),
/**          UNIT=&UWK,SPACE=(TRK,(5,1),RLSE),
/**          DCB=(RECFM=FB,LRECL=80,BLKSIZE=6160)
/**DELJT   EXEC PGM=IDCAMS
/**-----
/**SYSPRINT DD SYSOUT=&OUT
/**SYSIN   DD DSN=&INDUN..&BASE.SY(DL&BASE.JT),
/**          DISP=SHR
/**PTUG04  EXEC PGM=BVPTUG04
/**-----
/**STEPLIB DD DSN=&STEPLIB,DISP=SHR
/**          DD DSN=$BCOB,DISP=SHR SP=SHR
/**SORTLIB DD DSN=&SORTLIB,DISP=SHR
/***:STEPCAT DD DSN=&VSAMCAT,DISP=SHR
/***:      DD DSN=&SYSTCAT,DISP=SHR
/**SYSOUT  DD SYSOUT=&OUT
/**SYSPRINT DD SYSOUT=&OUT
/**PAC7AE  DD DSN=&INDSV..BVPAE,DISP=SHR
/**ANLSR   DD DSN=&INDUV..&BASE.AN,DISP=SHR
/**PAC7AN  DD SUBSYS=(&LSR,'DDNAME=ANLSR','BUFND=40','BUFNI=30')
/**ARLSR   DD DSN=&INDUV..&BASE.AR,DISP=SHR
/**PAC7AR  DD SUBSYS=(&LSR,'DDNAME=ARLSR','BUFND=40')
/**GNLSR   DD DSN=&INDSV..BVPGN,DISP=SHR
/**PACGGN  DD SUBSYS=(&LSR,'DDNAME=GNLSR','BUFND=10','BUFNI=10')
/**GRLSR   DD DSN=&INDSV..BVPGR,DISP=SHR
/**PACGGR  DD SUBSYS=(&LSR,'DDNAME=GRLSR','BUFND=10')
/**GULSR   DD DSN=&INDSV..BVPGU,DISP=SHR
/**PACGGU  DD SUBSYS=(&LSR,'DDNAME=GULSR','BUFND=10','BUFNI=10')

```

```

//PAC7BM DD DSN=&&TRJCBM,DISP=(,PASS),
// UNIT=&UWK,SPACE=(TRK,(60,15),RLSE),
// DCB=(RECFM=FB,LRECL=80,BLKSIZE=32000)
//PAC7DD DD SYSOUT=&OUT
//PAC7MB DD DSN=&&TRJCBM,DISP=(OLD,DELETE)
//PTUG05 EXEC PGM=BVPTUG05,COND=(08,LE,PTUG04)
//*-----
//STEPLIB DD DSN=&STEPLIB,DISP=SHR
// DD DSN=$BCOB,DISP=SHR
//*:STEPDAT DD DSN=&VSAMCAT,DISP=SHR
//*: DD DSN=&SYSTCAT,DISP=SHR
//SORTLIB DD DSN=&SORTLIB,DISP=SHR
//SORTWK01 DD UNIT=&UWK,SPACE=(CYL,&CYL,,CONTIG)
//SORTWK02 DD UNIT=&UWK,SPACE=(CYL,&CYL,,CONTIG)
//SORTWK03 DD UNIT=&UWK,SPACE=(CYL,&CYL,,CONTIG)
//PAC7AE DD DSN=&INDSV..BVPAE,DISP=SHR
//GNLSR DD DSN=&INDSV..BVPGN,DISP=SHR
//PACGGN DD SUBSYS=(&LSR,'DDNAME=GNLSR','BUFND=10','BUFNI=10')
//GRLSR DD DSN=&INDSV..BVPGR,DISP=SHR
//PACGGR DD SUBSYS=(&LSR,'DDNAME=GRLSR','BUFND=10')
//GULSR DD DSN=&INDSV..BVPGU,DISP=SHR
//PACGGU DD SUBSYS=(&LSR,'DDNAME=GULSR','BUFND=10','BUFNI=10')
//ANLSR DD DSN=&INDUV..&BASE.AN,DISP=SHR
//PAC7AN DD SUBSYS=(&LSR,'DDNAME=ANLSR','BUFND=40','BUFNI=30')
//PAC7MB DD DSN=&&TRJCBM,DISP=(OLD,DELETE)
//PAC7PJ DD DSN=&INDUN..&BASE.PJ(0),DISP=OLD
//PAC7GP DD DSN=&&PAC7GP,DISP=(,PASS),UNIT=&UWK,
// DCB=(RECFM=FB,LRECL=233,BLKSIZE=27960),
// SPACE=&SPAPJ
//PAC7ET DD SYSOUT=&OUT
//PAC7DD DD SYSOUT=&OUT
//SYSOUT DD SYSOUT=&OUT
//SYSOUX DD SYSOUT=&OUT
//SYSPRINT DD SYSOUT=&OUT
//SYSUDUMP DD SYSOUT=&OUT
//*
//PTUG06 EXEC PGM=BVPTUG06,COND=((08,LE,PTUG04),(0,NE,PTUG05))
//*-----
//STEPLIB DD DSN=&STEPLIB,DISP=SHR
// DD DSN=$BCOB,DISP=SHR
//*:STEPDAT DD DSN=&VSAMCAT,DISP=SHR
//*: DD DSN=&SYSTCAT,DISP=SHR
//SORTLIB DD DSN=&SORTLIB,DISP=SHR
//SORTWK01 DD UNIT=&UWK,SPACE=(CYL,&CYL,,CONTIG)
//SORTWK02 DD UNIT=&UWK,SPACE=(CYL,&CYL,,CONTIG)
//SORTWK03 DD UNIT=&UWK,SPACE=(CYL,&CYL,,CONTIG)
//PAC7GP DD DSN=&&PAC7GP,DISP=(OLD,DELETE)
//PAC7PK DD DSN=&&PAC7PK,DISP=(,PASS),UNIT=&UWK,
// DCB=(RECFM=FB,LRECL=170,BLKSIZE=6290),
// SPACE=&SPAPJ
//SYSOUT DD SYSOUT=&OUT
//SYSOUX DD SYSOUT=&OUT
//SYSPRINT DD SYSOUT=&OUT
//SYSUDUMP DD SYSOUT=&OUT
//*

```

```

//PTUG07 EXEC PGM=BVPTUG07,COND=((08,LE,PTUG04),(0,NE,PTUG05))
//*-----
//STEPLIB DD DSN=&STEPLIB,DISP=SHR
// DD DSN=$BCOB,DISP=SHR
//*:STPCAT DD DSN=&VSAMCAT,DISP=SHR
//*: DD DSN=&SYSTCAT,DISP=SHR
//SORTLIB DD DSN=&SORTLIB,DISP=SHR
//SORTWK01 DD UNIT=&UWK,SPACE=(CYL,&CYL,,CONTIG)
//SORTWK02 DD UNIT=&UWK,SPACE=(CYL,&CYL,,CONTIG)
//SORTWK03 DD UNIT=&UWK,SPACE=(CYL,&CYL,,CONTIG)
//ANLSR DD DSN=&INDUV..&BASE.AN,DISP=SHR
//PAC7AN DD SUBSYS=(&LSR,'DDNAME=ANLSR','BUFND=40','BUFNI=30')
//PAC7PK DD DSN=&&PAC7PK,DISP=(OLD,DELETE)
//PAC7PL DD DSN=&INDUN..&BASE.JT,
// DISP=(,CATLG),
// UNIT=&UNITS,VOL=&VOLS,
// DCB=(RECFM=FB,LRECL=170,BLKSIZE=6290),
// SPACE=&SPAJT
//SYSOUT DD SYSOUT=&OUT
//SYSOUX DD SYSOUT=&OUT
//SYSUDUMP DD SYSOUT=&OUT
//*

```

## Creation of the Transfer File

### TRPF - Introduction

From the archived Journal --whether compressed or not, depending on the site and according to the contents of the Parameters file-- the TRPF procedure produces a Transfer file, which has the following characteristics:

- Only the transactions which meet the source selection parameters (sessions, Libraries, users, Changes) are processed.
- The values of the selected parameters are replaced with those of the target parameters specified in the processed Set.
- The selected transactions of the archived journal are duplicated as many times as there are target session numbers and target Library codes.

The file may contain the transactions for one, several or all of the Sets related to a Development Database.

### Execution conditions

None.

### Result

The TRPF procedure produces a Transfer file and a parameters file reduced and adapted to the processing request (UY).

These two files will be used by the TRRP procedure.

### TRPF - User Input

User identification line (required)

Position	Length	Value	Meaning
2	1	'*'	Line code
3	8	uuuuuuuu	User code
11	8	pppppppp	Password

Selection of the Transfer Set to be processed (required)

Position	Length	Value	Meaning
2	2	'LT'	
4	10	llllllllll	Code of Transfer Set to process
		'*****'	Selection of all Sets

#### Note

The selection of all the Sets necessarily implies that only one LT-type line be entered (with the value '\*\*\*\*\*' in Positions 4 to 13).

### TRPF - Description of Steps

Input recognition: PTU001

Check of VSAM files: IDCAMS

Validation of the processing request: PTUG27

Code	Physical name	Type	Label
PAC7AE	&INDSV..BVPAE	Input	Error messages
PACGGR	&INDSV..BVPGR	Input	Administration Database data
PACGGN	&INDSV..BVPGN	Input	Administration Database index
PACGGU	&INDSV..BVPGU	Input	Administration Database users
PAC7AN	&INDUV..&BASE.AN	Input	Development Database index
PAC7AR	&INDUV..&BASE.AR	Input	Development Database data
PAC7MB	&&TRPFMB	Input	Parameters extraction request
PAC7BM	&&PAC7BM	Output	Parameters extraction request
PAC7DD		Report	User code validation report check



Code	Physical name	Type	Label
PAC7ET		Report	Extraction request validation report

#### Extraction of the Administration Database: PTUG30

Code	Physical name	Type	Label
PAC7AE	&INDSV..BVP AE	Input	Error messages
PACGGN	&INDSV..BVP GN	Input	Administration Database index
PACGGR	&INDSV..BVP GR	Input	Administration Database data
PACGGU	&INDSV..BVP GU &INDSV..BVP GU	Input	Administration Database users
PAC7AN	&INDSV..BVP GN	Input	Administration Database index
PAC7AR	&INDSV..BVP GR	Input	Administration Database data
PAC7AY	DUMMY	Input	
PAC7MB	&&PAC7BM	Input	Extraction request
PAC7GL	&&PAC7GL	Output	List of target sessions
PAC7UY	&&PAC7UY	Output	Reduced parameters for TRRP processing
PAC7DD		Report	'*' line validation report
PAC7TK	&&PAC7TK	Output	Work file
SORTWK01		Sort	
SORTWK02		Sort	
SORTWK03		Sort	

#### Preparation of the reduced parameters file: BVPRMSYS

This program is used to parameterize the name of the KSDS work file. The DELETE/DEFINE of the file is in the DFSYTRPF member of the SY parameters PDS. Its Dsname is suffixed with the &USER parameter. The PRMSYS program valorizes this parameter with the value entered at execution time. The purpose is to allocate different work files from one execution to another and to avoid any conflicts when allocating work files in case of simultaneous executions.

This file will be used by the TRRP procedure

Code	Physical name	Type	Label
PACRIN	&INDSN..BVPSY(DFSYTRPF)	Input	File DEFINE skeleton

Code	Physical name	Type	Label
PACROU	&&DFSYTRPF	Output	DEFINE file (SYSIN for IDCAMS)

Definition of the reduced parameters file: IDCAMS

Code	Physical name	Type	Label
SYSIN	&&DFSYTRPF	Input	DEFINE file

Creation of the reduced parameters file: REPRO IDCAMS

Code	Physical name	Type	Label
IN1	&&PAC7UY	Input	Parameters
OU1	&INDUV..SYTRPF.&USER	Output	Parameters

DELETE of the transfers file: IDCAMS

Code	Physical name	Type	Label
SYSIN	&INDUN..&BASE.SY(DL&BASE.TJ)	Input	Transfers file

Creation of the transfers file: PTUG50

Code	Physical name	Type	Label
PAC7AE	&INDSV..BVP AE	Input	Error messages
PACGGN	&INDSV..BVP GN	Input	Administration Database index
PACGGR	&INDSV..BVP GR	Input	Administration Database data
PACGGU	&INDSV..BVP GU	Input	Administration Database users
PAC7AR	&INDUV..&BASE.AR	Input	Development Database data
PAC7JT	&INDUN..&BASE.PJ(0)	Input	Sequential or compressed Journal
PAC7MB	&&PAC7BM	Input	User input
PAC7UY	&INDUV..SYTRPF.&USER	Input	Reduced parameters
PAC7TJ	&INDUN..&BASE.TJ	Output	Transfers file
PAC7DD		Report	User line validation report
PAC7ER		Report	List of user input
PAC7ET		Report	Statistics on transfers
SORTWK01		Sort	

Code	Physical name	Type	Label
SORTWK02		Sort	
SORTWK03		Sort	

## TRPF - Execution JCL

```

/** -----
/**      VISUALAGE PACBASE
/**
/** -----
/**      PAC/TRANSFER -
/**      CREATING THE TRANSFER FILE
/** -----
/**
/** FROM THE ARCHIVED JOURNAL THE TRPF PROCEDURE PRODUCES
/** A TRANSFER FILE.
/**
/** INPUT :
/** - USER IDENTIFICATION LINE (REQUIRED)
/** - COMMAND LINE :
/** COL 2 : "LT"
/** COL 4 : (5 CAR.) TRANSACTION SET FOR PROCESSING CODE.
/**      IF SELECTION OF ALL SETS "*****"
/**
/** -----
/**
/**/BVPTRPF PROC BASE=$BASE,                CODE OF DEVPT DATABASE
/**  INDUV='$INDUV',                        INDEX OF VSAM USER FILES
/**  INDSV='$INDSV',                        INDEX OF VSAM SYSTEM FILES
/**  INDUN='$INDUN',                        INDEX OF USER NON-VSAM FILE (TJ)
/**  INDSN='$INDSN',                        INDEX OF SYSTEM NON-VSAM FILE
/**  SPATJ='(TRK,(60,15),RLSE)',            JOURNAL TO REPORT
/**  UNITS=$UNITUN,                         NON-VSAM USER FILE (TJ)
/**  VOLS='SER=$VOLUN',                     NUMBER OF NON-VSAM USER FILE (TJ)
/**  OUT=$OUT,                              OUTPUT CLASS
/**/:   VSAMCAT='$VCAT',                    USER VSAM CATALOG
/**/:   SYSTCAT='$SCAT',                    DEVPT SYSTEM VSAM CATALOG
/**  STEPLIB='$HLQ..SBVPMBR8',              LOAD-MODULES LIBRARY
/**  SORTLIB='$BIBT',                       SORT LIBRARY
/**  LSR='BLSR',                             LSR BATCH SYSTEM NAME
/**  USER=,                                 USER CODE
/**  CYL=5,                                  SORTWORK SPACE
/**  UWK=$UWK                               WORK UNIT
/**/*****
/**/INPUT EXEC PGM=BVPTU001
/**-----
/**/STEPLIB DD DSN=&STEPLIB,DISP=SHR
/**          DD DSN=$BCOB,DISP=SHR
/**/CARTE  DD DDNAME=SYSIN
/**/PAC7MB DD DSN=&&TRPFMB,DISP=(,PASS),
/**          UNIT=&UWK,SPACE=(TRK,(5,1),RLSE),
/**          DCB=(RECFM=FB,LRECL=80,BLKSIZE=6160)
/**/VERIFY EXEC PGM=IDCAMS

```

```

//*-----
//*:STEPCAT DD DSN=&VSAMCAT,DISP=SHR
//*:          DD DSN=&SYSTCAT,DISP=SHR
//SYSPRINT DD SYSOUT=&OUT
//PAC7AN   DD DSN=&INDUV..&BASE.AN,DISP=SHR
//PAC7AR   DD DSN=&INDUV..&BASE.AR,DISP=SHR
//PACGGN   DD DSN=&INDSV..BVPGN,DISP=SHR
//PACGGR   DD DSN=&INDSV..BVPGR,DISP=SHR
//PACGGU   DD DSN=&INDSV..BVPGU,DISP=SHR
//SYSIN    DD DSN=&INDSN..BVPSY(VERIFAN),DISP=SHR
//          DD DSN=&INDSN..BVPSY(VERIFAR),DISP=SHR
//          DD DSN=&INDSN..BVPSY(VERIFGN),DISP=SHR
//          DD DSN=&INDSN..BVPSY(VERIFGR),DISP=SHR
//          DD DSN=&INDSN..BVPSY(VERIFGU),DISP=SHR
//PTUG27   EXEC PGM=BVPTUG27
//*-----
//STEPLIB DD DSN=&STEPLIB,DISP=SHR
//          DD DSN=$BCOB,DISP=SHR
//*:STEPCAT DD DSN=&VSAMCAT,DISP=SHR
//*:          DD DSN=&SYSTCAT,DISP=SHR
//SYSOUT   DD SYSOUT=&OUT
//SYSPRINT DD SYSOUT=&OUT
//PAC7AE   DD DSN=&INDSV..BVPAE,DISP=SHR
//ANLSR    DD DSN=&INDUV..&BASE.AN,DISP=SHR
//PAC7AN   DD SUBSYS=(&LSR,'DDNAME=ANLSR','BUFND=40','BUFNI=30')
//ARLSR    DD DSN=&INDUV..&BASE.AR,DISP=SHR
//PAC7AR   DD SUBSYS=(&LSR,'DDNAME=ARLSR','BUFND=40')
//GNLSR    DD DSN=&INDSV..BVPGN,DISP=SHR
//PACGGN   DD SUBSYS=(&LSR,'DDNAME=GNLSR','BUFND=10','BUFNI=10')
//GRLSR    DD DSN=&INDSV..BVPGR,DISP=SHR
//PACGGR   DD SUBSYS=(&LSR,'DDNAME=GRLSR','BUFND=10')
//GULSR    DD DSN=&INDSV..BVPGU,DISP=SHR
//PACGGU   DD SUBSYS=(&LSR,'DDNAME=GULSR','BUFND=10','BUFNI=10')
//PAC7BM   DD DSN=&&PAC7BM,DISP=(,PASS),
//          UNIT=&UWK,SPACE=(TRK,(60,15),RLSE),
//          DCB=(RECFM=FB,LRECL=80,BLKSIZE=32000)
//PAC7DD   DD SYSOUT=&OUT
//PAC7ET   DD SYSOUT=&OUT
//PAC7MB   DD DSN=&&TRPFMB,DISP=(OLD,DELETE)
//PTUG30   EXEC PGM=BVPTUG30,COND=((0,NE,PTUG27))
//*-----
//STEPLIB DD DSN=&STEPLIB,DISP=SHR
//          DD DSN=$BCOB,DISP=SHR
//SORTLIB DD DSN=&SORTLIB,DISP=SHR
//*:STEPCAT DD DSN=&VSAMCAT,DISP=SHR
//*:          DD DSN=&SYSTCAT,DISP=SHR
//SYSOUT   DD SYSOUT=&OUT
//SYSPRINT DD SYSOUT=&OUT
//SORTWK01 DD UNIT=SYSDA,SPACE=(CYL,&CYL,,CONTIG)
//SORTWK02 DD UNIT=SYSDA,SPACE=(CYL,&CYL,,CONTIG)
//SORTWK03 DD UNIT=SYSDA,SPACE=(CYL,&CYL,,CONTIG)
//PAC7AE   DD DSN=&INDSV..BVPAE,DISP=SHR
//ANLSR    DD DSN=&INDSV..BVPGN,DISP=SHR
//PAC7AN   DD SUBSYS=(&LSR,'DDNAME=ANLSR','BUFND=40','BUFNI=30')
//ARLSR    DD DSN=&INDSV..BVPGR,DISP=SHR

```

```

//PAC7AR DD SUBSYS=(&LSR,'DDNAME=ARLSR','BUFND=40')
//PAC7AY DD DUMMY
//GNLSR DD DSN=&INDSV..BVPGN,DISP=SHR
//PACGGN DD SUBSYS=(&LSR,'DDNAME=GNLSR','BUFND=10','BUFNI=10')
//GRLSR DD DSN=&INDSV..BVPGR,DISP=SHR
//PACGGR DD SUBSYS=(&LSR,'DDNAME=GRLSR','BUFND=10')
//GULSR DD DSN=&INDSV..BVPGU,DISP=SHR
//PACGGU DD SUBSYS=(&LSR,'DDNAME=GULSR','BUFND=10','BUFNI=10')
//PAC7MB DD DSN=&&PAC7BM,DISP=(OLD,PASS)
//PAC7GL DD DSN=&&PAC7GL,DISP=(,PASS),
// UNIT=&UWK,SPACE=(TRK,(60,15),RLSE),
// DCB=(RECFM=FB,LRECL=80,BLKSIZE=32000)
//PAC7TK DD DSN=&&PAC7TK,DISP=(,PASS),
// UNIT=&UWK,SPACE=(TRK,(60,15),RLSE),
// DCB=(RECFM=FB,LRECL=1028,BLKSIZE=10280)
//PAC7UY DD DSN=&&PAC7UY,DISP=(,PASS),
// UNIT=&UWK,SPACE=(TRK,(60,15),RLSE),
// DCB=(RECFM=FB,LRECL=180,BLKSIZE=18000)
//PAC7DD DD SYSOUT=&OUT
//*
//PRMSYS EXEC PGM=BVPRMSYS,PARM='&USER'
//*-----
//STEPLIB DD DSN=&STEPLIB,DISP=SHR
// DD DSN=$BCOB,DISP=SHR
//SYSOUT DD SYSOUT=&OUT
//PACRIN DD DSN=&INDSN..BVPSY(DFSYTRPF),DISP=SHR
//PACROU DD DSN=&&DFSYTRPF,DISP=(,PASS),SPACE=(TRK,1),
// UNIT=&UWK,
// DCB=(RECFM=FB,LRECL=80,BLKSIZE=800)
//DEFINE EXEC PGM=IDCAMS
//*-----
//*:STEPCAT DD DSN=&VSAMCAT,DISP=SHR
//SYSPRINT DD SYSOUT=&OUT
//SYSIN DD DSN=&&DFSYTRPF,DISP=(OLD,DELETE)
//REPRO EXEC PGM=IDCAMS,COND=((0,NE,PTUG27),(0,NE,PTUG30))
//*-----
//SYSPRINT DD SYSOUT=&OUT
//IN1 DD DSN=&&PAC7UY,DISP=(OLD,DELETE)
//OU1 DD DSN=&INDUV..SYTRPF.&USER,DISP=SHR
//SYSIN DD DSN=&INDSN..BVPSY(REPRO),DISP=SHR
//*
//DELTJ EXEC PGM=IDCAMS
//*-----
//SYSPRINT DD SYSOUT=&OUT
//SYSIN DD DSN=&INDUN..&BASE.SY(DL&BASE.TJ),
// DISP=SHR
//PTUG50 EXEC PGM=BVPTUG50,COND=((0,NE,PTUG27),(0,NE,PTUG30))
//*-----
//STEPLIB DD DSN=&STEPLIB,DISP=SHR
// DD DSN=$BCOB,DISP=SHR
//*:STEPCAT DD DSN=&VSAMCAT,DISP=SHR
//*: DD DSN=&SYSTCAT,DISP=SHR
//SORTLIB DD DSN=&SORTLIB,DISP=SHR
//SYSOUT DD SYSOUT=&OUT
//SYSOUX DD SYSOUT=&OUT

```

```

//SYSUDUMP DD SYSOUT=&OUT
//SORTWK01 DD UNIT=SYSDA,SPACE=(CYL,&CYL,,CONTIG)
//SORTWK02 DD UNIT=SYSDA,SPACE=(CYL,&CYL,,CONTIG)
//SORTWK03 DD UNIT=SYSDA,SPACE=(CYL,&CYL,,CONTIG)
//PAC7MB DD DSN=&&PAC7BM,DISP=(OLD,DELETE)
//PAC7UY DD DSN=&INDUV..SYTRPF.&USER,DISP=SHR
//PAC7ER DD SYSOUT=&OUT
//PAC7ET DD SYSOUT=&OUT
//PAC7DD DD SYSOUT=&OUT
//PAC7JT DD DSN=&INDUN..&BASE.PJ(0),DISP=SHR
//ARLSR DD DSN=&INDUV..&BASE.AR,DISP=SHR
//PAC7AR DD SUBSYS=(&LSR,'DDNAME=ARLSR','BUFND=40')
//PAC7AE DD DSN=&INDSV..BVPAE,DISP=SHR
//GNLSR DD DSN=&INDSV..BVPGN,DISP=SHR
//PACGGN DD SUBSYS=(&LSR,'DDNAME=GNLSR','BUFND=10','BUFNI=10')
//GRLSR DD DSN=&INDSV..BVPGR,DISP=SHR
//PACGGR DD SUBSYS=(&LSR,'DDNAME=GRLSR','BUFND=10')
//GULSR DD DSN=&INDSV..BVPGU,DISP=SHR
//PACGGU DD SUBSYS=(&LSR,'DDNAME=GULSR','BUFND=10','BUFNI=10')
//PAC7TJ DD DSN=&INDUN..&BASE.TJ,
//          DISP=(,CATLG),
//          UNIT=&UNITS,
//          VOL=&VOLS,
//          DCB=(RECFM=FB,LRECL=184,BLKSIZE=18400),
//          SPACE=&SPATJ

```

## Preparing DSMS Environment

### TRDU - Introduction

The TRUD procedure must be used when the Development Database is under DSMS control, and when source criteria include a selected Change number.

TRDU can be applied to one selected Set or all the Sets related to a Development Database.

The VisualAge Pacbase authorizations indicated for the target Change(s) must include the authorizations for the source Change(s). Otherwise, transfers in VA Pac will be rejected.

Compliance to this requirement is ensured by the TRDU procedure which temporarily aligns the target Change(s) with the source Changes regarding their VisualAge Pacbase authorizations.

### Note

When source criteria do not include a selected Change number, TRDU cannot be applied because of the bulk of Changes involved. In this case, manual checks and alignments will be necessary.

TRDU recognizes the following additional parameters:

- If the Parameters file specifies the transfer of transactions from one source Library to one or more target Libraries, the target Change must authorize the transactions on the target Library(ies).
- If the Parameters file specifies the transfer of transactions from one source user to a target user, the target Change number must authorize the transactions under this target user code.

The TRDU procedure outputs two files:

- A DSMS update transactions file to allow target Change(s) to accept updates made on the source Change(s).

Also, all the VA Pac authorizations attached to source Changes are withdrawn. This means that during the transfer operation, no update made in VA Pac in relation to those Changes will be authorized.

This update must be executed BEFORE the transfer operation.

- A DSMS update transactions file to set the authorizations of the source and target Changes back to their initial state.

This update must be executed AFTER the transfers are introduced in the Development Database.

#### Execution conditions

None.

#### Results

Two DSMS batch update transactions files, one of which should be applied before the transfers, the other after all the transfers.

#### **TRDU - User Input**

User identification line (required).

Position	Length	Value	Meaning
2	1	'*	Line code
3	8	uuuuuuuu	User code
11	8	pppppppp	Password

Selection of the transfer set (required)

Position	Length	Value	Meaning
2	2	'LT'	
4	10	llllllllll	Selected Transaction Set code

Position	Length	Value	Meaning
		'*****'	Selection of all Sets

Only one LT-type line is required.

### **TRDU - Description of Steps**

Input recognition: PTU001

Check of VSAM files: IDCAMS

Validation of processing request: PTUG26

Code	Physical name	Type	Label
PAC7AE	&INDSV..BVP AE	Input	Error messages
PACGGN	&INDSV..BVP GN	Input	Administration Database data
PACGGR	&INDSV..BVP GR	Input	Administration Database index
PAC7GU	&INDSV..BVP GU	Input	Administration Database index
PAC7AN	&INDUV.. &BASE.AN	Input	Development Database index
PAC7AR	&INDUV.. &BASE.AR	Input	Development Database data
PAC7MB	&&TRDUMB	Input	Parameters extraction request
PAC7BM	&&TRDUBM01	Output	Parameters extraction request
PAC7ET		Report	User code validation report code
PAC7DD		Report	Print request validation report

Extraction of the Administration Database: PTUG30

Code	Physical name	Type	Label
PAC7AE	&INDSV..BVP AE	Input	Error messages
PACGGN	&INDSV..BVP GN	Input	Administration Database index
PACGGR	&INDSV..BVP GR	Input	Administration Database data
PACGGU	&INDSV..BVP GU	Input	Administration Database users
PAC7AN	&INDSV..BVP GN	Input	Administration Database index
PAC7AR	&INDSV..BVP GR	Input	Administration Database data
PAC7AY	DUMMY		
PAC7MB	&&TRDUBM01	Input	Extraction request
PAC7GL	&&PAC7GL	Output	Target sessions



Code	Physical name	Type	Label
PAC7UY	&&PAC7UY	Output	Reduced parameters
PAC7DD		Report	Report output: '*' line validation
PAC7TK	&&PAC7TK	Input/Output	Work file
SORTWK01		Sort	
SORTWK02		Sort	
SORTWK03		Sort	

#### Preparation of the reduced parameters file: BVPRMSYS

This program is used to parameterize the name of the KSDS work file.

The DELETE/DEFINE of the file is to be found in the DFSYTRDU member of the SY parameters PDS. Its Dsname is suffixed with the &USER parameter. The PRMSYS program valorizes this parameter with the value entered at execution time.

The purpose is to allocate different work files from one execution to another and to avoid conflicts when allocating work files during simultaneous executions.

Code	Physical name	Type	Label
PACRIN	&INDSN..BVPSY(DFSYTRDU)	Input	File DEFINE skeleton
PACROU	&&DFSYTRDU	Output	DEFINE file (SYSIN for IDCAMS)

#### Definition of the reduced parameters: IDCAMS

Code	Physical name	Type	Label
SYSIN	&&DFSYTRDU	Input	DEFINE file

#### Creation of the reduced parameters file: REPRO IDCAMS

Code	Physical name	Type	Label
IN1	&&PAC7UY	Input	
OU1	&INDUV..SYTRDU.&USER	Output	

#### Selection of sets: PTUG42

Code	Physical name	Type	Label
PAC7AE	&INDSV..BVP AE	Input	Error messages
PACGGN	&INDSV..BVP GN	Input	Administration Database index
PACGGR	&INDSV..BVP GR	Input	Administration Database data
PACGGU	&INDSV..BVP GU	Input	Administration Database users
PAC7AR	&INDUV..&BASE.AR	Input	Development Database data
PAC7UY	&INDUV..SYTRDU.&USER	Input	Reduced parameters
PAC7MB	&&TRDUBM01	Input	User input
PAC7BM	&&TRDUBM02	Output	Sets file
PAC7DD		Report	User code validation report
PAC7ET		Report	Extraction validation report

#### DSMS preparation before the transfers: PTUG44

Code	Physical name	Type	Label
PAC7AE	&INDSV..BVP AE	Input	Error messages
PAC7AR	&INDUV..&BASE.AR	Input	Development Database data
PAC7UY	&INDUV..SYTRDU.&USER	Input	Limited parameters
PACDDC	&DSMS	Input	Elements of the product (DSMS)
PAC7MB	&&PAC7BM02	Input	Batch transactions
PAC7CI	&&TRDUCI	Output	Delete transactions of target after the transfer
PAC7SI	&&TRDUSI	Output	Delete transactions of the source/target initial state
PAC7GC	&&TRDUGC	Output	Preparation of the authorizations of the target Changes
PAC7ET		Report	Report

#### Generation of target change transactions: PTUG46

Code	Physical name	Type	Label
PAC7AE	&INDSV..BVP AE	Input	Error messages
PAC7AR	&INDUV..&BASE.AR	Input	Development Database data
PAC7GC	&&TRDUGC	Input	Preparation of target change authorizations
PAC7CC	&&TRDUCC	Output	Target creation transactions before transfer

Code	Physical name	Type	Label
PAC7SC	&&TRDUSC	Output	Target deletion transactions after transfer
PAC7ET		Report	Report output
SORTWK01		Sort	
SORTWK02		Sort	
SORTWK03		Sort	

Creation of transactions file before transfer: IEBGENER

Code	Physical name	Type	Label
SYSUT1	&&TRDUSI	Input	Initial state deletion transactions
SYSUT1	&&TRDUCC	Input	Target creation transactions before transfer
SYSUT2	&&TRDUAV	Output	Transactions for DUPT before updating the Development Database

Creation of transactions file after transfer: IEBGENER

Code	Physical name	Type	Label
SYSUT1	&&TRDUSC	Input	Initial state creation transactions
SYSUT1	&&TRDUCI	Input	Target deletion transactions after transfer
SYSUT2	&&TRDUAP	Output	Transactions for DUPT after updating the Development Database

DELETE of the reduced parameters file: BVPRMSYS

This program is used to parameterize the name of the KSDS work file.

The DELETE/DEFINE of the file is to be found in the DFSYTRDU member of the SY parameters PDS. Its Dsname is suffixed with the &USER parameter. The PRMSYS program valorizes this parameter with the value entered at execution time.

The purpose is to allocate different work files from one execution to another one and to avoid conflicts when allocating work files during simultaneous executions.

Code	Physical name	Type	Label
PACRIN	&INDSN..BVPSY(DLSYTRDU)	Input	
PACROU	&&DLSYTRDU	Output	File DEFINE (SYSIN for IDCAMS)

### DELETE of the reduced parameters file: IDCAMS

Code	Physical name	Type	Label
SYSIN	&&DLSYTRDU	Input	

### TRDU - Execution JCL

```

/** -----
/**      VISUALAGE PACBASE
/**
/** -----
/**      PAC/TRANSFER -
/**      PREPARING THE DSMS ENVIRONMENT
/** -----
/**
/** THE DSMS-ENVIRONMENT PREPARATION PROCEDURE
/** (TRDU) MUST BE USED WHEN THE DEVELOPMENT DATABASE
/** IS UNDER DSMS CONTROL, AND WHEN SOURCE CRITERIA INCLUDE
/** A SELECTED CHANGE NUMBER.
/**
/** INPUT :
/** - USER IDENTIFICATION LINE (REQUIRED)
/** - COMMAND LINE :
/** COL 2  : "LT"
/** COL 4  : (10 CAR.) SELECTED TRANSACTION SET CODE.
/**          IF SELECTION OF ALL SETS "*****"
/**
/** -----
/**
/**BVPTRDU PROC BASE=$BASE,          CODE OF DEVPT DATABASE
/**  INDUV='$INDUV',                INDEX OF USER VSAM FILES
/**  INDSV='$INDSV',                INDEX OF SYSTEM FILES
/**  INDSN='$INDSN',                INDEX OF NON VSAM SYSTEM FILES
/**  DSMS='$DSMS',                  DSN OF DSMS PRODUCT ELEMENTS FILE
/**  SPACI='(TRK,(90,15),RLSE)',    'CI' FILE SPACE
/**  SPACC='(TRK,(90,15),RLSE)',    'CC' FILE SPACE
/**  SPAGC='(TRK,(90,15),RLSE)',    'GC' FILE SPACE
/**  SPAAV='(TRK,(90,15),RLSE)',    'AV' FILE SPACE
/**  SPAAP='(TRK,(90,15),RLSE)',    'AP' FILE SPACE
/**  USER=,                          USER CODE
/**  CYL=2,                            NUMBER OF SORTWORK CYLINDERS
/**  OUT=$OUT,                          OUTPUT CLASS
/***:      VSAMCAT='$VCAT',            USER VSAM CATALOG
/***:      SYSTCAT='$SCAT',            DEVPT SYSTEM VSAM CATALOG
/**  STEPLIB='$HLQ..SBVPMBR8',        LOAD-MODULES LIBRARY
/**  SORTLIB='$BIBT',                 SORT LIBRARY

```

```

//      LSR='BLSR',                                LSR BATCH SYSTEM NAME
//      UWK=$UWK                                    WORK UNIT
//*****
//INPUT EXEC PGM=BVPTU001
//*-----
//STEPLIB DD DSN=&STEPLIB,DISP=SHR
//      DD DSN=$BCOB,DISP=SHR
//CARTE DD DDNAME=SYSIN
//PAC7MB DD DSN=&&TRDUMB,DISP=(,PASS),
//      UNIT=&UWK,SPACE=(TRK,(5,1),RLSE),
//      DCB=(RECFM=FB,LRECL=80,BLKSIZE=6160)
//VERIFY EXEC PGM=IDCAMS
//*-----
//*:STEPCAT DD DSN=&VSAMCAT,DISP=SHR
//*:      DD DSN=&SYSTCAT,DISP=SHR
//SYSPRINT DD SYSOUT=&OUT
//PAC7AN DD DSN=&INDUV..&BASE.AN,DISP=SHR
//PAC7AR DD DSN=&INDUV..&BASE.AR,DISP=SHR
//PACGGN DD DSN=&INDSV..BVPGN,DISP=SHR
//PACGGR DD DSN=&INDSV..BVPGR,DISP=SHR
//PACGGR DD DSN=&INDSV..BVPGR,DISP=SHR
//SYSIN DD DSN=&INDSN..BVPSY(VERIFAN),DISP=SHR
//      DD DSN=&INDSN..BVPSY(VERIFAR),DISP=SHR
//      DD DSN=&INDSN..BVPSY(VERIFGN),DISP=SHR
//      DD DSN=&INDSN..BVPSY(VERIFGR),DISP=SHR
//      DD DSN=&INDSN..BVPSY(VERIFGR),DISP=SHR
//PTUG26 EXEC PGM=BVPTUG26
//*-----
//STEPLIB DD DSN=&STEPLIB,DISP=SHR
//      DD DSN=$BCOB,DISP=SHR
//*:STEPCAT DD DSN=&VSAMCAT,DISP=SHR
//*:      DD DSN=&SYSTCAT,DISP=SHR
//SYSOUT DD SYSOUT=&OUT
//SYSPRINT DD SYSOUT=&OUT
//PAC7AE DD DSN=&INDSV..BVPAE,DISP=SHR
//ANLSR DD DSN=&INDUV..&BASE.AN,DISP=SHR
//PAC7AN DD SUBSYS=(&LSR,'DDNAME=ANLSR','BUFND=40','BUFNI=30')
//ARLSR DD DSN=&INDUV..&BASE.AR,DISP=SHR
//PAC7AR DD SUBSYS=(&LSR,'DDNAME=ARLSR','BUFND=40')
//GNLSR DD DSN=&INDSV..BVPGN,DISP=SHR
//PACGGN DD SUBSYS=(&LSR,'DDNAME=GNLSR','BUFND=10','BUFNI=10')
//GRLSR DD DSN=&INDSV..BVPGR,DISP=SHR
//PACGGR DD SUBSYS=(&LSR,'DDNAME=GRLSR','BUFND=10')
//GULSR DD DSN=&INDSV..BVPGU,DISP=SHR
//PACGGU DD SUBSYS=(&LSR,'DDNAME=GULSR','BUFND=10','BUFNI=10')
//PAC7BM DD DSN=&&TRDUBM01,DISP=(,PASS),
//      UNIT=&UWK,SPACE=(TRK,(60,15),RLSE),
//      DCB=(RECFM=FB,LRECL=80,BLKSIZE=32000)
//PAC7DD DD SYSOUT=&OUT
//PAC7ET DD SYSOUT=&OUT
//PAC7MB DD DSN=&&TRDUMB,DISP=(OLD,DELETE)
//PTUG30 EXEC PGM=BVPTUG30,COND=((0,NE,PTUG26))
//*-----
//STEPLIB DD DSN=&STEPLIB,DISP=SHR
//      DD DSN=$BCOB,DISP=SHR

```

```

//SORTLIB DD DSN=&SORTLIB,DISP=SHR
//*:STEPCHAT DD DSN=&VSAMCAT,DISP=SHR
//*: DD DSN=&SYSTCAT,DISP=SHR
//SYSOUT DD SYSOUT=&OUT
//SYSPRINT DD SYSOUT=&OUT
//SORTWK01 DD UNIT=SYSDA,SPACE=(CYL,&CYL,,CONTIG)
//SORTWK02 DD UNIT=SYSDA,SPACE=(CYL,&CYL,,CONTIG)
//SORTWK03 DD UNIT=SYSDA,SPACE=(CYL,&CYL,,CONTIG)
//PAC7AE DD DSN=&INDSV..BVPAE,DISP=SHR
//ANLSR DD DSN=&INDSV..BVPGN,DISP=SHR
//PAC7AN DD SUBSYS=(&LSR,'DDNAME=ANLSR','BUFND=10','BUFNI=10')
//ARLSR DD DSN=&INDSV..BVPGR,DISP=SHR
//PAC7AR DD SUBSYS=(&LSR,'DDNAME=ARLSR','BUFND=10')
//PAC7AY DD DUMMY
//GNLSR DD DSN=&INDSV..BVPGN,DISP=SHR
//PACGGN DD SUBSYS=(&LSR,'DDNAME=GNLSR','BUFND=10','BUFNI=10')
//GRLSR DD DSN=&INDSV..BVPGR,DISP=SHR
//PACGGR DD SUBSYS=(&LSR,'DDNAME=GRLSR','BUFND=10')
//GULSR DD DSN=&INDSV..BVPGR,DISP=SHR
//PACGGU DD SUBSYS=(&LSR,'DDNAME=GULSR','BUFND=10','BUFNI=10')
//PAC7MB DD DSN=&&TRDUBM01,DISP=(OLD,PASS)
//PAC7GL DD DSN=&&PAC7GL,DISP=(,PASS),
// UNIT=&UWK,SPACE=(TRK,(60,15),RLSE),
// DCB=(RECFM=FB,LRECL=80,BLKSIZE=32000)
//PAC7TK DD DSN=&&PAC7TK,
// UNIT=&UWK,SPACE=(TRK,(60,15),RLSE),
// DCB=(RECFM=FB,LRECL=1028,BLKSIZE=10280)
//PAC7UY DD DSN=&&PAC7UY,DISP=(,PASS),
// UNIT=&UWK,SPACE=(TRK,(60,15),RLSE),
// DCB=(RECFM=FB,LRECL=180,BLKSIZE=18000)
//PAC7DD DD SYSOUT=&OUT
//*
//PRMSYS EXEC PGM=BVPRMSYS,PARM='&USER'
//*-----
//STEPLIB DD DSN=&STEPLIB,DISP=SHR
// DD DSN=$BCOB,DISP=SHR
//SYSOUT DD SYSOUT=&OUT
//PACRIN DD DSN=&INDSN..BVPSY(DFSYTRDU),DISP=SHR
//PACROU DD DSN=&&DFSYTRDU,DISP=(,PASS),SPACE=(TRK,1),
// UNIT=&UWK,
// DCB=(RECFM=FB,LRECL=80,BLKSIZE=800)
//DEFINE EXEC PGM=IDCAMS
//*-----
//*:STEPCHAT DD DSN=&VSAMCAT,DISP=SHR
//SYSPRINT DD SYSOUT=&OUT
//SYSIN DD DSN=&&DFSYTRDU,DISP=(OLD,DELETE)
//REPRO EXEC PGM=IDCAMS,COND=((0,NE,PTUG26),(0,NE,PTUG30))
//*-----
//IN1 DD DSN=&&PAC7UY,DISP=SHR
//OU1 DD DSN=&INDUV..SYTRDU.&USER,DISP=SHR
//SYSPRINT DD SYSOUT=&OUT
//SYSIN DD DSN=&INDSN..BVPSY(REPRO),DISP=SHR
//*
//PTUG42 EXEC PGM=BVPTUG42,COND=((0,NE,PTUG26),(0,NE,PTUG30))
//*-----

```

```

//STEPLIB DD DSN=&STEPLIB,DISP=SHR
// DD DSN=$BCOB,DISP=SHR
//*:STEPCHAT DD DSN=&VSAMCAT,DISP=SHR
//*: DD DSN=&SYSTCAT,DISP=SHR
//PAC7MB DD DSN=&&TRDUBM01,DISP=(OLD,DELETE)
//PAC7UY DD DSN=&INDUV..SYTRDU.&USER,DISP=SHR
//ARLSR DD DSN=&INDUV..&BASE.AR,DISP=SHR
//PAC7AR DD SUBSYS=(&LSR,'DDNAME=ARLSR','BUFND=40')
//PAC7AE DD DSN=&INDSV..BVPAE,DISP=SHR
//GNLSR DD DSN=&INDSV..BVPGN,DISP=SHR
//PACGGN DD SUBSYS=(&LSR,'DDNAME=GNLSR','BUFND=10','BUFNI=10')
//GRLSR DD DSN=&INDSV..BVPGR,DISP=SHR
//PACGGR DD SUBSYS=(&LSR,'DDNAME=GRLSR','BUFND=10')
//GULSR DD DSN=&INDSV..BVPGU,DISP=SHR
//PACGGU DD SUBSYS=(&LSR,'DDNAME=GULSR','BUFND=10','BUFNI=10')
//PAC7BM DD DSN=&&TRDUBM02,DISP=(,PASS),
// DCB=(RECFM=FB,LRECL=80,BLKSIZE=8000),
// UNIT=&UWK,SPACE=(TRK,(1,1),RLSE)
//PAC7DD DD SYSOUT=&OUT
//PAC7ET DD SYSOUT=&OUT
//SYSOUT DD SYSOUT=&OUT
//SYSUDUMP DD SYSOUT=&OUT
//PTUG44 EXEC PGM=BVPTUG44,COND=((0,NE,PTUG26),(0,NE,PTUG30))
//*-----
//STEPLIB DD DSN=&STEPLIB,DISP=SHR
// DD DSN=$BCOB,DISP=SHR
//*:STEPCHAT DD DSN=&VSAMCAT,DISP=SHR
//*: DD DSN=&SYSTCAT,DISP=SHR
//PAC7MB DD DSN=&&TRDUBM02,DISP=(OLD,DELETE)
//PAC7UY DD DSN=&INDUV..SYTRDU.&USER,DISP=SHR
//PAC7AE DD DSN=&INDSV..BVPAE,DISP=SHR
//ARLSR DD DSN=&INDUV..&BASE.AR,DISP=SHR
//PAC7AR DD SUBSYS=(&LSR,'DDNAME=ARLSR','BUFND=40')
//PACDDC DD DSN=&DSMS,DISP=SHR
//PAC7ET DD SYSOUT=&OUT
//SYSOUT DD SYSOUT=&OUT
//SYSUDUMP DD SYSOUT=&OUT
//PAC7CI DD DSN=&&TRDUCI,DISP=(,PASS),
// DCB=(RECFM=FB,LRECL=250,BLKSIZE=27500),
// UNIT=&UWK,SPACE=&SPACI
//PAC7SI DD DSN=&&TRDUSI,DISP=(,PASS),
// DCB=(RECFM=FB,LRECL=250,BLKSIZE=27500),
// UNIT=&UWK,SPACE=&SPACI
//PAC7GC DD DSN=&&TRDUGC,DISP=(,PASS),
// DCB=(RECFM=FB,LRECL=40,BLKSIZE=32000),
// UNIT=&UWK,SPACE=&SPAGC
//PTUG46 EXEC PGM=BVPTUG46,COND=((0,NE,PTUG26),(0,NE,PTUG30))
//*-----
//STEPLIB DD DSN=&STEPLIB,DISP=SHR
// DD DSN=$BCOB,DISP=SHR
//*:STEPCHAT DD DSN=&VSAMCAT,DISP=SHR
//*: DD DSN=&SYSTCAT,DISP=SHR
//SORTLIB DD DSN=&SORTLIB,DISP=SHR
//SYSOUT DD SYSOUT=&OUT
//SYSPRINT DD SYSOUT=&OUT

```

```

//SYSUDUMP DD SYSOUT=&OUT
//SORTWK01 DD UNIT=&UWK,SPACE=(CYL,(&CYL,1),,CONTIG)
//SORTWK02 DD UNIT=&UWK,SPACE=(CYL,(&CYL,1),,CONTIG)
//SORTWK03 DD UNIT=&UWK,SPACE=(CYL,(&CYL,1),,CONTIG)
//PAC7AE DD DSN=&INDSV..BVP AE,DISP=SHR
//ARLSR DD DSN=&INDUV..&BASE.AR,DISP=SHR
//PAC7AR DD SUBSYS=(&LSR,'DDNAME=ARLSR','BUFND=40')
//PAC7GC DD DSN=&&TRDUGC,DISP=SHR
//PAC7CC DD DSN=&&TRDUCC,DISP=(NEW,PASS),
// UNIT=&UWK,SPACE=&SPACC,
// DCB=(RECFM=FB,LRECL=250,BLKSIZE=2500)
//PAC7SC DD DSN=&&TRDUSC,DISP=(NEW,PASS),
// UNIT=&UWK,SPACE=&SPACC,
// DCB=(RECFM=FB,LRECL=250,BLKSIZE=2500)
//PAC7ET DD SYSOUT=&OUT

//CREAV EXEC PGM=IEBGENER,COND=((0,NE,PTUG26),(0,NE,PTUG30))
//*-----
//SYSOUT DD SYSOUT=*
//SYSPRINT DD SYSOUT=*
//SYSIN DD DUMMY
//SYSUT1 DD DSN=&&TRDUSI,DISP=SHR
// DD DSN=&&TRDUCC,DISP=SHR
//SYSUT2 DD DSN=&&TRDUAV,DISP=(NEW,PASS),
// UNIT=&UWK,SPACE=&SPA AV,
// DCB=(RECFM=FB,LRECL=250,BLKSIZE=2500)
//CREAP EXEC PGM=IEBGENER,COND=((0,NE,PTUG26),(0,NE,PTUG30))
//*-----
//SYSOUT DD SYSOUT=&OUT
//SYSPRINT DD SYSOUT=&OUT
//SYSIN DD DUMMY
//SYSUT1 DD DSN=&&TRDUSC,DISP=SHR
// DD DSN=&&TRDUCI,DISP=SHR
//SYSUT2 DD DSN=&&TRDUAP,DISP=(NEW,PASS),
// UNIT=&UWK,SPACE=&SPA AP,
// DCB=(RECFM=FB,LRECL=250,BLKSIZE=2500)
//PRMSYS EXEC PGM=BVPRMSYS,PARM='&USER',COND=EVEN
//*-----
//STEPLIB DD DSN=&STEPLIB,DISP=SHR
// DD DSN=$BCOB,DISP=SHR
//SYSOUT DD SYSOUT=&OUT
//PACRIN DD DSN=&INDSN..BVPSY(DLSYTRDU),DISP=SHR
//PACROU DD DSN=&&DLSYTRDU,DISP=(,PASS),SPACE=(TRK,1),
// UNIT=&UWK,
// DCB=(RECFM=FB,LRECL=80,BLKSIZE=800)
//DELETE EXEC PGM=IDCAMS,COND=EVEN
//*-----
//*:STEP CAT DD DSN=&VSAMCAT,DISP=SHR
//SYSPRINT DD SYSOUT=&OUT
//SYSIN DD DSN=&&DLSYTRDU,DISP=(OLD,DELETE)

```

## DSMS Update Before Database Update

This update is performed using, as input to the DUPT procedure, the first file produced by the DSMS authorization update process.



## TRRP - Generation of Transfer Transactions

### TRRP - Introduction

Once the transfer file has been built, the TRRP procedure generates transfer transactions. These have the same format as batch update transactions applicable in the Development Database by the UPDT procedure.

The transfer transactions may be generated on all the sets related to a Development Database, or on selected sets, based on the following criteria:

1. Transaction Set (required),
2. Target Session.

The values for both criteria are indicated on the '\*' user identification line. Sort options are also available and must be entered in a J-type line.

Each combination of criteria corresponds to a TRRP execution mode.

#### Standard execution (by transaction set)

- Transaction Set code different from '\*\*\*\*\*'.
- No target session

TRRP only processes the transactions that belong to the selected Transaction Set. Since you have not selected a target session, transactions are generated for all the target sessions found in the parameters file regarding this Set.

However, you must run as many TRRP executions as there are target sessions:

A specific attribute -- SESSION PROCESSED -- is automatically positioned in the parameters file (UY) once all the transactions have been generated for a given session.

As a result, if this attribute is positioned for a given session (see also the other execution modes, described in Paragraphs 2 and 3), transactions for that session will not be generated and TRRP will automatically proceed with the next target session, as listed in the parameters file.

This execution mode brings an automatic control over your transfer operations since it avoids duplicating transactions, which could otherwise happen when prior TRRP executions have been run.

The TRRP standard execution mode is therefore recommended for sites where Pac/transfer operations involve large volumes of transactions.

A Warning message will tell you when all sessions have been processed.

Generated transactions must then be used by the batch update procedure (UPDT) of the Development Database.

You may prefer to concatenate all TRRP subsequent outputs and run the UPDT procedure only once.

#### Execution by Transaction Set

- Transaction Set code different from '\*\*\*\*\*'
- Target session: 'nnnnT' or '\*\*\*\*\*'

TRRP only processes the transactions that belong to the selected Transaction Set.

- If you have selected a target session, transactions are generated for this session only.
- If you have selected all sessions ('\*\*\*\*\*'), transactions are systematically generated for all target sessions, all in one TRRP execution.

A specific attribute -- SESSION PROCESSED -- is automatically positioned in the parameters file (UY) once all the transactions have been generated for a given session.

Generated transactions must then be used by the Development Database update procedure (UPDT).

#### Execution mode for all sets and all target sessions

- Transaction Set code: '\*\*\*\*\*'
- Target session number: '\*\*\*\*\*'

Transactions are systematically generated for all Sets and for all their respective target sessions.

**Note:** A specific attribute -- SESSION PROCESSED -- is automatically positioned in the parameters file (UY) once all transactions have been generated for a given session.

Generated transactions must then be used by the Development Database batch update procedure (UPDT).

#### Execution conditions

The Transfer file must exist (created by the TRPF procedure).

#### Result

Transfer transactions formatted for the Development Database batch update procedure (UPDT).

### TRRP - User Input

User identification line (required)

Position	Length	Value	Meaning
2	1	'*	Line code
3	8	uuuuuuuu	User code
11	8	pppppppp	Password
22	5		Selection of target session(s):
		blank	. All target sessions (default), one session processed per TRRP execution. This value cannot be used when all Transaction sets are selected
		nnnnT	. Target session number (required)
		'****'	. All target sessions processed in one TRRP execution
33	10		Selection of Transaction Set(s):
		llllllllll	Transaction Set code
		'*****'	All Transaction Sets
43	1		Formatting for UPDT
		'1'	Formatting
		' '	No formatting
44	1		Formatting for UPDP
		'1'	Formatting
		' '	No formatting

Sort Options line

Position	Length	Value	Meaning
2	1	'J'	Line code
4	1	' '	Chronological list
		'N'	No chronological list
5	1	' '	List by user
		'N'	No list by user
6	1	' '	List by library

Position	Length	Value	Meaning
		'N'	No list by library
7	1	' '	List by session
		'N'	No list by session

## TRRP - Description of Steps

Input recognition: PTU001

Check of VSAM files: IDCAMS

Preparation of extraction: PTUG60

Code	Physical name	Type	Label
PAC7AE	&INDSV..BVPAE	Input	Error messages
PACGGN	&INDSV..BVPGN	Input	Administration Database index
PACGGR	&INDSV..BVPGR	Input	Administration Database data
PACGGU	&INDSV..BVPGU	Input	Administration Database users
PAC7AR	&INDUV..&BASE.AR	Input	Development Database data
PAC7JT	&INDUN..&BASE.TJ	Input	Sequential or compressed Journal
PAC7MB	&&TRRPMB	Input	User input
PAC7UY	&INDUV..SYTRPF.&USER	Input	Reduced parameters
PAC7BM	&&PACXMB	Output	Extraction request for PACX
PAC7PJ	&&PACXPJ	Output	Temporary file
PAC7ET		Report	Statistics on transfer
PAC7DD		Report	Check on user

Return codes:

- 0: No error
- 8: Critical error (detailed in PAC7DD)

Initialization of the KSDS work file: IDCAMS

Extraction: PACX

This step extracts the transactions according to the user input.

Code	Physical name	Type	Label
PAC7AE	&INDSV..BVPAE	Input	Error messages

Code	Physical name	Type	Label
PAC7AN	&INDUV.&BASE.AN	Input	Development Database index
PAC7AR	&INDUV.&BASE.AR	Input	Development Database data
PAC7AY	&INDUV.&BASE.AY	Input	Development Database extension data
PACGGN	&INDSV..BVPGN	Input	Administration Database index
PACGGR	&INDSV..BVPGR	Input	Administration Database data
PACGGU	&INDSV..BVPGU	Input	Administration Database user file
PAC7PJ	&&PACXPJ	Input	Transactions selected by the Journal
PAC7MB	&&PACXMB	Input	User input
PAC7BM	&&PACXBM	Input/Output	User input
PAC7MM	DUMMY	Input/Output	EXPU work file
SYSEXT	&INDUV..SYSEXT. &USER	Input/Output	Work file
PAC7MJ	&&PAC7MJ	Input/Output	Journal transactions (EXPJ)
PAC7TE	DUMMY	Input/Output	RMEN work file
PAC7RE	DUMMY	Input/Output	RMEN work file
PAC7RM	DUMMY	Input/Output	RMEN work file
PAC7WD	&&PACXWD	Input/Output	Extracted transactions
PAC7MV	&&MV	Output	Extracted transactions for UPDT
PAC7MR	DUMMY	Output	Extracted transactions for REOR (EXPU)
PAC7TD	DUMMY	Output	Extracted transactions for CPSN
PAC7GY	&&GY	Output	Extracted transactions for UPDP
PAC7UE	DUMMY	Output	Extracted transactions for EXUE
PAC7IA		Report	Overall program flow printout
PAC7DD		Report	Printing of errors list on input transactions
PAC7EE		Report	Extractions report
PAC7EP		Report	Extractions report
PAC7EQ		Report	Extractions report

Code	Physical name	Type	Label
PAC7EZ		Report	Extractions report
SORTWK01		Sort	
SORTWK02		Sort	
SORTWK02		Sort	

Return codes:

- 0: No error
- 4: Error on user input (detailed in PAC7EE) or on the extractions for EXTR/EXUE (detailed in PAC7EZ)
- 8: Error on '\*' line (detailed in PAC7DD) or in EXLI (Database not available)

Positioning the 'session processed' attribute: PTUG61

Code	Physical name	Type	Label
PAC7AE	&INDSV..BVP AE	Input	Error messages
PAC7AR	&INDUV..&BASE.AR	Input	Development Database data
PAC7MB	&&TRRPMB	Input	User input
PAC7UY	&INDUV..SYTRF. &USER	Input/Output	Reduced parameters
PAC7ET		Report	Transfer statistics

Deletion of the KSDS work file: IDCAMS

### TRRP - Execution JCL

```

/** -----
/**      VISUALAGE PACBASE
/**
/** -----
/**      PAC/TRANSFER -
/**      GENERATING THE TRANSFER TRANSACTIONS
/** -----
/**
/** ONCE THE TRANSFER FILE HAS BEEN BUILT, THE TRRP
/** PROCEDURE GENERATES TRANSFER TRANSACTIONS. THESE HAVE
/** THE SAME FORMAT AS BATCH UPDATE TRANSACTIONS
/** APPLICABLE BY THE UPDT PROCEDURE.
/**
/** INPUT :
/** - USER IDENTIFICATION LINE (REQUIRED)
/**   COL 2 : "*"
/**   COL 3 : USERIDXX

```

```

/** COL 11 : PASSWORD
/** COL 22 : (5 CAR.) SELECTION OF TARGET SESSION(S)
/** COL 33 : (10 CAR.) SELECTION OF TRANSACTION SET(S)
/** COL 43 : "1" UPDT FORMAT
/** " " NO FORMAT
/** COL 44 : "1" UPDP FORMAT
/** " " NO FORMAT
/** - COMMAND LINE :
/** COL 2 : "J" LINE CODE
/** COL 4 : " " CHRONOLOGICAL LIST
/** "N" NO CHRONOLOGICAL LIST
/** COL 5 : " " LIST BY USER
/** "N" NO LIST BY USER
/** COL 6 : " " LIST BY LIBRARY
/** "N" NO LIST BY LIBRARY
/** COL 7 : " " LIST BY SESSION
/** "N" NO LIST BY SESSION
/** -----
/**
/**BVPTRRP PROC BASE=$BASE, CODE OF DEVPT DATABASE
/** INDUV='$INDUV', INDEX OF VSAM USER FILES
/** INDSV='$INDSV', INDEX OF VSAM SYSTEM FILES
/** INDSN='$INDSN', INDEX OF NON-VSAM SYSTEM FILES
/** INDUN='$INDUN', INDEX OF NON-VSAM USER FILES
/** OUT=$OUT, OUTPUT CLASS
/**: VSAMCAT='$VCAT', USER VSAM CATALOG
/**: SYSCAT='$SCAT', DEVPT SYSTEM VSAM CATALOG
/** STEPLIB='$HLQ..SBVPMBR8', LOAD-MODULES LIBRARY
/** LSR='BSLR', LSR BATCH SYSTEM NAME LIBRARY
/** SORTLIB='$BIBT', SORT LIBRARY
/** USER=, USER CODE
/** CYL=5, SORTWORK SPACE
/** UWK=$UWK, WORK UNIT
/** SPAMV='(TRK,(30,10))', EXTRACTED TRANSACTIONS SPACE
/** SPAGY='(TRK,(30,10))', EXTRACTED TRANSACTIONS SPACE
/** SPAPJ='(TRK,(30,10))', SELECTED PJ FILE SPACE
/** SPAMB='(TRK,(5,1),RLSE)', SPACE OF COMMAND FILE
/** SPATD='(TRK,(50,10),RLSE)', SPACE OF CPSN FILE
/*******
//INPUT EXEC PGM=BVPTU001
/**-----
//STEPLIB DD DSN=&STEPLIB,DISP=SHR
// DD DSN=$BCOB,DISP=SHR
//CARTE DD DDNAME=SYSIN
//PAC7MB DD DSN=&&TRRPMB,DISP=(,PASS),
// UNIT=&UWK,SPACE=(TRK,(5,1),RLSE),
// DCB=(RECFM=FB,LRECL=80,BLKSIZE=6160)
//VERIFY EXEC PGM=IDCAMS
/**-----
/**:STEPCAT DD DSN=&VSAMCAT,DISP=SHR
/**: DD DSN=&SYSCAT,DISP=SHR
//SYSPRINT DD SYSOUT=&OUT
//PAC7AN DD DSN=&INDUV..&BASE.AN,DISP=SHR
//PAC7AR DD DSN=&INDUV..&BASE.AR,DISP=SHR
//PAC7AY DD DSN=&INDUV..&BASE.AY,DISP=SHR

```

```

//PACGGN DD DSN=&INDSV..BVPGN,DISP=SHR
//PACGGR DD DSN=&INDSV..BVPGR,DISP=SHR
//PACGGU DD DSN=&INDSV..BVPGU,DISP=SHR
//SYSIN DD DSN=&INDSN..BVPSY(VERIFAN),DISP=SHR
// DD DSN=&INDSN..BVPSY(VERIFAR),DISP=SHR
// DD DSN=&INDSN..BVPSY(VERIFAY),DISP=SHR
// DD DSN=&INDSN..BVPSY(VERIFGN),DISP=SHR
// DD DSN=&INDSN..BVPSY(VERIFGR),DISP=SHR
// DD DSN=&INDSN..BVPSY(VERIFGU),DISP=SHR
//PTUG60 EXEC PGM=BVPTUG60
//*-----
//STEPLIB DD DSN=&STEPLIB,DISP=SHR
// DD DSN=$BCOB,DISP=SHR
//*:STEP CAT DD DSN=&VSAMCAT,DISP=SHR
//*: DD DSN=&SYSTCAT,DISP=SHR
//SYSOUT DD SYSOUT=&OUT
//SYSUDUMP DD SYSOUT=&OUT
//PAC7AE DD DSN=&INDSV..BVP AE,DISP=SHR
//GNLSR DD DSN=&INDSV..BVPGN,DISP=SHR
//PACGGN DD SUBSYS=(&LSR,'DDNAME=GNLSR','BUFND=10','BUFNI=10')
//GRLSR DD DSN=&INDSV..BVPGR,DISP=SHR
//PACGGR DD SUBSYS=(&LSR,'DDNAME=GRLSR','BUFND=10')
//GULSR DD DSN=&INDSV..BVPGU,DISP=SHR
//PACGGU DD SUBSYS=(&LSR,'DDNAME=GULSR','BUFND=10','BUFNI=10')
//ARLSR DD DSN=&INDUV..&BASE.AR,DISP=SHR
//PAC7AR DD SUBSYS=(&LSR,'DDNAME=ARLSR','BUFND=40')
//PAC7UY DD DSN=&INDUV..SYTRPF.&USER,DISP=SHR
//PAC7JT DD DSN=&INDUN..&BASE.TJ,DISP=SHR
//PAC7MB DD DSN=&&TRRPMB,DISP=(OLD,PASS)
//PAC7BM DD DSN=&&PACXMB,DISP=(,PASS),UNIT=SYSDA,
// SPACE=(TRK,(1,1)),
// DCB=(RECFM=FB,LRECL=80,BLKSIZE=8000)
//PAC7PJ DD DSN=&&PACXPJ,DISP=(,PASS),UNIT=SYSDA,
// SPACE=&SPAPJ,
// DCB=(RECFM=FB,LRECL=170,BLKSIZE=17000)
//PAC7DD DD SYSOUT=&OUT
//PAC7ET DD SYSOUT=&OUT
//PRMSYS EXEC PGM=BVPRMSYS,PARM='&USER,&INDUV'
//*-----
//STEPLIB DD DSN=&STEPLIB,DISP=SHR
// DD DSN=$BCOB,DISP=SHR
//SYSOUT DD SYSOUT=&OUT
//PACRIN DD DSN=&INDSN..BVPSY(DFSYSEXT),DISP=SHR
//PACROU DD DSN=&&DFSYSEXT,DISP=(,PASS),SPACE=(TRK,1),
// UNIT=&UWK,
// DCB=(RECFM=FB,LRECL=80,BLKSIZE=800)
//DEFINE EXEC PGM=IDCAMS
//*-----
//*:STEP CAT DD DSN=&VSAMCAT,DISP=SHR
//SYSRINT DD SYSOUT=&OUT
//SYSIN DD DSN=&&DFSYSEXT,DISP=(OLD,DELETE)
//MAXKEY EXEC PGM=IDCAMS
//*-----
//*:STEP CAT DD DSN=&VSAMCAT,DISP=SHR
//SYSRINT DD SYSOUT=&OUT

```



```

//SYSPAF DD DSN=&INDUV..SYSEXT.&USER,DISP=SHR
//MAXKEY DD DSN=&INDSN..BVPSY(MAXKEY),DISP=SHR
//SYSIN DD DSN=&INDSN..BVPSY(REPRO999),DISP=SHR
//*
//PACX EXEC PGM=BVPACX,REGION=0K,COND=(0,NE,PTUG60)
/*-----
/*:STEP CAT DD DSN=&SYSTCAT,DISP=SHR
/*: DD DSN=&VSAMCAT,DISP=SHR
//STEPLIB DD DSN=&STEPLIB,DISP=SHR
// DD DSN=$BCOB,DISP=SHR
//SYSOUT DD SYSOUT=&OUT
//SYSOUX DD SYSOUT=&OUT
//SYSPRINT DD SYSOUT=&OUT
//SYSUDUMP DD SYSOUT=&OUT
//PAC7AE DD DSN=&INDSV..BVP AE,DISP=SHR
//ANLSR DD DSN=&INDUV..&BASE.AN,DISP=SHR
//PAC7AN DD SUBSYS=(&LSR,'DDNAME=ANLSR','BUFND=40','BUFNI=30')
//ARLSR DD DSN=&INDUV..&BASE.AR,DISP=SHR
//PAC7AR DD SUBSYS=(&LSR,'DDNAME=ARLSR','BUFND=40')
//AYLSR DD DSN=&INDUV..&BASE.AY,DISP=SHR
//PAC7AY DD SUBSYS=(&LSR,'DDNAME=AYLSR','BUFND=40')
//GNLSR DD DSN=&INDSV..BVP GN,DISP=SHR
//PACGGN DD SUBSYS=(&LSR,'DDNAME=GNLSR','BUFND=10','BUFNI=10')
//GRLSR DD DSN=&INDSV..BVP GR,DISP=SHR
//PACGGR DD SUBSYS=(&LSR,'DDNAME=GRLSR','BUFND=10')
//GULSR DD DSN=&INDSV..BVP GU,DISP=SHR
//PACGGU DD SUBSYS=(&LSR,'DDNAME=GULSR','BUFND=10','BUFNI=10')
//PAC7PJ DD DSN=&&PACXPJ,DISP=(OLD,DELETE)
//PAC7IA DD SYSOUT=&OUT
//PAC7DD DD SYSOUT=&OUT
//PAC7EE DD SYSOUT=&OUT
//PAC7EP DD SYSOUT=&OUT
//PAC7EQ DD SYSOUT=&OUT
//PAC7EZ DD SYSOUT=&OUT
//SYLSR DD DSN=&INDUV..SYSEXT.&USER,DISP=SHR
//SYSEXT DD SUBSYS=(&LSR,'DDNAME=SYLSR')
//PAC7MB DD DSN=&&PACXMB,DISP=(OLD,PASS)
//PAC7BM DD DSN=&&PACXBM,DISP=(,PASS),UNIT=&UWK,
// DCB=BLKSIZE=3440,SPACE=&SPAMB
//PAC7MM DD DUMMY
//PAC7MJ DD DSN=&&PAC7MJ,DISP=(,PASS),UNIT=&UWK,
// SPACE=&SPAMV,
// DCB=(RECFM=FB,LRECL=158,BLKSIZE=6320)
//PAC7TE DD DUMMY
//PAC7RE DD DUMMY
//PAC7RM DD DUMMY
//PAC7WD DD DSN=&&PACXWD,DISP=(,PASS),UNIT=&UWK,
// SPACE=&SPATD,
// DCB=(RECFM=FB,LRECL=286,BLKSIZE=6292)
//SORTLIB DD DSN=&SORTLIB,DISP=SHR
//SORTWK01 DD UNIT=&UWK,SPACE=(CYL,(&CYL,1),,CONTIG)
//SORTWK02 DD UNIT=&UWK,SPACE=(CYL,(&CYL,1),,CONTIG)
//SORTWK03 DD UNIT=&UWK,SPACE=(CYL,(&CYL,1),,CONTIG)
//PAC7MV DD DSN=&&MV,DISP=(,PASS),UNIT=&UWK,
// SPACE=&SPAMV,

```

```

//          DCB=(RECFM=FB,LRECL=80,BLKSIZE=6160)
//PAC7MR DD DUMMY
//PAC7TD DD DUMMY
//PAC7GY DD DSN=&&GY,DISP=(,PASS),UNIT=&UWK,
//          SPACE=&SPAGY,
//          DCB=(RECFM=FB,LRECL=310,BLKSIZE=12400)
//PAC7UE DD DUMMY
//*
//PTUG61 EXEC PGM=BVPTUG61,COND=((0,NE,PTUG60),(0,NE,PACX))
//*-----
//STEPLIB DD DSN=&STEPLIB,DISP=SHR
//          DD DSN=$BCOB,DISP=SHR
//*:STEP CAT DD DSN=&VSAMCAT,DISP=SHR
//*:          DD DSN=&SYSTCAT,DISP=SHR
//SYSOUT DD SYSOUT=&OUT
//SYSUDUMP DD SYSOUT=&OUT
//PAC7AE DD DSN=&INDSV..BVP AE,DISP=SHR
//ARLSR DD DSN=&INDUV..&BASE.AR,DISP=SHR
//PAC7AR DD SUBSYS=(&LSR,'DDNAME=ARLSR','BUFND=40')
//PAC7UY DD DSN=&INDUV..SYTRPF.&USER,DISP=SHR
//PAC7MB DD DSN=&&TRRPMB,DISP=(OLD,DELETE)
//PAC7ET DD SYSOUT=&OUT
//PRMSYS EXEC PGM=BVPRMSYS,PARM='&USER,&INDUV',COND=EVEN
//*-----
//STEPLIB DD DSN=&STEPLIB,DISP=SHR
//          DD DSN=$BCOB,DISP=SHR
//SYSOUT DD SYSOUT=&OUT
//PACRIN DD DSN=&INDSN..BVPSY(DLSYSEXT),DISP=SHR
//PACROU DD DSN=&&DLSYSEXT,DISP=(,PASS),SPACE=(TRK,1),
//          UNIT=&UWK,
//          DCB=(RECFM=FB,LRECL=80,BLKSIZE=800)
//DELETE EXEC PGM=IDCAMS,COND=EVEN
//*-----
//*:STEP CAT DD DSN=&VSAMCAT,DISP=SHR
//SYSPRINT DD SYSOUT=&OUT
//SYSIN DD DSN=&&DLSYSEXT,DISP=(OLD,DELETE)

```

## Update of the Development Database

The Development Database is updated via the UPDT procedure, taking the Transfer file -- created by the TRRP procedure -- as input.

In the case of a 'standard processing' of the generation of transfer transactions (see previous subchapter), the following procedures may be executed several times:

- . TRRP (Generation of transfer transactions),
- . UPDT (Update of the Development Database).

## Reinitialization of DSMS Environment

This processing in the DSMS Database resets the update authorizations on the selected source and target Changes as they were before the transfer operation.

This initial state is obtained by executing the DSMS update procedure (DUPT), using as input transactions the contents of the file resulting from the DSMS Environment Preparation procedure (TRDU).







Part Number: DEPCI002362A - 8992

Printed in USA