

WebSphere® Application Server V4.0.1 for z/OS and OS/390



# Messages and Diagnosis



WebSphere® Application Server V4.0.1 for z/OS and OS/390



# Messages and Diagnosis

**Note**

Before using this information and the product it supports, be sure to read the general information under Appendix E, "Notices," on page 465.

**Eighth Edition (July 2003)**

This is a major revision of GA22-7837-06

This edition applies to WebSphere Application Server V4.0.1 for z/OS and OS/390 (5655-F31), and to all subsequent releases and modifications until otherwise indicated in new editions.

The most current versions of the WebSphere Application Server V4.0.1 for z/OS and OS/390 publications are at this Web site:

[http://www.ibm.com/software/webservers/appserv/zos\\_os390/](http://www.ibm.com/software/webservers/appserv/zos_os390/)

© Copyright International Business Machines Corporation 2000, 2002. All rights reserved.

US Government Users Restricted Rights – Use, duplication or disclosure restricted by GSA ADP Schedule Contract with IBM Corp.

---

# Contents

**Figures . . . . . v**

**Tables . . . . . vii**

**About this book . . . . . ix**

Who should read this book . . . . . ix

How this book is organized . . . . . ix

Where to find related information, tools, and supplements . . . . . x

How to send your comments . . . . . xi

**Summary of changes . . . . . xiii**

**Chapter 1. Introduction . . . . . 1**

Diagram of diagnosticians . . . . . 1

**Chapter 2. WebSphere Application Server V4.0.1 for z/OS and OS/390 diagnosis . . . . . 3**

IBM Support Center problem reporting tips . . . . . 3

    Contact the correct level of support... . . . . 3

    Be prepared to provide the following information... . . . . 3

Run-time environment checker . . . . . 4

Tools that can be utilized . . . . . 5

Steps for diagnosing in WebSphere Application Server V4.0.1 for z/OS and OS/390. . . . . 6

    The four phases of diagnosis . . . . . 6

    The background process . . . . . 9

WebSphere for z/OS diagnosis considerations . . . . . 10

    What exactly is going on? . . . . . 10

    Were all fixes installed? . . . . . 10

    Is portability an issue?. . . . . 10

Diagnosis information location determination help . . . . . 11

Trace and error logstream tips . . . . . 13

    Running an WebSphere for z/OS trace . . . . . 13

    Looking at the WebSphere for z/OS error logstream . . . . . 14

Diagnosing problems with the IMS-APPC procedural application adapter . . . . . 14

Diagnosing problems with support for local transactions . . . . . 15

    Guidelines for transitioning between local and global transactional mode . . . . . 15

    Restarting the local transaction . . . . . 15

    Local transaction policies . . . . . 15

    Global transaction policies . . . . . 15

Diagnosing problems with cold starts. . . . . 16

    Back up your configuration . . . . . 16

    Watch for installation snags . . . . . 16

    Current cold start environment variables . . . . . 17

Where to find more information . . . . . 17

**Chapter 3. Tracing runtime activities . . . 19**

Introduction . . . . . 19

Planning for WebSphere Application Server for z/OS and OS/390 component tracing . . . . . 20

    Creating CTIBBOxx parmlib members for WebSphere for z/OS tracing. . . . . 20

    Specifying buffers for WebSphere for z/OS tracing . . . . . 21

    Specifying WebSphere for z/OS trace options through environment variables . . . . . 21

    Determining what to trace . . . . . 23

Obtaining WebSphere for z/OS trace data . . . . . 24

    Tracing to trace buffers . . . . . 24

    Tracing to trace data sets . . . . . 24

    Running the CTRACE external writer . . . . . 26

    Running CTRACE to collect trace data for Java server applications . . . . . 26

Viewing WebSphere for z/OS trace data with IPCS . . . . . 26

    Steps for using the IPCS dialog to format CTRACE data . . . . . 27

    Finding the subname for IPCS CTRACE. . . . . 27

    Viewing multiple traces . . . . . 28

Summary of WebSphere for z/OS environment variables for trace . . . . . 28

    Buffers . . . . . 28

    Options. . . . . 28

**Chapter 4. Tracing WebSphere for z/OS-supported connector activities . . . 29**

Steps for enabling tracing of connector processing . . . . . 29

**Chapter 5. Tracing Java server applications . . . . . 31**

Steps for using IPCS in batch mode to format CTRACE data . . . . . 32

    Sample JCL to display WebSphere for z/OS trace data . . . . . 33

Steps for turning on J2EE tracing . . . . . 34

Event types . . . . . 35

Format of message output in the error log stream . . . . . 36

Message lengths . . . . . 37

Format of trace output in error log stream . . . . . 37

    Trace lengths . . . . . 37

**Chapter 6. Using the WebSphere for z/OS error log stream . . . . . 39**

Overview of the WebSphere for z/OS error log stream . . . . . 39

    Setting up the error log stream . . . . . 39

    Identifying the error log stream name . . . . . 39

    Using the log browse utility (BBORBLOG) . . . . . 40

    Dissection of the error log stream record output . . . . . 40

    Saving your BBORBLOG browser output . . . . . 42

<b>Chapter 7. Using the Naming Dump Utility (BBOSNDMP)</b> . . . . .	<b>43</b>	<b>Chapter 13. Messages — General (BBOJxxxx, BBOUxxxx, WRASxxxx)</b> . . . . .	<b>183</b>
Overview of the Naming Dump Utility . . . . .	43	<b>Chapter 14. Messages — Direct Deployment Tool (BBOYxxxx)</b> . . . . .	<b>275</b>
Using the Naming Dump Utility . . . . .	43	<b>Chapter 15. Messages — Dynamic Fragment Cache (DYNAXxxxx)</b> . . . . .	<b>283</b>
Input . . . . .	43	<b>Chapter 16. Error (minor) codes</b> . . . . .	<b>287</b>
Output . . . . .	43	<b>Chapter 17. Abend (reason) codes</b>	<b>437</b>
Naming Dump Utility control statements . . . . .	46	<b>Appendix A. VERBEXIT CBDATA subcommand — format WebSphere for z/OS data</b> . . . . .	<b>457</b>
Job control statements . . . . .	46	<b>Appendix B. Automation-gearred messages</b> . . . . .	<b>459</b>
Utility control statements (utility options) . . . . .	46	<b>Appendix C. Valid WebSphere for z/OS error (minor) code component ranges</b> . . . . .	<b>461</b>
Examples of the BBOSNDMP control statement . . . . .	49	<b>Appendix D. The WebSphere Application Server for z/OS and OS/390 Error Dump and Cleanup interface</b> . . . . .	<b>463</b>
Examples of the BBOSNDMP control statement from TSO . . . . .	50	Program requirements . . . . .	463
BBOSNDMP return codes . . . . .	51	General information . . . . .	463
<b>Chapter 8. Using the Interface Repository Dump Utility (BBOPUDMP)</b> . . . . .	<b>53</b>	Input register information . . . . .	463
Overview of the Interface Repository Dump Utility . . . . .	53	Output register information . . . . .	463
When to use the Interface Repository Dump Utility (BBOPUDMP) . . . . .	53	Example . . . . .	464
Using the Interface Repository Dump Utility . . . . .	53	<b>Appendix E. Notices</b> . . . . .	<b>465</b>
Input . . . . .	53	Examples in this book . . . . .	466
Output . . . . .	55	Trademarks . . . . .	467
BBOPUDMP return codes . . . . .	58	Programming interface information . . . . .	467
<b>Chapter 9. Using the Interface Repository Integrity Checker (BBOPUNIT)</b> . . . . .	<b>59</b>	<b>Glossary</b> . . . . .	<b>469</b>
Overview of the Interface Repository Integrity Checker . . . . .	59		
Using the Interface Repository Integrity Checker . . . . .	59		
Input . . . . .	59		
Output . . . . .	60		
BBOPUNIT Return Codes . . . . .	61		
<b>Chapter 10. Messages — GUI (BBONxxxx)</b> . . . . .	<b>63</b>		
<b>Chapter 11. Messages — Scripting API (BBON3xxx)</b> . . . . .	<b>143</b>		
<b>Chapter 12. Messages — Query (BBOQxxxx)</b> . . . . .	<b>161</b>		

---

## Figures

1. Problem determination tasks and responsibilities . . . . . 1
2. Layout of an Interface Repository dump output (text) file . . . . . 55
3. Interface Repository Integrity Checker . . . . . 60





---

## Tables

1. Parts table for diagnosticians . . . . .	1	7. Parts table for a BBOSNDMP record output	44
2. Parts table for a parmlib member . . . . .	20	8. BBOSNDMP return codes . . . . .	51
3. How to view the messages and trace data	31	9. BBOPUDMP return codes . . . . .	58
4. Trace event types . . . . .	35	10. BBOPUNIT return codes . . . . .	61
5. Parts table for a server logstream record output . . . . .	41	11. WebSphere for z/OS abend codes . . . . .	437
6. Parts table for a CERR record output . . . . .	41	12. Messages that can help with automation	459
		13. Valid error (minor) code component ranges	461



---

## About this book

This book includes information on diagnosing and debugging WebSphere for z/OS problems, as well as a descriptive listing of all messages, codes and abends that could be encountered along the way.

**Note:** The full product name is "WebSphere Application Server V4.0.1 for z/OS and OS/390," hereafter referred to in this text as WebSphere for z/OS."

---

## Who should read this book

This book is for the professional programmer who needs to diagnose and debug problems with WebSphere for z/OS. It is assumed that you are an experienced programmer and that you have a general knowledge of object-oriented programming and z/OS or OS/390. Practical experience using an object-oriented programming language is helpful, but not essential.

Common object-oriented programming terminology is used throughout this book. See the *IBM Component Broker Glossary*, SC09-2710, for common words that take on specialized meanings.

---

## How this book is organized

The following is an overview of the chapter order and contents.

- Chapter 1, "Introduction," on page 1 describes who may typically diagnose WebSphere for z/OS.
- Chapter 2, "WebSphere Application Server V4.0.1 for z/OS and OS/390 diagnosis," on page 3 provides checklists and diagnosis tips for WebSphere for z/OS problem determination. It also tells you how to report a problem to IBM.
- Chapter 3, "Tracing runtime activities," on page 19 describes how to debug problems with WebSphere for z/OS trace facilities.
- Chapter 4, "Tracing WebSphere for z/OS-supported connector activities," on page 29 describes how to trace WebSphere for z/OS-supported connector activities.
- Chapter 5, "Tracing Java server applications," on page 31 provides information about JRAS for WebSphere for z/OS.
- Chapter 6, "Using the WebSphere for z/OS error log stream," on page 39 describes how to use the WebSphere for z/OS error log stream.
- Chapter 7, "Using the Naming Dump Utility (BBOSNDMP)," on page 43 describes how to use the Naming Dump Utility (BBOSNDMP).
- Chapter 8, "Using the Interface Repository Dump Utility (BBOPUDMP)," on page 53 describes how to use the Interface Repository Dump Utility (BBOPUDMP).
- Chapter 9, "Using the Interface Repository Integrity Checker (BBOPUNIT)," on page 59 describes how to use the Interface Repository Integrity Checker (BBOPUNIT).
- Chapter 10, "Messages — GUI (BBONxxxx)," on page 63 provides the standard WebSphere for z/OS GUI messages.

- Chapter 11, “Messages — Scripting API (BBON3xxx),” on page 143 provides the standard WebSphere for z/OS SM Scripting API messages for both the server side and the client side.
- Chapter 12, “Messages — Query (BBOQxxxx),” on page 161 provides the standard WebSphere for z/OS query messages.
- Chapter 13, “Messages — General (BBOJxxxx, BBOUxxxx, WRASxxxx),” on page 183 provides the standard WebSphere for z/OS general messages.
- Chapter 14, “Messages — Direct Deployment Tool (BBOYxxxx),” on page 275 provides the standard WebSphere for z/OS Direct Deployment Tool messages.
- Chapter 15, “Messages — Dynamic Fragment Cache (DYNAXxxx),” on page 283 provides the standard WebSphere for z/OS Dynamic Fragment Cache messages.
- Chapter 16, “Error (minor) codes,” on page 287 provides the codes you can receive with WebSphere for z/OS.
- Chapter 17, “Abend (reason) codes,” on page 437 provides the abnormal terminations (abends) you can receive with WebSphere for z/OS.
- Appendix A, “VERBEXIT CBDATA subcommand — format WebSphere for z/OS data,” on page 457 describes how to use the VERBEXIT CBDATA subcommand. This is an IPCS command used to format WebSphere for z/OS data.
- Appendix B, “Automation-gearred messages,” on page 459 is a chart that lists messages that may be useful when dealing with automation.
- Appendix C, “Valid WebSphere for z/OS error (minor) code component ranges,” on page 461 is a chart that lists the valid ranges for WebSphere for z/OS components.
- Appendix D, “The WebSphere Application Server for z/OS and OS/390 Error Dump and Cleanup interface,” on page 463 provides information about the BBORLEXT programming interface.
- Appendix E, “Notices,” on page 465 provides general information about this book.

---

## Where to find related information, tools, and supplements

This is a list of books that are in the WebSphere for z/OS library. They can be found by accessing the following Web site:

[http://www.ibm.com/software/webservers/appserv/zos\\_os390/library/](http://www.ibm.com/software/webservers/appserv/zos_os390/library/)

- *WebSphere Application Server V4.0.1 for z/OS and OS/390: Program Directory*, GI10-0680, describes the elements of and the installation instructions for WebSphere for z/OS.
- *WebSphere Application Server V4.0.1 for z/OS and OS/390: License Information*, LA22-7855, describes the license information for WebSphere for z/OS.
- *WebSphere Application Server V4.0.1 for z/OS and OS/390: Installation and Customization*, GA22-7834, describes the planning, installation, and customization tasks and guidelines for WebSphere for z/OS.
- *WebSphere Application Server V4.0.1 for z/OS and OS/390: Messages and Diagnosis*, GA22-7837, provides diagnosis information and describes messages and codes associated with WebSphere for z/OS.
- *WebSphere Application Server V4.0.1 for z/OS and OS/390: Operations and Administration*, SA22-7835, describes system operations and administration tasks.
- *WebSphere Application Server V4.0.1 for z/OS and OS/390: Assembling J2EE Applications*, SA22-7836, describes how to develop, assemble, and install J2EE applications in a WebSphere for z/OS J2EE server.

- *WebSphere Application Server V4.0.1 for z/OS and OS/390: Assembling CORBA Applications*, SA22-7848, describes how to develop, assemble, and deploy CORBA applications in a WebSphere for z/OS (MOFW) server.
- *WebSphere Application Server V4.0.1 for z/OS and OS/390: System Management User Interface*, SA22-7838, describes the system administration and operations tasks as provided in the Systems Management User Interface.
- *WebSphere Application Server V4.0.1 for z/OS and OS/390: System Management Scripting API*, SA22-7839, describes the functionality of the WebSphere for z/OS Systems Management Scripting API product.
- *WebSphere Application Server V4.0.1 for z/OS and OS/390: Migration*, GA22-7860, describes migration procedures for WebSphere for z/OS.

Here are some other WebSphere Application Server books on that Web site that you might find particularly helpful:

- *WebSphere Application Server for OS/390 V3.5 Standard Edition Planning, Installing, and Using*, GC34-4835, provides information about running the Version 3.5 runtime shipped with the V4.0.1 product within the HTTP Server address space. You can use this configuration if you want to continue running non-J2EE-compliant Web applications in the V3.5 runtime within the HTTP Server address space while migrating to the full WebSphere for z/OS run time.
- *Building Business Solutions with WebSphere*, SC09-4432

The integrated WebSphere Application Server Advanced Edition and WebSphere Application Server Enterprise Edition InfoCenter includes CORBA (MOFW) information you need to code CORBA (MOFW) components. Go to:

<http://www.ibm.com/software/webservers/appserv/infocenter.html>

For additional WebSphere for z/OS tools and supplements, go to the following Web site and select the download link:

[http://www.ibm.com/software/webservers/appserv/zos\\_os390/](http://www.ibm.com/software/webservers/appserv/zos_os390/)

You might also need to refer to information about other z/OS or OS/390 elements and products. All of this information is available through links at the following Internet locations:

<http://www.ibm.com/servers/eserver/zseries/zos/>  
<http://www.ibm.com/servers/s390/os390/>

---

## How to send your comments

Your feedback is important in helping to provide the most accurate and highest quality information. You can e-mail your comments to:

[wasdoc@us.ibm.com](mailto:wasdoc@us.ibm.com)

or fax them to 919-254-0206.

Be sure to include the document name and number, the WebSphere Application Server version, and, if applicable, the specific page, table, or figure number on which you are commenting.

When you send information to IBM, you grant IBM a nonexclusive right to use or distribute the information in any way it believes appropriate without incurring any obligation to you.



---

## Summary of changes

**Summary of changes  
for GA22-7837-07  
WebSphere for z/OS V4.0.1  
as updated, July 2003  
service level W401508**

This edition contains information previously presented in GA22-7837-06, which supports WebSphere for z/OS. The following is a summary of changes to this information:

**Notes:**

1. The term "message" will be used to indicate a message, minor code or abend.
2. Any new, changed, or deleted messages can affect your installation's automation package. Ensure that your installation's automation package is updated with these changes.

**New and changed information**

The following APARs and development work have affected the new and changed message information for this publication refresh:

- Chapter 14, "Messages — Direct Deployment Tool (BBOYxxxx)," on page 275 provides the new and changed messages for WebSphere for z/OS Direct Deployment Tool.
- PQ73393, MD17393, MD17373, MD17344, MD17399, MD17409

Technical changes or additions to the text and illustrations are indicated by a vertical line ( | ) to the left of the change. Updated messages and codes are not marked, rather they are clearly identified in the tables above.

**Summary of changes  
for GA22-7837-06  
WebSphere for z/OS V4.0.1  
as updated, September 2002  
PTFs UQ90051, UQ90052, and UQ70037  
service level W401400**

This edition contains information previously presented in GA22-7837-05, which supports WebSphere for z/OS. The following is a summary of changes to this information:

**Notes:**

1. The term "message" will be used to indicate a message, minor code or abend.
2. Any new, changed, or deleted messages can affect your installation's automation package. Ensure that your installation's automation package is updated with these changes.

**New information**

The following is the new message information for this publication refresh:

- Chapter 14, “Messages — Direct Deployment Tool (BBOYxxxx),” on page 275 provides the standard WebSphere for z/OS Direct Deployment Tool messages.
- Chapter 15, “Messages — Dynamic Fragment Cache (DYNAXxxx),” on page 283 provides the standard WebSphere for z/OS Dynamic Fragment Cache messages.

Technical changes or additions to the text and illustrations are indicated by a vertical line ( | ) to the left of the change. Updated messages and codes are not marked, rather they are clearly identified in the tables above.

**Summary of changes  
for GA22-7837-05  
WebSphere for z/OS V4.0.1  
as updated, July 2002  
service level W401082**

This edition contains information previously presented in GA22-7837-04, which supports WebSphere for z/OS. The following is a summary of changes to this information:

**Notes:**

1. The term “message” will be used to indicate a message, minor code or abend.
2. Any new, changed, or deleted messages can affect your installation’s automation package. Ensure that your installation’s automation package is updated with these changes.

**New information**

The following are the new message identifiers for this publication refresh:

BBOJ0031I	BBOJ0033I	BBOJ0034I	BBOJ0035E
C9C200021	C9C20002C	C9C218F1	C9C2E201
C9C200022	C9C20002D	C9C218F2	C9C2E202
C9C200023	C9C20002E	C9C218F3	C9C2E203
C9C200024	C9C20CEA	C9C218F4	C9C2E204
C9C200025	C9C20CEB	C9C218F5	C9C2E301
C9C200026	C9C20CEC	C9C218F6	C9C2E303
C9C200027	C9C20CED	C9C2E001	C9C2E304
C9C200028	C9C20CEE	C9C2E002	C9C2E305
C9C200029	C9C20CEF	C9C2E003	C9C2E306
C9C20002A	C9C20CF0	C9C2E101	C9C2E307
C9C20002B	C9C20CF1		
CC3 0A05003	CC3 0A05004	EC3 02010006	

**Changed information**

Changes have been made to the following messages:

BBOU0759E

C9C20CBD                      C9C21030



CC3 040E0001  
EC3 09020001

DC3 04010006

DC3 04010007

DC3 06010004

### Messages no longer issued

Starting with this release, the following messages are no longer issued:

C9C2C601  
C9C2C602  
C9C2C603

EC3 04060026

Technical changes or additions to the text and illustrations are indicated by a vertical line ( | ) to the left of the change. Updated messages and codes are not marked, rather they are clearly identified in the tables above.

### Summary of changes

for GA22-7837-04

WebSphere Application Server V4.0.1 for z/OS and OS/390

as updated, April 2002

service level W401038

This edition contains information previously presented in GA22-7837-03, which supports WebSphere for z/OS. The following information is a summary of the changes that have been made in this version of the book:

- Chapter 4, "Tracing WebSphere for z/OS-supported connector activities," on page 29 contains new and changed information for tracing WebSphere for z/OS-supported connector activities. This information is related to APAR PQ55873, PTF UQ99329, and service level W401030

### Notes:

1. The term "message" will be used to indicate a message, minor code or abend.
2. Any new, changed, or deleted messages can affect your installation's automation package. Ensure that your installation's automation package is updated with these changes.

### New information

The following are the new message identifiers for this publication refresh:

BBOJ0019W	BBOJ0022E	BBOJ0025E	BBOJ0028E
BBOJ0020W	BBOJ0023W	BBOJ0026E	BBOJ0029E
BBOJ0021E	BBOJ0024W	BBOJ0027I	

BBON1154E	BBON1156E	BBON1159E	BBON0517I
BBON1155E	BBON1158E		

C9C21265	C9C2126D	C9C2126F	C9C21270
C9C2126C	C9C2126E		

EC3 090D0003

## Changed information

Changes have been made to the following messages:

BBOU0341W	BBOU0754D	BBOU0761W	BBOU0763W
BBOU0749I	BBOU0756I	BBOU0762W	BBOU0764W
BBOU0752I			

BBON1104E

## Messages no longer issued

Starting with this release, the following messages are no longer issued:

C9C21046

EC3 04060026

Technical changes or additions to the text and illustrations are indicated by a vertical line ( | ) to the left of the change. Updated messages and codes are not marked, rather they are clearly identified in the tables above.

## Summary of changes

for GA22-7837-03

WebSphere Application Server V4.0.1 for z/OS and OS/390

as updated, January 2002

service level W401017

This edition contains information previously presented in GA22-7837-03, which supports WebSphere for z/OS. The following information is a summary of the changes that have been made in this version of the book.

### Notes:

1. The term "message" will be used to indicate a message, minor code or abend.
2. Any new, changed, or deleted messages can affect your installation's automation package. Ensure that your installation's automation package is updated with these changes.

## New information

The following are the new message identifiers for this publication refresh:

BBOJ0018I	BBOU0747I	BBOU0753I	BBOU0758W
BBOU0741W	BBOU0748I	BBOU0754D	BBOU0759E
BBOU0742E	BBOU0749I	BBOU0755I	BBOU0761W
BBOU0744I	BBOU0750I	BBOU0756I	BBOU0762W
BBOU0745I	BBOU0751I	BBOU0757I	BBOU0763W
BBOU0746I	BBOU0752I		

C9C20CE9	C9C2126A	C9C218D3	C9C257F1
C9C21266	C9C2126B	C9C218D4	C9C257F2
C9C21267	C9C218D1	C9C218D5	C9C257F3
C9C21268	C9C218D2	C9C240E6	C9C257F4
C9C21269			

## Changed information

Changes have been made to the following messages:

DC3 00080001

## Messages no longer issued

Starting with this release, the following messages are no longer issued:

BBOU0026W	BBOU0029W	BBOU0061E	BBOU0064E
BBOU0027W	BBOU0030W	BBOU0062E	BBOU0065E
BBOU0028W	BBOU0060E	BBOU0063E	BBOU0066I

C9C2000B	C9C2000E	C9C20010	C9C257C7
C9C2000D	C9C2000F	C9C20012	

## Summary of changes

for GA22-7837-02

WebSphere Application Server V4.0.1 for z/OS and OS/390

as updated, October 2001

### Notes:

1. The term "message" will be used to indicate a message, minor code or abend.
2. Any new, changed, or deleted messages can affect your installation's automation package. Ensure that your installation's automation package is updated with these changes.

## New information

The following are the new message identifiers for this publication refresh:

BBON0195I	BBON0995I	BBON1146I	BBON3016E
BBON0199E	BBON1113E	BBON1147I	BBON3130E
BBON0885E	BBON1114E	BBON1148I	BBON3197E
BBON0886E	BBON1141I	BBON1149E	BBON3210E
BBON0887E	BBON1142I	BBON1150E	BBON3211E
BBON0888E	BBON1143I	BBON1151E	BBON3212E
BBON0889I	BBON1144I	BBON1152E	BBON0564I
BBON0890E	BBON1145I	BBON1153E	

BBOJ0014I	BBOU0507I	BBOU0733W	BBOU736E
BBOJ0015I	BBOU0731E	BBOU0734W	BBOU737E
BBOJ0016E	BBOU0732I	BBOU0735E	BBOU738E
BBOJ0017E			

C9C20CDB	C9C21263	C9C21487	C9C214B7
C9C20CDC	C9C21264	C9C21488	C9C214B8
C9C20CDD	C9C21459	C9C21489	C9C214B9
C9C20CDE	C9C2145A	C9C2148A	C9C214BA
C9C20CDF	C9C2145B	C9C2148B	C9C214BB
C9C20CE0	C9C2145C	C9C2148C	C9C214BC
C9C20CE1	C9C2145D	C9C2148D	C9C214BD
C9C20CE2	C9C2145E	C9C2148E	C9C214BE
C9C20CE3	C9C2145F	C9C2148F	C9C214BF
C9C20CE4	C9C21460	C9C21490	C9C214C0
C9C20CE5	C9C21461	C9C21491	C9C214C1
C9C20CE6	C9C21462	C9C21492	C9C214C2
C9C20CE7	C9C21463	C9C21493	C9C214C3
C9C20CE8	C9C21464	C9C21494	C9C214C4
C9C2123D	C9C21465	C9C21495	C9C214C5
C9C21242	C9C21466	C9C21496	C9C214C6
C9C21243	C9C21467	C9C21497	C9C214C7
C9C21244	C9C21468	C9C21498	C9C214C8
C9C21245	C9C21469	C9C21499	C9C214C9
C9C21246	C9C2146A	C9C2149A	C9C214CA
C9C21247	C9C2146B	C9C2149B	C9C214CB
C9C21248	C9C2146C	C9C2149C	C9C214CC
C9C21249	C9C2146D	C9C2149D	C9C214CD
C9C2124A	C9C2146E	C9C2149E	C9C214CE
C9C2124B	C9C2146F	C9C2149F	C9C214CF
C9C2124C	C9C21470	C9C214A0	C9C214D0
C9C2124D	C9C21471	C9C214A1	C9C214D1
C9C2124E	C9C21472	C9C214A2	C9C214D2
C9C2124F	C9C21473	C9C214A3	C9C214D3
C9C21250	C9C21474	C9C214A4	C9C214D4
C9C21251	C9C21475	C9C214A5	C9C214D5
C9C21252	C9C21476	C9C214A6	C9C214D6
C9C21253	C9C21477	C9C214A7	C9C214D7
C9C21254	C9C21478	C9C214A8	C9C214D8
C9C21255	C9C21479	C9C214A9	C9C214D9
C9C21256	C9C2147A	C9C214AA	C9C214DA
C9C21257	C9C2147B	C9C214AB	C9C214DB
C9C21258	C9C2147C	C9C214AC	C9C214DC
C9C21259	C9C2147D	C9C214AD	C9C214DD
C9C2125A	C9C2147E	C9C214AE	C9C214DE
C9C2125B	C9C2147F	C9C214AF	C9C214DF
C9C2125C	C9C21480	C9C214B0	C9C214E0
C9C2125D	C9C21481	C9C214B1	C9C214E1
C9C2125E	C9C21482	C9C214B2	C9C214E2
C9C2125F	C9C21483	C9C214B3	C9C214E3
C9C21260	C9C21484	C9C214B4	C9C214E4
C9C21261	C9C21485	C9C214B5	C9C214E5
C9C21262	C9C21486	C9C214B6	C9C214E6

C9C214E7	C9C21503	C9C2151F	C9C2153B
C9C214E8	C9C21504	C9C21520	C9C2153C
C9C214E9	C9C21505	C9C21521	C9C2153D
C9C214EA	C9C21506	C9C21522	C9C2153E
C9C214EB	C9C21507	C9C21523	C9C2153F
C9C214EC	C9C21508	C9C21524	C9C21540
C9C214ED	C9C21509	C9C21525	C9C21541
C9C214EE	C9C2150A	C9C21526	C9C21542
C9C214EF	C9C2150B	C9C21527	C9C21C49
C9C214F0	C9C2150C	C9C21528	C9C21C4A
C9C214F1	C9C2150D	C9C21529	C9C21C4B
C9C214F2	C9C2150E	C9C2152A	C9C21C4C
C9C214F3	C9C2150F	C9C2152B	C9C21C4D
C9C214F4	C9C21510	C9C2152C	C9C21C4E
C9C214F5	C9C21511	C9C2152D	C9C22030
C9C214F6	C9C21512	C9C2152E	C9C22031
C9C214F7	C9C21513	C9C2152F	C9C24C0A
C9C214F8	C9C21514	C9C21530	C9C24C0B
C9C214F9	C9C21515	C9C21531	C9C2576C
C9C214FA	C9C21516	C9C21532	C9C2576D
C9C214FB	C9C21517	C9C21533	C9C2576E
C9C214FC	C9C21518	C9C21534	C9C2576F
C9C214FD	C9C21519	C9C21535	C9C2577C
C9C214FE	C9C2151A	C9C21536	C9C2577D
C9C214FF	C9C2151B	C9C21537	C9C2577E
C9C21500	C9C2151C	C9C21538	C9C2577F
C9C21501	C9C2151D	C9C21539	C9C257AA
C9C21502	C9C2151E	C9C2153A	C9C257EE

DC3 020B0001	DC3 020B0007	DC3 0416000F	DC3 04160015
DC3 020B0002	DC3 020B0008	DC3 04160010	DC3 090E0001
DC3 020B0003	DC3 0416000C	DC3 04160011	EC3 0402000D
DC3 020B0004	DC3 0416000D	DC3 04160012	EC3 04160014
DC3 020B0005	DC3 0416000E	DC3 04160013	EC3 090B000E
DC3 020B0006			EC3 090B000F

### Changed information

Changes have been made to the following messages:

BBON0165E	BBON1087E	BBON1088E	BBON0199I
BBOU0244E	BBOU0394W	BBOU0652E	
C9C21C3E	C9C21C41	C9C21C44	C9C24C07
C9C21C3F	C9C21C42	C9C24C05	C9C24C08
C9C21C40	C9C21C43	C9C24C06	C9C24C09
			C9C2C409

### Messages no longer issued

Starting with this release, the following messages are no longer issued:

BBOU0507E

**Summary of changes  
for GA22-7837-01  
WebSphere Application Server V4.0 for z/OS and OS/390  
modified June, 2001  
service level W400018**

**Notes:**

1. The term "message" will be used to indicate a message, minor code or abend.
2. Any new, changed, or deleted messages can affect your installation's automation package. Ensure that your installation's automation package is updated with these changes.

**APARs**

The following APARs required changes to this book:

- PQ49204 (PTF UQ54911; Service Level W400015)

**New information**

The following are the new message identifiers for this publication refresh:

BBOU0717E	BBOU0721E	BBOU0725E	BBOU0229E
BBOU0718E	BBOU0722E	BBOU0726E	
BBOU0719E	BBOU0723E	BBOU0727E	
BBOU0720E	BBOU0724E	BBOU0728E	

C9C20CDB	C9C21241	C9C25802	C9C25804
C9C21240	C9C25801	C9C25803	

**Changed information**

Changes have been made to the following messages:

BBOU0394W

**Summary of changes  
for GA22-7837-00  
WebSphere Application Server V4.0 for z/OS and OS/390  
as created March, 2001**

This is a new book, but it contains information previously presented in GA22-7837-03, which supports WebSphere Application Server Version 3.02. Its revision reflects the deletion, addition, or changing of information from service items and maintenance, as well as terminology, maintenance, and editorial changes.

**Notes:**

1. The term "message" will be used to indicate a message, minor code or abend.
2. Any new, changed, or deleted messages can affect your installation's automation package. Ensure that your installation's automation package is updated with these changes.

**New information**

The following sections are new:

- “Event types” on page 35
- Appendix D, “The WebSphere Application Server for z/OS and OS/390 Error Dump and Cleanup interface,” on page 463

The following are the new message identifiers for this major revision:

BBOU0618W	BBOU0642E	BBOU0706W	BBOU0712E
BBOU0637E	BBOU0643E	BBOU0707W	BBOU0713W
BBOU0638E	BBOU0644E	BBOU0708W	BBOU0714E
BBOU0639E	BBOU0645E	BBOU0709E	BBOU0715E
BBOU0640E	BBOU0646E	BBOU0710E	BBOU0716E
BBOU0641E	BBOU0705W	BBOU0711E	

C9C20CC3	C9C21232	C9C22823	C9C240CE
C9C20CC4	C9C21233	C9C22824	C9C240CF
C9C20CC5	C9C21234	C9C22825	C9C240D0
C9C20CC6	C9C21235	C9C22826	C9C240D2
C9C20CC7	C9C21236	C9C22827	C9C240D3
C9C20CC8	C9C21237	C9C22828	C9C240D4
C9C20CC9	C9C21238	C9C22829	C9C240D5
C9C20CCA	C9C21239	C9C2282A	C9C240D6
C9C20CCB	C9C2123A	C9C2282B	C9C240D7
C9C20CCC	C9C2123B	C9C2282C	C9C240D8
C9C20CCD	C9C2123C	C9C2282D	C9C240D9
C9C20CCE	C9C2123E	C9C2282E	C9C240DA
C9C20CCF	C9C2123F	C9C2282F	C9C240DB
C9C20CD0	C9C21457	C9C22830	C9C240DC
C9C20CD1	C9C21458	C9C22831	C9C240DD
C9C20CD2	C9C21809	C9C22832	C9C240DE
C9C20CD3	C9C218C1	C9C22833	C9C240DF
C9C20CD4	C9C218C2	C9C22834	C9C257F4
C9C20CD5	C9C218C3	C9C22835	C9C257F3
C9C20CD6	C9C218C4	C9C22836	C9C257F2
C9C20CD7	C9C218C5	C9C24076	C9C257F1
C9C20CD8	C9C218C6	C9C24077	C9C257F0
C9C20CD9	C9C218C7	C9C240B8	C9C257EF
C9C20CDA	C9C218C8	C9C240B9	C9C257CE
C9C21001	C9C218C9	C9C240BA	C9C257CD
C9C21002	C9C218CA	C9C240BB	C9C257CC
C9C21003	C9C218CB	C9C240BC	C9C257CB
C9C2121E	C9C21C05	C9C240C0	C9C257CA
C9C2121F	C9C21C06	C9C240C1	C9C257C9
C9C21220	C9C21C3F	C9C240C2	C9C257C8
C9C21221	C9C21C40	C9C240C3	C9C257AF
C9C21222	C9C21C41	C9C240C4	C9C257AE
C9C21223	C9C21C42	C9C240C5	C9C257AD
C9C21224	C9C21C43	C9C240C6	C9C257AC
C9C21225	C9C21C44	C9C240C7	C9C257AB
C9C21226	C9C2281D	C9C240C8	C9C2579F
C9C21227	C9C2281E	C9C240C9	C9C25790
C9C21228	C9C2281F	C9C240CA	C9C25780
C9C2122F	C9C22820	C9C240CB	C9C2EA01
C9C21230	C9C22821	C9C240CC	C9C2EA02
C9C21231	C9C22822	C9C240CD	

CC3 0A020004	CC3 0A08000C	CC3 0A090004	DC3 041A000C
CC3 0A020005	CC3 0A08000D	CC3 0A090005	DC3 041A000D
CC3 0A060001	CC3 0A08000E	CC3 0A090006	DC3 041A000E
CC3 0A060002	CC3 0A08000F	CC3 0A090007	DC3 041A000F
CC3 0A060003	CC3 0A080010	CC3 0A090008	DC3 041A0010
CC3 0A060004	CC3 0A080011	CC3 0A090009	DC3 041A0011
CC3 0A060005	CC3 0A080011	CC3 0A0A0001	DC3 041A0012
CC3 0A060006	CC3 0A080012	CC3 0A0A0002	EC3 0402000B
CC3 0A060007	CC3 0A080013	CC3 0A0A0003	EC3 0402000C
CC3 0A070001	CC3 0A080014	DC3 00050005	EC3 0405000E
CC3 0A080001	CC3 0A080015	DC3 00050006	EC3 041A0002
CC3 0A080002	CC3 0A080016	DC3 0204000A	EC3 041A0003
CC3 0A080003	CC3 0A080017	DC3 0204000B	EC3 041A0004
CC3 0A080004	CC3 0A080018	DC3 0205000F	EC3 041A0005
CC3 0A080005	CC3 0A080019	DC3 02050010	EC3 041A0006
CC3 0A080006	CC3 0A08001A	DC3 04010006	EC3 041A0007
CC3 0A080007	CC3 0A08001B	DC3 04010007	EC3 041A0008
CC3 0A080008	CC3 0A08001C	DC3 04010008	EC3 041A0009
CC3 0A080009	CC3 0A090001	DC3 04190004	EC3 041A000A
CC3 0A08000A	CC3 0A090002	DC3 04190005	EC3 041A000B
CC3 0A08000B	CC3 0A090003	DC3 04190006	EC3 041A0013

### Changed information

Changes have been made to the following sections:

- “Specifying WebSphere for z/OS trace options through environment variables” on page 21
- Chapter 5, “Tracing Java server applications,” on page 31
- “Format of trace output in error log stream” on page 37

Changes have been made to the following messages:

BBOU0000I	BBOU0610E	BBOU0670I	BBOU0698I
BBOU0039E	BBOU0611E	BBOU0673I	BBOU0699I
BBOU0130I	BBOU0612E	BBOU0677I	BBOU0700I
BBOU0131I	BBOU0623E	BBOU0678I	C9C21111
BBOU0133I	BBOU0628E	BBOU0679I	C9C21208
BBOU0134I	BBOU0648E	BBOU0692I	C9C2120A
BBOU0168E	BBOU0649E	BBOU0694I	CC3 000C0005
BBOU0334I	BBOU0650E	BBOU0695I	CC3 000C0006
BBOU0505E	BBOU0651E	BBOU0696I	DC3 000C0005
BBOU0604I	BBOU0652E	BBOU0697I	DC3 000C0006

### Messages no longer issued

Starting with this release, the following messages are no longer issued:

BBOU0519W	C9C20C00	C9C21077	C9C22801
BBOU0520W	C9C20C03	C9C21078	C9C22802
BBOU0521W	C9C20C22	C9C21079	C9C22803
BBOU0669I	C9C20C36	C9C2107A	EC3 04230004
BBOU0693I	C9C20C6E	C9C2107B	EC3 0907000B
C9C2000B	C9C20C73	C9C22426	EC3 090B0002



# Chapter 1. Introduction

This chapter describes who may diagnose WebSphere Application Server V4.0.1 for z/OS and OS/390.

## Diagram of diagnosticians

The WebSphere for z/OS system application environment affects several existing users in their problem determination role. Figure 1 illustrates the WebSphere for z/OS workflow and the diagnostician's tasks and responsibilities.

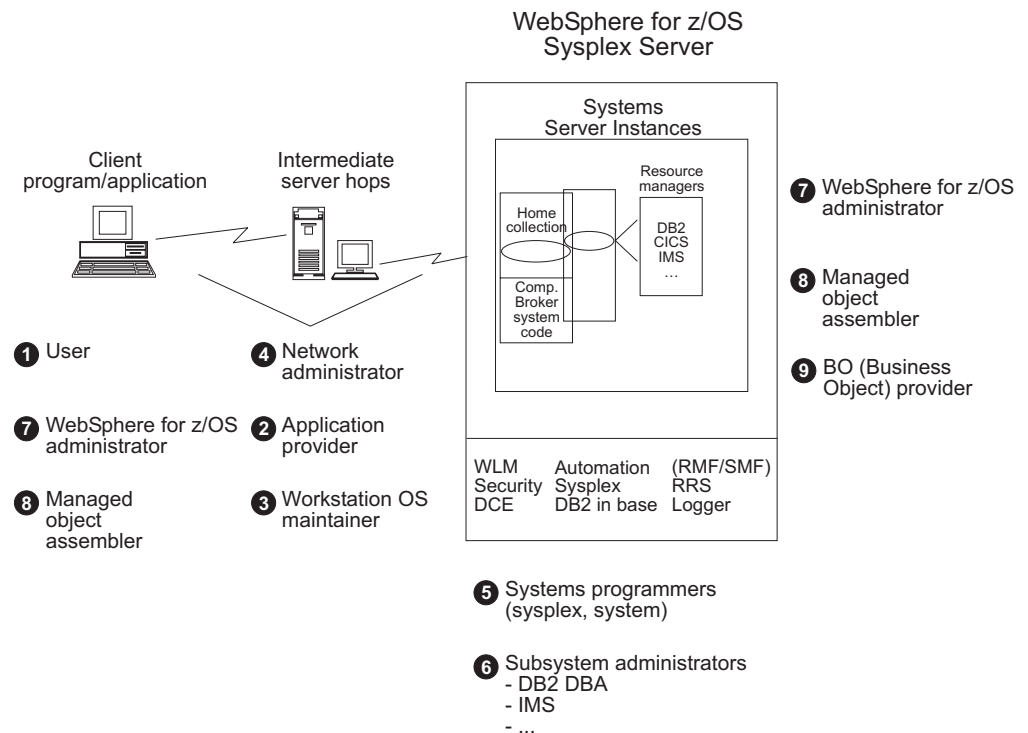


Figure 1. Problem determination tasks and responsibilities

The following describes the primary WebSphere for z/OS users, their primary user interface, typical responsibilities, and expected problem determination tools:

Table 1. Parts table for diagnosticians

Diagnostician	User interface	Responsibility	Problem determination materials
(1) User	Client workstation	Invoke method or function	Error messages, codes and exceptions from the server.

Table 1. Parts table for diagnosticians (continued)

Diagnostician	User interface	Responsibility	Problem determination materials
(2) Application Provider	Client workstation, server	Develop application, define installation, and handle some problem determination for the application, on the workstation and the server	Client and server diagnostics at the business application level (little or no system diagnostics required)
(3) Workstation OS Maintainer	Client workstation	Install software for clients, and resolve problems	Client diagnostics
(4) Network Administrator	Server automation console, such as AOC client, Netview/MVS, and NPDA	Resolve network routing or load problems, TCP/IP routing	Network traces, sniffer traces, PING, other TCP/IP trace facilities
(5) System Programmers (sysplex, system)	MVS console, TSO terminal (with ISPF), other console implementations with MVS connectivity, and IPCS	Install and maintain MVS system and application libraries, do system-level problem determination	Traces, dumps (viewed through IPCS), MVS console commands and displays, and ISPF (to view and fix installation specifications)
(6) Subsystem Administrators (for example, DB2 DBA and IMS DBA)	TSO ISPF, CICS, IMS terminal, workstation	Maintain database collections, resolve problems, and schedule reorganizations	Database reports, traces, and some dump reading
(7) WebSphere for z/OS Administrator	Client workstation, TSO/ISPF <b>Note:</b> This person works both the client and server sides.	Production and operations scope, installs collections, and defines servers	Database reports
(8) Business Component Assembler	Client workstation, TSO ISPF (this person operates the client and server sides)	Maps connections and data objects, schema maps, maps DO instance variables to back-end database	Database reports
(9) Business Component Provider	N/A	Instrumentation of application code which surfaces errors and produces traces/logs.	Application trace

---

## Chapter 2. WebSphere Application Server V4.0.1 for z/OS and OS/390 diagnosis

"WebSphere Application Server V4.0.1 for z/OS and OS/390 diagnosis" is a fancy term for determining and solving problems in WebSphere for z/OS. Following the correct procedures when diagnosing WebSphere for z/OS problems can save the developer both time and frustration. This chapter provides instructions, checklists and diagnosis tips for WebSphere for z/OS problem determination.

---

### IBM Support Center problem reporting tips

You can contact IBM through the IBM Support Center Web page at <http://service.software.ibm.com>.

#### Contact the correct level of support...

Base your support choice on the application that you are running.

If you are having a problem with...	Then contact this level of support...	Notes
WebSphere for z/OS	S/390 Support	The component number to use is "WebSphere". <b>Note:</b> "WebSphere" is a generic alias that invokes a list from which the correct product can be selected.
Workstation WebSphere for z/OS	Workstation Support	—
Another product on S/390	S/390 Support	—

#### Be prepared to provide the following information...

When contacting the IBM support center, it helps to have the following on hand to aid in the problem determination (this chapter will show you how to gather each of these):

- **Joblog of affected address spaces** (particularly BBOXXXX messages). These are WebSphere for z/OS messages that are written to the JESMSG LG data set associated with the processes that may have failed.
- **Job output for the application control and associated server region.**
- **Error log.**
- **System log** (particularly BBOXXXX messages).
- **CTRACE external writer data sets** (if exception level tracing or higher is on and the external writer is in use).
- **Dumps** (address spaces with a SVCDUMP and/or CEEDUMP).

In general, be prepared to provide any applicable data that relates to any problems you are having.

---

## Run-time environment checker

**Guidelines:** If you are having problems with WebSphere for z/OS, use the following guidelines to ensure you have a good running environment:

- **Check that you have the necessary prerequisite software up and running.** Check that they have the proper authorizations and that the definitions are correct. See “Were all fixes installed?” on page 10 for information on how to obtain more information.

**Example:** RACF, DCE, LDAP, TCP/IP, and so on.

- **Check that you are following the correct startup sequence.**

**Tip:** See *WebSphere Application Server V4.0.1 for z/OS and OS/390: Operations and Administration*, SA22-7835, for instructions on how to do this.

- **Check address spaces.** Make sure that all address spaces are up and running. Is your application server instance up and running?

**Note:** Use the z/OS display active (`d a,<procname>`) command to display active WebSphere for z/OS address spaces.

**Tip:** See *WebSphere Application Server V4.0.1 for z/OS and OS/390: Operations and Administration*, SA22-7835, for information about the WebSphere for z/OS instance.

- **Check for software issues.** Look for warning and error messages in the SYSLOG from other z/OS components such as TCP/IP (especially the DNS, if in use), RACF, and so on. Also, check the WebSphere for z/OS error log for exceptions being thrown.

**Note:** When referring to Language Environment (LE) errors, you must preface the error codes with “U” to find the error in the manual.

- **Ensure that z/OS has enough DASD space.** This is especially important for page space and free space SVC dumps, which can be very large.

**Tip:** See *WebSphere Application Server V4.0.1 for z/OS and OS/390: Installation and Customization*, GA22-7834, for more information on dump sizes.

- **Be aware of error codes.** Error messages and codes may be written to different locations depending on the overall type of problem being experienced. In general, error codes written to the **console** are problems with the configuration of products other than WebSphere Application Server, or unrecoverable WebSphere for z/OS configuration problems, such as life cycle messages(start, stop of server,etc). Error codes written to the **job log** tend to be recoverable WebSphere for z/OS problems. Finally, error codes written to the **error log** are usually caused by internal coding errors which are used by IBM. For more detailed information see “Diagnosis information location determination help” on page 11.

**Note:** Occasionally, Java will take an WebSphere for z/OS error code (C9C2xxxx in hexadecimal) and convert it to a very large negative number. If you get a very large negative number, try converting it back to hexadecimal to find the correct code.

**Tip:** To convert the error codes back to hexadecimal:

- Add  $2^{32}$  to the negative number and convert it into hexadecimal. This can be done using the OMVS command “bc”.

**Example:** Suppose you get the error code “910022649”:

1. Under OMVS, type the command:

```
bc
```

2. then type:

```
obase=16  
2^32 - 910022649  
quit
```

– The bc program displays C9C22807, which is the hex value that you should look up.

- **Check your general environment.** Do you have enough memory? Generally, insufficient memory problems will show up as AUX shortages, abends, or exceptions from the runtime. More specifically, the heap size for LE and for the JVM can be a problem.

**Note:** To verify minimum hardware requirements or for more information on the environment variables that can change the heap size, see *WebSphere Application Server V4.0.1 for z/OS and OS/390: Installation and Customization*, GA22-7834.

---

## Tools that can be utilized

When debugging, it helps to have a particular arsenal of skills at your disposal. Here is a list of information and tools you can use to help diagnose the problem if you are a system programmer or an application developer:

### System programmer

- Follow directions from IBM level2 to manage CTRACE operations, gather CEEDUMPs from failed address spaces, and gather the error log and SYSLOG.
- Examine your own traces. If you are exploiting the JRAS CTRACE function, then have a basic knowledge of TSO, ISPF, and IPCS application traces.
- Use SDSF to look at joblogs, SYSLOG, the operator console, and CEEDUMPs (you may need special authority to view the console from TSO).
- Use the Log Browse utility to look at the error log.
- Use IPCS to look at the traces and dumps from the server.

### Application developer

- Have an understanding of the following:
  - OLT
  - Java debugger
  - Operational skills for managing servers
  - ISPF
  - TSO
  - SDSF (for looking at CEEDUMPs)
  - IPCS (for viewing CTRACES).
- Know how to read CEEDUMPs.
- Use the remote debugger to diagnose code.
- Use Object Level Trace (OLT), when available, to diagnose code.

The application developer uses the remote debugger and the OLT tool (when available) to unit test the code. The system programmer uses IPCS to look at dumps and traces when a server shows signs of error.

**Tip:** See “Viewing WebSphere for z/OS trace data with IPCS” on page 26 to find out more about IPCS.

---

## Steps for diagnosing in WebSphere Application Server V4.0.1 for z/OS and OS/390

**Before you begin:** You need to have access to the application server region output, as well as any other areas that might have messages.

Follow these steps to diagnose a problem in WebSphere for z/OS:

1. Find the root of the problem:
  - Look at the exception that is received by the client.
  - Look for messages on the console or in the application server region output.
  - Look in other regions for messages and codes that have CEEDUMPs.

**Tip:** Start with the Client and work your way backward to find the problem. When tracing exceptions back to the original problem, be aware that the RMI/IIOP protocol requires that some exceptions undergo conversion from one type to another as the exception passes through the runtime. Usually this transformation is between CORBA::SystemExceptions and RMI RemoteExceptions. Pay special attention to the CORBA::SystemException minor codes which indicate that a type transformation has occurred.

- 
2. Use any of the above to find messages, and possibly minor codes, that can be looked up in this guide.
- 
3. If the problem is still not obvious, get in touch with IBM.
- 

### The four phases of diagnosis

There are several different kinds of problems that may be encountered when diagnosing WebSphere Application Server V4.0.1 for z/OS and OS/390:

- Exceptions received by the client
- Transaction timeouts that occur in the server
- Hangs and the handling of catastrophic failures of the runtime (which result in an OS/390 SVC dump).

This guide will step you through the process of diagnosing each of these kinds of problems.

#### Client exception

Caused by:	System exception (thrown by runtime)	User exception (thrown by application code)
Look for:	<ul style="list-style-type: none"><li>• CEEDUMPs in control region or server region (the runtime had an error)</li><li>• JRAS error log entries (that can narrow the error down the exception to a specific function within the runtime)</li></ul>	<ul style="list-style-type: none"><li>• CEEDUMPs</li><li>• JRAS error log entries and traces</li></ul>

<b>Actions:</b>	<ul style="list-style-type: none"> <li>• Look at the minor code that is listed.</li> <li>• Look for fixes that address similar symptoms and/or minor codes.</li> <li>• System exceptions usually represent the detection of an unexpected error, and therefore (unless directed by the documentation of the minor code) will often require IBM assistance to identify the problem.</li> </ul>	<ul style="list-style-type: none"> <li>• Look at your application for any sign of error.</li> <li>• Look for system failures (like a system exception in the control server region). If you find a system exception, follow the steps to the left for diagnosing a system exception.</li> </ul>
-----------------	---	---

## Timeout

<b>Before you begin:</b>	<p>Is the environment variable (OTS_MAXIMUM_TIMEOUT or OTS_DEFAULT_TIMEOUT) set correctly? Look in the joblog of the server region that took the EC3 abend.</p> <p><b>Note:</b> OTS_MAXIMUM_TIMEOUT, which is applied to prevent the client from using a value that is too big, is used when the client begins the transaction and specifies the timeout value. Otherwise, OTS_DEFAULT_TIMEOUT is used.</p>	
<b>Caused by:</b>	Loop in the application	JVM runs out of heap storage (if you are running Java in a server region (Java BOs or EJBs))
<b>Look for:</b>	<ul style="list-style-type: none"> <li>• Environment variable that handles how long the application runs before timeout</li> <li>• Timeout-related minor codes: <ul style="list-style-type: none"> <li>– C9C21047</li> <li>– C9C2110F</li> <li>– C9C21110</li> <li>– C9C21111</li> <li>– C9C21112</li> <li>– C9C21113</li> <li>– C9C21114</li> <li>– C9C21190</li> <li>– C9C21191</li> <li>– C9C21192</li> <li>– C9C21809</li> <li>– C9C21892</li> <li>– C9C21893</li> <li>– C9C22013</li> </ul> </li> <li>• ABEND EC3, reason code 04130001</li> <li>• Resource manager messages on the console</li> </ul> <p><b>Example:</b> DB2 deadlock messages on the OS/390 console</p>	<ul style="list-style-type: none"> <li>• Any error messages from JVM in the joblog of the failed server region</li> </ul>

<b>Actions:</b>	<ul style="list-style-type: none"> <li>• Analyze with IPCS to determine whether or not the server region was looping (application code loop) or waiting (maybe the runtime failed). <ul style="list-style-type: none"> <li>– Use the MVSSLIP command to get an SVC dump.</li> </ul> </li> <li>• If you were utilizing JRAS, look at the JRAS CTRACE entries: <ul style="list-style-type: none"> <li>– If the application code was looping, you may see the same entry repeating.</li> </ul> </li> </ul>	<ul style="list-style-type: none"> <li>• Initialize the environment variable JVM_DEBUG=1 which passes information to JVM and turns on the high-level messages for you to examine. <p><b>Note:</b> This variable is also needed to reroute JVM messages to SYSOUT for debugging purposes. Set JVM_DEBUG=1 to invoke JVM messaging.</p> </li> <li>• Look for error message or Java stack traces that might indicate an OUT_OF_MEMORY condition.</li> </ul>
-----------------	---	--

## Hang

<b>Before you begin:</b>	Is the OTS_DEFAULT_TIMEOUT variable too big?	
<b>Caused by:</b>	Loop in the application	JVM runs out of heap storage (if you are running Java in a server region (Java BOs or EJBs))
<b>Look for:</b>	<ul style="list-style-type: none"> <li>• Environment variable that handles how long the application runs before timeout</li> <li>• Timeout-related minor codes: <ul style="list-style-type: none"> <li>– C9C21047</li> <li>– C9C2110F</li> <li>– C9C21110</li> <li>– C9C21111</li> <li>– C9C21112</li> <li>– C9C21113</li> <li>– C9C21114</li> <li>– C9C21190</li> <li>– C9C21191</li> <li>– C9C21192</li> <li>– C9C21809</li> <li>– C9C21892</li> <li>– C9C21893</li> <li>– C9C22013</li> </ul> </li> <li>• ABEND EC3, reason code 04130001</li> <li>• Resource manager messages on the console <p><b>Example:</b> DB2 deadlock messages on the OS/390 console</p> </li> <li>• A wait beyond the timeout value length with no timeout</li> </ul>	<ul style="list-style-type: none"> <li>• Any error messages from JVM in the joblog of the failed server region</li> </ul>



<b>Actions:</b>	<ul style="list-style-type: none"> <li>Analyze with IPCS to determine whether or not the server region was looping (application code loop) or waiting (maybe the runtime failed). <ul style="list-style-type: none"> <li>Use the MVSSLIP command to get an SVC dump.</li> </ul> </li> <li>If you were utilizing JRAS, look at the JRAS CTRACE entries: <ul style="list-style-type: none"> <li>If the application code was looping, you may see the same entry repeating.</li> </ul> </li> <li>Ensure that CTRACE writer is on and take a SVC dump at the approximate time of hang.</li> </ul>	<ul style="list-style-type: none"> <li>Initialize the environment variable JVM_DEBUG=1 which passes information to JVM and turns on the high-level messages for you to examine. <p><b>Note:</b> This variable is also needed to reroute JVM messages to SYSOUT for debugging purposes. Set JVM_DEBUG=1 to invoke JVM messaging.</p> </li> <li>Look for error message or Java stack traces that might indicate an OUT_OF_MEMORY condition.</li> </ul>
-----------------	---	--

## SVC dump

<b>Caused by:</b>	System exception (only when TRACE_DIAG_DATA is set to SVC dump—set "RAS_MINORCODEDEFAULT=SVCDUMP")	Anything (like LE or USS) that produces an SVC dump
<b>Look for:</b>	<ul style="list-style-type: none"> <li>The CEEDUMP <p><b>Note:</b> The CEEDUMP could be in the control region or one of many server regions—there is really no automated way to know in which server region to look.</p> </li> <li>Error log entries</li> </ul>	<ul style="list-style-type: none"> <li>An SVC dump</li> </ul>
<b>Actions:</b>	<ul style="list-style-type: none"> <li>You will usually get an SVC DUMP only when the product detects an error. The originator of the request will get a system exception.</li> <li>Utilize the CTRACE command to examine your own JRAS trace entries and get a view of what your application component is doing.</li> </ul>	<ul style="list-style-type: none"> <li>Do first level diagnosis on these problems (like looking at symptom strings). <p><b>Tip:</b> See <i>z/OS MVS Diagnosis: Procedures</i>, GA22-7587, for information on how to do this.</p> </li> </ul>

If you still encounter problems with your application diagnosis, get in touch with IBM.

**Tip:** See “IBM Support Center problem reporting tips” on page 3 for information on how to contact IBM and what you need to have handy.

## The background process

Here is a breakdown of what happens in the application’s background:

1. The client receives an exception.
2. The debugger takes the information from the client and matches it up with the error log.
3. The server that threw the exception is revealed.

4. The SDSF is used to look for messages in the server that threw the exception or in the CEEDUMPs associated with the server.

---

## WebSphere for z/OS diagnosis considerations

When diagnosing the WebSphere for z/OS, consider the following questions:

### What exactly is going on?

Any of the following could cause a problem:

- Did the failure or exception occur in your code, in the WebSphere Application Server for z/OS and OS/390 runtime (in a DLL beginning with the BB0 prefix), or in some other DLL or load module?
- Does your application appear to be hung up? Is a dump occurring (a dump can temporarily appear to be a hang until the dump completes)?
- Does your application appear to be in an infinite loop?
- Is there a CEEDUMP in your application control or server region?
- Was an SVC dump taken by an WebSphere for z/OS control or server region?
- Are there any error or warning return or reason codes in the WebSphere for z/OS error log? In SYSLOG? On the console?
- Are there any timeout exceptions or minor codes?

### Were all fixes installed?

Check for APARs. If you are having WebSphere for z/OS problems, make sure all prerequisite fixes have been installed. Check with your next level of support. If the system is not reacting as it should, there may be a bug. You may also have a situation that is a combination of factors that wasn't tested. A quick check for a fix can save hours of debugging. A good place to look for critical fixes is in the PSP buckets, which are maintained by the service team.

Check the following:

- Ensure that all prerequisite PTFs (fixes) have been applied to the system.
- Verify that all PTFs were actually present in the executables that were used at the time of error. Often, SMP can indicate that a fix is present and installed on the system when, in reality, the executables that were used at the time of error didn't contain the fix.

**Note:** For the most current information on APAR fixes and service updates, check the Preventive Service Planning (PSP) buckets for both the WebSphere Application Server V4.0.1 for z/OS and OS/390 and JAVA subsets of the the WebSphere for z/OS Upgrade. To obtain a copy of the most current versions of these PSP buckets, you can either contact the IBM Support Center, use S/390 SoftwareXcel or link to IBMLink at the following website: <http://www.ibmmlink.ibm.com/>.

### Is portability an issue?

Make sure that some of your problems aren't related to WebSphere Application Server V4.0.1 for z/OS and OS/390 platform portability issues that exist between the workstation and the mainframe.

A few of these issues are:

- Some functions are supported on the workstation platforms only (only for MOFW servers).

**Example:** Session Support.

- Some functions work differently on the workstation than they do on the mainframe (only for MOFW servers).

**Example:** WebSphere for z/OS supports different container policies than WebSphere Application Server for Distributed Platforms.

- Watch for case. Be careful when cutting and pasting between the workstation and the mainframe. In particular watch out for slashes included in directory specifications. WebSphere for z/OS requires directory specific slashes to be forward slashes / , while WebSphere Application Server for Distributed Platforms requires backward slashes \.
- EBCDIC/ASCII considerations. The Application Server treats JSPs and JHTML files as text files for the purpose of interpreting and compiling them. At run time, the Application Server uses Java readers and writers to access the source files. The Java facilities perform the necessary conversion of the file content from the file encoding scheme (that is specified as a Java system property) to unicode format for processing. Therefore, JSP and JHTML files should be stored on the file system in the encoding scheme that is expected by the Java Virtual Machine (JVM). For JSP level 1.1, the JVM is typically configured with a file encoding of ISO-8859-1 (ASCII). When transferring JSP and JHTML from an ASCII-based system, you must perform the necessary conversions as part of transferring the files.

---

## Diagnosis information location determination help

Diagnostic data can be displayed in any one of the following places:

- **Console**

Configuration errors that cause the termination of the WebSphere for z/OS address spaces at the first point of discovery go here. Whatever goes to the console also goes to SYSLOG.

- **SYSLOG**

SYSLOG is the repository for all messages that have appeared on the operator console. It also contains warning and informational messages that might be helpful after a failure has occurred.

- **JOBLOG**

Errors and warnings (non-termination) that are configuration-related go here. (Same as the console or SYSLOG). Anything that goes to the console and SYSLOG automatically goes to the JOBLOG.

- **SYSOUT**

This is a batch log. SYSOUT could result from using the JVM\_DEBUG=1 environment variable in a server region to gather diagnostics from the JVM. Error messages get re-routed to SYSOUT in case it wasn't possible to log to the log stream for some reason. If the problem is in the WebSphere for z/OS naming server or the naming bootstrap client, your errors may be in SYSOUT due to the way LDAP does tracing. In general, anything written to CError will end up here.

- **Error log**

"IBM Internal only" messages usually go here. These are messages that support actions, problems, or issues that may be externalized. In general, customers shouldn't have to look in the error log for messages. Situations exist, however, where the error log may be of use (such as in the location of a message ID to report to IBM). In such cases, the user would extract the needed information from the error log, identifying the error log via the LOGSTREAMNAME environment variable. JRAS messages are also found in the error log.

- **SYSPRINT**

Trace output will go to SYSPRINT when TRACEBUFFLOC=SYSPRINT. The SYSPRINT option is a good setting to use during the bootstrap process. Once bootstrap is completed ensure that CTRACE is fully operational and that TRACEALL=1 is the default setting.

- **Component trace data set**

When a trace is run, the trace diagnostic data will contain trace entries for whatever trace options are in effect at the time.

**Tip:** See Chapter 3, “Tracing runtime activities,” on page 19 for more information on running a trace.

- **Object Level Trace (OLT)**

OLT provides a mechanism for a remote client to attach a debugger to the server so you can trace down a problem. It can be used on the workstation to debug your own code. Use it to isolate problems with your code versus IBM code.

- **Dumps (CEEDUMP and/or SVC dump).**

Deciding which dump to look at depends on where the error was detected. If the LE or Java runtime catch the error, you would get a CEEDUMP (and would therefore use that for diagnosis). Otherwise, if you have internal use of system exceptions, you need to look at the setting of your RAS\_MINORCODEDEFAULT variable (see 21). Base your choice on the information in the following chart.

**Note:** The standard SDATA expected in a SVC dump:

SDATA=(ALLNUC,CSA,GRSQ,LPA,LSQA,PSA,RGN,SQA,SUM,SWA,TRT),end

If the failure was...	Then...	Notes
<p><b>Within</b> the LE or Java environment</p> <p><b>or</b></p> <p><b>Outside of</b> the LE or Java environment and RAS_MINORCODEDEFAULT is set to CEEDUMP</p>	<p>You will have a CEEDUMP</p>	<p>The CEEDUMP information is written to a separate CEEDUMP specification in the joblog.</p> <p><b>Tips:</b></p> <ul style="list-style-type: none"> <li>• See the <i>OS/390 Language Environment Debugging Guide and Run-Time Messages (SC28-1942)</i> to set parameters for CEEDUMP.</li> <li>• At the beginning of each dump there is a section called "Traceback" that is very helpful.</li> </ul>

If the failure was...	Then...	Notes
<p><b>Outside of</b> the LE or Java environment and RAS_MINORCODEDEFAULT is set to SVCDUMP (recommended for this application)</p>	<p>You will have an SVC dump</p>	<p>This is a core dump initiated by the operating system generally when there is a programming exception. SVC dump processing stores data in dump data sets that you pre-allocate, or that the system allocates automatically as needed. There could be any number of server regions (SRs), so you must determine in which one the dump happened. There are parmlib options you can set to determine what to dump, eliminate duplicate dumps, and so on. The WebSphere for z/OS provides a dump parmlib sample in SBBOJCL (BBODMCCB).</p> <p><b>Tip:</b> See <i>MVS Tools and Service Aids, (SY28-1085)</i> and <i>MVS Initialization and Tuning Guide (SC28-1751)</i> for more information about SVC dumps.</p>

---

## Trace and error logstream tips

### Running an WebSphere for z/OS trace

Perform the following steps to run a trace.

1. Start tracing.

**Example:**

```
TRACE CT,ON,COMP=SYSBBOSS
REPLY xx,WTR=BBOWTR,END
```

---

2. Run your client or job.
- 

3. Stop the trace.

**Example:**

```
TRACE CT,OFF,COMP=SYSBBOSS
REPLY xx,WTR=DISCONNECT,END
TRACE CT,WTRSTOP=BBOWTR (be sure to start BBOWTR first)
```

---

4. Use IPCS to view the component trace.

Set default to the trace data set. Use option 6 to enter the command below.

**Example:**

```
CTRACE COMP(SYSBBOSS) FULL
```

---

**Tips:**

- It is helpful to use trace during installation time, but, if you are tracing to SYSPRINT, you may want to minimize its use during production time because spool space can fill up quickly.
- See Chapter 3, “Tracing runtime activities,” on page 19 for more details on running traces and specialized traces using the TRACEDETAIL environment variable.

## Looking at the WebSphere for z/OS error logstream

You can use the Log Browse Utility (BBORBLOG) to view the error log stream. If you need to look at the WebSphere for z/OS error logstream, use ISPF option 6 to enter the command:

```
ex 'BBO.SBBOEXEC(BBORBLOG)' 'BBO.BOSSXXXX'
```

The space allocation and the unit for the allocation are contained within the rexx code. If you keep a large amount of trace data, the allocation must be made larger.

**Tip:** See Chapter 6, “Using the WebSphere for z/OS error log stream,” on page 39 for details on how to use the WebSphere for z/OS Error Logstream.

---

## Diagnosing problems with the IMS-APPC procedural application adapter

Advanced Program-to-Program Communication (APPC) is an implementation of the Systems Network Architecture (SNA) LU (logical unit) 6.2 protocol. Where the SNA architecture works as a guide for connecting products in a communications network, APPC is what allows these interconnected systems to communicate and share the processing of programs.

Using LU 6.2, an APPC application running on any given processor (like OS/390, Windows 2000, Windows 98, Sun Solaris, or HP-UX) can communicate with a remote APPC application running on any other processor. APPC on OS/390 uses the Virtual Telecommunications Access Method (VTAM) to assist in the communication between these APPC applications. For more information on APPC or VTAM, please see *z/OS MVS Planning: APPC/MVS Management, SA22-7599*.

WebSphere for z/OS provides access to IMS resources through procedural application adapters: one that uses Open Transaction Manager Access (OTMA) to communicate with IMS, another that uses the advanced program-to-program communication component of MVS (APPC/MVS). The IMS-APPC adapter allocates an APPC conversation with the IMS subsystem.

If you get a C9C2xxxx exception, one of two things could be the problem. Either the sync level for the LRMI definition was specified in the SM EU1 to be syncpoint (SYNCPT) while the PAA was dispatched under a local transaction, or there could be some sort of internal error in the IMS APPC PAA code. Either way, when you get this error code, you need to check the APPC trace records. To do this, specify a high level of trace detail (TRACEDETAIL=10 (see “TRACEDETAIL option” on page 22)) and set the adapter component to be traced at level 3.

---

## Diagnosing problems with support for local transactions

### Guidelines for transitioning between local and global transactional mode

Follow these guidelines to check if you are having problems switching between local and global transaction mode:

- Are there any uncommitted local connections to any resource managers? If so, a global transaction cannot be started.
- Are there any global commit/rollback verbs, like SRRCMIT? These are not allowed in local transaction mode.
- Are there any local commit/rollback verbs, like MQCMIT? These are not allowed in global transaction mode.

### Restarting the local transaction

RRS is delegated to coordinate local transactions, which means that WebSphere for z/OS is relieved of any restart issues. Any resources that are recoverable are the responsibility of the resource managers and RRS.

### Local transaction policies

There are three local transaction policies:

#### **TX MOFW Isolated Hybrid Global**

Indicates that, regardless of the inbound client's propagated global transaction, the business method in an isolated local transaction is dispatched.

#### **TX MOFW Merged Hybrid Global**

Indicates that, regardless of the inbound client's propagated global transaction, the business method in a merged local transaction is dispatched.

#### **TX MOFW Supports Merged Hybrid Global**

Indicates that, if the inbound client's transaction context contains a global transaction, the business method is dispatched as part of that global transaction. If the inbound client's transaction context does not contain a global transaction, the business method is dispatched in a merged local transaction.

Please see *WebSphere Application Server V4.0.1 for z/OS and OS/390: Assembling J2EE Applications*, SA22-7836, for related information.

### Global transaction policies

There are four global transaction policies:

#### **TX REQUIRED (default)**

byte value ('1'x)

#### **TX MOFW Isolated Hybrid Global**

byte value ('2'x)

#### **TX MOFW Merged Hybrid Global**

byte value ('3'x)

#### **TX MOFW Supports Merged Hybrid Global**

byte value ('4'x)



---

## Diagnosing problems with cold starts

Please see *WebSphere Application Server V4.0.1 for z/OS and OS/390: Installation and Customization*, GA22-7834, for background information on cold starts.

When performing a cold start of the WebSphere for z/OS, make sure the following is in order (based on whether it is the initial install or not):

---

Is this the initial install?	Then...
Yes	<ul style="list-style-type: none"><li>Prepare an initial set of database allocation jobs. These jobs allocate the system's management databases, along with the other databases that WebSphere for z/OS requires to run properly. <b>Tip:</b> Please see <i>WebSphere Application Server V4.0.1 for z/OS and OS/390: Installation and Customization</i>, GA22-7834, for more information.</li><li>Start the new WebSphere for z/OS daemon with the cold start option.</li></ul>
No	<ul style="list-style-type: none"><li>Use the administration application to prepare for cold start.</li><li>Shut down the current environment, install the WebSphere for z/OS functional changes, and restart the new WebSphere Application Server daemon with the cold start option.</li></ul> <p>To determine the location of environment files for each server, please see <i>WebSphere Application Server V4.0.1 for z/OS and OS/390: Installation and Customization</i>, GA22-7834.</p>

---

## Back up your configuration

To save yourself hours of debugging, make sure you protect yourself against catastrophe by backing up your configuration. Before performing the cold start, make sure you have a complete back up of the WebSphere for z/OS persistent data:

### SMDM (System Management Database)

The database that contains all of the system management information.

### LDAP

Tables that contain the naming tree and the interface repository.

### HFS

Data sets that contain all the environment variables that are used by the servers.

### WebSphere Application Server V4.0.1 for z/OS and OS/390 proclibs

Libraries that contain WebSphere for z/OS start procedures.

### WebSphere Application Server V4.0.1 for z/OS and OS/390 loadlibs

Libraries that contain WebSphere for z/OS load modules.

## Watch for installation snags

When performing the cold start bootstrap, make sure you watch out for the following:

- Make sure you have specified a CBCONFIG environment value (used to point to the root portion of the HFS file tree). There is no default provided, so an error will be indicated if you don't specify a value.



- The userid of the system management server region must have the correct access to this set of HSF files.
- To use the BackupConfiguration file, you must copy it over the CurrentConfiguration file manually. To locate the corresponding HSF file, check the `CBCONFIG/configuration/current.xml` and `CBCONFIG/backup` directories.
- Ensure that there is a DaemonIPName specified—you will get an error otherwise.

## Current cold start environment variables

This is a list of currently-defined environment variables that, if changed, require a cold start type:

**DAEMON\_IPNAME**

**DAEMON\_PORT**

**SM\_DEFAULT\_ADMIN**

(used in cold start exclusively)

**SYS\_DB2\_SUB\_SYSTEM\_NAME**

(in some cases, external means must be used to copy the DB2 tables)

---

## Where to find more information

You can find additional WebSphere Application Server V4.0.1 for z/OS and OS/390 diagnosis information in the following publications:

- *WebSphere Application Server for z/OS and OS/390 Component Broker Problem Determination Guide* (in particular the section "Where to Find Diagnosis Information"), will help when diagnosing WebSphere Application Server V4.0.1 for z/OS and OS/390.
- *WebSphere Application Server for z/OS and OS/390 Component Broker System Administration Guide* provides information about WebSphere for z/OS tracing.
- *OS/390 MVS Planning: APPC/MVS Management Guide* has sections that help diagnose APPC/MVS.



---

## Chapter 3. Tracing runtime activities

This chapter describes how to gather trace data for a given WebSphere for z/OS process (address space).

---

### Introduction

WebSphere for z/OS tracing uses Component Trace (CTRACE) facilities to manage some of the externals of tracing. CTRACE captures trace data into buffers and saves it to trace data sets. CTRACE is not used to manage the location of WebSphere for z/OS trace data or the activation or deactivation of the tracing itself. These functions are done through the WebSphere for z/OS interfaces.

Capturing and viewing trace data through CTRACE is very powerful. The benefits of using this trace technique are the following:

- It enables you to merge multiple traces through the browse tool. This includes merging with other components such as TCPIP and OMVS.
- Trace data is written to a data set rather than to SYSPRINT. Spool space does not get consumed for trace information.
- You can wrap the trace data set or you can choose not to wrap it. This facilitates better management of system resources.
- Multiple address spaces can write to the same data set (since CTRACE acts as a funnel) or separate data sets. You can choose whichever one you prefer.
- You can start and stop tracing to the data set without stopping and restarting the WebSphere for z/OS address spaces. This is crucial in a production environment.
- CTRACE allows for one or more data sets to be used to capture trace data. This enables an installer to manage the I/O for their site.

#### Notes:

1. Trace data must be viewed through IPCS CTRACE instead of an editor, since the data is not in a readable format.
2. You must specify the trace options for identifying trace data sets and connecting them to the WebSphere for z/OS in parmlib members. They cannot be specified in WebSphere Application Server for z/OS and OS/390 interfaces.

**Tip:** See “Planning for WebSphere Application Server for z/OS and OS/390 component tracing” on page 20 for information on creating parmlib members.

Tracing capability is included in all aspects of WebSphere Application Server for z/OS and OS/390. It is present on all WebSphere for z/OS servers (such as daemon, naming/IR, application, and systems management servers) and can be seen in all WebSphere for z/OS address spaces (such as control regions and server regions).

**Note:** A particular kind of CTRACE, JRAS CTRACE, must be used when dealing specifically with Java customer applications.

**Tip:** See “Running CTRACE to collect trace data for Java server applications” on page 26 for further explanation.

---

## Planning for WebSphere Application Server for z/OS and OS/390 component tracing

When planning to use WebSphere Application Server for z/OS and OS/390 component tracing, you must coordinate various trace specifications. You must plan to update both parmlib members and proclib members to capture the trace data into trace data sets. You must also plan to update WebSphere for z/OS environment variables to allow for initial trace parameters.

### Creating CTIBBOxx parmlib members for WebSphere for z/OS tracing

WebSphere for z/OS enables you to connect to a CTRACE external writer to capture trace data. This specification is the only one allowed in a CTRACE parmlib member. Also, it is the only way to connect WebSphere for z/OS tracing to a trace data set for viewing.

WebSphere for z/OS provides a default CTRACE parmlib member, in CTIBBO00. You can also establish your own parmlib member, as described below.

CTRACE governs the syntax of the parmlib member. In this parmlib member you should identify the CTRACE external writer to which you want to connect. Optionally, you may start the CTRACE external writer address space through this parmlib member specification.

#### Format of the WebSphere for z/OS parmlib member

The WebSphere for z/OS parmlib member has the following format:

```
TRACEOPTS
  WTRSTART(xxxxxx)
  ON
/*CONNECT TO CTRACE EXTERNAL WRITER: */
  WTR(xxxxxx)
```

The following are the components of the WebSphere for z/OS parmlib member:

Table 2. Parts table for a parmlib member

Component	Description
TRACEOPTS	Required by CTRACE; must be specified first.
WTRSTART(XXXXXX)	Identifies the member of proclib to start for the CTRACE writer address space. <b>Note:</b> If you have already started the CTRACE external writer, you may omit the WTRSTART command or leave it. If you choose to leave it, CTRACE does nothing except issue an informational message to that effect.
ON	Required by CTRACE; must be specified before component options.
WTR(XXXXXX)	Identifies the CTRACE external writer to which you want WebSphere for z/OS to connect. This value must match the value of WTRSTART to capture the WebSphere for z/OS trace data into a trace data set.

**Tip:** See *z/OS MVS Diagnosis: Tools and Service Aids*, GA22-7589, for a description of establishing and managing CTRACE writer address spaces and data sets.

## Specifying buffers for WebSphere for z/OS tracing

WebSphere for z/OS enables you to specify two buffer options at process (address space) initialization. These options control the number of buffers and the size of each buffer.

**Note:** These options must be specified in a WebSphere for z/OS server's environment variables.

The syntax is:

**TRACEBUFFCOUNT=nnnn**

Specifies the number of trace buffers to allocate. Valid values are 4 through 8. The default is 4.

**TRACEBUFFSIZE=nnnn**

Specifies the size of a single trace buffer in bytes. You can specify the value in bytes (*nnnn*), kilobytes (*nnnnK*), or megabytes (*nM*). Valid values are 128KB to 4MB, with a default of 1MB.

**TRACEBUFFLOC=SYSPRINT | BUFFER**

Specifies where you want trace records to go: either to SYSPRINT or to a memory buffer (BUFFER), then to a CTRACE data set. The default is to direct trace records to SYSPRINT for the client and to a buffer for all other WebSphere for z/OS processes. You may specify one or both values, separated by a space.

**Example:** TRACEBUFFLOC=SYSPRINT BUFFER

**Note:** WebSphere for z/OS does not support CTRACE for clients ("TRACEBUFFLOC=BUFFER" should not be specified for clients). It is strongly recommended that you stay away from using *SYSPRINT* for all other applications.

## Specifying WebSphere for z/OS trace options through environment variables

WebSphere for z/OS enables you to specify various trace options at process (address space) initialization, in addition to those options described in "Creating CTIBBOxx parmlib members for WebSphere for z/OS tracing" on page 20. These additional options enable you to establish "levels" of tracing and parmlib override. You must specify these parameters in a WebSphere for z/OS server's environment variables.

The syntax is:

**RAS\_MINORCODEDEFAULT=ccccccc**

Determines the default behavior for gathering documentation about system exception error (minor) codes.

**Note:** Use only under the guidance of IBM Service.

*CEEDUMP*

The default. Captures callback and offsets.

*TRACEBACK*

Captures Language Environment and z/OS UNIX traceback data.

*SVCDUMP*

Captures an MVS dump (but will not produce a dump in the client).

#### *NODIAGNOSTICDATA*

No gathering of CEEDUMP, TRACEBACK, and SVCDUMP data.

#### **TRACEALL=*x***

Establishes the general trace level for all WebSphere for z/OS components. Valid trace levels are 0 (none), 1 (exception), 2 (basic), and 3 (detailed tracing). Under normal conditions and in production, use 1 (exception). If there is a problem, use 3 (detailed).

**Note:** Be careful when using a level of 3 (detailed for all components) because it can potentially yield more data than can be handled reasonably.

#### **TRACEBASIC=(*n, . . .*)**

Specifies the WebSphere for z/OS components for which basic level tracing is switched on, and has the ability to override a potentially lower tracing level established by TRACEALL for those components.

**Note:** Do not change this variable unless directed by IBM service personnel.

Valid values for *n* when TRACEBASIC=(*n, . . .*) and TRACEDETAIL=(*n, . . .*) are:

- 0: RAS
- 1: Common Utilities
- 2: COS/Naming
- 3: COMM
- 4: ORB
- 5: IM
- 6: OTS
- 7: Shasta
- 8: Systems Management
- 9: OS/390 Wrappers
- A: Daemon
- B: IR
- C: Test
- D: COS/Query
- E: Security
- F: Externalization
- G: Adapter
- H: Lifecycle
- I: Identity
- J: JRAS (internal tracing—via direction from IBM support)
- K: Reference collections
- L: J2EE

#### **TRACEDETAIL=(*n, . . .*)**

Activates the most detailed tracing for the specified WebSphere for z/OS components and overrides lower settings in TRACEALL. The selected components (*n, . . .*) are identified by their component-ID (valid values are the same as for TRACEBASIC above). Subcomponents, specified by numbers, receive detailed traces. Other parts of WebSphere for z/OS receive tracing as specified on the TRACEALL environment variable. The recommended value is "1".

**Note:** Do not change this variable unless directed by IBM service personnel.

**TRACEMINORCODE=value**

Enables traceback of system exception minor codes.

**Note:** Use only when instructed by IBM Service.

Values are:

*ALL* Enables traceback for all system exception minor codes.

*minor\_code*

Enables traceback for a specific minor code. Specify the code in hex.

**Example:** TRACEMINORCODE=C9C21234

*(null value)*

The default. No gathering of traceback data.

**Note:** Sometimes results depend on the setting of another environment variable, RAS\_MINORCODEDEFAULT. It doesn't really matter what TRACEMINORCODE is set to; RAS\_MINORCODEDEFAULT can manipulate the results to a desired outcome.

**Example:** Using RAS\_MINORCODEDEFAULT, a traceback can be obtained two separate ways:

- Code TRACEMINORCODE=ALL and RAS\_MINORCODEDEFAULT=NODIAGNOSTICDATA, or
- Code TRACEMINORCODE=(null value) and RAS\_MINORCODEDEFAULT=TRACEBACK.

Notice that specifying TRACEMINORCODE=(null value) does not cancel TRACEBACK; it simply causes a traceback to not be gathered (which is why the RAS\_MINORCODEDEFAULT=TRACEBACK option was included to make the traceback gathering possible).

**TRACEPARAM=pp**

Specifies the parmlib member that contains the "WebSphere for z/OS to CTRACE" connection and startup information.

"pp" is either a two-character suffix to be added to CTIBBO to form CTIBBopp or it is a fully specified name of a member of parmlib.

The default is 00.

**Notes:**

1. This parameter is valid only for the daemon address space, and must be specified as a program environment variable.
2. Trace is defined even when the trace level is none.

If this parameter is specified and the parmlib member is not found, then the default is used. If neither the specified parmlib member or the default parmlib is found, then tracing is still defined to CTRACE but there is no connection to a CTRACE external writer.

## Determining what to trace

When defining a trace filter, you can specify the level of detail as follows:

- **Exceptions.** Do this when exceptions are detected.

These conditions can include:

- Bad parameters passed between functions in a program

- Limit conditions being exceeded
- Unexpected error conditions (the default).
- **Basic.** This provides exception information plus information about major events such as crossing inter-component and resource manager boundaries.
- **Detailed.** This traces the control flow to recreate a problem or to test a new application. In some cases specific trace options may be specified. Exception and basic trace data are included. This option creates the most output.
- **None.** Default tracing is turned off.

---

## Obtaining WebSphere for z/OS trace data

WebSphere for z/OS component trace facilities enable you to collect trace data in multiple ways. You can get the data through a trace buffer dump or through a trace data set. In the case of JRAS CTRACE data, you would follow one of these two procedures and then continue with more instructions.

### Tracing to trace buffers

Once activated, the WebSphere for z/OS always writes trace data into memory buffers. The number and size of these buffers is controlled using the previously-described methods. The trace buffers are allocated in each address space's private area (pageable) storage, and are dumped along with other private area storage in that address space.

You can get this trace data from a dump, which may be taken by the system or requested by the operator through DUMP or SLIP.

**Tip:** See *z/OS MVS System Commands, SA22-7627*, for more information on the commands for DUMP and SLIP.

### Tracing to trace data sets

WebSphere for z/OS always writes trace data into memory buffers. However, these buffers may wrap before they get captured through a dump or they may never get dumped. As a result, the WebSphere for z/OS uses the CTRACE external writer services to copy trace data into trace data sets as established by an external writer address space. What follows is an overview that summarizes how to use the CTRACE external writer to get WebSphere for z/OS trace data in this fashion, in turn followed by sections on the specifics.

#### **Overview of how to use the CTRACE external writer to get WebSphere for z/OS trace data**

At the WebSphere for z/OS daemon process initialization, the WebSphere for z/OS attempts to connect to the CTRACE external writer identified in the parmlib member as described in "Creating CTIBBOxx parmlib members for WebSphere for z/OS tracing" on page 20. If the daemon initialization fails to connect to the CTRACE external writer (that is, if no parmlib members contain WTR keywords), then subsequent WebSphere for z/OS process initialization will likewise fail to connect to a CTRACE external writer.

Oftentimes, WebSphere for z/OS trace data does not get copied into trace data sets. Even if the WebSphere for z/OS connects to a CTRACE external writer, that trace data still does not get written to the trace data sets if there is no CTRACE external writer address space. The only way to get WebSphere for z/OS trace data written to trace data sets is for the WebSphere for z/OS daemon to be connected to a CTRACE external writer and for that CTRACE external writer to be started.



## Steps for tracing to trace data sets at process initialization

**Before you begin:** *z/OS MVS Diagnosis: Tools and Service Aids*, GA22-7589, describes what needs to be done to accomplish these steps. A CTRACE writer proc of "bbowtr" is assumed.

Perform the following steps to trace to trace data sets at process initialization. To ensure that all trace data is written into trace data sets, you must guarantee that, prior to WebSphere for z/OS process initialization, the parmlib and proclib members are initialized and a CTRACE external writer address space is started. If you fail to have these items done before WebSphere for z/OS daemon initialization, you can still gather trace data as described in "Steps for tracing to trace data sets while process is active."

1. Start the CTRACE writer address space. This is automatically done in the default WebSphere for z/OS parmlib member CTIBBO00.

**Note:** If the writer is already active you just get an informational message stating such.

- 
2. Start the daemon address space with the desired trace specifications.

- 
3. Start the WebSphere for z/OS servers.

- 
4. If you need to collect trace data for problem analysis:

- Disconnect WebSphere for z/OS from CTRACE by using the operator command:

```
TRACE CT,ON,COMP=SYSBBOSS  
REPLY x,WTR=DISCONNECT,END
```

- Stop the CTRACE address space by using the operator command:

```
TRACE CT,WTRSTOP=BBOWTR
```

---

You know you are done when the CTRACE address space is stopped, and you can view the defined trace data sets through IPCS.

## Steps for tracing to trace data sets while process is active

**Before you begin:** *OS/390 MVS Diagnosis: Tools and Service Aids*, SY28-1085, describes what needs to be done to accomplish these steps. A CTRACE writer proc of "bbowtr" is assumed.

Perform the following steps to trace to trace data sets while the process is active. If you start the WebSphere for z/OS daemon without a CTRACE external writer address space being active, the WebSphere for z/OS still connects to the writer identified in the CTIBBOxx parmlib member. In this case, WebSphere for z/OS gathers data into its trace buffers, but those buffers do not get saved until a CTRACE external writer address space of that name is started. Likewise, if you do not have a CTIBBOxx parmlib member or the member you have does not contain a WTR parameter, you can later connect to CTRACE during WebSphere for z/OS execution. This will enable subsequent trace buffers to be written to the CTRACE external writer data sets.

1. Start the CTRACE writer address space using the following operator command:

```
TRACE CT,WTRSTART=BBOWTR
```

---

2. If you need to connect the WebSphere for z/OS to this CTRACE writer address space, use the following operator commands:

```
TRACE CT,ON,COMP=SYSBBOSS  
REPLY x,WTR=BBOWTR,END
```

---

**Tip:** If you need to collect trace data, see step 4 under “Steps for tracing to trace data sets at process initialization” on page 25.

## Running the CTRACE external writer

The following command can be issued from the MVS operator’s console to start the CTRACE external writer for the WebSphere for z/OS traces:

```
TRACE CT,ON,COMP=SYSBBOSS,PARM=CTIBB000
```

where the CTIBB000 parmlib member contains the following statement:

```
TRACEOPTS  
  WTRSTART(BBOWTR)  
  ON  
  WTR(BBOWTR)
```

**Note:** This must be done before the WebSphere for z/OS daemon is started.

After the external writer address space has been started, the WebSphere for z/OS daemon and server address spaces can be started.

Before viewing component trace data, WebSphere for z/OS must be disconnected from the component trace external writer. This can be done by issuing the following commands at the MVS operator console:

```
TRACE CT,OFF,COMP=SYSBBOSS  
TRACE CT,WTRSTOP=BBOWTR
```

## Running CTRACE to collect trace data for Java server applications

JRAS trace data is written to the same component trace data set as the internal traces issued by the WebSphere for z/OS runtime. Hence, whether you gather your trace data through a trace buffer dump or through a trace data set, the same procedures can also be used to start and stop component trace for the JRAS traces that are issued by applications executing in the WebSphere for z/OS runtime.

**Tip:** For more information on JRAS, see Chapter 5, “Tracing Java server applications,” on page 31.

---

## Viewing WebSphere for z/OS trace data with IPCS

To view messages or application trace data from Component Trace, you must use the interactive problem control system (IPCS) to format the data. The source of the trace data can be a dump data set or a trace data set, and the command to use would be IPCS CTRACE. You can also use the IPCS CTRACE command to merge multiple trace entities together such as multiple WebSphere for z/OS address space traces, OMVS, and TCPIP.

### Tips:

- *z/OS MVS IPCS Commands, SA22-7594*, describes how to use IPCS CTRACE and IPCS MERGE.

- Using IPCS in batch mode deals a lot with JRAS, so please refer to Chapter 5, “Tracing Java server applications,” on page 31 for more information.

## Steps for using the IPCS dialog to format CTRACE data

**Before you begin:** When setting up IPCS, your installation may customize IPCS for its users. IBM recommends providing access to the IPCS dialog through an ISPF panel. If your installation has not customized IPCS as recommended, you need to start the IPCS dialog.

**Tip:** See *z/OS MVS IPCS User's Guide, SA22-7596*, to find out how to start the IPCS dialog.

Perform the following steps to use the IPCS dialog to format application trace data:

1. From the IPCS Primary Option Menu panel, select option 6 (COMMAND).

2. On the IPCS Subcommand Entry panel:

- a. (Optional) Issue the SETDEF subcommand to determine the default values for routing displays.

- b. Enter the CTRACE command, with the following required parameters:

```
CTRACE COMP(SYSBBOSS)
```

**Note:** If you were interested in only JRAS data, you would enter the following:

```
CTRACE COMP(SYSBBOSS)USEREXIT(JRAS)
```

Specify additional parameters as necessary.

**Example:** To direct trace data to the terminal only, you would append the NOPRINT and TERMINAL parameters to the CTRACE command.

**Tip:** For a complete list of CTRACE command parameters, see *z/OS MVS IPCS Commands, SA22-7594*.

3. View your application's data, basing the method you choose on which one is appropriate for the location of the data:

If you directed output to the...	Then use the...
IPCS print data set (IPCSPRNT)	ISPF/PDF Browse option
Terminal	Dump Display Reporter panel

**Tip:** To navigate through the trace data on the Dump Display Reporter panel, use the commands and PF keys listed in *z/OS MVS IPCS User's Guide, SA22-7596*.

You know you are done when your trace data is formatted to your liking.

## Finding the subname for IPCS CTRACE

If the trace data set is an SVC dump, the trace subname must also be specified. This subname is the aggregation of the address space's jobname with its ASID

(address space identifier), in printable hexadecimal. An easy way to determine the subname is to query CTRACE for the data using the following IPCS subcommand:  
CTRACE QUERY DSN('dump.data.set')

Once you get the subname you can view the WebSphere for z/OS trace data with the following IPCS subcommand:

```
CTRACE COMP(SYSBBOSS) SUB((subname)) FULL DSN('dump.data.set')
```

**Note:** The subname parameter is optional for only the trace data set. It is required when viewing the trace data using the dump data set.

## Viewing multiple traces

CTRACE enables you to view multiple traces together with the trace data from the various sources intermixed based on the time stamp.

**Tip:** See *z/OS MVS IPCS Commands, SA22-7594*, for specifics on using this MERGE subcommand.

---

## Summary of WebSphere for z/OS environment variables for trace

The following summarizes the environment variables used to manage WebSphere for z/OS tracing. For more detailed information, refer back into this chapter.

### Buffers

```
TRACEBUFFCOUNT=nnnn
```

```
TRACEBUFFSIZE=nnnn
```

```
TRACEBUFFLOC=SYSPRINT | BUFFER
```

### Options

```
RAS_MINORCODEDEFAULT=ccccccc
```

```
CEEDUMP
```

```
TRACEBACK
```

```
SVCDUMP
```

```
NODIAGNOSTICDATA
```

```
TRACEALL=x
```

```
TRACEBASIC=(n,...)
```

```
TRACEDetail=(n,...)
```

```
TRACEMINORCODE=value
```

```
ALL
```

```
minor_code
```

```
(null value)
```

```
TRACEPARAM=pp
```

---

## Chapter 4. Tracing WebSphere for z/OS-supported connector activities

In addition to tracing WebSphere for z/OS run-time activities, you also can collect trace data related to processing that the CICS Transaction Gateway ECI connector or IMS Connector for Java perform. For both of these WebSphere for z/OS-supported connectors, you can collect trace data for the Java code executed by the connector to process a request to access the CICS or IMS subsystem. In the case of the CICS Transaction Gateway ECI connector, you also may collect trace data on the connector's use of the CICS EXCI interface through the Java Native Interface (JNI), to pass requests to the target CICS subsystem.

---

### Steps for enabling tracing of connector processing

The following procedure assumes that you already have defined and activated a WebSphere for z/OS J2EE server, with either the CICS Transaction Gateway ECI connector or IMS Connector for Java defined as a J2EE resource associated with that server. *WebSphere Application Server V4.0.1 for z/OS and OS/390: Installation and Customization*, GA22-7834 contains details about defining a J2EE server and WebSphere for z/OS-supported connectors.

**Before you begin:** You need to set up a component trace (CTRACE) external writer and data set to capture and record trace output. For further information and instructions, see *Tracing runtime activities*.

Perform the following steps to enable tracing for the CICS Transaction Gateway ECI connector or the IMS Connector for Java:

1. On z/OS or OS/390, create a trace settings file in the hierarchical file system (HFS). In this file, type the following trace setting:

```
com.ibm.ws390.logwriter.*=all=enabled
```

2. Create a new or edit an existing Java virtual machine (JVM) properties file to point to the trace settings file you just created. This properties file, named `jvm.properties`, changes the default settings for the JVM that runs in a WebSphere for z/OS J2EE server.

In this file, type the following system property:

```
com.ibm.ws390.trace.settings=filename
```

**Rules:**

- Set the `com.ibm.ws390.trace.settings` system property to the fully qualified directory path and file name for your trace settings file. If you do not specify this system property, or specify the path and file name incorrectly, tracing is disabled.

**Example:** `/usr/lpp/connectors/ctg/traceset`

- You must make the `jvm.properties` file accessible to WebSphere for z/OS, so it can find and use your property settings when activating the server. Place the `jvm.properties` file in the same HFS directory in which WebSphere for z/OS places the `current.env` file containing environment variable settings for the J2EE server for which the connector is defined as a J2EE resource. For more information about this directory, see the topic about JVM properties files in *WebSphere Application Server V4.0.1 for z/OS and OS/390: Assembling J2EE Applications*, SA22-7836.

- Trace logging cannot be dynamically started or stopped.

---

3. Through the WebSphere for z/OS Administration application, use the properties form for the J2EE server to add or modify the following environment variables:

- (Optional) If you want to collect trace data related to processing that the CICS Transaction Gateway ECI connector performs to pass requests to the target CICS subsystem, enter:

`CTG_JNI_TRACE=filename`

where the value *filename* must be the fully qualified name of an HFS file to contain trace output. This environment variable enables tracing only for the connector's use of the CICS EXCI interface through the Java Native Interface (JNI).

**Example:** `/usr/lpp/connectors/ctg/traceout`

- Check the environment variable settings related to the use of component trace by the J2EE server. You might want to modify the buffer count and size values to accommodate additional trace entries. Specifically, check the following environment variable settings:

- TRACEBUFFLOC
- TRACEBUFFCOUNT
- TRACEBUFFSIZE

For details about setting these J2EE server environment variables, see *Specifying buffers for WebSphere for z/OS tracing*.

---

4. Through the WebSphere for z/OS Administration application, use the properties form for the J2EE resource instance (that is, the CICS Transaction Gateway ECI connector or IMS Connector for Java) as follows:

- Set the appropriate trace level for the type of trace information you want to collect. Possible values are:
  - 0 No tracing or logging
  - 1 Error and exception logging only. This value is the initial setting.
  - 2 Select method entry and exit tracing
  - 3 All method entry and exit tracing, as well as buffer contents sent to and received from IMS Connect.
- Select the Enable setting for the LogWriter Recording property.

---

5. Through the WebSphere for z/OS Administration application:

- a. Validate and commit the new conversation (the new or modified server configuration).
- b. Activate the new conversation.

---

You know you are done when the following message appears in the status bar:

BB0N0449I Conversation *server\_name* SERVER DEFINITION was activated.

---

## Chapter 5. Tracing Java server applications

The WebSphere Application Server for z/OS and OS/390 run-time supports the Ras Toolkit for Java which enables application programmers to issue messages from and collect trace data for Java server applications that run in WebSphere for z/OS servers. Through this support, the messages produced by these Java applications can appear on the MVS master console or in the error log stream or the component trace (CTRACE) data set. Java application trace entries also appear in the same CTRACE data set.

Any messages that Java applications issue to the console also appear in the error log stream and the WebSphere for z/OS CTRACE data set. Logging the messages in these system resources can help you more easily diagnose application processing-related errors.

Similarly, another method of recording error conditions is issuing requests to log trace data in the CTRACE data set. This method also works for collecting application data for diagnostic purposes. Your ability to select the amount and variety of trace data to be collected allows you to run the application with either minimal tracing (when performance is a priority) or detailed tracing (when you need to recreate a problem and collect additional diagnostic information).

### Tips:

- Please refer to “Specifying WebSphere for z/OS trace options through environment variables” on page 21 for a listing of environment variable parameters.
- If you want information on how to code Java applications for the purpose of logging messages and trace data, please see *WebSphere Application Server V4.0.1 for z/OS and OS/390: Assembling J2EE Applications*, SA22-7836.

Once your Java server application starts running, you can view its messages and trace data as follows:

*Table 3. How to view the messages and trace data*

If you want to view this type of output:	Use the following instructions:
Messages in the error log stream	To view messages in the error log stream, use the log browse utility (BBORBLOG).  <b>Tip:</b> For more information on BBORBLOG, see Chapter 6, “Using the WebSphere for z/OS error log stream,” on page 39.



## Tracing Java server applications

Table 3. How to view the messages and trace data (continued)

If you want to view this type of output:	Use the following instructions:
Messages or trace data in Component Trace	<p>To view messages or application trace data in Component Trace, you must use the interactive problem control system (IPCS) in one of the following ways:</p> <ul style="list-style-type: none"><li>• Line mode on a terminal (IPCS CTRACE command)</li><li>• Batch mode, using the terminal monitor program. <b>Tip:</b> See “Steps for using IPCS in batch mode to format CTRACE data.”</li><li>• Full-screen mode on a terminal (IPCS dialog) <b>Tip:</b> See “Steps for using the IPCS dialog to format CTRACE data” on page 27.</li></ul> <p><b>Recommendation:</b> If you are not familiar with IPCS, TSO/E and ISPF, use IPCS in batch mode to format and view trace data.</p>

### Steps for using IPCS in batch mode to format CTRACE data

To view messages or application trace data from Component Trace, you must use the interactive problem control system (IPCS) to format the data. Using IPCS in batch mode is the easiest method of formatting data, especially if you do not have much experience with using IPCS, TSO/E and ISPF. Through batch mode, you can use IPCS to format trace data and write it to an MVS data set. Optionally, you may copy the contents of that data set into an HFS file for viewing.

**Before you begin:** You must create an IPCS dump directory before you can use IPCS in batch mode. When setting up IPCS, your installation may customize IPCS for its users. This customization can include modifying the IBM-supplied BLSCDDIR CLIST with default values for creating an IPCS dump directory.

If your installation has modified the BLSCDDIR CLIST, perform the following steps to create an IPCS dump directory:

1. Decide on a fully-qualified data set name for the directory.
2. From the TSO/E command prompt, enter the BLSCDDIR command, specifying the data set name. For example, to create a dump directory named IBMUSER.DDIR, enter:

```
%blscddir dsn('ibmuser.ddir')
```

If your installation has not customized IPCS, you might need to alter other BLSCDDIR CLIST parameters. See *z/OS MVS IPCS User's Guide*, SA22-7596 and *z/OS MVS IPCS Commands*, SA22-7594 for more details about using the BLSCDDIR CLIST to create a dump directory.

Perform the following steps to use IPCS in batch mode to format application trace data:

1. Create a file and copy the following sample JCL into it. This JCL invokes IPCS to extract and format JRAS trace data and write it into an MVS data set, and then uses the TSO/E OPUT command to copy the formatted data from the MVS data set into an HFS file.

```
//IBMUSERX JOB ,  
// CLASS=J,NOTIFY=&SYSUID,MSGCLASS=H  
//IPCS EXEC PGM=IKJEFT01,REGION=4096K,DYNAMNBR=50
```



```

//IPCSDDIR DD DSN=IBMUSER.DDIR,DISP=SHR
//IPCSDOC DD SYSOUT=H
//JRASTRC DD DSN=IBMUSER.CB390.CTRACE,DISP=SHR
//IPCSPRNT DD DSN=IBMUSER.IPCS.OUT,DISP=OLD
//SYSTSPRT DD SYSOUT=*
//SYSTSIN DD *
IPCS
DROPDUMP DDNAME(JRASTRC)
PROFILE LINESIZE(80)PAGESIZE(99999999)
SETDEF NOCONFIRM
CTRACE COMP(SYSBBOSS) DDNAME(JRASTRC) FULL PRINT +
NOTERMINAL
DROPDUMP DDNAME(JRASTRC)
END
/*
//OPUT EXEC PGM=IKJEFT01,REGION=4096K,DYNAMNBR=50
//SYSTSPRT DD SYSOUT=*
//SYSTSIN DD *
oput 'ibmuser.ipcs.out' '/u/ibmuser/ipcs/jrastrace.txt' TEXT
/*

```

- 
2. Edit the sample JCL to replace IBMUSER.DDIR with the data set name that you used for the IPCS dump directory you created.

**Notes:**

- a. Use the PAGESIZE parameter on the PROFILE statement only if you do not want to print the output data set.
- b. You may replace the HFS file name with the name of an existing HFS file, but you do not have to do so. The OPUT command processing will create a new HFS file, if the one specified does not exist, and grants read and write access to that file for your user ID only.

If you do specify an existing HFS file, the OPUT command processing will write over any data that is already in that file. If you want to know more about the OPUT command, see *z/OS UNIX System Services Command Reference*, SA22-7802.

- c. Change the data set name specified on the JRASTRC DD in the example to the name of the data set containing the CTRACE data.
- d. Change the name of the MVS data set on both the JRASTRC DD statement and the OPUT command in the SYSTSIN stream, as necessary. The formatted output of the JRAS CTRACE data is first written to the MVS data set specified by the IPCSPRNT DD statement and then (optionally) copied to the HFS data set. You must either pre-allocate this data set, or change the sample JCL to allocate the data set. This data set should have a record format of VBA and a record length of 133.

- 
3. Submit the JCL to start the IPCS batch job.
- 

Once you are done you can use a UNIX editor, such as vi, to view your trace data in the HFS file. If you want to know more about the UNIX editors, see *z/OS UNIX System Services User's Guide*, SA22-7801.

## Sample JCL to display WebSphere for z/OS trace data

The following sample shows JCL that displays WebSphere for z/OS trace data.

## Tracing Java server applications

**Note:** The JCL uses an IPCS dump directory (in VSAM data set userid.DUMP.DIR) that must be allocated before you run the JCL.

**Tip:** See *z/OS MVS IPCS Commands, SA22-7594*, for information about initializing a dump directory.

```
//SHOWTRC JOB <job card info>
//JOBLIB DD DISP=SHR,DSN=BBO.SBBOMIG
// DD DISP=SHR,DSN=SYS1.MIGLIB
//PRINTIT EXEC PGM=IKJEFT01,REGION=OM
//IPCSDDIR DD DISP=(OLD,KEEP),DSN=userid.DUMP.DIR
//IPCSPARM DD DISP=SHR,DSN=SYS1.PARMLIB
//SYSTSPRT DD SYSOUT=*
//IPCSTOC DD SYSOUT=*
//IPCSPRNT DD SYSOUT=*
//*-----
//SYSTSIN DD *
IPCS NOPARM
CTRACE COMP(SYSBBOSS) SUB((subname)) FULL DSN('dump.data.set')
/*
```

The following example shows JCL that displays WebSphere for z/OS trace data for multiple address spaces.

```
//SHOWTRC2 JOB <job card info>
//JOBLIB DD DISP=SHR,DSN=BBO.SBBOMIG
// DD DISP=SHR,DSN=SYS1.MIGLIB
//PRINTIT EXEC PGM=IKJEFT01,REGION=OM
//IPCSDDIR DD DISP=(OLD,KEEP),DSN=userid.DUMP.DIR
//IPCSPARM DD DISP=SHR,DSN=SYS1.PARMLIB
//SYSTSPRT DD SYSOUT=*
//IPCSTOC DD SYSOUT=*
//IPCSPRNT DD SYSOUT=*
//*-----
//SYSTSIN DD *
IPCS NOPARM
MERGE
CTRACE COMP(SYSBBOSS) SUB((subname)) FULL DSN('dump.data.set')
CTRACE COMP(SYSBBOSS) SUB((subname2)) FULL DSN('dump.data.set')
MERGEEND
/*
```

---

## Steps for turning on J2EE tracing

Perform the following steps to turn on J2EE tracing:

1. Create a trace settings file in the HFS.
2. In the `jvm.properties` file, add the following line:  
`com.ibm.ws390.trace.settings=../../../../trace.settings`

**Note:** For more information on how and where to create the `jvm.properties` file, see *WebSphere Application Server V4.0.1 for z/OS and OS/390: Installation and Customization, GA22-7834*.

3. In the trace settings file, add the following lines:  
`com.ibm.ejs.*=all=enabled`  
`com.ibm.ws390.orb=all=enabled`

The first line is to turn on all the container tracing, and the second is to turn on all the ORB tracing.

- 
4. Restart the server in which you want tracing enabled.
- 

## Event types

The following table lists the Trace event types, each with its associated default enabled/disabled status and location to which associated data is routed. Included is the mapping of JRas message event types and supported JRas trace event types to each of the Trace event types. Please see *WebSphere Application Server V4.0.1 for z/OS and OS/390: Assembling J2EE Applications, SA22-7836*, for more information.

Table 4. Trace event types

Trace event type	Default status	Destination(s)	JRas message event type	JRas Trace event type
TraceEvent .AUDIT	Enabled	<ul style="list-style-type: none"> <li>• WTO</li> <li>• CTrace</li> </ul>	RASIMessageEvent .TYPE_INFORMATION	
TraceEvent .DEBUG	Disabled	<ul style="list-style-type: none"> <li>• CTrace</li> </ul>		RASITraceEvent .TYPE_MISC_DATA RASITraceEvent .TYPE_LEVEL1 RASITraceEvent .TYPE_LEVEL2 RASITraceEvent .TYPE_LEVEL3
TraceEvent .DUMP	Disabled	<ul style="list-style-type: none"> <li>• CTrace</li> </ul>		
TraceEvent .ERROR	Enabled	<ul style="list-style-type: none"> <li>• Error log</li> <li>• CTrace</li> </ul>	RASIMessageEvent .TYPE_ERROR	
TraceEvent .EVENT	Disabled	<ul style="list-style-type: none"> <li>• CTrace</li> </ul>		<ul style="list-style-type: none"> <li>• RASITraceEvent .TYPE_ERROR_EXC</li> <li>• RASITraceEvent .TYPE_SVC</li> <li>• RASITraceEvent .TYPE_OBJ_CREATE</li> <li>• RASITraceEvent .TYPE_OBJ_DELETE</li> <li>• RASITraceEvent .TYPE_LEVEL1</li> </ul>

## Tracing Java server applications

Table 4. Trace event types (continued)

TraceEvent .ENTRY TraceEvent .EXIT	Disabled	<ul style="list-style-type: none"> <li>• CTrace</li> </ul>		<ul style="list-style-type: none"> <li>• RASITraceEvent .TYPE_ENTRY_EXIT</li> <li>• RASITraceEvent .TYPE_API</li> <li>• RASITraceEvent .TYPE_CALLBACK</li> <li>• RASITraceEvent .TYPE_PRIVATE</li> <li>• RASITraceEvent .TYPE_PUBLIC</li> <li>• RASITraceEvent .TYPE_STATIC</li> <li>• RASITraceEvent .TYPE_LEVEL1</li> <li>• RASITraceEvent .TYPE_LEVEL2</li> </ul>
TraceEvent .FATAL	Enabled	<ul style="list-style-type: none"> <li>• Error log</li> <li>• CTrace</li> </ul>		
TraceEvent .TERMINATE	Enabled	<ul style="list-style-type: none"> <li>• Error log</li> <li>• CTrace</li> </ul>		
TraceEvent .WARNING	Enabled	<ul style="list-style-type: none"> <li>• CTrace</li> </ul>	RASIMessageEvent .TYPE_WARNING	

## Format of message output in the error log stream

JRAS message requests that are routed to the error log stream are formatted as with this sample. Here, a JRAS message is routed by the WebSphere for z/OS runtime, with the exception that the client and server are not provided when JRAS is used.

**Note:** The numbers to the left were added to specify lines—they will not be in the actual output

```

1 | 2000/04/17 19:22:57.416 01 SYSTEM=SY1 SERVER=BBOASR1A JobName=BBOASR1S
2 |   ASID=0X003B PID=0X00000043 TID=0X251D8D40 0X000004 c=A.6 JRAS/Tr+1 ...
3 |   BBOJ0001 Java B0 created.
```

The first two lines of a JRAS error log entry contain the same information as a WebSphere for z/OS runtime error log entry, with the exception that, rather than containing a file name and line number of the \*.cpp file that issued the log request, the phrase "JRAS/Tr+1" appears toward the end of line 2.

Message requests that are routed to the z/OS or OS/390 CTRACE facility must be viewed using IPCS. The following output fields are provided for JRas message trace entries that have been formatted using IPCS:

```

ComponentId
ThreadId
FunctionName
SourceId
Manufacturer
Product
Version
ServerName
```

Severity  
Category  
ExtendedMessage  
RawData

---

## Message lengths

The WebSphere for z/OS runtime will truncate any JRAS message that is routed to the WTO facility if the length of the message text exceeds 700 characters. Additionally, the WebSphere for z/OS runtime will truncate any JRAS message that is routed to the error log stream if the length of the data (which includes the message text as well as the date, time, class, method, organization, product, component, and any spacing characters) exceeds 512 characters.

---

## Format of trace output in error log stream

The formatting of the trace data that is written to CTrace makes it easy to convert the JRas trace data to other file formats. The output fields that are provided for JRas trace events, although not every field contains data for every trace type, are the same as for messages and trace events (see “Format of message output in the error log stream” on page 36).

## Trace lengths

The WebSphere for z/OS runtime will truncate trace requests that contain more than 1024 bytes of hex data (from tracing Java byte arrays) or 16384 characters of string data. If a JRAS trace event contains more than 1024 bytes of hex data, the runtime will truncate the hex data at 1024 bytes. If the JRAS trace event contains more than 16384 characters of string data, the runtime will substitute the phrase “\*\*\*BUFFER OVERFLOW\*\*\*” in place of each string field that will not fit within the 16384 character limit.

### Notes:

1. The limit on character string data is 16384 bytes, but this includes all the text fields that get written to the trace output (like the organization, product, component, group, class, method, thread, type, text and parms).
2. Each string has a 1-byte string terminator that counts towards the 16384-byte limit. There are a few pad bytes that get counted, so 16384 isn't an exact count.

## Tracing Java server applications

---

## Chapter 6. Using the WebSphere for z/OS error log stream

This chapter shows you how to use the WebSphere for z/OS error log stream.

**Tip:** For specifics on JRAS message and trace logging, see Chapter 5, “Tracing Java server applications,” on page 31.

---

### Overview of the WebSphere for z/OS error log stream

WebSphere for z/OS has an error log stream that records error information an unexpected condition or failure is detected within its own code, such as:

- Assertion failures
  - Unrecoverable error conditions
  - Vital resource failures
- Example:** Memory
- Operating system exceptions
  - Programming defects in WebSphere for z/OS code.

For capturing error or status information, use the error log stream in conjunction with other available facilities:

- Activity log
- Trace data
- System logrec
- Joblog

The WebSphere for z/OS error log stream is a system logger application. Because the error log stream uses the system logger, you can:

- Have error information written to a coupling facility log stream, which provides sysplex-wide error logging, or to a DASD-only log stream, which provides single system-only error logging.
- Set up a common log stream for all of WebSphere for z/OS, or individual log streams for servers and server instances. Local z/OS or OS/390 client ORBs can also log data in log streams. The system logger APIs are unauthorized. This log stream resource can be protected using security products such as RACF.

The WebSphere for z/OS provides an ISPF REXX EXEC named BBORBLOG, that allows you to browse the error log stream.

**Note:** By default, the macro formats the error records to fit a 3270 display.

### Setting up the error log stream

The log stream name is specified when WebSphere for z/OS is installed and is in the current.env for each server instance. For detailed information on setting up the error log, see the chapter in *WebSphere Application Server V4.0.1 for z/OS and OS/390: Installation and Customization*, GA22-7834 that corresponds to this information.

### Identifying the error log stream name

When the system starts recording to the log stream, a message is issued to the job messages indicating the log stream name.

## Using the log browse utility (BBORBLOG)

You can view the error log stream output using the BBORBLOG browser. To invoke the browser, go to ISPF option 6 and enter:

```
'BBO.SBBOEXEC(BBORBLOG)' 'BBO.BOSSXXX format option '
```

**Note:** In this example, BBORBLOG resides in BBO.SBBOEXEC.

The browser creates a browse data set named "userid.stream\_name", which contains the contents of the log stream. When the browser is executed, it:

1. Allocates a data set called `userid.stream_name`, which overwrites any duplicate data sets.
2. Populates the data set with the contents of the log stream.
3. Puts the user in "browse" mode on the data set.

**Note:** Each time BBORBLOG is invoked a static file is created which overwrites the existing file. In order to refresh the file, it is necessary to re-issue BBORBLOG.

The browser takes two parameters:

### log stream name

The name of the log stream. See the job messages for the name of the log stream.

### format option

**80** The default. The log stream record will be formatted on a line length of 80 characters. Additional lines will be wrapped.

### NOFORMAT

Turns off formatting. The error log message appears as one log message string in the browse file.

There are three valid ways (three separate commands to use) to invoke the browser. We will illustrate each of these using the following example:

**Example:** If the BBORBLOG member was in a data set named BBO.SBBOEXEC, then you would issue one of the following depending on your chosen format option:

```
ex 'BBO.SBBOEXEC(BBORBLOG)' 'BBO.BOSSXXX '  
ex 'BBO.SBBOEXEC(BBORBLOG)' 'BBO.BOSSXXX 80'  
ex 'BBO.SBBOEXEC(BBORBLOG)' 'BBO.BOSSXXX NOFORMAT '
```

**Tip:** (For using BBORBLOG): If the target library in the BBO.SBBOEXEC example above was added to the SYSEXC concatenation of the user logon procedure during the WebSphere for z/OS installation, it would be easiest to invoke the browser. You would not have to specify the library containing the browser REXX EXEC—you would only need to specify BBORBLOG.

## Dissection of the error log stream record output

There are two error log stream records that we will look at:

- Server logstream
- CERR of a server.

**Note:** The numbers to the left of each sample were added to specify lines—they will not be in the actual output.



### Sample output from a server logstream:

```
1 | 2000/06/01 16:01:06.683 01 SYSTEM=SY1 SERVER=BBOASR1A JobName=BBOASR1S
2 | ASID=0X0033 PID=0X0100003C TID=0X24F858A0 0X000004 c=2.1010030
3 | ./bbooreq.cpp+4437 ... BBOU0013W The function
4 | make_user_exception(IIOP_protocolArea*))+4437 raised a user exception
5 | CosNaming::NamingContext::NotFound.
```

The log stream record output fields from stream BBO.BOSSXXXX are:

Table 5. Parts table for a server logstream record output

Component	Description
line 1: 2000/06/01 16:01:06.683 01	Date / timestamp / 2-digit record version number
line 1: SYSTEM=SY1	System name
line 1: SERVER=BBOASR1A	Server name
line 1: JobName=BBOASR1S	Jobname
line 2: ASID=0X0033	ASID (address space identifier)
line 2: PID=0X0100003C	PID (Process ID)
line 2: TID=0X24F858A0 0X000004	TID (Thread ID)
line 2: c=2.1010030	Request correlation information
line 3: ./bbooreq.cpp+4437	File name & line
line 3: BBOU0013W	Log message number
line 3: The function...	Log message
lines 4-5: make_user_exception... CosNaming::Naming...	Continuation lines: Continuation of the Log Stream log message

**Note:** Each field is delimited by a blank.

### Sample output from CERR of a server:

```
1 | BossLog: { 0017} 2000/06/01 15:58:25.557 01 SYSTEM=SY1 SERVER=BBOASR1A
2 | PID=0X0100003C TID=0X24F82920 00000000 c=3.C5D02
3 | ./bboiroot.cpp+1195 ... BBOU0012W The function IRootHomeImpl::findHome(
4 | const char*))+1195 received CORBA system exception CORBA::INTERNAL.
5 | Error code is C9C21200.
```

The CERR job message output fields are:

Table 6. Parts table for a CERR record output

Component	Description
line 1: BossLog: { 0017}	BossLog: {entry number}
line 1: 2000/06/01 15:58:25.557 01	Date / timestamp / 2-digit record version number
line 1: SYSTEM=SY1	System name
line 1: SERVER=BBOASR1A	Server name
line 2: PID=0X0100003C	PID (Process ID)
line 2: TID=0X24F82920 00000000	TID (Thread ID)
line 2: c=3.C5D02	Request correlation information
line 3: ./bboiroot.cpp+1195	File name & line

Table 6. Parts table for a CERR record output (continued)

Component	Description
line 3: BBOU0012W	Log message number
line 3: The function IRootHomeImpl::find...	Log message
lines 4–5: const char*)+1195 received CORBA system exception CORBA::INTERNAL. Error code is C9C21200.	Continuation lines: Continuation lines of the CERR job message

**Notes:**

1. Each field is delimited by a blank.
2. The CERR format is found in SYSOUT, not the logger.

## Saving your BBORBLOG browser output

When you use the BBORBLOG browser, it creates a data set with your user ID followed by the log stream name. You should rename it if you wish to save your browser output. The contents of the current view of the log stream will remain until the stream reaches its retention date. The next time you invoke the browser, however, the current view of the log stream will be deleted (because it uses the same data set name). The previous data will exist in another record (not the current view) until its retention date.

---

## Chapter 7. Using the Naming Dump Utility (BBOSNDMP)

This chapter describes the Naming Dump Utility (BBOSNDMP).

---

### Overview of the Naming Dump Utility

BBOSNDMP is a utility that dumps the contents of a WebSphere for z/OS name space so that you can view the results of naming operations. It allows you to verify the contents of the name space and recognize potential problems.

The contents of the name space are naming contexts and bindings to application objects. BBOSNDMP traverses the name space at given start contexts and lists the names of naming contexts as well as bound application objects. For naming contexts and bound application objects, information about the name of the server in which they reside is provided. For bound application objects, additional information about their module and interface names and the version number can be dumped.

You can dump both local name spaces and name spaces which are scattered onto several servers. Because a name space can potentially be quite large, there are filtering options which allow you to control the output and limit the scope of the dump.

---

### Using the Naming Dump Utility

#### Input

BBOSNDMP input options can be specified in the control data set, the Job Control Language (JCL) PARM statement, or the TSO command line. Combinations are also supported, like if you wanted to place some options in the control data set and some options in the TSO command line.

#### Output

BBOSNDMP produces an output data set containing the contents of the name space. The format of the output can either be plain text or HTML. The HTML makes it easier to use and browse the name space from a Web browser.

#### Dissection of the BBOSNDMP output

naming dump plain text output:

```
Date: 1998/09/28
Time: 04:51:16.766
Server: BOSS0071.PLEX1.L2.IBM.COM
```

```
Used Options:
-Recursion depth: 1
-Names only: no
-Contexts only: no
-Object pattern: *
-Traversal mode: lifo
-Bootstrap host: local
```

```
Startcontexts:
-/host
-----
Startcontext: /host
```

```

-----
(0) /host

Contexts:
(c) applications (1)
    + Server: BOSS0071.PLEX1.L2.IBM.COM
(c) resources (corrupted)
(c) development (3)
    + Server: BOSS0071.PLEX1.L2.IBM.COM

(3) /host/development

Objects:
(o) myobject1
    + Server: BOSS0071.PLEX1.L2.IBM.COM
    + Module: IDL:IManagedClient
    + Interface: IManageable
    + Version: 1.0
(o) myobject2
    + Server: BOSS0071.PLEX1.L2.IBM.COM
    + Module: IDL:IManagedClient
    + Interface: IManageable
    + Version: 1.0

Contexts:
(c) resources (leaf)
    + Server: BOSS0071.PLEX1.L2.IBM.COM
(2) /host/resources

Contexts:
(c) factories (leaf)
    + Server: BOSS0071.PLEX1.L2.IBM.COM
(c) servers (leaf)
    + Server: BOSS0071.PLEX1.L2.IBM.COM
(c) locations (leaf)
    + Server: BOSS0071.PLEX1.L2.IBM.COM
(c) factory-finders (leaf)
    + Server: BOSS0071.PLEX1.L2.IBM.COM

(1) /host/applications

```

```

-----
Index for /host:
-----
-/host (0)
-/host/development (3)
-/host/resources (2)
-/host/applications (1)

```

The output is structured as follows:

*Table 7. Parts table for a BBOSNDMP record output*

Component	Description
<b>Header:</b>	
Date: 1998/09/28	Time and date of dump creation
Time: 04:51:16.766	
Server: BOSS0071.PLEX1.L2.IBM.COM	Name of bootstrap host

Table 7. Parts table for a BBOSNDMP record output (continued)

Component	Description
Used Options: -Recursion depth: 1 -Names only: no -Contexts only: no -Object pattern: * -Traversal mode: lifo -Bootstrap host: local	Used control statements (options)
Startcontexts: -/host ----- Startcontext: /host -----  (0) /host (3) /host/development (2) /host/resources (1) /host/applications	List of the different startcontexts
The different start contexts:	
<b>Subcontext entries for the actual startcontext:</b>	
(3) /host/development  Objects: (o) myobject1 + Server: BOSS0071.PLEX1... + Module: IDL:IManagedClient + Interface: IManageable + Version: 1.0 (o) myobject2 + Server: BOSS0071.PLEX1... + Module: IDL:IManagedClient + Interface: IManageable + Version: 1.0	Object section with names of the application objects within the actual subcontext  • Binding Name • Server Name • Module, interface, version
(3) /host/development  Contexts: (c) resources (leaf) + Server: BOSS0071.PLEX1...	Context section with names of the subcontexts of actual subcontext:  • Binding name • Server name
<b>Index:</b>	
-/host/development	Full path names (relative to the root context) of all visited contexts within the actual startcontext
(3)	In brackets: Aliases (links) for context entries which refer to the same context object

You can specify different startcontexts via control statements. The sub trees of the startcontexts are dumped, one following the other. In the object section of a subcontext, all application object bindings (with their server name, module, interface and version) are dumped. In the context section, the bindings of all subcontexts (with their server names) are listed. At the end of a dumped startcontext, an index with full-blown path names of all visited contexts is dumped. If there are aliases for visited contexts (context entries which refer to the same context object), these aliases are listed in brackets under the first found context entry.

If information about the server, module, interface, and so on, of a binding cannot be accessed, the binding is marked as "being corrupted". BBOSNDMP provides a control statement, `RecDepth`. Contexts with maximum recursion depth are marked as leaf contexts.

When using HTML output, HTML links can be used to navigate through the name space dump. The dumped contexts are numbered in the plain text output.

---

## Naming Dump Utility control statements

BBOSNDMP is controlled by job and utility control statements. The job control statements can be used to specify the input and output data sets that are used by BBOSNDMP. These data sets can also be specified via utility control statements.

### Job control statements

The following Job Control Statements are used by BBOSNDMP:

#### EXEC

**Example:** `//[stepname] EXEC PGM=BBOSNDMP, [PARM=<parms>]`

#### Notes:

1. You may specify any of the parameters described in "Utility control statements (utility options)" in the following way:  
`PARM='keyword1=value1 keyword2=value2 ...'`
2. Utility control statements have to be separated with blanks.
3. Between "keyword", the "=" character, and "value", there must not be any blanks.

#### NDCONFIG DD (use)

Defines an input data set containing utility control statements for BBOSNDMP.

#### Notes:

1. If it is not specified, only the parameters defined in the `PARM` statement in a `JCL`, or the command line parameters in the `TSO call` command are used for control statements.
2. Alternatively, the `configdataset` control statement can be used to specify the control data set.

#### NDOUTPUT DD (optional)

Defines an output data set where the content of the Name Space is dumped.

#### Notes:

1. This output data set must be large enough for the generated output. It is possible to use `PS`, `PDS`, `PDSE` or `HFS` data sets.
2. Alternatively, the `outputdataset` control statement can be used to specify the output data set.

### Utility control statements (utility options)

Utility control statements can be specified:

- In the control data set (config file)
- Via the `PARM` statement in `JCL`
- In command line parameters of the `TSO call` command

The second and third choices can overwrite settings which are made in the control data set.

All control statements are in the form `Keyword=Value`.

**Notes:**

1. If specified via the `PARM` statement or in command line parameters, there must not be any spaces between “`Keyword`”, the “`=`” character, and “`Value`” (this restriction does not apply to control statements specified in a control data set).
2. If there are spaces within `Value`, single quotes must be used.

**Example:** `Keyword='a b c d'`

For each control statement there exists a long and a short name for the `Keyword`, which is not case sensitive. In the control data set, comments can be inserted as in C++ with a “`///`” at the beginning.

**CONFIGDATASET (CDS)**

Name of the control data set.

**Range:** Valid data set name

**Default:** `NDCONFIG DD` (if specified—otherwise only commandline parameters are used)

**Notes:**

1. “Native” MVS data sets are specified with the leading “`///`” string (otherwise an HFS data set will be opened).
2. This control statement is not allowed in a control data set.

**Tip:** See also control statement `outputdataset`.

**CONTEXTSONLY (CO)**

Specifies that only indexes are created. Use this control statement if you want to see the name space structure and not the objects.

**Range:** `[yes,no]`

**Default:** `no`

**HOST (HT)**

Specifies the bootstrap host and port.

**Range:** `iio://<host name>: <port>`

**Default:** `localhost`

**Note:** The hostname can be specified as an IP address, like `127.0.0.1`, or with a symbolic name, like `myhost.ibm.com`.

**NAMESONLY (NO)**

Causes only the binding names to be dumped. No details (server, module, interface or version) are displayed.

**Range:** `[yes,no]`

**Default:** `no`

**OBJECTPATTERN (OP)**

Only objects that match this pattern are dumped.

**Range:** `[*|?|<char>]*`

**Default:** `*`

**Notes:**

1. The "\*" and "?" characters can be used as wildcards:
  - "\*" represents any number of characters.
  - "?" represents exactly one character.
2. "\*" and "?" can be escaped with the "\" character.
3. The pattern is case sensitive.

**OUTPUTDATASET (ODS)**

Specifies the name of the output data set.

**Range:** Valid data set name.

**Default:** NDOUTPUT DD (if specified)

**Examples:**

- Physical sequential: //<dsname>
- PDS: //<dsname>(<member>)
- HFS data set: /path/dsname

**Notes:**

1. If the specified data set does not exist, a new data set is created.
2. "Native" MVS data sets (physical sequential and PDS) are specified with the leading "/" string (otherwise an HFS data set will be used).
3. Use single quotes if you don't want the highlevel qualifier to be set automatically.

**Example:** //'XXX.XXX.XXX'

**OUTPUTFORMAT (OF)**

Specifies the format of the output file.

**Range:** [HTML, text]

- HTML produces HTML 2.0 formatted output
- text produces plain text output

**Default:** text

**RECDEPTH (RD)**

Specifies the maximum recursion depth.

**Range:** [-1,0,1,2,...]

**Default:** -1 (unlimited)

**Example:** RECDEPTH=0 means that only the content (no subcontext) of the startcontexts will be dumped.

**STARTPATH (SP)**

Starts the naming context (where the dumping starts).

**Range:** Valid path names for contexts, relative to the local root context "/".  
"/host" or "/host/resources" are good examples.

**Default:** Root naming context ("/") of the bootstrap host

**Example:** If /host should be dumped, STARTPATH=/host must be specified.

**Note:** You may specify more than one startcontext—all specified will be dumped.



### TRAVERSALMODE (TM)

Specifies the order in which the context tree is traversed.

**Range:** [fifo,lifo]

- fifo indicates breadth first (the name space is traversed in “layers”).
- lifo indicates depth first.

**Default:** lifo

## Examples of the BBOSNDMP control statement

All control statements may be specified multiple times. Usually the first definition of a control statement is used and warnings are issued for subsequent occurrences. Startpath control statements are used cumulatively.

Generally, the command line control statements are given precedence over control statements specified in a control data set.

**Example 1:** With CDS control statement for control data set:

```
//BBOSNDMP JOB ...
//S1      EXEC PGM=BBOSNDMP,REGION=0M,
//        PARM='/CDS=/' ' IBMUSER.BBOSNDMP.TEST(NDCNF) '''
```

**Example 2:** With CDS control statement for control data set and overwriting rec depth with 2:

```
//BBOSNDMP JOB ...
//S1      EXEC PGM=BBOSNDMP,REGION=0M,
//        PARM='/CDS=/' ' IBMUSER.BBOSNDMP.TEST(NDCNF) ' ' RD=2'
```

**Example 3:** With DD Statement for control data set:

```
//DDUMP   JOB ...
//S1      EXEC PGM=BBOSNDMP,REGION=0M,
//NDCONFIG DD DSN='IBMUSER.BBOSNDMP.TEST(NDCNF)',DISP=SHR
```

**Example 4:**

```
//BBONDUTL JOB <JOB CARD PARAMETERS>
/* See instructions at the bottom of this file
// SET BBOLIB='BBO'
//BBONDUTL EXEC PGM=BBOSNDMP,REGION=0M
/*STEPLIB DD DSN=&BBOLIB;.SBBOLD2,DISP=SHR
/* DD DSN=&BBOLIB;.SBBLOAD,DISP=SHR
//NDCONFIG DD DSN=&BBOLIB;.SBBOEXEC(BBONDSMP),DISP=SHR
/*NDOUTPUT DD DSN=<Output data set>,DISP=SHR
//BBOENV DD DISP=SHR,DSN=&BBOLIB;.SBBOEXEC(BBOSYM)
//BBOERROR DD DISP=SHR,DSN=&BBOLIB;.ERROR.LOG
//CEEDUMP DD SYSOUT=*,SPIN=UNALLOC,FREE=CLOSE
//SYSOUT DD SYSOUT=*,SPIN=UNALLOC,FREE=CLOSE
//SYSPRINT DD SYSOUT=*,SPIN=UNALLOC,FREE=CLOSE
//
/* ===== */
/* */
/* COPYRIGHT = */
/* Licensed Material - Property of IBM */
/* */
/* 5655-A98 (C) Copyright IBM Corp. 2000 */
/* All Rights Reserved. */
/* U.S. Government users - RESTRICTED RIGHTS - Use, Duplication, or */
/* Disclosure restricted by GSA-ADP schedule contract with IBM Corp.*/
/* Status = H28K510 */
/* */
/* */
/* FUNCTION: Run the Naming Dump Utility. */
```

```

/**
/** ===== */
/**-----*/
/** Before submitting this job, the JCL must be customized for your */
/** installation. The following changes need to be made: */
/**
/** 1. Update the JOB card with the installation-specific */
/** parameters. */
/**
/** 2. The OS/390 CB load modules must either be in the linklist */
/** (which is recommended) or specified in a steplib. If you */
/** don't put them in the linklist, uncomment the steplib and */
/** change the above BBOLIB specification to identify the high */
/** level qualifier used for OS/390 CB on your system. */
/**
/** 3. Modify the sample configuration file specified in the */
/** NDCONFIG DD statement, or specify another one. */
/**
/** 4. Specify an output data set in the NDOUTPUT DD statement. */
/** Alternatively, the output data set can also be specified in */
/** the configuration file. */
/**
/** Change Activity: */
/** $P1=D5407 H28K510 990712 PDEB: Initial Release */
/**
/** ===== */

```

## Examples of the BBOSNDMP control statement from TSO

The TSO region size should be a minimum of 100000. Problems may occur if the TSO region size is not large enough.

```
call 'loadlib(ndump)' '/CDS=/'IBMUSER.BBOSNDMP.TEST(NDCNF)''
```

**Example 5:** Content of control data set IBMUSER.NDUMP.TEST(NDCNF):

```

// -----
// My control data set:
// -----
// Startpaths:
// -----
startpath    = /host/resources
startpath    = /host/applications
// Other options:
// -----
outputformat = HTML
outputdataset = /tmp/output.HTML
recdepth     = 3

```

**Note:** Control data sets may contain comment lines (introduced by “//”) and empty lines.

**Example 6:**

```

//
// Naming Dump Utility: Configuration file sample
//
// This sample dumps the entire local (host) NameSpace.
// HTML output is created and stored in the MVS data set
// <HLQ>.BBOSNDMP.OUT.
//
// For a description of all options of the Naming Dump Utility
// see the 'OS/390 Component Broker: Messages and Diagnosis'
// manual.

```

```
//
StartPath      = /host
OutputFormat   = HTML
OutputDataset  = //'<HLQ>.BBOSNDMP.OUT'
```

## BBOSNDMP return codes

Table 8. BBOSNDMP return codes

Code	Meaning
'00' (X'00')	Successful completion.
'04' (X'04')	Warning. Probably successful completion. Warning messages are written.
'08' (X'08')	User error, the utility ends. Wrong control statements, data set too small, and so on.
'12' (X'0C')	System error, the utility ends. Resource problems, system calls fail, and so on.
'16' (X'10')	Internal error, the utility ends. Should not occur.



---

## Chapter 8. Using the Interface Repository Dump Utility (BBOPUDMP)

This chapter describes the Interface Repository Dump Utility (BBOPUDMP).

---

### Overview of the Interface Repository Dump Utility

BBOPUDMP is a utility used to dump the contents of the Interface Repository (IR), in either HTML or plain text format, to a file. Since the IR may contain a large number of objects, the dump can be restricted to a subset of these objects. The HTML output displays the hierarchical structure of an IR and, through hyperlinks, the relationships between its objects.

### When to use the Interface Repository Dump Utility (BBOPUDMP)

You can use the Interface Repository Dump Utility when the contents of the IR are in question. The DII function in a CORBA ORB uses the IR to obtain information about object attributes and methods that a server supports.

**Example:** If you run across a problem where the IR is not returning appropriate output for the DII client, then you can dump out part of the IR to help diagnose the problem.

The IR uses LDAP, which uses DB2 as its persistent store for the data that it maintains. The dump utility simply extracts and formats the persistent data using the IR itself.

**Notes:**

1. If there is a logic error in the IR, it might hinder the dump utility.
2. This dump utility does not have a backup/restore function. Its main function is to view and verify the contents of the IR. This assists with the diagnosis of IR usage problems, not install time or runtime problems (such as logic errors in the IR).

---

### Using the Interface Repository Dump Utility

#### Input

The processing of BBOPUDMP is controlled by a set of four options. These may be specified three different ways:

- As command line parameters (TSO)
- As a PARM statement (batch job)
- In a configuration file (TSO and batch job).

The definition of the options must be unique.

**Example:** If a combination of command line options and a configuration file is used, then these command line options must not be specified in the configuration file.

## Invocation using TSO command line parameters

The Interface Repository Dump Utility (BBOPUDMP) can be invoked from the command line by the following call:

From TSO:

```
call 'lo adlib ( BBOPUDMP ) ' ' [ / <key>=<value1> [<key2>=<value2>
[... ]]
```

## Invocation using a batch job

The Interface Repository Dump Utility (BBOPUDMP) is controlled by job control statements. The job control statements are used to specify the input parameters and the output data set.

BBOPUDMP Job Control Statements:

### EXEC

**Example:** //[stepname] EXEC PGM=BBOPUDMP, [PARM=<parms>]

#### Notes:

1. You may specify any of the parameters described in “BBOPUDMP Input Parameters” in the following way:  
PARM='/keyword1=value1 keyword2=value2 ...'.
2. While different keyword=value assignments have to be separated by blanks, blanks are not allowed between “keyword”, the “=” character, and “value”.

### STEPLIB DD

**Example:** DISP=SHR, DSN=<steplib name>

### IRCONFIG DD (optional)

Defines an input data set which contains the options specified for BBOPUDMP.

#### Notes:

1. If IRCONFIG DD is not specified, only the parameters defined in the PARM statement in a JCL or in the command line parameters in the TSO call command are used for the specification of options.
2. Alternatively, use the configdataset option to specify the configuration data set.

### IROUTPUT DD (optional)

Defines an output data set to which the content of the Interface Repository is dumped.

#### Notes:

1. This output data set must be large enough for the generated output—use PS, PDS, PDSE or HFS data sets.
2. Alternatively, use outputdataset to specify the output data set.

BBOPUDMP Input Parameters:

### CONFIGDATASET (CDS)

Name of a configuration file containing IR dump options.

**Note:** “Native” MVS data sets are specified with the leading “//” string (otherwise an HFS data set is used).

### OUTPUTDATASET (ODS)

Name of the output file.

**Notes:**

1. "Native" MVS data sets are specified with the leading "/" string (otherwise an HFS data set is used).
2. If the specified file does not exist, a new one will be created.

**OUTPUTFORMAT (OF)**

Output format: HTML or text.

**START (S)**

Name of a module or interface where the dump will start.

**Note:** If omitted, the complete IR is dumped.

**Invocation using a configuration file**

A typical configuration file may look like this:

```
// -----
// config file for Interface Repository Dump
// -----
// specify container to start dump with
// if omitted the complete IR is dumped
//start = container_XYZ      !!! commented out !!!
// other options:
outputdataset=Out.text
outputformat=text
```

**Output**

The following simple Interface Repository structure is used as an example to demonstrate the layout of an Interface Repository dump output (text) file.

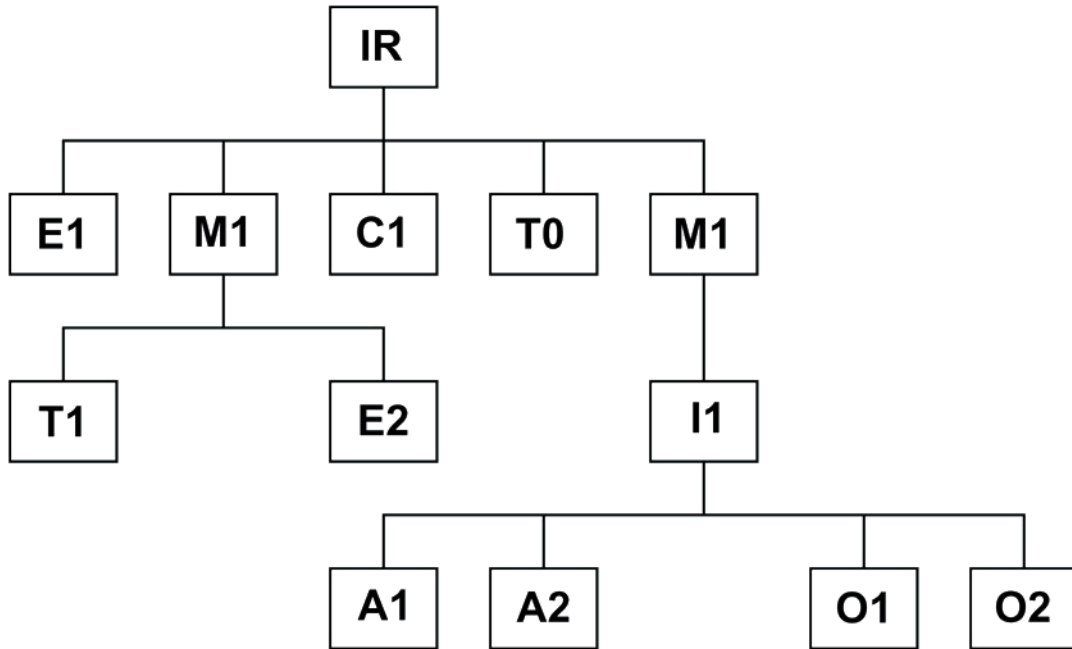


Figure 2. Layout of an Interface Repository dump output (text) file

This is what the text might look like:

```
=====
Interface Repository Dump
=====
```

Date: Tuesday, September 29, 1998  
Time: 06:29:07 PM  
Used Options:  
- Configuration file: config\_txt  
- Output data set: Out.text  
- Output format: Text  
- Start container: NOT DEFINED => Interface Repository

=====  
Interface:Object  
=====

Absolute Name: ::Object  
RepositoryID:IDL:CORBA/Object  
Defined in:The Repository  
Scope:::

Version:1.0  
Alias:T0  
Absolute Name:::T0  
RepositoryID:IRTest:T0:1.0  
Defined in:The Repository  
Scope:::

Version:1.0  
Type:tk\_alias  
Current Kind:tk\_long  
Prim. Type:tk\_long

Constant:C1  
Absolute Name:::C1  
RepositoryID:IRTest:C1:1.0  
Defined in:The Repository  
Scope:::

Version:1.0  
Type:tk\_long  
Value:47 (0x2f)  
Exception:Exception  
Absolute Name:::Exception  
RepositoryID:IRTest:E1:1.0  
Defined in:The Repository  
Scope:::

Version:1.0  
Type:22  
No. Members:2  
-> Member name:placeholder0  
Type:tk\_short  
-> Member name:placeholder1  
Type:tk\_alias  
Reference:IRTest:T0:1.0

=====  
Module:M1  
=====

Absolute Name:::M1  
RepositoryID:IRTest:M1:1.0  
Defined in:The Repository  
Scope:::  
Version:1.0

Alias:T1  
Absolute Name:::M1:T1  
RepositoryID:IRTest:T1:1.0  
Defined in:M1  
Scope:::M1:  
Version:1.0  
Type:tk\_alias  
Current Kind:tk\_short  
Prim. Type:tk\_short

Exception:Exception  
Absolute Name:::M1:Exception  
RepositoryID:IRTest:E2:1.0  
Defined in:M1



```

Scope::M1::
Version:          1.0
Type:            22
No. Members:    2
-> Member name:  placeholder0
    Type:       tk_short
-> Member name:  placeholder1
    Type:       tk_alias
    Reference:  IRTest:T0:1.0
=====
Module:          M2
=====
Absolute Name:  ::M2
RepositoryID:   IRTest:M2:1.0
Defined in:     The Repository
Scope:         ::
Version:       1.0
=====
Interface:      I1
=====
Absolute Name:  ::M2::I1
RepositoryID:   IRTest:I1:1.0
Defined in:     M2
Scope:         ::M2::
Version:       1.0
    Attribute:  A1
    Absolute Name:  ::M2::I1::A1
    RepositoryID:   IRTest:A1:1.0
    Defined in:     I1
    Scope:         ::M2::I1::
    Version:       1.0
    Type:         tk_alias
    Type ref.:    IRTest:T1:1.0
    Attribute:    A2
    Absolute Name:  ::M2::I1::A2
    RepositoryID:   IRTest:A2:1.0
    Defined in:     I1
    Scope:         ::M2::I1::
    Version:       1.0
    Type:         tk_short

    Operation:01
    Absolute Name:  ::M2::I1::01
    RepositoryID:   IRTest:01:1.0
    Defined in:     I1
    Scope:         ::M2::I1::
    Version:       1.0
    Result:        tk_void
    No. Parameters: 2
    -> Parm. Name:  aLong
        Type:      tk_alias (IN)
        Reference: IRTest:T0:1.0
    -> Parm. Name:  aString
        Type:      tk_string (OUT)
    No. Exceptions: 1
    -> Except.Id:   IRTest:E1:1.0
    No. Contexts:   0
    Operation:     02
    Absolute Name:  ::M2::I1::02
    RepositoryID:   IRTEST:02:1.0
    Defined in:     I1
    Scope:         ::M2::I1::
    Version:       1.0
    Result:        tk_alias
    Result ref.:   IRTest:T1:1.0
    No. Parameters: 1
    -> Parm. Name:  aFloat
        Type:      tk_alias (IN)

```

```

Reference:      IRTest:T1:1.0
No. Exceptions: 2
-> Except.Id:  IRTest:E1:1.0
-> Except.Id:  IRTest:E2:1.0
No. Contexts:  3
-> Context:    alfred
-> Context:    benjamin
-> Context:    charly

```

## BBOPUDMP return codes

Table 9. BBOPUDMP return codes

Code	Meaning
'00' (X'00')	Successful completion.
'04' (X'04')	Warning. Probably successful completion. Warning messages are written.
'08' (X'08')	User error, the utility ends. Wrong control statements, data set too small, and so on.
'12' (X'0C')	System error, the utility ends. Resource problems, system calls fail, and so on.
'16' (X'10')	Internal error, the utility ends. Should not occur.

---

## Chapter 9. Using the Interface Repository Integrity Checker (BBOPUNIT)

This chapter describes the Interface Repository Integrity Checker.

---

### Overview of the Interface Repository Integrity Checker

BBOPUNIT is used to check the Interface Repository for its validity. This is done by verifying the following rules and flagging any violations:

- **Referential Integrity:** Cyclic references and objects that are referenced or inherited but not contained anywhere are identified.
- **Correctness of Names:** The proper syntax of Absolute Names and Scope Names are examined.
- **Uniqueness of Names:** Repository ID and Absolute Names are guaranteed to be unique within the IR. Simple Names are guaranteed to be unique within their scope.
- **Containment Relationship:** Verifies that the interface does not contain modules or interfaces.
- **Inheritance Relationship:** Verifies that modules are not inherited.

---

### Using the Interface Repository Integrity Checker

#### Input

The processing of INTEGRITY/BBOPUNIT is controlled by a set of two options which may be specified as command line parameters (TSO) or a PARM statement (batch job).

#### Invocation using job control statements:

The Interface Repository Integrity Checker Utility (BBOPUNIT) is controlled by job control statements. The job control statements are used to specify the input parameters and the output data set.

**Tip:** For a description of the input parameters, see “BBOPUNIT Input Parameters” on page 60.

#### EXEC

**Example:** //[stepname] EXEC PGM=BBOPUNIT, [PARM=<parms>]

#### Notes:

1. You may specify any of the parameters described in “BBOPUNIT Input Parameters” on page 60 in the following way:  
PARM='/keyword1=value1 keyword2=value2'.
2. While different keyword=value assignments have to be separated by blanks, blanks are not allowed between “keyword”, the “=” character, and “value”.

#### STEPLIB DD

**Example:** DISP=SHR, DSN=<steplib name>

#### IROUTPUT DD (optional)

Defines an output data set to hold the checking report.

**Notes:**

1. This output data set must be large enough for the generated output—it is possible to use PS, PDS, PDSE or HFS data sets.
2. Alternatively, the outputdataset option can be used to specify the output data set.

**Invocation using a TSO command line parameter**

The Interface Repository Integrity Checker (INTEGRITY/BBOPUNIT) can be invoked from the command line with the following call:

From TSO:

```
call ' to adlib ( BBOPUNIT ) ' ' [...] '
```

BBOPUDMP Input Parameters:

**OUTPUTDATASET (ODS)**

Name of the output file.

**Notes:**

1. If the specified file does not exist, a new one will be created.
2. "Native" MVS data sets are specified with a leading "/" string (otherwise an HFS data set is used).

**START (S)**

Name of a module or interface where the checking will start.

**Note:** If omitted, the complete IR is checked.

**Output**

The following simple Interface Repository structure is used as an example to demonstrate the layout of an Interface Repository Integrity Checker (text) file.

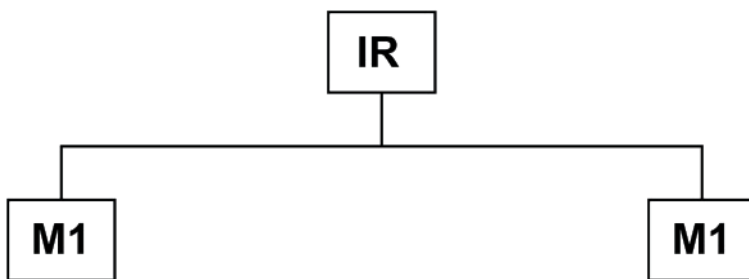


Figure 3. Interface Repository Integrity Checker

This is what the text might look like:

**Note:** The report contains a specific message for each incorrect object found. If there is no such message printed, the Interface Repository's integrity is assumed.

```
=====  
Interface Repository Integrity Report  
=====  
Date: Monday, November 2, 1998  
Time: 10:53:11 AM  
Used Options:  
- Output data set: NOT DEFINED => IRInteg.out  
- Start container: NOT DEFINED => Interface Repository
```

```

=====
Starting with step 1: Interface >> Interface Repository <<
...
=====
INFO: Defined objects: checking of the uniqueness of the RepositoryId is
done!
=====
Starting with step 2: Interface >> Interface Repository <<
...
=====
INFO: Defined objects: checking of the referential integrity for
referenced objects is done!
INFO: Inherited objects: checking of the referential integrity is done!

=====

Starting with step 3:    ...
=====
#####
severe error: the 'absoluteName' of a defined object is NOT unique!
duplicate objects:
RepositoryId          Scope
AbsoluteName
TCU2:M1:1.0           ::
::U2_M1
TCU2:M2:1.0           ::
::U2_M1
#####
INFO: Defined objects: checking of the uniqueness of the absoluteName is
done!
=====
Starting with step 4:    ...
=====
INFO: Defined objects: additional checking is done!
=====
Starting with step 5:    ...
=====
INFO: Inherited objects: additional checking is done!
=====
Starting with step 6:    ...
=====
INFO: Referenced objects: additional checking is done!
=====
IR Integrity checking is done.
If there are no findings reported the IR is assumed to be consistent.
=====
Initialization: 2 s
Scanning the IR (1st pass): 1 s
Scanning the IR (2nd pass): 0 s
Additional checking: 0 s
=====

```

## BBOPUNIT Return Codes

Table 10. BBOPUNIT return codes

Code	Meaning
'00' (X'00')	Successful completion.
'04' (X'04')	Warning. Probably successful completion. Warning messages are written.
'08' (X'08')	User error, the utility ends. Wrong control statements, data set too small, and so on.

Table 10. BBOPUNIT return codes (continued)

'12' (X'0C')	System error, the utility ends. Resource problems, system calls fail, and so on.
'16' (X'10')	Internal error, the utility ends. Should not occur.

---

## Chapter 10. Messages — GUI (BBONxxxx)

This chapter describes the WebSphere for z/OS GUI messages. These messages appear:

- in the status bar.
- in the activity log, which is the job log or system hard copy log.

For more information about diagnosing problems with the WebSphere for z/OS GUI, see *WebSphere Application Server V4.0.1 for z/OS and OS/390: System Management User Interface*, SA22-7838.

---

### BBON0001I UnInstaller setup failed to initialize.

**Explanation:** You may not be able to deinstall this product. During installation, an attempt was made to initialize the parameters and files needed for deinstallation. However, the initialization failed.

**User Response:** Follow your local procedures for contacting IBM for support.

---

### BBON0002E This program requires VGA or better resolution.

**Explanation:** The installation program has determined that the video resolution is not at least VGA. VGA is required. The setup is abandoned.

**User Response:** For a description of the system requirements for the workstation, see *WebSphere Application Server V4.0.1 for z/OS and OS/390: Installation and Customization*, GA22-7834.

---

### BBON0003E An error occurred during the move data process: *reason-code*.

**Explanation:** During installation, a file could not be transferred to the workstation. The installation is abandoned.

**User Response:** Use the reason-code issued by InstallShield to determine the cause of the error:

Code	Description	Cause
-101	Cannot add component.	ComponentAddItem was unable to add a component to the script-created component set.
-102	Specified component already exists.	ComponentAddItem was called twice with the same media name and component name.
-103	Specified component cannot be selected or unselected.	ComponentSelectItem was called to select or deselect a component required by a currently selected component. Before attempting to select or deselect the specified component, deselect the currently selected component that requires the specified component.
-104	Specified component name is not valid.	The value passed in the second parameter of ComponentInitialize is not valid.
-105	Specified component cannot be found in the media.	An attempt was made to access a component that does not exist in the named media. This error occurs when a component name is specified incorrectly in call to a component function. Component names must be specified exactly as they appear in the Components Pane or in the call to ComponentAddItem. Case is sensitive.
-106	Unable to decompress a file.	An internal error occurred. Contact technical support.
-107	Disk ID specified is not valid.	ComponentMoveData has already been called to transfer files and has not been reinitialized. To reinitialize ComponentMoveData, call that function with a null string in the first parameter.

## Messages — GUI (BBONxxxx)

Code	Description	Cause
-108	Out of disk space.	The target disk or directory has insufficient free space; the disk space can not be determined because TARGETDIR is invalid; or a script-defined folder of a component has not been set.
-109	EnterDisk function called failed.	Internal error occurred. Contact technical support.
-112	Specified file cannot be found.	To determine which file is missing, check the value returned by ComponentError in the parameter svFile.
-113	Specified file cannot be opened as read-only.	The file Data1.cab (or one of the other data cab files) is missing or corrupted; or an uncompressed data file is missing from a CD-ROM, Data As Files build.
-114	Specified file cannot be opened as read/write.	Unable to append to split file. Contact technical support.
-115	Specified file cannot be opened as write.	An attempt was made to overwrite a locked file belonging to a file group that does not have the Potentially Locked or Shared property set to Yes; an attempt was made to install a file with a long file name (or to a folder with a long path name) in a 16-bit setup; or the path to the target folder is invalid.
-116	Invalid file specification made in function call.	The value of the parameter szFile in a call to ComponentFileInfo is invalid (for example, a null string).
-117	Cannot read the specified file.	A data cab file or an uncompressed data file may be corrupt.
-118	Attempted operation not allowed with script-created component sets.	A script-created component set name was passed to a component function (for example, ComponentFileInfo), that operates only on file media.
-119	Unable to self-register a file properly.	This error has many possible causes. For details, refer to article Q101538 in the InstallShield Knowledge Base.
-120	Unable to update a shared file in ComponentMoveData.	Internal error. Contact technical support.
-121	Unable to write to a file.	Internal error. Contact technical support.
-123	Unable to find a file group.	The specified file group could not be found. The name of the missing file group is returned by ComponentError in the parameter svFileGroup.
-125	The list specified in the component function is not valid.	When calling ComponentFileEnum, ComponentFileInfo, ComponentListItems, or ComponentSetupTypeEnum, verify that the list you are passing to the function is valid.
-126	Attempted operation not allowed with file media library.	A file media name was passed to a component function (for example, ComponentAddItem), that operates only on script-created component sets.
-127	Media is already initialized.	ComponentInitialize was called to initialize a media that was already initialized.
-128	The specified file media library was not generated by the InstallShield Media Build Wizard.	The file Data1.cab is corrupt, or the file specified in a call to ComponentInitialize is not an InstallShield-generated cabinet file.
-132	The specified media cannot be found.	The media has been declared but it not associated with any components. Make sure that either script-created components or file media components are associated with the media.
-133	An error occurred with the specified media.	ComponentMoveData has already been called to transfer files and has not been reinitialized. If your script calls ComponentMoveData more than once, you must reinitialize it after each call by calling it again with a null string in its first parameter.



Code	Description	Cause
-136	Unable to allocate memory.	Insufficient memory is available to the setup. Display a message to the end user to close down all other applications or to cancel the setup, reboot the system, and restart the setup.
-137	Specified option is not valid.	An invalid option has been specified for a component function, for example, by passing INCLUDE_SUBDIR in the fourth parameter of ComponentFileInfo or by specifying only a file group when both a file group and file name are required.
-139	Specified password does not match.	The specified password does not match the password stored in the specified file media library or component.
-141	Specified password cannot be found.	ComponentValidate was called to validate a component or a file media library for which no password has been set.
-142	The media or the component password was not validated.	ComponentValidate was not called to validate the components and/or the file media library before transferring those components with ComponentMoveData.
-145	Target path for the component cannot be found.	The target directory for a script-defined folder has not been set or is invalid.
-147	Invalid value passed to a component-related function.	One of the values passed to a component function is invalid. This error can be caused, for example, by passing an empty string in the second parameter of ComponentAddItem.
-148	Data cannot be read from the internet.	This error occurs when using InstallFromTheWeb in conjunction with InstallShield5. InstallShield is unable to read the data from the Internet because the files are corrupt or the Internet connection has been lost and cannot be reestablished by InstallFromTheWeb.
-149	Internet has been disconnected.	This error occurs when using InstallFromTheWeb in conjunction with InstallShield5. The Internet connection has been lost and cannot be reestablished by InstallFromTheWeb.
-150	Cabinet file generated by an older version of InstallShield5.	Verify that the project was built with your most recent version of InstallShield5. Verify that you are not using mismatched cabinet files generated by different versions of InstallShield5.
-623	Error renaming a file.	An attempt was made to transfer an executable file (an .exe or .com file) over a locked file without setting the Potentially Locked property to Yes.

---

**BBON0009I Destination folder *folder-name* is not empty. Identically named files will be replaced. Do you want to continue?**

**Explanation:** The destination folder to be used for the product install already contains one or more files. If you proceed with the installation, any identically named files will be replaced. If you don't want the files to be replaced, specify another directory.

**User Response:** If you are installing a new level of the application on your system, be sure to use the Start->Control Panel->Add/Remove Programs option to deinstall the old level before installing the new one.

---

**BBON0010I Program files component is required, selection forced.**

**Explanation:** During a custom install of WebSphere for z/OS, the program files component was not selected. The program files are required.

---

**BBON0011E Unable to find readme file.**

**Explanation:** During installation of WebSphere for z/OS, a request to view the readme file failed because the file was not found.

**User Response:** Follow your local procedure for contacting IBM for support.

## Messages — GUI (BBONxxxx)

---

**BBON0012E** No default editor could be found or launched to view the readme file.

**Explanation:** During the installation of WebSphere for z/OS, the readme file could not be viewed because a default editor could not be found.

**User Response:** Ensure there is a valid association for the filetype of the readme file with an editor on your system. The readme file is README.TXT.

---

**BBON0013E** Unable to load utility dll INSTUTIL.DLL, installation continues.

**Explanation:** During installation of WebSphere for z/OS, the utility dll could not be loaded.

**User Response:** Follow your local procedure for contacting IBM for support.

---

**BBON0014E** Unable to create program folder *foldername* (return-code).

**Explanation:** During installation of WebSphere for z/OS, the indicated folder could not be created.

**User Response:** Follow your local procedure for contacting IBM for support.

---

**BBON0015E** Unable to add icon *icon-name* return code *return-code*.

**Explanation:** During installation of WebSphere for z/OS, the indicated icon could not be added to the program folder.

**User Response:** Follow your local procedure for contacting IBM for support.

---

**BBON0016E** Unable to determine program folder path.

**Explanation:** During installation of WebSphere for z/OS, the program folder path could not be found.

**User Response:** Verify that no antivirus programs are running. During the installation of WebSphere for z/OS, the path to the program folders could not be obtained. This may indicate that an antivirus program is running. If you are running an antivirus program, stop it and restart the installation.

---

**BBON0017E** Copyfile failed for source *source-file*, target *target-file*, return code *return-code*.

**Explanation:** During installation of WebSphere for z/OS, a copyfile function failed for the indicated files.

**User Response:** Follow your local procedure to contact IBM for support.

---

**BBON0018I** Internet shortcuts are not supported on your platform, icons will not be created.

**Explanation:** During installation, the installer was unable to create Internet shortcuts because your platform does not support them. The shortcuts are not created.

---

**BBON0019I** Unable to create directory *directory-name*, return code *return-code*.

**Explanation:** During installation, the installer was unable to create the named directory. Installation continues, however, the product may not function properly.

**User Response:** Use the return code to diagnose the error. Follow your local procedures for contacting IBM for support.

---

**BBON0021E** No acceptable home path, application not started.

**Explanation:** WebSphere for z/OS was unable to determine the installation path for the application. The installation path is required to invoke the applications.

**User Response:** Verify that WebSphere for z/OS was installed correctly. Follow your local procedure to contact IBM for support.

---

---

**BBON0022E** No acceptable Java runtime environment, application not started.

**Explanation:** WebSphere for z/OS was unable to determine the path to the Java runtime environment. The Java runtime environment is required to run the applications.

**User Response:** Verify that WebSphere for z/OS was installed properly. Make sure that if you have chosen not to install the Java Runtime Files when you have performed a custom install, it is required to have the correct version of either the JDK or a JRE installed on your workstation.

Else, follow your local procedures for contacting IBM for support.

---

**BBON0023I** 5655-A98 (c) Copyright IBM Corp. 1998 - All Rights Reserved.

**Explanation:** Please refer to the explanation of message BBON0030I.

---

**BBON0024I** Unrecognized startup option *option* ignored.

**Explanation:** An invalid startup option was detected when starting WebSphere for z/OS. Startup options are specified using the BBONPARM environment variable.

**User Response:** Verify that the startup options have been specified with the correct syntax.

---

**BBON0025I** Invalid BBONDEBUG level *level* ignored.

**Explanation:** An invalid diagnostic level has been set using the BBONDEBUG environment variable.

**User Response:** Verify that the correct level has been assigned to the variable.

---

**BBON0026I** Version *level date time*.

**Explanation:** Please refer to the explanation of message BBON0030I.

---

**BBON0028I** Service *servicename* (called by *filename line linenumber*) failed with **returncode** *returncode*.

**Explanation:** During invocation of WebSphere for z/OS, the named service failed with the indicated return code. Follow your local procedures for contacting IBM for support.

**User Response:** Follow your local procedures for contacting IBM for support.

---

**BBON0029I** Additional information: *information*.

**Explanation:** In response to message BBON0028I, the system has provided additional information that describes the error.

---

**BBON0030I** Usage:

**Explanation:** This and the following messages explain the usage of the `smdrv` command with its options and the workstation environment variables that can be modified for the use of the Administration or Operations application.

---

**BBON0031I** `smdrv [options]`

**Explanation:** Please refer to the explanation of message BBON0030I.

---

**BBON0032I** where options are any of the following:

**Explanation:** Please refer to the explanation of message BBON0030I.

---

**BBON0033I** `-J-[opts]` names any Java runtime options

**Explanation:** Please refer to the explanation of message BBON0030I.

---

## Messages — GUI (BBONxxxx)

---

**BBON0034I -X-debug enable debug mode -X-sysJRE use installed runtime**

**Explanation:** Please refer to the explanation of message BBON0030I.

---

**BBON0035I -X-help display this panel -X-title console window title .**

**Explanation:** Please refer to the explanation of message BBON0030I.

---

**BBON0036I -X-home overrides home path -X-trace enables trace mode**

**Explanation:** Please refer to the explanation of message BBON0030I.

---

**BBON0037I -X-sync synchronous mode -X-syncp synchronous mode with prompt**

**Explanation:** Please refer to the explanation of message BBON0030I.

---

**BBON0038I [-applopts] names any application options**

**Explanation:** Please refer to the explanation of message BBON0030I.

---

**BBON0039I Environment variables:**

**Explanation:** The following shows a list of workstation environment variables that can be modified for the use of the Administration or Operations application.

All environment variables are optional. When set, the environment variable overrides the default values set during product installation.

---

**BBON0040I BBONPARAM - application parameters BBONHOME - overriding home path**

**Explanation:**

**BBONPARAM**

The BBONPARAM *workstation* environment variable is used to assign various login options for the Administration and Operations application. See the help for your operating system for information on how to specify environment variables.

Login options are in the format *-option* followed by a value, if any. For example, you would specify that port 900 is used to connect to the naming server with this login option: *-nameport 900*

The login options are:

**-bootstrapsrver <nameserver>**

Names the default IP name for the naming server

**-bootstrapport <port>**

Names the port used to connect to the naming server

**-loginuser <user ID>**

Names the default user ID for the login

**-loginpassword <password>**

Specifies the default password for the login

**-commtrace**

When specified, indicates that the communications trace should be started.

**-trace** When specified, indicates that the internal trace should be started.

**-debug**

When specified, indicates that debug mode is active.

**-newprofile**

When specified, indicates that a new profile should be created to save user preferences

When duplicate options are assigned to the BBONPARM environment variable, the last one specified is used.

**BBONHOME**

BBONHOME may be set to the path where WebSphere for z/OS was installed, e.g. c:\WebSphere.

**BBON0041I BBONJEXEC - Java runtime executable BBONJCLASS - Java runtime classes****Explanation:****BBONJEXEC**

BBONJEXEC may be set to the full path where the Java runtime executable resides, e.g. c:\Program Files\JavaSoft\JRE\1.1\bin\jre.exe

**BBONJCLASS**

BBONJCLASS may be set the full path where the Java runtime classes reside, e.g. c:\Program Files\JavaSoft\JRE\1.1\rt.jar;c:\Program Files\JavaSoft\JRE\1.1\i18n.jar

**BBON0042I BBONDEBUG - debug option**

**Explanation:** BBONDEBUG can be set to the debug level. A level of 0 causes the statements in this exec to be traced.

**BBON0043I Executable name: *pathname*.**

**Explanation:** The pathname used to invoke WebSphere for z/OS is displayed as *pathname*.

**BBON0044I Command parameters: *parameters***

**Explanation:** This message shows the list of parameters that smdrv uses to start the virtual Java machine.

**BBON0045I Application *application-name* has ended.**

**Explanation:** The Administration or Operations application has been terminated by the user.

**BBON0046I Undefined BBONDEBUG level ignored.**

**Explanation:** The BBONDEBUG environment variable has been set to an undefined diagnostic level.

**BBON0047I -X-window create console window -X-launch launch program or file**

**Explanation:** Please refer to the explanation of message BBON0030I.

**BBON0048E (*dllname*) (*dll-load-failed-reason-text*).**

**Explanation:** During invocation of WebSphere for z/OS, the indicated dll failed to load. Use the reason text to determine the source of the error.

**User Response:** Follow your local procedures for contacting IBM for support.

**BBON0049I Java runtime defined in registry but file *filename* does not exist.**

**Explanation:** WebSphere for z/OS has determined that the current Java runtime defined in the system registry does not reference a file that exists. The runtime environment cannot be used.

**User Response:** Ensure that the Java runtime has been successfully installed on your system. You may also reinstall WebSphere for z/OS to use the Java runtime that is included with the product.

**BBON0050I File *filename* does not exist.**

**Explanation:** During invocation of WebSphere for z/OS, a required file was not found.

**User Response:** Verify that WebSphere for z/OS has been installed correctly.

## Messages — GUI (BBONxxxx)

---

**BBON0051I** Environment variable *variablename* value *value* being used.

**Explanation:** During invocation of WebSphere for z/OS, the indicated environment variable is being used.

---

**BBON0052E** Section [*sectionname*] or key *keyname* not found in file *filename*.

**Explanation:** The indicated section or key could not be located in the initialization file *filename*.

**User Response:** Verify that the product was installed correctly and that the initialization file exists. If this does not correct the problem, follow your local procedures for contacting IBM for support.

---

**BBON0053I** Section [*sectionname*] key *keyname* read from file *filename*, value is *value*.

**Explanation:** The indicated section and key have been read from the initialization file.

---

**BBON0061E** Section [*sectionname*] or key *keyname* not found in file *filename*.

**Explanation:** Internal error occurred in module *module-name* (line *line-number*) reason code *reason code*, additional information: *reason-text*.

An internal error has occurred in the indicated module. The reason codes are as follows:

101 Buffer too small

102 No main class

**User Response:** Follow your local procedure for contacting IBM for support.

---

**BBON0101E** Internal error occurred in *routine-name*, reason code *reason code*. Additional information: *text*.

**Explanation:** An internal processing error occurred in the indicated routine name. The function is not completed.

The reason codes are:

101 unrecognized action command

102 unrecognized font change

103 unrecognized color change

104 unrecognized selection item

105 unrecognized security level

106 no helpid

201 component not found

202 null command

203 no class entries

501 object not defined on server

502 unexpected object status

503 unexpected object type

601 administrator not in list

701 unexpected server exception

801 conversation not committed

802 conversation already activated

803 base level not valid

901 invalid property selection index

902 invalid property order index

---

**BBON0102E** Unable to load help definition file *file-name*.

**Explanation:** An error occurred loading a file that is used to provide help. The file is *file-name*. Help for the current activity is not available.

**User Response:** Verify that the product has been installed correctly and that all files are accessible. If this does not resolve the problem, follow your local procedures for contacting IBM for support.

---

**BBON0103E** Unable to derive help URL *help-URL*, **reason** *reason-text*.

**Explanation:** An error occurred converting the *help-URL* to a valid Internet address. Help for the current activity is not available.

**User Response:** Verify that the help URL is correct. Use the reason text to help diagnose the problem. For further support, follow your local procedure for contacting IBM.

---

**BBON0104E** Java runtime level *level* required but level *execution-level* installed, application terminated.

**Explanation:** The Java run time environment is not at the required release level. The required release is *level*, but the level that was found was *execution-level*. Initialization cannot complete.

**User Response:** Verify that the product was installed correctly. If this does not correct the problem, follow your local procedures for contacting IBM.

---

**BBON0105E** Unexpected exception occurred processing *function-name*, **reason** *reason-text*.

**Explanation:** A run-time exception occurred processing *function-name*. The function is not completed.

**User Response:** Use the reason text to determine the cause of the error. For further support, follow your local procedures for contacting IBM.

---

**BBON0106E** Property *property-name* not found in *property file*.

**Explanation:** A property was not found in the indicated *property file*. A default is assigned for the property.

---

**BBON0107I** Command *command-name* response was received: *response-text*.

**Explanation:** A system command has been issued that has generated *response-text*.

---

**BBON0108E** Command *command-name* execution failed, **reason:** *reason-text*.

**Explanation:** A system command was issued that did not complete successfully.

**User Response:** If the command was to invoke your Web browser, be sure to specify the correct path using the browser path dialog. Select the **Browser path** action of the Options menu bar choice to display the dialog.

For other system commands, or if setting the browser path does not resolve the problem, follow your local procedures for contacting IBM for support.

---

**BBON0109E** Unable to load image *image-name* ( *image-description*), **reason:** *reason-text*.

**Explanation:** A requested image was not loaded. Processing continues without the image.

**User Response:** Verify that the product was installed correctly and that the image files are accessible. Use the reason text to further diagnose the problem. If you cannot resolve the problem, follow your local procedure for contacting IBM.

---

**BBON0110E** Unrecognized color name *color-name* for property *property-name*.

**Explanation:** A color name, *color-name*, for a property name, *property-name*, is not a valid color name. A default color is assigned.

**User Response:** Follow your local procedures for contacting IBM.

---



## Messages — GUI (BBONxxxx)

---

**BBON0111E Unable to read key *key-name* from file *file-name*, reason: *reason-text*.**

**Explanation:** During reading of the property file, *file-name*, a profile item key, *key-name*, was not found. The property item is ignored. Processing continues.

**User Response:** Use the reason text for more information about the problem. If you cannot resolve the problem, follow your local procedure for contacting IBM.

---

**BBON0112E Unable to load the national language properties file *file-name*, reason: *reason-text*.**

**Explanation:** During national language processing, *file-name* could not be loaded. English is used as the default language.

**User Response:** Verify the product was installed correctly. Use the reason text to further diagnose the problem. If you cannot resolve the problem, follow your local procedure for contacting IBM.

---

**BBON0113E Unable to create help editor, reason: *reason-text*.**

**Explanation:** A request to display a help pop-up failed because the display could not be created. The help pop-up is not displayed.

**User Response:** Use the reason text to determine the case of the error. For further support, follow your local procedures for contacting IBM.

---

**BBON0114E I/O error reading file *file-name*, reason: *reason-text*.**

**Explanation:** A permanent I/O error has occurred while reading *file-name*. The operation is terminated.

**User Response:** Use the reason text to determine the cause of the error.

---

**BBON0115E Invalid path name *path-name*, reason: *reason-text*.**

**Explanation:** The indicated path name has invalid syntax. The path is not processed.

**User Response:** Use the reason-text to help you correct the path name.

---

**BBON0116E File *file-name* does not exist.**

**Explanation:** A requested file, *file-name*, does not exist. The file is not processed.

**User Response:** Correct the file name.

---

**BBON0117E Path *path-name* is not a file.**

**Explanation:** The indicated path name does not represent a file entry. For example, the path could be a directory rather than a complete directory and file. The path is not processed.

**User Response:** Correct the path name.

---

**BBON0118E Unable to derive image URL *url*, reason-text.**

**Explanation:** The indicated uniform resource locator, *url*, for an image could not be derived, possibly due to invalid syntax. The URL is not processed and the image is not displayed.

**User Response:** For further support, follow your local procedures for contacting IBM.

---

**BBON0119E Path *path-name* does not refer to an executable file.**

**Explanation:** The path *path-name* does not identify a file that is an executable program. The path is not processed.

**User Response:** Verify the path is correct. An executable program must have a file extension of *.exe* or *.bat*.

---



---

**BBON0120E Invalid profile key format *format* ignored.**

**Explanation:** The syntax of a Systems Management Server profile item is incorrect. The profile item is not used.

**User Response:** Follow your local procedures for contacting IBM.

---

**BBON0121E Null profile item at index *index* ignored.**

**Explanation:** A value of the product profile is null. The null value is at index *index*. The null value is ignored.

**User Response:** Follow your local procedures for contacting IBM.

---

**BBON0125E CORBA system exception occurred while accessing profile data, reason: *reason-text*.**

**Explanation:** While the profile data was being accessed, a CORBA system exception occurred.

**User Response:** To determine the cause of the system exception, use the reason text and accompanying messages.

For reason texts containing minor codes that start with "C9C2" please check the *WebSphere Application Server V4.0.1 for z/OS and OS/390: Messages and Diagnosis*, GA22-7837 book for details. Other minor codes belong to different products that are beyond the scope of the documentation delivered with WebSphere Application Server for OS/390.

---

**BBON0126E CORBA system exception occurred processing function, reason: *reason-text*.**

**Explanation:** A CORBA system exception occurred while the indicated function was being processed.

**User Response:** To determine the cause of the system exception, use the reason text. Also, see any accompanying messages for more information.

For reason texts containing minor codes that start with "C9C2" please check the *WebSphere Application Server V4.0.1 for z/OS and OS/390: Messages and Diagnosis*, GA22-7837 book for details. Other minor codes belong to different products that are beyond the scope of the documentation delivered with WebSphere Application Server for OS/390.

---

**BBON0127E Unexpected exception occurred processing *function* request, type: *type*.**

**Explanation:** An unexpected exception occurred while processing the indicated request. The Systems Management Server on z/OS cannot be accessed.

**User Response:** To determine the cause of the system exception, use the type text and accompanying messages.

For types containing minor codes that start with "C9C2" please check the *WebSphere Application Server V4.0.1 for z/OS and OS/390: Messages and Diagnosis*, GA22-7837 book for details. Other minor codes belong to different products that are beyond the scope of the documentation delivered with WebSphere Application Server for OS/390.

If you are unable to resolve the problem follow your local procedures for contacting IBM for service.

---

**BBON0128E Unable to load application parameter file *file*, reason: *reason-text*.**

**Explanation:** The application parameter file *file* could not be loaded. The reason for the failure is indicated by *reason-text*. Default application parameters will be used.

**User Response:** Ensure that the product is installed correctly. Use the reason text to determine the case of the error.

For reason texts containing minor codes that start with "C9C2" please check the *WebSphere Application Server V4.0.1 for z/OS and OS/390: Messages and Diagnosis*, GA22-7837 book for details. Other minor codes belong to different products that are beyond the scope of the documentation delivered with WebSphere Application Server for OS/390.

---

**BBON0129E Unable to save profile data on server, reason: *reason-text*.**

**Explanation:** Profile data could not be saved on the Systems Management Server on z/OS. The reason for the failure is indicated by *reason-text*.

Changes to profile data are not saved and so will not be used the next time you open the Administration or Operations application.

**User Response:** Use the reason text to determine the case of the error.

---

## Messages — GUI (BBONxxxx)

For reason texts containing minor codes that start with "C9C2" please check the *WebSphere Application Server V4.0.1 for z/OS and OS/390: Messages and Diagnosis*, GA22-7837 book for details. Other minor codes belong to different products that are beyond the scope of the documentation delivered with WebSphere Application Server for OS/390.

---

**BBON0130E** Hyperlink exception occurred processing link, reason: *reason-text*.

**Explanation:** A hyperlink in the help could not be resolved. The link was ignored.

**User Response:** Follow your local procedures for contacting IBM.

---

**BBON0131E** Unable to set type look and feel in function, reason: *reason-text*.

**Explanation:** The requested look and feel, *type*, could not be set. The reason for the failure is indicated by *reason-text*. The default look and feel is used.

**User Response:** To determine the cause of the error, use the reason text.

---

**BBON0133E** Unable to decode unrecognized color name *color*.

**Explanation:** The color named *color* was not recognized and could not be decoded. The color is ignored. A default color is used.

---

**BBON0134E** Unable to code color: red=*value*, green=*value*, blue=*value*.

**Explanation:** A color value saved in the profile could not be used. The value may be invalid or out of bounds. The default color is used.

---

**BBON0135I** Java runtime level *recommended-level* is recommended but level *level* is installed, unexpected results may occur.

**Explanation:** The level of Java run time that is present on the system, *level*, is lower than the recommended level, *recommended-level*. Although the Administration application will continue, it may not function correctly.

**User Response:** Verify that the recommended level of the Java run time is installed.

---

**BBON0136E** Systems Management Server application level *major.minor* is incompatible with client level *major.minor*, server disconnected.

**Explanation:** The level of the Administration or Operations application is incompatible with the Systems Management Server that is running on z/OS. The application is disconnected from the Systems Management Server. The level in this message, *major.minor*, is used internally and is different than the version number of the application.

**User Response:** Ensure that compatible levels are installed. If the problem cannot be resolved, follow your local procedures for contacting IBM for support.

---

**BBON0138I** File *file* exists. Do you want to overwrite it?

**Explanation:** The file you specified already exists. If you continue, the existing file will be overwritten.

**User Response:** Click **Yes** to continue and overwrite the file. Click **No** to return to end the action without overwriting the file.

---

**BBON0139E** I/O error writing file *file*, reason: *reason-code*.

**Explanation:** An I/O error has occurred in writing to the indicated file. The write operation did not occur.

**User Response:** Use the reason code to determine the cause of the error.

---

---

**BBON0140E Unable to open file *file*, reason: *reason-text*.**

**Explanation:** An error occurred in attempting to open the indicated file. The file is not opened.

**User Response:** Use the reason text to determine the cause of the error.

---

**BBON0141E Unable to close file *file*, reason: *reason-text*.**

**Explanation:** An error occurred in attempting to close the indicated file. The file remains open.

**User Response:** Use the reason text to determine the cause of the error.

---

**BBON0142E Authority to write to file *file* denied.**

**Explanation:** An attempt to write to the indicated file was unsuccessful because the user does not have the required authorization.

**User Response:** Ensure that you specified the correct file name and have the appropriate permissions to allow you to write to the file.

---

**BBON0143I File *file* does not exist. Do you want to create it?**

**Explanation:** You specified a file, *file* that does not exist. You can request that the file be created, or cancel the request and specify a different file.

---

**BBON0144E Unable to create directory structure for file *path*, reason: *reason-text*.**

**Explanation:** An attempt to create a file failed because the subdirectories specified in the path could not be created.

**User Response:** Be sure the file name is correct and that you have appropriate permission to create the file and any required subdirectories. Use the reason text to further determine the source of the error.

---

**BBON0145E Runtime exception occurred, stack trace follows.**

**Explanation:** An exception has occurred. A stack trace and a message identifying the exception follow the message.

**User Response:** Use the stack trace and the message identifying the exception to further determine the source of the error. Follow your local procedures for contacting IBM.

---

**BBON0147E Unable to obtain Systems Management Server application level, server disconnected.**

**Explanation:** The Administration or Operations application was unable to obtain the level of the Systems Management Server on z/OS.

The application is disconnected from the Systems Management Server. No functions that require the Systems Management Server are available.

**User Response:** Try reconnecting with the **Connect to server** action of the File menu bar choice.

---

**BBON0148E Unable to load image name description, media tracker reason code *reason-code*.**

**Explanation:** The Administration or Operations application was unable to load the indicated image.

The media tracker return codes are:

2 Aborted

3 Error

**User Response:** Follow your local procedure for contacting IBM.

---

## Messages — GUI (BBONxxxx)

---

**BBON0149I** Image *url (description)* is in progress, media tracker reason code *reason-code*.

**Explanation:** Media tracker is processing the image that is located at URL *url*. This may take some time.

---

**BBON0150E** Connection to server failed.

**Explanation:** The connection between the Administration or Operations application and the Systems Management Server on z/OS has been lost. Function that requires the Systems Management Server is not available.

**User Response:** Try reconnecting using the **Connect to server** action of the File menu bar choice. If that is not successful, see associated messages in the message log for more information.

---

**BBON0151E** CORBA system exception, server still connected.

**Explanation:** An exception has occurred in communication between the Administration or Operations application and the Systems Management Server on z/OS. However, there is still a connection between the application and the Systems Management Server.

**User Response:** See associated messages in the message log for more information.

---

**BBON0152I** Refreshing this window will collapse the conversations. Do you want to continue?

**Explanation:** The user has requested that the window be refreshed with data from the Systems Management Server on z/OS.

**User Response:** Click **Yes** to refresh the window and collapse the conversations. Click **No** to return to the window without refreshing the window.

---

**BBON0153E** CORBA system exception occurred while attempting to connect to server, reason: *reason-text*.

**Explanation:** A CORBA system exception occurred while the Administration or Operations application was attempting to connect to the Systems Management Server on z/OS. The Systems Management Server cannot be accessed.

**User Response:** For reason texts containing minor codes that start with "C9C2" please check the *WebSphere Application Server V4.0.1 for z/OS and OS/390: Messages and Diagnosis, GA22-7837* book for details. Other minor codes belong to different products that are beyond the scope of the documentation delivered with WebSphere Application Server for OS/390.

If your bootstrap server is not known to the TCP/IP domain name server, you may need to update the HOSTS file on your workstation. See the Release Notes in the WebSphere for z/OS folder for more information.

---

**BBON0154E** Unable to initialize ORB.

**Explanation:** During a login request from the Administration or Operations application to the Systems Management Server on z/OS, the client ORB (Object Request Broker) could not be initialized. The login did not complete.

**User Response:** See associated messages in the message log for more information.

---

**BBON0155E** Unable to resolve naming server reference.

**Explanation:** During a login request from the Administration or Operations application to the Systems Management Server on z/OS, the application was unable to resolve a reference in the naming server. The login did not complete.

**User Response:** See associated messages in the message log for more information.

---

**BBON0156E** Unable to connect to naming server.

**Explanation:** During a login request from the Administration or Operations application to the Systems Management Server on z/OS, the application was unable to connect to the naming server. The login did not complete.

**User Response:** See associated messages in the message log for more information.

---

---

**BBON0157E Unable to narrow naming server reference.**

**Explanation:** During a login request from the Administration or Operations application to the System Management Server on z/OS, the application was unable to use a reference **to** (not from) the naming server. The login did not complete.

**User Response:** Check if you typed your password correctly. Else, see associated messages in the message log for more information.

---

**BBON0158E Unable to resolve WebSphere for z/OS administrator reference.**

**Explanation:** During a login request from the Administration or Operations application to the Systems Management Server on z/OS, the application was unable to resolve a WebSphere for z/OS administrator reference. The login did not complete.

**User Response:** See associated messages in the message log for more information.

---

**BBON0159E Unable to connect to Systems Management Server.**

**Explanation:** In processing a login request from the Administration or Operations application to the Systems Management Server on z/OS, the application was unable to connect to the Systems Management Server. Functions that require the Systems Management Server will not be available.

**User Response:** See associated messages in the message log for more information.

---

**BBON0160E Unable to narrow WebSphere for z/OS administrator reference.**

**Explanation:** During a login request from the Administration or Operations application to the Systems Management Server on z/OS, the application was unable to narrow a WebSphere for z/OS administrator reference. The login did not complete.

**User Response:** See associated messages in the message log for more information.

---

**BBON0162E Exception occurred while attempting to connect to server, reason: *reason-text*.**

**Explanation:** The Administration or Operations application to was unable to connect to the Systems Management Server on z/OS. Function that requires the Systems Management Server will not be available.

**User Response:** See the reason text for more information.

For reason texts containing minor codes that start with "C9C2" please check the *WebSphere Application Server V4.0.1 for z/OS and OS/390: Messages and Diagnosis*, GA22-7837 book for details. Other minor codes belong to different products that are beyond the scope of the documentation delivered with WebSphere Application Server for OS/390.

---

**BBON0163E ORB package name error.**

**Explanation:** During a login request from the Administration or Operations application to the Systems Management Server on z/OS, an ORB (Object Request Broker) package name error was encountered. The login did not complete.

**User Response:** See associated messages in the message log for more information. In addition, verify that:

- The naming server IP name, port number and user ID are entered correctly on the login dialog
- The naming server is running
- There is connectivity between your workstation and the system on which the naming server is running. You can test this by typing the ping command at a Windows command prompt, for example, ping systema.

For information on establishing connectivity between the workstation and the host, see the Release Notes in the WebSphere for z/OS folder.

---

## Messages — GUI (BBONxxxx)

---

### BBON0164E Naming context package name error.

**Explanation:** During a login request from the Administration or Operations application to the Systems Management Server on z/OS, an error was encountered with the naming context package. The login did not complete.

**User Response:** See associated messages in the message log for more information. In addition, verify that:

- The naming server IP name, port number and user ID are entered correctly on the login dialog
- The naming server is running
- There is connectivity between your workstation and the system on which the naming server is running. You can test this by typing the ping command at a Windows command prompt, for example, ping system a.

For information on establishing connectivity between the workstation and the host, see the Release Notes in the WebSphere for z/OS folder.

---

### BBON0165E Unable to find reference to administrator object.

**Explanation:** During a login request from the Administration or Operations application to the Systems Management Server on z/OS, the naming context package was not found. The login did not complete.

**User Response:** See associated messages in the message log for more information. In addition, verify that:

- The naming server IP name, port number and user ID are entered correctly on the login dialog
- The naming server is running
- There is connectivity between your workstation and the system on which the naming server is running. You can test this by typing the ping command at a Windows command prompt, for example, ping systema.
- The System Management bootstrap has completed successfully.

You can do so by issuing SQL statement `SELECT STATE FROM BBO.BBOMT00_MASTER;` against the System Management data base. If STATE is not equal 9999, bootstrap has not completed successfully and should be rerun.

For information on establishing connectivity between the workstation and the host, see the Release Notes in the WebSphere for z/OS folder. For information on running the System Management bootstrap, see the *WebSphere Application Server V4.0.1 for z/OS and OS/390: Installation and Customization*, GA22-7834.

---

### BBON0166E Naming context package cannot proceed error.

**Explanation:** During a login request from the Administration or Operations application to the Systems Management Server on z/OS, an error was encountered with the naming context package. The login did not complete.

**User Response:** See associated messages in the message log for more information. In addition, verify that:

- The naming server IP name, port number and user ID are entered correctly on the login dialog
- The naming server is running
- There is connectivity between your workstation and the system on which the naming server is running. You can test this by typing the ping command at a Windows command prompt, for example, ping systema.

For information on establishing connectivity between the workstation and the host, see the Release Notes in the WebSphere for z/OS folder.

---

### BBON0170I Initializing ORB.

**Explanation:** In response to a user login, the ORB is being initialized.

---

### BBON0171I Connecting to name server.

**Explanation:** In response to a user logging in to the Administration or Operations application, a connection to the name server is being made.

---



---

**BBON0172I Resolving administrator reference.**

**Explanation:** In response to a user logging in to the Administration or Operations application, the reference to the administrator name is being resolved.

---

**BBON0173I Obtaining application information.**

**Explanation:** In response to a user logging in to Administration or Operations application, application information is being obtained.

---

**BBON0175E Internal error occurred.**

**Explanation:** An internal error occurred. See associated messages in the message log for additional information.

**User Response:** Follow your local procedures for contacting IBM for support.

---

**BBON0176E z/OS exception code=*code*.**

**Explanation:** An exception has occurred. The reason code is *code*. This message provides supplemental information for associated messages.

---

**BBON0177E Unable to create helpset from URL <*helpset-url*>.**

**Explanation:** An error occurred attempting to create a helpset from the helpset file named by the URL. Additional messages may be issued by the system describing the error.

Help facilities will be unavailable for the session. To view WebSphere for z/OS information, see the program folder.

**User Response:** Verify that the installation of the product was correct, and that the help component was installed. Follow your local procedures for contacting IBM for support.

---

**BBON0178E Unable to locate helpset <*helpset-name*>.**

**Explanation:** The system was unable to locate the indicated helpset file. Help facilities will be unavailable for this session. Help can still be accessed using the icons in the program folder.

**User Response:** Verify that the product was installed correctly and that the help component was installed. Follow your local procedures for contacting IBM for support.

---

**BBON0179E Communications error occurred, reason *reason-text*.**

**Explanation:** An error occurred during connection to the z/OS host system or while data was being transferred. If the error occurred during connection, either the host name could not be resolved by the workstation or the workstation name could not be resolved by the host.

**User Response:** For reason texts containing minor codes that start with "C9C2" please check the *WebSphere Application Server V4.0.1 for z/OS and OS/390: Messages and Diagnosis, GA22-7837* book for details. Other minor codes belong to different products (most likely your communication protocol) that are beyond the scope of the documentation delivered with WebSphere Application Server for OS/390.

---

**BBON0180E Parameter list error occurred.**

**Explanation:** The logon for the Administration or Operations application failed due to some security problem.

**User Response:** Contact your next level of support or the IBM Support Center.

---

**BBON0181E An internal error occurred during security processing.**

**Explanation:** The logon for the System Management Enhanced User Interface failed due to some security problem.

**User Response:** Contact your next level of support or the IBM Support Center.

## Messages — GUI (BBONxxxx)

---

**BBON0182E Recovery environment could not be established.**

**User Response:** Contact your next level of support or the IBM Support Center.

---

**BBON0183E User ID is not defined.**

**User Response:** Contact your next level of support.

---

**BBON0184E Password is not valid.**

**Explanation:** RACF - Password or Passticket is not valid.

**User Response:** Check if you typed the password correctly. If you did so, contact your next level of support.

---

**BBON0185E Password is expired.**

**User Response:** Contact your next level of support.

---

**BBON0186E User ID or Password is revoked.**

**User Response:** Contact your next level of support.

---

**BBON0187E User ID is not authorized.**

**User Response:** Contact your next level of support.

---

**BBON0188E Certificate is not valid.**

**User Response:** Contact your next level of support.

---

**BBON0189E User ID is not defined for this certificate, or the certificate status is NOTRUST.**

**User Response:** Contact your next level of support.

---

**BBON0190I Obtaining capability and function level.**

**Explanation:** In response to a user logging in to the Administration or Operations application, the capability and function level of the server is being obtained and compared to the version of the Administration or Operations application.

For more information about the capability and function level, refer to the chapter "Perform a Warm Start for a Server or Server Instance" of *WebSphere Application Server V4.0.1 for z/OS and OS/390: System Management User Interface*, SA22-7838.

---

**BBON0191I Obtaining function level.**

**Explanation:** In response to a user logging in to the Administration or Operations application, the function level of the server is being obtained and compared to the version of the Administration or Operations application.

For more information about the function level, refer to the chapter "Perform a Warm Start for a Server or Server Instance" of *WebSphere Application Server V4.0.1 for z/OS and OS/390: System Management User Interface*, SA22-7838.

---

**BBON0192I Systems Management Server application is running at level *function-level* and has the capability to run at level *capability-level*. Systems Management Client application is running at level *function-level* and has the capability to run at level *capability-level*.**

**Explanation:** For more information about the capability and function level, refer to the chapter "Perform a Warm Start for a Server or Server Instance" of *WebSphere Application Server V4.0.1 for z/OS and OS/390: System Management User Interface*, SA22-7838.

---



---

**BBON0193I** It is recommended to upgrade Systems Management Client application to version *version*.

**Explanation:** There is a new version of the Administration and Operations application available on the server. You are recommended to install it, but it is not required. Your application is still compatible to the server.

For more information about the capability and function level, refer to the chapter "Perform a Warm Start for a Server or Server Instance" of *WebSphere Application Server V4.0.1 for z/OS and OS/390: System Management User Interface*, SA22-7838.

---

**BBON0194E** It is required to upgrade Systems Management Client application to version *version*, server disconnected.

**Explanation:** The capability level and the function level of the server is higher than the capability and function level of the Administration and Operations application. These two versions are not compatible.

For more information about the capability and function level, refer to the chapter "Perform a Warm Start for a Server or Server Instance" of *WebSphere Application Server V4.0.1 for z/OS and OS/390: System Management User Interface*, SA22-7838.

**User Response:** Download a new version of the Administration and Operations application from the server.

By default the file `bboninst.exe` is located on the host in the path `/usr/lpp/WebSphere/bin`. Download the file via FTP as a *binary* file.

---

**BBON0195I** Unable to obtain working directory for ear file transfer. Using /tmp instead. Reason: *reason*

**Explanation:** The WebSphere Administration application was not able to determine or create a temporary directory on the host for this administrator, that could be used for storing J2EE application ear files via FTP when processing the **Install J2EE Application..** action. The intended temporary directory for an administrator is `$(CBCONFIG)/sysplex_name/temp/administrator_name`, where CBCONFIG stands for the base WebSphere Configuration directory as specified through the CBCONFIG environment variable. By default a temporary directory named `/tmp` will be used to upload ear files to the host during the installation of a J2EE application.

**User Response:** A common cause for this problem are insufficient or incorrect access rights in the WebSphere Configuration directory tree on the host. Please check the error logs and console messages on the host system for any error indication as well as the additional *reason* text in this message.

---

**BBON0199E** The System Management EUI was disconnected due to being rerouted to a System Management server operating on a different function level. Please reconnect.

**Explanation:** This message might occur anytime while upgrading your WebSphere installation to a higher release or PTF level when using the `warmstart` option in a sysplex environment. The System Management (SM) User Interface connects against a specific level of the System Management server software during start up. Due to unavailability of this SM server - while upgrading to a new code level or workload constraints on the system - the SM User Interface might get rerouted to another SM server within the sysplex. If this server is operating on a different code level than the server the EUI was initially connected to, the data provided by the SM User Interface might be incompatible. The server automatically detects this situation and rejects any requests from the User Interface.

**User Response:** To recover from this situation you need to allow the SM User Interface to renegotiate its function level by reconnecting it to your WebSphere for z/OS System Management Server.

In case a reconnect does not work initially, shut down the User Interface and restart it.

---

**BBON401E** Object name is already locked.

**Explanation:** The selected object is currently locked by another administrator. A modification is not possible at this time.

**User Response:** Try again later, when the other administrator has completed his or her changes.

---


## Messages — GUI (BBONxxxx)

---

**BBON0402E** *Object-type, object-name* already defined.

**Explanation:** An object of type *object-type* and name *object-name* is already defined. The properties form remains open with the cursor in the field for the name.

**User Response:** To continue defining a new object, type a different name for the object in the properties form, then save the changes.

To close the properties form without defining a new object, click  on the tool bar or select the **Cancel** action of the Selected menu bar choice.

---

**BBON0403E** Operation *operation* for type *object* failed.

**Explanation:** One of the operations start, stop, cancel no restart, or cancel failed for object *object* of type *type*.

**User Response:** See the following messages in the message log for details.

---

**BBON0410E** At least one error was encountered while trying to receive J2EE Resource type template XML files from the server. See message log for details.

**Explanation:** The message log may contain one or more messages.

**User Response:** Refer to the message help for each message for details.

---

**BBON0441E** Conversation *conversation* is not valid.

**Explanation:** In response to a **commit** or **validate** action, the Systems Management Server has attempted to validate the conversation *conversation*. The conversation is not valid.

**User Response:** See accompanying system messages in the message log for more information.

---


**BBON0442I** Conversation *conversation* is valid.

**Explanation:** The requested conversation, *conversation*, has been verified as a valid model by the Systems Management Server.

---

**BBON0444E** Conversation *conversation-name* was committed.

**Explanation:** The commit for *conversation-name* has completed.

**User Response:** A  next to the conversation name indicates that there are instructions for completing z/OS tasks. To display the instructions, select the **Instructions** action of the Build menu bar choice.

---

**BBON0449I** Conversation *conversation-name* was activated.

**Explanation:** The request to activate a conversation, *conversation-name*, has completed.

The conversation is activated. The previous active conversation now has a status of replaced.

---

**BBON0450I** WebSphere for z/OS has been prepared for a cold start. No modifications will be allowed.

**Explanation:** The configuration data of the active image are saved on the host to prepare a cold start of WebSphere for z/OS. No modifications are allowed until the Administration application has been restarted.

Refer to *WebSphere Application Server V4.0.1 for z/OS and OS/390: System Management User Interface, SA22-7838* for more information.

---

**BBON0451E** Prepare for coldstart failed. Unable to build export directory name.

**Explanation:** The **Prepare for cold start** action for the active conversation was not successful.

**User Response:** Please check the access rights for the directory "*CBCONFIG/SYSPLEX/servers/*", where

- *CBCONFIG* is the path that was specified in the environment variable *CBCONFIG*. The default for *CBCONFIG* is */WebSphere390/CB390*

- *SYSPLEX* is the name of the sysplex on which WebSphere for z/OS is running on.

**BBON0452E Prepare for coldstart failed. Unable to create conversations directory.**

**Explanation:** The **Prepare for cold start** action for the active conversation was not successful.

**User Response:** Please check the access rights and the space limitations for the directory "*CBCONFIG/SYSPLEX/conversations/*", where

- *CBCONFIG* is the path that was specified in the environment variable *CBCONFIG*. The default for *CBCONFIG* is */WebSphere390/CB390*
- *SYSPLEX* is the name of the sysplex on which WebSphere for z/OS is running on.

**BBON0455I Security tasks complete.**

**Explanation:** The security tasks described in the instructions have been marked complete.

**BBON0456I Workload management tasks complete.**

**Explanation:** The workload management (WLM) tasks described in the instructions have been marked completed.

**BBON0457I Automatic restart management tasks complete.**

**Explanation:** The automatic restart management (ARM) tasks described in the instructions have been marked completed.

**BBON0458I Automation tasks complete.**

**Explanation:** The automation tasks described in the instructions have been marked complete.

**BBON0459I Resource manager tasks complete.**

**Explanation:** The resource manager tasks described in the instructions have been marked complete.

**BBON0460I Logstream tasks complete.**

**Explanation:** The logstream tasks described in the instructions have been marked complete.

**BBON0461I Server *name* was imported from input directory.**

**Explanation:** The **Import server...** action has completed successfully.

**BBON0462E Unable to import server *server-name* from input directory *directory-name*.**

**Explanation:** The action **Import server...** was not successful.

**User Response:** Check whether the name of the input directory is misspelled or whether the access rights do not allow access to the input directory.

See the following host messages for more information about the failure.

**BBON0463I Server *server-name* was exported to output directory.**

**Explanation:** The **Export server...** action has completed successfully.

**BBON0464E Unable to export server *server-name* to output directory *directory-name*.**

**Explanation:** The action **Export server...** was not successful.

**User Response:** Check whether the output directory already exists, the access rights do not allow a file access for the output directory, or whether there is not sufficient disk capacity.

See the following host messages for more information about the failure.

## Messages — GUI (BBONxxxx)

---

**BBON0465E** Unable to find package file *package-file*.

**Explanation:** A requested package file, *package-file*, could not be found on the Systems Management Server on z/OS.

**User Response:** The package file is not obtained. Be sure that the path for the file has been entered correctly.

---

**BBON0466E** Unable to import package file *package-file*.

**Explanation:** A requested package file, *package-file*, could not be imported. The application is not added to the model.

**User Response:** Possible reasons might be:

1. The package file cannot be found or accessed.

Check whether one of the following conditions applies:

- The package file does not exist. Check whether you typed the correct path and file name, beginning with a "/".
- The file permissions do not allow an access to the file for the System Management Server.
- The file's HFS file system has not been mounted.

2. The package file contains an error.

For more information:

- See the output file that was specified in the **Import** dialog. It contains a listing of the import activity.
  - See the message log. The following messages might specify the reasons for this error message.
- 

**BBON0467I** Package file *package-file* imported.

**Explanation:** The package file *package-file* has been imported. The branch for the server is collapsed. Expanding the node will cause the objects associated with the import to be displayed.

---

**BBON0468E** Unable to create conversation *conversation*.

**Explanation:** A requested conversation, *conversation*, could not be established.

**User Response:** See accompanying system messages in the message log for more information. If you are unable to resolve the problem follow your local procedures for contacting IBM for service.

---

**BBON0469E** Unable to install EAR file *file-name* on server *server-name*.

**Explanation:** An error occurred on the System Management Server during the installation of the J2EE Application specified by EAR file *file-name*. The application has not been installed.

**User Response:** Please see the following messages in the Message Log for details on what has caused the problem.

---

**BBON0470I** EAR file *file-name* has been successfully installed on server *server-name*.

**Explanation:** The J2EE Application specified by EAR file *file-name* has been successfully installed.

**User Response:** After the current working conversation has been activated the application is ready to be used.

---

**BBON0471E** Unable to write temp EAR file *filename*. (Reason)

**Explanation:** During the installation of a J2EE application a temporary EAR file is created that holds all of the updates that have been made during the installation process on the SM EUI. This is done before the file is transferred to the SM Server on the z/OS System using FTP. The SM EUI failed to create this temporary file for the reason indicated by reason. The J2EE installation/deployment process is cancelled.

**User Response:** Make sure that the SM EUI has write access to the location of filename and there is enough space left on that device.

---

---

**BBON0472E Unable to create level for conversation** *conversation*.

**Explanation:** The level for the conversation *conversation* could not be created.

**User Response:** See accompanying system messages in the message log for more information, and follow your local procedures for contacting IBM for service.

---

**BBON0473E Unable to save EAR file filename. (Reason)**

**Explanation:** The attempt to save an intermediate version of a resolved EAR file from the Resource and Reference Resolution dialog failed. See *reason* for details.

**User Response:**

- Select a different target destination for saving the file, if the System Management enhanced user interface does not have write access to the selected destination file or there is not enough space left on the destination device.
  - Complete the resource and reference resolution up to a state that allows to create a valid EAR file, if the current version of the EAR file is in an inconsistent state with regards to reference resolution. The System Management enhanced user interface is prevented from generating such an invalid file. See the reason text for details about the missing information.
- 

**BBON0474E Unable to propagate changes for conversation** *conversation*.

**Explanation:** Changes for conversation *conversation* could not be propagated and the request to commit the conversation failed.

**User Response:** See accompanying system messages in the message log for more information, and follow your local procedures for contacting IBM for service.

---

**BBON0478E Change for object-name failed. See message log for details.**

**Explanation:** An object *object-name* could not be changed.

**User Response:** Refer to the message log for details.

---

**BBON0479E Add for object-name failed.**

**Explanation:** An object *object-name* could not be added to the tree.

**User Response:** Follow your local procedures for contacting IBM.

---

**BBON0480E Add for LRM instance lrm-instance failed. Another instance of this LRM already exists on this system.**

**Explanation:** Only one instance of on LRM is allowed per system.

---

**BBON0481E Conversation with name name already exists.**

**Explanation:** The name of the conversation already exists.

**User Response:** Choose a different name.

---

**BBON0482E Attempt to issue a warm start for server instance server-instance-name for server server-name has failed.**

**Explanation:** The warm start action for the server instance was not successful.

**User Response:** Check the following messages in the message log for more details about the cause of the failure.

---

**BBON0484I All tasks complete.**

**Explanation:** All of the tasks described in the instructions have been marked completed. The image is ready to be activated.

---

## Messages — GUI (BBONxxxx)

---

**BBON0486E Unable to delete administrator** *administrator*.

**Explanation:** An attempt was made to delete an administrator using the Administrator dialog, but the delete was unsuccessful.

**User Response:** See the accompanying messages in the message log for more information. If these messages indicate there is an internal error, follow your local procedure for contacting IBM for service.

---

**BBON0487I Package file was imported for server** *server-name*, **input file** =*input-file*, **output file** = *output-file*.

**Explanation:** The Administration application has imported the package file, *input-file* to the indicated server. The listing for the import process is in the z/OS dataset *output-file*.

The application packaged in the package file is added to the tree.

---

**BBON0488E Activate for conversation** *conversation-name* **failed**.

**Explanation:** An attempt to activate the indicated conversation failed. The conversation is not activated.

**User Response:** Add a new conversation to match the real configuration.

For more information about how to model a configuration, refer to *WebSphere Application Server V4.0.1 for z/OS and OS/390: System Management User Interface*, SA22-7838.

---

**BBON0489I Server** *server-name* **was imported from input directory** *directory-name*. **Please check and update this server's properties, logical resource mapping instances and server instances!**

**Explanation:** The **Import server..** action has completed successfully.

**User Response:** Please check

- the server's properties, especially **control region proc name** (if you modified the server name) and **debugger allowed**
- the logical resource mapping instances, and
- the server instances

for this server.

---

**BBON0490I Server** *server-name* **was exported to output directory** *directory-name*.

**Explanation:** The **Export server..** action has completed successfully.

---

**BBON0491E Prepare for cold start failed. See message log for details.**

**Explanation:** The **Prepare for cold start** action for the active conversation was not successful.

**User Response:** Check the following messages in the message log for more details about the cause of the failure.

---

**BBON0492E Prepare for cold start failed. Unable to stop application servers.**

**Explanation:** The **Prepare for cold start** action for the active conversation was not successful.

**User Response:**

---

**BBON0493E Prepare for cold start failed. Unable to save conversation data**

**Explanation:** The **Prepare for cold start** action for the active conversation was not successful.

**User Response:** Please check the access rights for the file

*CBCONFIG/Sysplex-name/conversations/DdateTtime/configuration.xml*

where

- *CBCONFIG* is the path that was specified in the environment variable *CBCONFIG*. The default is */WebSphere390/CB390*

- *Sysplex-name* is the name of the sysplex
- *date* is the current date
- *time* is the current time.

---

**BBON0494E Prepare for cold start failed. Unable to write environment files.**

**Explanation:** The **Prepare for cold start** action for the active conversation was not successful.

**User Response:** For each server instance, the environment variables are stored in a file named:

*CBCONFIG/controlinfo/envfile/Sysplex\_name/ServerInstance\_name/current.env*

where

- *CBCONFIG* is the path that you specified in the environment variable *CBCONFIG*. The default is */WebSphere390/CB390*.
- *Sysplex\_name* is the name of the sysplex the server instance belongs to.
- *ServerInstance\_name* is the name of the server instance.

Please check the access rights for these files.

---

**BBON0495I Activate phase 1 for new Systems Management application on server *server-name* is complete. Recycle CB on all systems, reconnect with the SM Administration EUI, and start Activate for conversation *conversation-name* again!**

**Explanation:** The first phase of installing the Scripting API on the Systems Management Server has completed successfully.

**User Response:**

1. Close the Administration application
2. Shut down WebSphere for z/OS on the Systems Management Server:
  - a. Cancel the Daemon
  - b. Make sure that all processes have ended
3. Start the Daemon again.
4. Restart the Administration application
5. Activate the conversation *conversation-name* again to start the second phase of installing the Scripting API.
6. You know you are done when the following message appears in the status bar:  
BBON0449I Conversation "SM Scripting API" was activated.

For more information, refer to *WebSphere Application Server V4.0.1 for z/OS and OS/390: System Management Scripting API*, SA22-7839, *WebSphere Application Server V4.0.1 for z/OS and OS/390: System Management Scripting API*, SA22-7839.

---

**BBON496E Add for J2EE resource instance *instance-name* failed. Another instance of this J2EE resource already exists on this system.**

**Explanation:** Only one J2EE resource instance is allowed per J2EE resource and system.

---

**BBON497E Action *action-name* for object did not succeed. See message log for details.**

**User Response:** Refer to the following message in the message log for error identification.

---

**BBON0499E Requested function not supported by server.**

**Explanation:** The Administration application was not able to process a function because the function was not supported by the WebSphere for z/OS Systems Management Server.

**User Response:** Follow your local procedures for contacting IBM.

---



## Messages — GUI (BBONxxxx)

---

**BBON0500I Login in progress for user ID *user ID*, bootstrap server *server*, port *port*.**

**Explanation:** The indicated bootstrap server and port are being used to login *user ID* to the Systems Management Server on z/OS.

---

**BBON0501I Login cancelled, application terminated.**

**Explanation:** At the user's request, the login has been cancelled and the application is ended.

---

**BBON0502E Please enter the naming server IP name.**

**Explanation:** The IP name for the naming server is required but has not been entered.

**User Response:** Type the IP name for the naming server. It can be any valid IP name or address. If you do not know the IP name of the naming server, contact your system programmer.

---

**BBON0503E Please enter your user ID.**

**Explanation:** Your z/OS user ID is required.

**User Response:** Type your user ID. If your user ID has not been defined as an administrator to WebSphere for z/OS, see your local contact for WebSphere for z/OS administration.

---

**BBON0504E Please enter your password.**

**Explanation:** Your z/OS password is required.

**User Response:** Type your password.

---

**BBON0505I Login complete for user ID *user ID*.**

**Explanation:** The user with the indicated ID, *user ID*, has successfully logged in to the application.

---

**BBON0506E Login failed, reason: *reason-text*.**

**Explanation:** A failure occurred in logging into the Administration or Operations application. The reason is described in *reason-text*.

**Explanation:** For reason texts containing minor codes that start with "C9C2" please check the *WebSphere Application Server V4.0.1 for z/OS and OS/390: Messages and Diagnosis*, GA22-7837 book for details. Other minor codes belong to different products that are beyond the scope of the documentation delivered with WebSphere Application Server for OS/390.

---

**BBON0507I Initialization complete for WebSphere for z/OS for *system-name*, version *version-level*.**

**Explanation:** Initialization of the Administration or Operations application has completed on system *system-name*. The application is at version level *version-level*.

---

**BBON0508I Delete cannot be undone. Do you still want to delete *object-name*?**

**Explanation:** A delete has been requested for *object-name*.

**User Response:** Click **Yes** to continue and delete the object and all objects beneath it in the branch of the tree. Click **No** to cancel the delete.

**Caution:** An object cannot be restored once it is deleted. (LRM connections are an exception.)

---

**BBON0509I Are you sure that you want to delete connection *connection-name*?**

**Explanation:** The user has attempted to delete the indicated connection.

**User Response:** Click **Yes** to continue and delete the connection. Click **No** to cancel the delete and return to the window.



---

**BBON0510I** End of file reached, string *search-string* was not found.

**Explanation:** The Find function could not find the character string *search-string*.

**User Response:** You can close the Find dialog, or change the Find options. For example, you may want to select the option to begin the search from the beginning of the file.

---

**BBON0511I** Connecting with target.

**Explanation:** A connection with target is in progress.

---

**BBON0512I** Instances of this LRM are used by the following Servers/Containers: *server / container*. Do you still want to delete it?

**Explanation:** Instances of this LRM are being used in any containers.

**User Response:** If you delete this LRM, the corresponding connections are removed, too.

---

**BBON0517I** Unable to load national language properties file *file name* for J2EE Resource Instance, reason: *reason*. By default, English is used.

**Explanation:** The SMEUI uses the National Language Support (NLS) properties file, file prefix.properties, of a J2EE resource to determine in what language to display the J2EE resource instance. The System Management server could not load the NLS properties file for the J2EE resource instance. The SMEUI displays the J2EE resource instance in the default English language.

**User Response:** Review the following reason and follow the steps to correct the problem:

File not found on host: Insure the following:

- The NLS properties file exists for a J2EE resource type. If the file does not exist, the resource provider may not have NLS support available for the J2EE resource type.
  - The NLS properties file is located in the same directory as the J2EE Resource template xml file.
  - The file and path permissions for the NLS properties file allow the System Management server to access the NLS properties file.
- 

**BBON513E** Instances of this J2EE resource are used by the following Servers/Applications: *server-list*. As long as these connections exist this J2EE resource cannot be deleted!

**Explanation:** J2EE resources cannot be deleted as long as they are referred to by J2EE Applications.

**User Response:** Delete those applications have to be deleted before deleting a connected J2EE resource.

---

**BBON514I** The export directory for server *server-name* is *directory-name*.

**Explanation:** During the Export server.. action, the files for the server *server-name* are exported to the directory *directory-name*.

---

**BBON0515I** Object-type *object-name* was added.

**Explanation:** An object of the indicated name and type has been successfully defined and is added to the tree. WebSphere for z/OS may also add associated objects to the tree.

---

**BBON516I** J2EE Server *server-name* was imported from input directory *directory-name*. Please check and update this Server's properties, J2EE Resource Instances and Server Instances!

**Explanation:** The Import server action has completed successfully.

**User Response:** Please check

- the J2EE server's properties, especially "control region proc name" (if you modified the J2EE server name) and "debugger allowed"
- the J2EE resource instances, and
- the server instances

## Messages — GUI (BBONxxxx)

for this J2EE server.

---

**BBON0523I** *Object-type object-name* was modified.

**Explanation:** The object of the indicated type and name has been modified. The modifications are reflected in the model.

---

**BBON0531I** *Object-type object-name* was deleted.

**Explanation:** A request to delete the indicated object has completed. All objects beneath it in that branch of the tree are also deleted.

---

**BBON0533I** *Object-name* has been deleted, property data is not displayed.

**Explanation:** The selected object has been deleted. The properties for an object that has been deleted cannot be displayed.

Objects that have been deleted are marked with `.` or `.` (for folders). They remain in the tree.

---

**BBON0534I** You cannot undo Commit. Do you still want to commit?

**User Response:** Click **Yes** to continue and commit the conversation. Click **No** to cancel the commit.

Once you begin the commit process, the conversation cannot be uncommitted. A committed conversation cannot be modified.

---

**BBON0535I** Are you sure that all tasks have been completed?

**Explanation:** The indicated tasks contained in the Instructions have been marked as completed. These tasks must have been performed for the activation of the conversation to be successful.

**User Response:** Click **Yes** to continue and mark the tasks complete.

Click **No** to cancel the action and return to the window.

---

**BBON0536I** **WARNING! Prepare for Cold Start will stop WebSphere for z/OS and has to be followed by a cold start. It cannot be undone. Do you want to prepare WebSphere for z/OS for Cold Start?**

**Explanation:** If you are not sure about the consequences of the **Prepare for cold start** action, refer to *WebSphere Application Server V4.0.1 for z/OS and OS/390: System Management User Interface, SA22-7838*.

---

**BBON0537I** *Object-name* edit changes not saved. Do you want to discard your changes?

**Explanation:** The modifications to the properties for the object *object-name* have not been saved, but the object has been de-selected.

**User Response:** Click **Yes** to continue and discard your changes.

Click **No** to return to the main window with the properties for *object-name* still in edit mode. To save the changes, click `.` on the tool bar or select the **Save** action of the Selected choice on the menu bar.

---

**BBON0538I** Add changes not saved. Do you want to discard your changes?

**Explanation:** The modifications for the object being added have not been saved, but the object has been de-selected. The object will not be added to the tree.

**User Response:** Click **Yes** to continue and discard your changes.

Click **No** to return to the main window with the properties for *object-name* still in edit mode. To save the changes and add the object to the tree, click `.` on the tool bar or select the **Save** action of the Selected choice on the menu bar.

---

---

**BBON0539I** Activate cannot be undone. Do you want to activate *conversation-name*?

**Explanation:** You have asked to activate the selected conversation, *conversation-name*. Activating the conversation will make it the active image. You cannot undo this action, and you cannot modify the active image.

**User Response:** Click **Yes** to continue and activate the conversation.

Click **No** to cancel the action and return to the main window.

---

**BBON0540I** Are you sure that all tasks have been completed?

**Explanation:** You have asked to mark all tasks in the instructions complete. All the tasks must have been performed for the activation to be successful.

**User Response:** Click **Yes** to continue and mark the tasks complete.

Click **No** to cancel the action and return to the main window.

---

**BBON0541I** Profile save was initiated.

**Explanation:** Changes to the profile are being saved. A second message will be issued when saving of the profile has been completed.

---

**BBON0542I** Profile save was completed.

**Explanation:** The profile has been saved on the Systems Management Server on z/OS. The profile provides saved values from previous sessions.

---

**BBON0544I** Profile obtain was initiated.

**Explanation:** The profile is being obtained. The profile provides saved values from previous sessions. A second message will be issued when the operation is complete.

---

**BBON0545I** Profile obtain completed.

**Explanation:** The profile has been obtained. The profile provides saved values from previous sessions.

---

**BBON0547I** LRM connection name was added.

**Explanation:** The indicated LRM connection has been added to the tree.

---

**BBON0548I** LRM connection name was deleted.

**Explanation:** The LRM connection named *name* has been deleted. Unlike other objects, an LRM connection can be restored once it has been deleted.

---

**BBON0549I** Are you sure you are finished working with the instructions for conversation *conversation-name*?

**Explanation:** The action that was taken will cause the application to switch from displaying the instructions for conversation *conversation-name* to displaying other data. To display them again, you will need to select the conversation in the tree and then select the **Instructions** action of the Build menu bar choice.

**User Response:** Click **Yes** to continue.

Click **No** to cancel the request and return to working with the instructions.

---

**BBON0550I** Are you sure that all tasks have been completed?

**Explanation:** The user has indicated that all the tasks described in the instructions are complete. You can confirm that you are finished working with the indicated instructions, or continue to work with the instructions.

---

## Messages — GUI (BBONxxxx)

---

**BBON0552E** *Object data is in error.*

**Explanation:** The Systems Management Server database contains invalid data for this object, and no actions can be taken against it. The database administrator must repair the data base before actions can be taken against it.

**User Response:** A common cause for this problem is the usage of a wrong version of the System Management User Interface. Please make sure that you are using the right version that belongs to the version of code that you have installed on the OS/390 or z/OS host system.

---

**BBON0553I** *Object-name is owned by WebSphere for z/OS.*

**Explanation:** The indicated object was created by, and is required by, WebSphere for z/OS. Be careful not to inadvertently modify or delete this object.

---

**BBON0554I** *Do you want to delete administrator?*

**User Response:** To continue and delete the administrator ID *administrator*, click **Yes**.

To return to the Administrator dialog, click **No**.

---

**BBON0556I** *Systems Management Server application level is major.minor, client level is major.minor.*

**Explanation:** The Administration or Operations application is connected to the Systems Management Server on z/OS. The levels of the application and the Systems Management Server are indicated by *major.minor*. This number is used internally and is different than the version number of the application.

---

**BBON0557I** *Operation stopped.*

**Explanation:** The current operation was stopped at the user's request.

When you stop the expansion of the tree, the branch that is being expanded finishes expanding, but no further expansion is performed.

When you stop an operation that affects the status of a conversation, the tree is refreshed.

---

**BBON0558I** *Login cancelled.*

**Explanation:** The login of an administrator has been cancelled. The application is not started.

---

**BBON0559I** *Systems Management Server connected.*

**Explanation:** In response to a user login, the Administration or Operations application has connected to the WebSphere for z/OS Systems Management Server.

---

**BBON0560I** *A default value has been set for Local Identity.*

**Explanation:** When for a server the flag "Allow non-authenticated clients" is turned on, a local and remote identity is required for that server. The default setting is taken if no ID has been defined so far.

**User Response:** Check if the default setting for the Local Identity is acceptable here. See the Planning and Installation guide for details on the required authority.

---

**BBON0561I** *A default value has been set for Remote Identity.*

**Explanation:** When for a server the flag "Allow non-authenticated clients" is turned on, a local and remote identity is required for that server. The default setting is taken if no ID has been defined so far.

**User Response:** Check if the default setting for the Remote Identity is acceptable here. See the Planning and Installation guide for details on the required authority.

---

---

**BBON0562I Default values have been set for Local and Remote Identity.**

**Explanation:** When for a server the flag "Allow non-authenticated clients" is turned on, a local and remote identity is required for that server. The default setting is taken if no ID has been defined so far.

**User Response:** Check if the default setting for the Local and Remote Identity is acceptable here. See the Planning and Installation guide for details on the required authority.

---

**BBON0563I Default value has been set for "Debugger allowed".**

**Explanation:** Whenever the 'Production server' flag is turned on for a server, the flag for 'Debugger allowed' is set to **false** by default.

---

**BBON0564I The objectType ObjectName you are about to delete was system generated. Delete cannot be undone. Are you sure you want to delete?**

**Explanation:** Within WebSphere Application Server for z/OS there are a number of objects that have been created by the system itself, rather than by the user. These objects are displayed on the administration user interface next to the objects defined by the user. Some of these objects are required by the system at any time, some of them are only needed for specific functions.

Examples of these system objects are:

1. Servers:

- Daemon,
- Naming,
- Interface Repository,
- System Management.

These are actually making up the WebSphere runtime and should never be deleted.

2. J2EE Applications:

- RemoteWebContainer - needed for running servlets and JSPs

3. Application Families:

- CB\_IM\_Base\_Application\_Family
- CB\_OTS\_Base\_Application\_Family
- CB\_Query\_Base\_Application\_Family
- CB\_Reference\_Collection\_Base\_Application\_Family
- LRM\_DB2RRSAF390ResourceMgr::IResourceMgrAdminObject\_ApplicationFamily

Deleting any of these objects will always result in a lack of function. It is highly recommended not to delete any of them, unless you are 100% sure which function will be affected by doing so.

---

**BBON0579E Conversation cannot be committed.**

**Explanation:** The Systems Management Server was not able to commit the conversation.

**User Response:** See accompanying system messages in the message log for more information.

---

**BBON0580E Some LRMs could not be overwritten for server *server-name*. See Message log for more information.**

**Explanation:** During the **Import server..** action, some LRMs were referenced which already exist in this conversation. The properties of these LRMs differ from the existing ones.

**User Response:** Please check whether the properties are correct in this context. The message log provides details about the LRM properties that correspond and the LRM properties that differ.

## Messages — GUI (BBONxxxx)

---

**BBON0597I Help facility unavailable.**

**Explanation:** The help facility was disabled and will not be available.

**User Response:**

---

**BBON0598I Are you sure you want to exit?**

**Explanation:** The user has requested to close the application.

**User Response:** Click **Yes** to exit the application. Click **No** to continue to use the application.

---

**BBON0599E Critical initialization error occurred, application terminated.**

**Explanation:** An internal logic error has occurred during initialization. The application cannot be started.

**User Response:** Follow your local procedures for calling IBM for support.

---

**BBON0600I Start issued for object *object-name*.**

**Explanation:** A request to start the server or server instance named *object-name* has been made on z/OS.

---

**BBON0601I Stop issued for object *object-name*.**

**Explanation:** A request to stop the server or server instance named *object-name* is being made on z/OS. Currently running transactions will complete.

---

**BBON0602I Cancel (with restart) issued for object *object-name*.**

**Explanation:** A request to cancel the server or server instance named *object-name* is being made on z/OS. Currently running transactions will not complete. ARM-protected servers and server instances will be restarted automatically.

---

**BBON0603I Cancel (without restart) issued for object *object-name*.**

**Explanation:** A request to cancel the server or server instance named *object-name* is being made on z/OS. The server or server instance will not be restarted by ARM.

---

**BBON0604I Dump issued for object *object-name*.**

**Explanation:** A request to dump all of the address spaces that make up the server or server instance named *object-name* is being made on z/OS. Currently running transactions will be delayed but not terminated.

---

**BBON0607I Work request *request-identifier* was canceled.**

**Explanation:** The work request is marked as canceled in the Operations window in the Canceled column. Refreshing the window will cause the work request to be removed from the list.

---

**BBON0608I Work request *request-identifier* already canceled.**

**Explanation:** An attempt has been made to cancel a work request, *request-identifier*, that has already been canceled. The work request is marked as canceled in the Operations window in the Canceled column. Refreshing the window will cause the work request to be removed from the list.

---

**BBON0609I Are you sure that you want to stop *object-name*?**

**Explanation:** You have attempted to stop the server or server instance *object-name*.

**User Response:** Click **Yes** to continue and stop the object after all currently running transactions have completed. Click **No** to return to the Operations window without stopping the object.

---

---

**BBON0610I** Are you sure that you want to cancel *object-name* with restart?

**Explanation:** You have attempted to cancel the server or server instance *object-name*.

**User Response:** Click **Yes** to continue and cancel the object. It will be stopped immediately; currently running transactions will not complete. ARM-protected objects are restarted automatically by ARM.

Click **No** to return to the Operations window without canceling the object.

---

**BBON0611I** Are you sure that you want to cancel *object-name* without restart?

**Explanation:** You have attempted to cancel the server or server instance *object-name* without restart.

**User Response:** Click **Yes** to continue and cancel the object without restart. It will be stopped immediately. Currently running transactions will not complete and the server or server instance will not be restarted by ARM.

Click **No** to return to the Operations window without canceling the object.

---

**BBON0613I** Warm start issued for *object name*.

**Explanation:** The **Warm start** action has completed successfully.

---

**BBON0614I** Are you sure that you want to warm start *name*?

**Explanation:** For more information about the **Warm start** action, refer to *WebSphere Application Server V4.0.1 for z/OS and OS/390: System Management User Interface, SA22-7838*.

---

**BBON0701I** Trace writer started.

**Explanation:** Trace logging has been started. Since trace logging can cause substantial performance degradation, logging should be enabled only under the direction of IBM service personnel. Trace records are written to the stdout device.

---

**BBON0702I** Trace writer stopped.

**Explanation:** A request to disable trace logging has been processed. Trace logging has been stopped.

---

**BBON0703I** Debug mode now enabled.

**Explanation:** The application is now in debug mode. Debug mode causes diagnostic messages to be issued and trace records to be built, causing degraded performance, and should only be used under the direction of IBM service personnel.

---

**BBON0704I** Debug mode now disabled.

**Explanation:** Debug mode has been ended.

---

**BBON0705I** Property *property-name* processed, the value is *property-value*.

**Explanation:** The indicated property has been read from the property file and has the indicated value.

---

**BBON0706I** Property *property* processed from user profile, value is *value*.

**Explanation:** The indicated property with the indicated value has been read from the user profile and is being used for this session.

---

**BBON0707I** Confirmation mode is enabled.

**Explanation:** Confirmation mode has been made active. A confirmation message will be issued before destructive actions, such as deleting an object.

---



## Messages — GUI (BBONxxxx)

---

**BBON0708I** Confirmation mode now disabled.

**Explanation:** Confirmation messages will not be issued before destructive actions, such as deleting an object, are performed.

---

**BBON0709I** National language file *file-name* being used for translations.

**Explanation:** The indicated file is being used for national language support.

---

**BBON0710I** Application home path is *path-name*, codebase path is *codebase-path*.

**Explanation:** The indicated paths are being used for this session.

---

**BBON0711I** Print is complete: *number lines*, *number pages*.

**Explanation:** At the user's request, the indicated number of lines and pages have been printed.

---

**BBON0712I** Trace data was written to file *file*.

**Explanation:** At the user's request, the trace records have been written to the indicated file.

---

**BBON0713I** Alarm mode is enabled.

**Explanation:** The alarm has been set on. The audible alarm will sound for error conditions.

---

**BBON0714I** Alarm mode is disabled.

**Explanation:** The alarm has been set off. The audible alarm will not sound for error conditions.

---

**BBON0716I** Message loading stopped, *count* entries are not displayed.

**Explanation:** A request to stop loading messages has been processed before all messages in the message log were displayed. Loading of the message log ends. To display the complete message log, select the **Refresh** action of the View menu bar choice, or press F11.

---

**BBON0718I** Request for help URL *url-name* is in progress.

**Explanation:** A help request is processing a hypertext link to the indicated URL.

---

**BBON0719I** Browser path is set to *path-name*.

**Explanation:** The path to the Web browser executable program has been set to *path-name*.

---

**BBON0720I** Class service level information is being obtained.

**Explanation:** The application is obtaining the maintenance levels of the run-time classes. This may take some time.

---

**BBON0721I** Profile data was not obtained from server.

**Explanation:** The profile could not be obtained from the Systems Management Server on z/OS. Saved values cannot be used. Default values will be used.

---

**BBON0722I** Profile property *property value* *value* was added.

**Explanation:** The value *value* for property *property* has been added to the profile in preparation for saving it to the Systems Management Server on z/OS.

---



---

**BBON0723I Profile property *property* was unloaded.**

**Explanation:** A profile property, *property*, has been unloaded from the user profile in preparation for saving it on the z/OS Systems Management Server.

---

**BBON0724I New profile is being created.**

**Explanation:** A new profile is being created as requested in the startup options. Saved values from prior sessions will be discarded.

---

**BBON0726I Message log limit is set to *number-of-messages*.**

**Explanation:** The maximum size of the message log, in terms of number of messages, has been set to *number-of-messages*. When the number of messages exceeds that number, messages at the beginning of the log will be lost as new messages are added.

---

**BBON0727I Server instructions were successfully written to *path*.**

**Explanation:** The instructions have been written to the indicated path. You can edit the file using any text editor or display them using a Web browser.

---

**BBON0728I Message log was written to file *file*, *count* record.**

**Explanation:** The message log was saved to the indicated file. The number of records saved is *count*.

---

**BBON0729I Processing entry *number* of *total*.**

**Explanation:** The trace viewer is processing trace entries in preparation for displaying them. The trace entry currently being processed is *number*; there are *total* trace entries in all.

---

**BBON0730I Filter excluded some records.**

**Explanation:** One or more records are being filtered out by the filter function.

To turn off filtering and see all records, select the **Reset** action of the Filter menu bar choice.

---

**BBON0731I Filter excluded all records.**

**Explanation:** To turn off filtering and see all records, select the **Reset** action of the Filter menu bar choice.

---

**BBON0732I Filters are active.**

**Explanation:** One or more filters has been set, but they do not currently exclude any records.

To turn off filtering and see all records, select the **Reset** action of the Filter menu bar choice.

---

**BBON0734E Application home path not specified.**

**Explanation:** The Administration or Operations application has been invoked but the home path has not been specified. The home path is the directory in which the application is installed. The application cannot continue.

**User Response:** Verify that the product has been installed correctly. If this does not resolve the problem, follow your local procedures for contacting IBM for support.

---

**BBON0735I Startup option being processed: *option*.**

**Explanation:** The indicated startup option is being processed.

---

## Messages — GUI (BBONxxxx)

---

**BBON0736I** Print cancelled: *number lines*, *number pages*.

**Explanation:** A print operation has been canceled. The indicated lines and pages were printed prior to the cancel request.

---

**BBON0737I** Print screen complete.

**Explanation:** A request to print the screen has completed.

---

**BBON0800E** Unrecognized startup argument *argument* was ignored.

**Explanation:** An unrecognized startup option has been passed to the application. The argument is ignored.

**User Response:** If the error persists, follow your local procedure for contacting IBM support.

---

**BBON0807E** Parameter value *value* is too long, maximum length allowed is *max-length*.

**Explanation:** The value for the internal parameter *parameter*, indicated by *value*, is longer than the maximum allowable length.

**User Response:** If the error persists, follow your local procedure for contacting IBM support.

---

**BBON0808E** Parameter value *value* is not numeric.

**Explanation:** The value for the numeric internal parameter *parameter*, indicated by *value*, is not numeric.

**User Response:** If the error persists, follow your local procedure for contacting IBM support.

---

**BBON0809E** Parameter value *value* is too small, minimum value allowed is *minimum*.

**Explanation:** The value for the internal parameter *parameter*, indicated by *value*, is smaller than the minimum allowable value.

**User Response:** If the error persists, follow your local procedure for contacting IBM support.

---

**BBON0810E** Parameter value *value* is too large, maximum value allowed is *maximum*.

**Explanation:** The value indicated by *value* is larger than the maximum allowable value.

**User Response:** If the error persists, follow your local procedure for contacting IBM support.

---

**BBON0811E** Area value *value* is invalid.

**Explanation:** The value for the area of the window, *area*, indicated by *value*, is invalid because it has at least one character that is not in the single byte character set.

**User Response:** If the error persists, follow your local procedure for contacting IBM support.

---

**BBON0812E** Field contains invalid data.

**Explanation:** A field that contains invalid data, such as DBCS data when it is not permitted, has been encountered by the application. Correct the data.

**User Response:** Correct the data.

---

**BBON0840E** At least one security type has to be selected.

**Explanation:** At least one security type has to be selected for a server.

**User Response:** Either

- check the "allow non-authenticated clients" flag or
  - select one of the 3 security types Userid/Password, Userid/Passticket or DCE.
-

---

**BBON0841E Path name is required.**

**Explanation:** The path name, which is required, is missing.

**User Response:** Type the path name.

---

**BBON0850E Property value was not specified.**

**Explanation:** The required value for the property *property*, marked by the cursor, is blank.

**User Response:** Type a value, or select the **Cancel** action of the Selected menu bar choice to discard all changes.

For help on the valid values, press the right mouse button on the selected object in the tree and select the **Help** action of the resulting pop-up menu.

---

**BBON0851E Property value exceeds number characters.**

**Explanation:** The length of the value for the indicated property exceeds the maximum number of characters allowed, *number*.

**User Response:** Type a value, or select the **Cancel** action of the Selected menu bar choice to discard all changes.

For help on the valid values, press the right mouse button on the selected object in the tree and select the **Help** action of the resulting pop-up menu.

---

**BBON0852E Value contains an embedded blank.**

**Explanation:** The *value* contains an embedded blank, which is not allowed.

**User Response:** Correct the value. For help on valid values, press the right mouse button on the selected object in the tree and then select the **Help** action from the resulting pop-up.

---

**BBON0854E Property value must start with alphabetic character.**

**Explanation:** A value for property *property*, which must start with an alphabetic character, starts with a non-alphabetic character.

**User Response:** Correct the value. For help on valid values, press the right mouse button on the selected object in the tree and then select the **Help** action from the resulting pop-up.

---

**BBON0855E Property value character position must be alphanumeric, @, # or \$.**

**Explanation:** A character in property *property*, at the position indicated by *position*, is invalid. Only alphanumeric and three special characters (@, # and \$) are valid.

**User Response:** Correct the value. For help on valid values, press the right mouse button on the selected object in the tree and then select the **Help** action from the resulting pop-up.

---

**BBON0856E Property value character position must be alphanumeric, @, #, \$, :, / or \_.**

**Explanation:** A character in property *property*, at the position indicated by *position*, is invalid. Only alphanumeric and the indicated special characters are valid.

**User Response:** Correct the value. For help on valid values, press the right mouse button on the selected object in the tree and then select the **Help** action from the resulting pop-up.

---

**BBON0857E Property value character position must be numeric.**

**Explanation:** A character in property *property*, at the position indicated by *position*, is invalid. Only numeric characters are valid.

**User Response:** Correct the value. For help on valid values, press the right mouse button on the selected object in the tree and then select the **Help** action from the resulting pop-up.

---

## Messages — GUI (BBONxxxx)

---

**BBON0859E** *Property column row-number exceeds maximum characters.*

**Explanation:** The value for the indicated field is longer than the maximum length allowed. The maximum length is *maximum* characters.

**User Response:** Correct the value. Use *property*, *column* and *row-number* to locate the value in error. For example, if the values are Connection data, value and 3, then the error is in the Value column of the third row for the Connection data property.

---

**BBON0860E** *Property column row-number was not specified.*

**Explanation:** The value in the indicated field is required but is missing.

**User Response:** Type the value. Use *property*, *column* and *row-number* to locate the value in error. For example, if the values are Connection data, value and 3, then the information is missing from the Value column of the third row for the Connection data property.

---

**BBON0861E** *Property item order selection has already been selected.*

**Explanation:** You have marked a preference with an order number that has already been used. You may use each order number only once, and the order numbers you use must be sequential and begin with 1.

**User Response:** Change the order number.

---

**BBON0863E** *Property order selection value has not been selected.*

**Explanation:** The indicated order selection for the property *property* is missing. A number higher than the missing number was specified. The numbers must be selected in sequence.

---

**BBON0864E** *Text trace file must end with .txt.*

**Explanation:** The trace file to be used for text has an extension other than the required extension, which is *txt*.

**User Response:** Correct the trace file name.

---

**BBON0865E** *Binary trace file must end with .bin.*

**Explanation:** The trace file to be used for binary data has an extension other than the required extension, which is *bin*.

**User Response:** Correct the trace file name.

---

**BBON0866E** *Property column-name row-number contains invalid data.*

**Explanation:** The value for the indicated property contains one or more values that are not in the single-byte character set.

---

**BBON0867E** *Property value character position must be alphanumeric, @, #, \$, : or \_.*

**Explanation:** A character in property *property*, at the position indicated by *position*, is invalid. Only alphanumeric and the indicated special characters are valid.

**User Response:** Correct the value. For help on valid values, press the right mouse button on the selected object in the tree and then select the **Help** action from the resulting pop-up.

---

**BBON0868E** *qualifier value character position must be alphabetic, @, # or \$*

**Explanation:** The character at position *position* for qualifier *qualifier* has to be alphabetic, @, # or \$.

**User Response:** Change the qualifier to contain only valid characters.

---

---

**BBON0869E** *property—name name number is a duplicate of name number.*

**Explanation:** In one of the tables that allow data to be entered by the Administration or Operations application a duplicate entry was made where this is not allowed.

**User Response:** Please remove the duplicate entry.

---

**BBON0870E** *Property-name property uses unsupported XML tag tag-name.*

**Explanation:** The J2EE resource type selected in the J2EE resource object refers to a vendor-provided template. This template describes the required parameters for the J2EE resource type.

This referenced XML-based template uses a currently unsupported parameter type. J2EE resources of that type might not work properly.

**User Response:** Contact your database vendor in case of further problems with that J2EE resource type.

---

**BBON0871E** *XML write error while processing tag tag-name at tag-name.*

**Explanation:** Definition of a J2EE resource or J2EE resource instance failed due to a processing error while generating an XML document.

**User Response:** Please contact IBM for support.

---

**BBON0872E** *XML write error.*

**Explanation:** The new object could not be defined due to a processing error while generating an XML document.

**User Response:** Please contact IBM for support.

---

**BBON0873E** *Property-name value does not match regular expression expression.*

**Explanation:** The value entered for the property *property-name* of the created or modified J2EE resource instance is not valid.

**User Response:** Modify the value of *property-name*. Valid values for the property are indicated by the regular expression *expression*.

The property is defined in the XML template that defines the J2EE resource type indicated in the appropriate J2EE resource.

---

**BBON0874E** *Regular expression for attribute property-name is invalid. Error: message*

**Explanation:** The J2EE resource instance could not be saved. The XML template that defines the J2EE resource type - indicated in the appropriate J2EE resource - contains an invalid regular expression for the attribute *property-name*.

**User Response:** Correct the XML template in the HFS of the System Management server.

The templates are located in *CBCONFIG/Sysplex-name/resources/templates*,

where

- *CBCONFIG* is the path that was specified in the environment variable *CBCONFIG*. The default is */WebSphere390/CB390*
  - *Sysplex-name* is the name of the sysplex where the J2EE resource type is defined.
- 

**BBON0880E** *Error occurred while processing J2EE archive file file-name : exception-text.*

**Explanation:** The EAR file that was selected for deployment through the SM EUI does not appear to be a valid J2EE archive file containing 1.1 EJBs.

**User Response:** Please make sure that the file has been run properly through your application assembly tool on your workstation and the deployment tool, the SM EUI, delivered with WebSphere for z/OS Version 4.0. See the exception text for more details on the cause of the error.

---

## Messages — GUI (BBONxxxx)

---

**BBON0881E** J2EE archive file *filename* could not be opened for reading (*reason*).

**Explanation:** The EAR File that was selected for deployment through the SM EUI was either not found at the specified location, or the user does not have the required authority to access it.

**User Response:** Make sure the specified file exists on your local disk.

---

**BBON0882E** Duplicate bean name *bean-name* detected in application. Installation failed due to invalid EAR file.

**Explanation:** The EAR file that was selected for installation on a J2EE Server contains at least 2 beans that have been assigned the same name in their deployment descriptor. This is not supported for the WebSphere for z/OS EJB Container and therefore this EAR file cannot be installed.

**User Response:** Go back to your application assembly tool and make sure that your application EAR contains only Enterprise Java Beans with a unique name.

---

**BBON0883E** The application contains a link from *bean-name1* to *bean-name2* that could not be resolved. Installation failed due to invalid EAR file.

**Explanation:** The EAR file that was selected for installation on a J2EE Server contains a link from the EJB named *bean-name1* to another EJB named *bean-name2* using the <ejb-link> tag in the deployment descriptor. This link could not be resolved within the application. Since it is a requirement of the J2EE specification that all EJB links have to be resolved within the same application, this application EAR file cannot be installed.

**User Response:** Go back to your application assembly tool and make sure that all EJBs have only links to other EJBs contained within the same application EAR.

---

**BBON0884E** Application *application-name* does not contain a valid ejb module.

**Explanation:** A J2EE Application (\*.ear file) has been selected for installation through the System Management User Interface that does not seem to contain any valid Enterprise Java Beans contained in an ejb-jar file. Each J2EE Application is supposed to contain at least one Enterprise Java Bean, even if it is actually just a Web Application consisting of Servlets and JSPs only. The WebSphere Application Server V4.0.1 for z/OS and OS/390 requires these Web Applications to be wrapped by an Enterprise Java Bean, what is achieved by the according deployment tools.

This error is based on the information that was retrieved from the J2EE Applications deployment descriptor (application.xml). So even if an according ejb-jar file is contained in the ear file, if it is not properly declared in the deployment descriptor you will receive this error message.

**User Response:** Make sure you have deployed your J2EE Application ear file using your application assembly tool before trying to install it through the System Management User Interface.

---

**BBON0885E** Application does not contain transaction attributes for methods in EJB *EJB-name* in module *module-name*. Use the application assembly tool of your preference to add them.

**Explanation:** The EJB specification requires each method on an Enterprise Java Bean to be assigned a transaction attribute. Transaction attributes for methods are defined in the assembly descriptor part of a beans deployment descriptor. Without these method transaction attributes a bean cannot be installed to WebSphere. If the Bean has been created using Visual Age for Java, default transaction attributes have been already assigned for all methods, but not all development environments from all vendors do that.

**User Response:** Application assembly tools are used to define method transaction attributes. Take the ear file back to your application assembly tool to bring your bean into the proper format for installation on WebSphere.

---

**BBON0886E** The application contains references to non existent Enterprise Java Beans. References have been reset.

**Explanation:** The J2EE Application (\*.ear file) that is being installed has already been resolved before. While checking the resolved references to other Enterprise Java Beans the System Management User Interface detected that one or more targets for these references do not currently exist. Therefore these references have been reset and need to be resolved again. Note that this will not prevent the application from being installed, unless the references cannot be resolved at all.

**User Response:** Make sure that all Enterprise Java Beans referenced by your application have already been installed.

---



If they have already been installed, but have been registered in JNDI with a different name, you can resolve the reference again to the new JNDI name in the following dialog.

---

**BBON0887E** The application contains references to non existent resources. References have been reset.

**Explanation:** The J2EE Application (\*.ear file) that is being installed has already been resolved before. While checking the resolved references to J2EE Resources the System Management User Interface detected that the targets for one or more of these references do not currently exist. Therefore these references have been reset and need to be resolved again. Note that this will not prevent the application from being installed, unless the references cannot be resolved at all.

**User Response:** Make sure that all Enterprise Java Beans referenced by your application have already been installed. If they have already been installed, but have been registered in JNDI with a different name, you can resolve the reference again to the new JNDI name in the following dialog.

---

**BBON0888E** Ear file validation failed: *detailed-message*.

**Explanation:** While loading an ear file the validation routine has detected a problem as described in the detailed message section. Most probably such problems are caused by malformed deployment descriptors.

**User Response:** Please use the according development and application assembly tools for fixing the problem.

---

**BBON0889I** At least one Enterprise Java Bean is configured with an activation policy of "once". This bean can only be safely deployed in non-replicated single-server-region servers.

**Explanation:** Presently, WebSphere servers do not support inter-server-region method dispatch in the same server. Additionally, EJBs running in different server regions in the same server (or replica) cannot participate in the same transactions. These server limitations have an effect on the EJB deployment configurations that can be supported in the current release.

EJBs deployed with an "activate once" policy can only be safely deployed in non-replicated single-server-region servers. Preventing replication is a procedural task: the user determines whether replica control regions are started or not. Single/multiple server regions is controlled through the WLM policy. Since System Management for WebSphere Application Server does not presently know anything about the WLM policy, this warning message is issued during the installation of a J2EE application containing one or more Enterprise Java Beans that have an "activate once" policy.

**User Response:** Make sure to:

- set the WLM policy for the server to "support a single server region only" and
- create only one instance of this server.

---

**BBON0890E** Automatic Deployment of Web Applications failed. (*reason*).

**Explanation:** In WebSphere Application Server for z/OS a Web Application (a file with the extension ".war") is automatically deployed by generating an EJB around it. This deployment step failed because of the reason indicated in the message.

**User Response:** If the problem cannot be solved by examining the reason text, please contact IBM for support.

---

**BBON0900E** Message *message-id* was not found in *file-name*.

**Explanation:** Message *message-id* could not be issued since it was not found in the message file *file-name*. The message is not issued.

**User Response:** For the message text, find the message in the help.

Follow your local procedures for contacting IBM.

## Messages — GUI (BBONxxxx)

---

**BBON0901E** Message *message-id* was not issued, *file-name* was not found.

**Explanation:** Message *message-id* could not be issued because the message definition file *file-name* was not found. The message is not issued.

**User Response:** For the message text, use the message ID to find the message in the help.

Ensure that the product has been installed correctly. If it has, follow your local procedures for contacting IBM.

---

**BBON0902E** Message identifier *message-id* is invalid, reason: *reason-text*.

**Explanation:** Message *message-id* contains an invalid message ID. The message is not issued.

**User Response:** Follow your local procedures for contacting IBM.

---

**BBON0903E** Message was not issued, message identifier is missing: *reason-text*.

**Explanation:** A message could not be issued because the message did not have a message identifier.

**User Response:** Follow your local procedures for contacting IBM.

---

**BBON0904I** No help available for message *number*.

**Explanation:** For message number *number* no help is available.

---

**BBON0921I** No entries in trace table.

**Explanation:** A request to display the trace table was processed, but the trace table is empty.

---

**BBON0924I** Trace loading stopped, *count* entries not displayed.

**Explanation:** Display of the trace table has been stopped before all entries could be displayed. The number of entries not displayed is indicated by *count*.

---

**BBON0925I** Loading entry *number* of *total*.

**Explanation:** The entry identified by *number* is being loaded. The total number of entries is indicated by *total*.

---

**BBON0926I** Trace table was purged.

**Explanation:** The trace table has been purged.

---

**BBON0927I** Are you sure you want to purge the trace table?

**User Response:** Click **Yes** to continue and purge the trace table, or click **No** to cancel the request to purge the trace table. It is recommended that you save all trace entries to a file before purging the trace table. Click the right mouse button on the window to display a pop-up that includes an action to save the trace table.

---

**BBON0995I** FTP: *Message-text*.

**Explanation:** This message is issued by the FTP server during communication with the workstation.

---

**BBON0999I** Diag: *diagnostic-text*.

**Explanation:** A diagnostic message has been issued for the condition described by *diagnostic-text*.

---

**BBON1000E** The *type* object, *name*, could not be found.

**Explanation:** The Systems Management Server could not find the object of type *type* and name *name*.

**User Response:** Follow your local procedures for reporting a problem to IBM.

---



---

**BBON1001E** No *type* objects could be found.

**Explanation:** The Systems Management Server could not find any objects of the type *type*.

**User Response:** Follow your local procedures for reporting a problem to IBM.

---

**BBON1002E** The *type* object, *name*, is already defined.

**Explanation:** In attempting to process a request from the Administration application to define an object named *name* of type *type*, the Systems Management Server has discovered that object of that name and type already exists.

The object is not defined.

---

**BBON1003E** An internal programming error occurred while attempting to define the object *object*.

**Explanation:** The Systems Management Server experienced an internal error as it was defining the indicated object. The object is not defined.

**User Response:** Follow your local procedures for contacting IBM.

---

**BBON1004E** The function is not currently supported.

**Explanation:** The requested function is not supported by the Systems Management Server. The request is ignored.

**User Response:** Follow your local procedures for reporting a problem to IBM.

---

**BBON1005E** An attempt to create a new conversation failed.

**Explanation:** In response to a request from the Administration application, the Systems Management Server attempted to create a conversation. The attempt was unsuccessful; the conversation was not created.

**User Response:** Check whether a conversation with this name already exists.

Else, follow your local procedures for reporting the problem to IBM.

---

**BBON1006E** An attempt to get application information from the master record failed.

**Explanation:** The Systems Management Server could not get the requested information about an application.

**User Response:** Follow your local procedures for reporting a problem to IBM.

---

**BBON1007E** The image version of the conversation must be validated before this action can be performed.

**Explanation:** The Systems Management Server was unable to perform an action against an image because the image must first be validated.

**User Response:** Follow your local procedures for reporting a problem to IBM.

---

**BBON1008E** This set of instructions has already been marked as completed.

**Explanation:** In response to a request from the Administration application, the Systems Management Server attempted to mark instructions complete that have already been marked complete. The request is ignored.

---

**BBON1009E** An internal programming error occurred while attempting to create a new level. RC=*return-code*.

**Explanation:** The Systems Management Server has encountered a programming error.

**User Response:** Follow your local procedures for reporting a problem to IBM.

---

## Messages — GUI (BBONxxxx)

---

**BBON1010E** An internal programming error occurred while attempting to propagate model changes to image.  
RC=*return-code*.

**Explanation:** The Systems Management Server has encountered an internal error.

**User Response:** Follow your local procedures for reporting a problem to IBM.

---

**BBON1011E** An invalid base level of *level* was used to create a new level.

**Explanation:** The level, *level*, used as a base to create a new level, was invalid.

**User Response:** Follow your local procedures for reporting a problem to IBM.

---

**BBON1012E** The model version of the conversation is not valid.

**Explanation:** The Systems Management Server reports that the selected model is not valid.

---

**BBON1013E** The image version of the conversation is not valid.

**Explanation:** The Systems Management Server reports that the selected image is not valid.

---

**BBON1014E** Sysplex *sysplex* could not be found in the Systems Management database.

**Explanation:** During activation of a conversation containing the indicated sysplex, the Systems Management Server was unable to locate the sysplex. You may be running the activate on a sysplex that is not defined in the Systems Management Server's database.

**User Response:** Activate processes only the sysplex in which the Activate is running.

---

**BBON1015E** Server instance *server-instance* on server *server* could not be started.

**Explanation:** While activating a conversation, WebSphere for z/OS attempted to start the indicated server instance, but was unsuccessful. The server instance is not started. The attempt to start the server instance may have timed out, or there may be a problem with the server proc. To prevent a time-out, you can increase the value for the SYNC\_START environment variable, which controls how long the Daemon server waits for the start to occur. The WebSphere for z/OS environment variables are described in *WebSphere Application Server V4.0.1 for z/OS and OS/390: Installation and Customization*, GA22-7834.

**User Response:** Once you have addressed the time-out problem or fixed the problem with the server proc, try activating the conversation again.

---

**BBON1016E** Server instance *server-instance* on server *server* could not be restarted.

**Explanation:** While activating a conversation, WebSphere for z/OS attempted to restart the indicated server instance, but was unsuccessful. The server instance is not restarted. The attempt to restart the server instance may have timed out, or there may be a problem with the server proc. To prevent a time-out, you can increase the value for the SYNC\_START environment variable, which controls how long the Daemon server waits for the start to occur. The WebSphere for z/OS environment variables are described in *WebSphere Application Server V4.0.1 for z/OS and OS/390: Installation and Customization*, GA22-7834.

Once you have addressed the time-out problem or fixed the problem with the server proc, try activating the conversation again.

**User Response:** Once you have addressed the time-out problem or fixed the problem with the server proc, try activating the conversation again.

---

**BBON1017E** Server instance *server-instance* on server *server* could not be stopped.

**Explanation:** While activating a conversation, WebSphere for z/OS was attempting to recycle a server that has been changed. The attempt to stop the indicated server instance was unsuccessful. The stop request may have timed out. A time-out may occur when there is activity on a server, because the stop request waits for all transactions on the server to complete.

**User Response:** You can avoid the time-out by planning the activate for a time when the server will not be busy.

---

For more information on the cause why the attempt to stop the indicated server instance failed check its joblog on the z/OS system. Further information can also be found in the WebSphere Application Server for OS/390 error log. See the *WebSphere Application Server V4.0.1 for z/OS and OS/390: Installation and Customization*, GA22-7834 for details about the error log.

---

**BBON1018E** Server *server* is not active. Naming and life cycle registration cannot continue.

**Explanation:** While activating a conversation, WebSphere for z/OS discovered that the indicated server is not active. The server went down after having been recycled as part of the activate process.

**User Response:** Try starting the server and performing the activate again.

---

**BBON1019E** Binding in name space failed for home *home* on server *server*.

**Explanation:** During activation of a conversation, binding in a name space for the indicated home was unsuccessful.

**User Response:** Follow your local procedures for contacting IBM for support.

---

**BBON1020E** Unbinding in name space failed for home *home* on server *server*.

**Explanation:** During activation of a conversation, unbinding of the indicated home was unsuccessful.

**User Response:** Follow your local procedures for contacting IBM for support.

---

**BBON1021E** An object could not be created for home *home* on server *server*.

**Explanation:** During activation of a conversation, the Systems Management Server was unable to create an object for the indicated home.

**User Response:** Follow your local procedures for contacting IBM for support.

---

**BBON1022E** Create of an admin object using class name *class-name* failed.

**Explanation:** The Systems Management Server was unable to create an admin object using the indicated class name.

---

**BBON1023E** Unable to create object for the Systems Management server instance *server-instance* on server *server*.

**Explanation:** The Systems Management Server attempted to create an object for the indicated server instance, but the attempt was unsuccessful. The server instance is not added to the tree.

**User Response:** Follow your local procedure for contacting IBM for support.

---

**BBON1024E** Attempt to register server *server* as an OTS Transaction Factory failed.

**Explanation:** The Systems Management Server attempted to register the indicated server as an OTS transaction factory, but was unsuccessful. The server is not registered.

---

**BBON1025E** Attempt to unregister server *server* as an OTS Transaction Factory failed.

**Explanation:** The Systems Management Server attempted to unregister the indicated server as an OTS transaction factory, but was unsuccessful. The server is still registered as an OTS transaction factory.

---

**BBON1026E** Database error occurred adding home *home* for server *server*.

**Explanation:** The Systems Management Server encountered an error with the DB2 database while attempting to add the indicated home for the indicated server. The home is not added.

**User Response:** Follow your local procedure for contacting IBM for support.

---

## Messages — GUI (BBONxxxx)

---

**BBON1027E Database error occurred updating home *home* for server *server*.**

**Explanation:** The Systems Management Server encountered an error with the DB2 database while attempting to update the indicated home for the indicated server. The home is not updated.

**User Response:** Follow your local procedure for contacting IBM for support.

---

**BBON1028E Database error occurred removing home *home* for server *server*.**

**Explanation:** The Systems Management Server encountered an error with the DB2 database while attempting to remove the indicated home for the indicated server. The home is not removed.

**User Response:** Follow your local procedure for contacting IBM for support.

---

**BBON1029E Attempt to register server *server* as a server specific factory finder failed.**

**Explanation:** The Systems Management Server encountered an error while attempting to register the indicated server as a server-specific factory finder. The server is not registered.

**User Response:** Follow your local procedure for contacting IBM for support.

---

**BBON1030E Attempt to unregister server *server* as a server specific factory finder failed.**

**Explanation:** The Systems Management Server encountered an error while attempting to undo the registration of the indicated server as a server-specific factory finder. The registration remains in effect.

**User Response:** Follow your local procedure for contacting IBM for support.

---

**BBON1031E The LRM *lrm* has no instance for system *system*. This system has server instances on which container *container* runs.**

**Explanation:** Validation of the model has discovered that the model is missing a required LRM instance. The LRM instance is for the indicated LRM and system. An LRM connection connects this LRM to the indicated container. Each of the LRMs connected to that container must have an LRM instance for each system with a server instance on which the container runs.

**User Response:** Add an LRM instance for the indicated LRM and system.

---

**BBON1032E Server *server* has no valid server instance.**

**Explanation:** Validation of the conversation has found that the indicated server does not have a valid server instance. Each server must have at least one server instance.

**User Response:** Add a server instance for the server.

---

**BBON1033E Unable to delete administrator.**

**Explanation:** An attempt to delete an administrator was unsuccessful.

**User Response:** Follow your local procedure for contacting IBM for support.

---

**BBON1034E Unable to create administrator.**

**Explanation:** An attempt to create an administrator was unsuccessful.

**User Response:** Follow your local procedure for contacting IBM for support.

---

**BBON1035E The current administrator *administrator* cannot be deleted.**

**Explanation:** An attempt to delete the indicated administrator was unsuccessful, because the user is logged into the application with that administrator ID. You cannot delete the administrator ID that you are currently using. To delete that administrator, log off and then log in with a different administrator ID.

---

---

**BBON1036E The default administrator *administrator* cannot be deleted.**

**Explanation:** An attempt to delete the indicated administrator was unsuccessful, because that is the default administrator. You cannot delete the default administrator. The default administrator is defined with the SM\_DEFAULT\_ADMIN environment variable.

**User Response:** See *WebSphere Application Server V4.0.1 for z/OS and OS/390: Installation and Customization*, GA22-7834 for more information.

---

**BBON1037E Attempt to register home for server to Life Cycle failed.**

**Explanation:** An error occurred while trying to register home to the Life Cycle service. This can happen for the following reasons:

- the Life Cycle service is not working properly,
- the home was already registered, or
- the administrator user ID does not have the required authority to use Life Cycle services.

**User Response:** A common cause for this problem is that the application classes or dlls for the home to be registered are not found. Make sure that CLASSPATH is set correctly or the application dlls are accessible for the application server.

Check error logs, job logs, and the console on the server for more details.

---

**BBON1038E Attempt to unregister home for server from Life Cycle failed.**

**Explanation:** An error occurred while trying to unregister home to the Life Cycle service. This can happen for the following reasons:

- the Life Cycle service is not working properly,
- the home is not registered, or
- the administrator user ID does not have the required authority to use Life Cycle services.

**User Response:** Check error logs, job logs, and the console on the server for more details.

---

**BBON1039E An attempt to start the server instance *server instance name* for server *server name* has failed.**

**User Response:** Check console output, error log, trace and job log. Re-attempt procedure.

---

**BBON1040E An attempt to stop the server instance *server instance name* for server *server name* has failed.**

**User Response:** Check console output, error log, trace and job log. Re-attempt procedure.

---

**BBON1041E An attempt to cancel the server instance *server instance name* for server *server name* has failed.**

**User Response:** Check console output, error log, trace and job log. Re-attempt procedure.

---

**BBON1042E An attempt to cancel with no restart the server instance *server instance name* for server *server name* has failed.**

**User Response:** Check console output, error log, trace and job log. Re-attempt procedure.

---

**BBON1043E An attempt to issue a dump for server instance *server instance name* on server *server name* has failed.**

**User Response:** Check console output, error log, trace and job log.

---

**BBON1044E Attempt to register default query evaluator for server failed.**

**Explanation:** An error occurred while trying to register the default query evaluator to the Naming service. This can happen for the following reasons:

- the Naming service is not working properly,
- the query evaluator was already registered,

## Messages — GUI (BBONxxxx)

- the administrator user ID does not have the required authority to use Naming services, or
- the server is not properly defined to WLM.

**User Response:** Check error logs, job logs, and the console on the server for more details.

For more information, refer to *WebSphere Application Server V4.0.1 for z/OS and OS/390: Installation and Customization*, GA22-7834.

---

### **BBON1045E Attempt to unregister default query evaluator for server failed.**

**Explanation:** An error occurred while trying to unregister the default query evaluator to the Naming service. This can happen for the following reasons:

- the Naming service is not working properly,
- the query evaluator is not registered, or
- the administrator user ID does not have the required authority to use Naming services.

**User Response:** Check error logs, job logs, and the console on the server for more details.

---

### **BBON1046E LRM is a not yet supported type.**

**User Response:** Delete the LRM.

---

### **BBON1047E Target home *target home name* from relationship *relationship name* from home identifier is not found on *server name* of server being checked.**

**Explanation:** A home identifier draws a relationship between two homes. A home identifier is described by the home identifier name and the relationship name.

**User Response:** Import the application that contains the missing homes. The home identifier is added by the import procedure.

---

### **BBON1048E Source home *source home name* from relationship *relationship name* from home identifier is not found on *server name* of server being checked.**

**Explanation:** A home identifier draws a relationship between two homes. A home identifier is described by the home identifier name and the relationship name.

**User Response:** Import the application that contains the missing homes. The home identifier is added by the import procedure.

---

### **BBON1049E A previous version of the home *home name* could not be found.**

**Explanation:** A previous version of the home is required to unregister the home from Life Cycle in order to register the new version of the home. In case a home is changed by DDL import, the home needs to be reregistered to naming and life cycle. In order to register again, the home needs to be signed out first. To sign out, the previous version of the home is required. This version can be obtained from the former active conversation.

**User Response:** Delete the application family worked on, activate the conversation, then import the DDL that changed the home. The changed home will become a new home.

---

### **BBON1050E The following homes are related to container *container name*. The container cannot be deleted.**

**Explanation:** The container to be deleted still contains homes. A container with homes cannot be deleted.

**User Response:** To delete the homes, delete first the application family that introduced the homes. The present message is followed by the error message BBON1051E with a list of the homes in the container.

---

### **BBON1051E Home name.**

**Explanation:** The container could not be deleted.

**User Response:** For further information see error messages BBON1050E and BBON1051E in the message log.

---

---

**BBON1052E Delete failed for container** *container name*.

**Explanation:** The container could not be deleted.

**User Response:** For further information see error messages BBON1050E and BBON1051E in the message log.

---

**BBON1053E Base conversation of conversation** *conversation-name* **is not the current active conversation.**

**Explanation:** The conversation is not based on the current active conversation. Only a copy of the active conversation can be committed or activated.

---

**BBON1054E Conversation is not active. Prepare for cold start can be performed only for an active conversation.**

**Explanation:** For more information, refer to *WebSphere Application Server V4.0.1 for z/OS and OS/390: System Management User Interface, SA22-7838*.

---

**BBON1055E Unable to find administrator** *administrator-name*.

**Explanation:** Internal information about administrator *administrator-name* was not found. Your database may be corrupt.

**User Response:** Follow your local procedure for contacting IBM for support or re-bootstrap your system.

---

**BBON1056E Unable to find level** *level*.

**Explanation:** Internal information about level *level* was not found. Your database may be corrupt.

**User Response:** Follow your local procedure for contacting IBM for support or re-bootstrap your system.

---

**BBON1057E** *Trace*

**Explanation:** An internal resolve pointer failed; your database may be corrupt.

**User Response:** Follow your local procedure for contacting IBM for support.

---

**BBON1058E** *Trace*

**Explanation:** An internal sequence is empty; your database may be corrupt.

**User Response:** Follow your local procedure for contacting IBM for support.

---

**BBON1059E** *Trace*

**Explanation:** An internal sequence is not available; your database may be corrupt.

**User Response:** Follow your local procedure for contacting IBM for support.

---

**BBON1060E Required function call attribute** *attribute-name* **is missing.**

**Explanation:** An internal processing error occurred.

**User Response:** Follow your local procedure for contacting IBM for support.

---

**BBON1061E Unable to import configuration** *configuration from input file file-name*.

**Explanation:** An import of the configuration from the specified XML input file failed.

**User Response:** Please check the accompanying messages in the message log.

---



## Messages — GUI (BBONxxxx)

---

### **BBON1062E Unable to export configuration.**

**Explanation:** The **Prepare for cold start** action failed.

**User Response:** Make sure that sufficient disk space is available on directory

*CBCONFIG/Sysplex-name/conversations/DdateTtime*

where

- *CBCONFIG* is the path that was specified in the environment variable *CBCONFIG*. The default is */WebSphere390/CB390*
- *Sysplex-name* is the name of the sysplex
- *date* is the current date
- *time* is the current time.

Refer to the preceding messages in the message log.

If the problem persists, contact the IBM Support Center.

---

### **BBON1063E Unable to open output file *file-name* for exporting configuration *configuration*.**

**Explanation:** The preceding action **Prepare for cold start** or **Export server...** failed. The output file *file-name* could not be opened for write access.

**User Response:**

- In case of the **Prepare for cold start** action, check the write access rights for the file *CBCONFIG/Sysplex-name/conversations/DdateTtime/configuration.xml*  
where
    - *CBCONFIG* is the path that was specified in the environment variable *CBCONFIG*. The default is */WebSphere390/CB390*
    - *Sysplex-name* is the name of the sysplex
    - *date* is the current date
    - *time* is the current time.
  - In case of the **Export server...** action, check the write access rights for the output file on the host of the test system that you entered in the **Export server** dialog box.
- 

### **BBON1074E Opening of input file *file-name* failed.**

**Explanation:** Configuration data on the host cannot be read.

**User Response:** Please check the access rights of the referenced file on the host.

---

### **BBON1075E Creation of output file *file-name* failed.**

**Explanation:** Configuration data on the host cannot be written.

**User Response:** Please check the access rights of the referenced file and the amount of free memory space on the host.

---

### **BBON1076E Directory *directory-name* not found.**

**Explanation:** Configuration data cannot be written to the host, because the target directory does not exist.

**User Response:** Create the referenced directory on the host.

---



---

**BBON1077E** Creation of directory *directory-name* failed.

**Explanation:** Configuration data cannot be written to the host, because the target directory cannot be created.

**User Response:** Please check the access rights on the host.

---

**BBON1079E** Unable to warm start WebSphere server *server-name*.

**Explanation:** Some WebSphere for z/OS servers, namely DAEMON and Systems Management, cannot be warm started using the Operations application on the workstation.

**User Response:** Restart the instances of these servers using the commands:

- stop *daemon-procedure-name*
  - start *daemon-procedure-name*, parms='-ORBSrvname *daemon-server-instance-name* -ORBCBI WARM'
- 

**BBON1080E** Attempt to stop server instance *server-instance-name* for server *server-name* has been timed out.

**Explanation:** The server instance did not stop in a reasonable space of time. The **Warm start** action has been terminated for this server.

**User Response:** Retry the warm start when there is less load on the system and/or server. Then refresh the Operations window and execute the action **Warm start** for each server instance of the server which is in the state "ready for warm start". This state is indicated by a green dot in the upper right edge of the server instance.

---

**BBON1081E** Server *server-name* is not ready for warm start.

**Explanation:** The **warm start** action is only possible for servers in the state "ready for warm start", which is indicated by a green dot in the upper right edge of the server. For more information, refer to *WebSphere Application Server V4.0.1 for z/OS and OS/390: System Management User Interface*, SA22-7838.

---

**BBON1082E** Attempt to stop server instance *server-instance-name* for server *server-name* has been timed out.

**Explanation:** The server instance did not start in a reasonable space of time. The **Warm start** action has been terminated for this server.

**User Response:** Retry the warm start when there is less load on the system and/or server. Then refresh the Operations window and execute the action **Warm start** for each server instance of the server which is in the state "ready for warm start". This state is indicated by a green dot in the upper right edge of the server instance.

---

**BBON1084E** The server configuration file *file-name* could not be opened.

**Explanation:** The **Import server...** action failed.

**User Response:** Check whether one of the following conditions applies:

- The file does not exist. Check whether you typed the correct path and file name, beginning with a "/".
  - The file or path permissions do not allow an access to the file for the System Management Server.
  - The file's HFS file system has not been mounted.
- 

**BBON1085E** XML element *name* could not be found in file *file-name*.

**Explanation:** The **Import server..** action failed, because the file that was created during **Export server..** is corrupt.

**User Response:** Delete the file, then export the server again to recreate the file. Do not modify the file manually!

If the problem persists, contact the IBM Support Center.

---

**BBON1086E** Server *server-name* was not found in file *file-name*.

**Explanation:** The **Import server..** action failed, because the file that was created during **Export server..** is corrupt.

**User Response:** Delete the file, then export the server again to recreate the file. Do not modify the file manually!

If the problem persists, contact the IBM Support Center.

## Messages — GUI (BBONxxxx)

---

### **BBON1087E Initialization of the XML utility environment failed.**

**Explanation:** The **Import server..** action failed, because the importer failed to initialize the XML utility environment.

**User Response:** Please consult your administrator to make sure that:

- the environment variable ICU\_DATA is set correctly for the System Management server region
- the ICU converter files are installed
- the System Management server region has sufficient access authority to the ICU converter files

If the problem persists, contact the IBM Support Center.

---

### **BBON1088E The XML parser detected errors in the server configuration file *file-name*.**

**Explanation:** The **Import server..** action failed, because the file that was created during **Export server..** is corrupt.

**User Response:** Do not modify this XML file manually! If you did so, delete the file, then export the server again to recreate the XML file.

For further information about the detected XML errors, refer to sysprint of the System Management Server Region of the z/OS or OS/390.

If the problem persists, contact the IBM Support Center.

---

### **BBON1089E The creation of an SM configuration object failed because this object has already been defined.**

**Explanation:** The **Import server..** action failed, because the file that was created during **Export server..** is corrupt.

**User Response:** Do not modify this XML file manually! If you did so, delete the file, then export the server again to recreate the XML file.

If the problem persists, contact the IBM Support Center. For further information, refer to sysprint of the System Management Server Region of the z/OS system.

---

### **BBON1090E An SM configuration object could not be created for any reason.**

**Explanation:** The **Import server..** action failed.

**User Response:** Do not modify the XML file that is created during **Export server..** manually! If you did so, delete the file, then export the server again to recreate the XML file.

If the problem persists, contact the IBM Support Center. For further information, refer to sysprint of the System Management Server Region of the z/OS system. The problem might exist because of a specific setup, e.g. a full database.

---

### **BBON1091E An SM object referred by another object could not be found.**

**Explanation:** The **Import server..** action failed.

**User Response:** Do not modify the XML file that is created during **Export server..** manually! If you did so, delete the file, then export the server again to recreate the XML file.

If the problem persists, contact the IBM Support Center. For further information, refer to sysprint of the System Management Server Region of the z/OS system.

---

### **BBON1092E An internal error occurred while importing server *server-name*.**

**Explanation:** The **Import server..** action failed.

**User Response:** Do not modify the XML file that is created during **Export server..** manually! If you did so, delete the file, then export the server again to recreate the XML file.

If the problem persists, contact the IBM Support Center. For further information, refer to sysprint of the System Management Server Region of the z/OS system.

---

---

**BBON1093E** Environment variable *name* must not be changed for sysplex/server/server-instance *name*.

**Explanation:** The referenced environment variable either

- is not allowed to be changed or
- can be modified only on a higher level:
  - for a server instance, it might be possible to modify this environment variable on the appropriate server or sysplex;
  - for a server, it might be possible to modify this environment variable on the appropriate sysplex.

---

**BBON1094E** Could not create backup directory *directory-name*.

**Explanation:** During "prepare for cold start", WebSphere for z/OS tries to backup previous configuration files into a backup subdirectory. The attempt to create the directory was not successful. The **Prepare for cold start** action was not executed.

**User Response:**

1. Check up your HFS setup and directory structure on
  - insufficient write access,
  - HFS space restrictions, or
  - limitations for the number of subdirectories

for the path

*CBCONFIG/Sysplex-name/conversations/*

where

- *CBCONFIG* is the path that was specified in the environment variable *CBCONFIG*. The default is */WebSphere390/CB390*
- *Sysplex-name* is the name of the sysplex.

Further information can be found in the *Unix System Services Command Reference* description for the *mkdir* command.

2. Restart the action **Prepare for cold start**.

---

**BBON1095E** Could not backup *configuration-filename* to *backup-filename*.

**Explanation:** During "prepare for cold start", WebSphere for z/OS tries to backup previous configuration files into a backup subdirectory. The attempt to move the configuration files to the backup subdirectory was not successful. The **Prepare for cold start** action was not executed.

**User Response:**

1. Check up your HFS setup and directory structure on
  - insufficient write access, or
  - HFS space restrictions

for the path

*CBCONFIG/Sysplex-name/conversations/DdateTtime*

where

- *CBCONFIG* is the path that was specified in the environment variable *CBCONFIG*. The default is */WebSphere390/CB390*
- *Sysplex-name* is the name of the sysplex
- *date* is the current date stamp
- *time* is the current time stamp

Check if the file *CBCONFIG/Sysplex-name/conversations/DdateTtime/configuration.xml* is write accessible.

## Messages — GUI (BBONxxxx)

Check if the path *CBCONFIG/Sysplex-name/resources/templates* has read access, if it exists.

Further information can be found in the *Unix System Services Command Reference* description for the *mv* command.

2. Restart the action **prepare for cold start**.

---

**BBON1096E Logical Resource Mapping overwrite rejected for *LogicalResourceMapping-name*.**

**Explanation:** During the **Import server..** action, a new server was defined to the conversation. The server is connected to LRMs that already exist in this conversation. Some properties of the LRM that is referenced differ from the existing properties in this conversation. The following lists in the message log display these LRM properties.

**User Response:** Check which properties should be defined in this conversation.

---

**BBON1097I LRM settings found are:**

**Explanation:** The LRM properties in the following list correspond to the properties of the LRM that is already defined to this conversation and need not be changed. Refer to the messages BBON1099I, BBON1100I, BBON1101I, or BBON1102I in the message log to get to know the values of these properties.

---

**BBON1098I LRM settings which were not imported are:**

**Explanation:** The LRM properties in the list below differ from the properties of the LRM that is already defined to this conversation. They were not changed by the import of the server. Refer to the messages BBON1099I, BBON1100I, BBON1101I, or BBON1102I in the message log to get to know the values of these properties.

**User Response:** You can either change the properties on your test system and rerun the **Export/Import server..** actions with the adjusted properties after testing them, which is recommended, or change the LRM properties on your production system.

---

**BBON1099I Admin object class name = *name*.**

**Explanation:** This property of a logical resource mapping is part of a list of properties which perhaps have to be checked after a server has been imported to a conversation.

---

**BBON1100I Admin object DLL name = *name*.**

**Explanation:** This property of a logical resource mapping is part of a list of properties which perhaps have to be checked after a server has been imported to a conversation.

---

**BBON1101I Admin object class create function = *name*.**

**Explanation:** This property of a logical resource mapping is part of a list of properties which perhaps have to be checked after a server has been imported to a conversation.

---

**BBON1102I LRM subsystem type = *type*.**

**Explanation:** This property of a logical resource mapping is part of a list of properties which perhaps have to be checked after a server has been imported to a conversation.

---

**BBON1103I LRM subsystems are correctly set up.**

**Explanation:** During **Import server..**, a new server was created which references LRMs (logical resource mappings) with LRM connections. The referenced LRMs were either created or correspond to existing LRMs in this conversation.

---

**BBON1104E Could not move *source-file* to *destination-file*.**

**Explanation:** The **Prepare for cold start** action or **Activate** action failed, because one of the configuration data files could not be moved.

**User Response:** Make sure that the files in the following paths allow write access:

- "*CBCONFIG/Sysplex\_name/conversations/current*" and

- "*CBCONFIG/controlinfo/envfile/Sysplex\_name/ServerInstance\_name*", where
  - *CBCONFIG* is the path that you specified in the environment variable *CBCONFIG*. The default for *CBCONFIG* is */WebSphere390/CB390*
  - *Sysplex\_name* is the name of any sysplex
  - *ServerInstance\_name* is the name of any server instance that belongs to the sysplex

---

**BBON1105I Activate phase 1 for new Systems Management application on server *server-name* is complete. Recycle CB on all systems, reconnect with the SM Administration EUI, and start Activate again!**

**Explanation:** The first phase of installing the Scripting API on the Systems Management Server has completed successfully.

**User Response:**

1. Close the Administration application
2. Shut down WebSphere for z/OS on the Systems Management Server:
  - a. Cancel the Daemon
  - b. Make sure that all processes have ended
3. Start the Daemon again.
4. Restart the Administration application
5. Activate the conversation again to start the second phase of installing the Scripting API.
6. You know you are done when the following message appears in the status bar:  
BBON0449I Conversation "SM Scripting API" was activated.

For more information, refer to *WebSphere Application Server V4.0.1 for z/OS and OS/390: System Management Scripting API*, SA22-7839, *WebSphere Application Server V4.0.1 for z/OS and OS/390: System Management Scripting API*, SA22-7839.

---

**BBON1108E Attempt to insert or update naming registration entry for server *server-name* has failed. It is required to register the server in naming during server startup.**

**Explanation:** The activation of the conversation failed.

**User Response:** To exclude problems in the System Management database, check the SYSPRINT of the System Management server region that processed the activation of the conversation for SQL errors.

If the problem persists, follow your local procedure for contacting IBM for support.

---

**BBON1109E Attempt to insert or update naming registration entry for home *home-name* has failed. It is required to register the home in naming during server startup.**

**Explanation:** The activation of the conversation failed.

**User Response:** To exclude problems in the System Management database, check the SYSPRINT of the System Management server region that processed the activation of conversation for SQL errors.

If the problem persists, follow your local procedure for contacting IBM for support.

---

**BBON1110E Attempt to insert or update naming registration entry for J2EE component *component-name* has failed. It is required to register the J2EE component in JNDI during server startup.**

**Explanation:** The activation of the conversation failed.

**User Response:** To exclude problems in the System Management database, check the SYSPRINT of the System Management server region that processed the activation of the conversation for SQL errors.

If the problem persists, follow your local procedure for contacting IBM for support.

---

## Messages — GUI (BBONxxxx)

---

**BBON1111E** HFS access failed, reason: *reason-text*.

**Explanation:** A file system access error occurred. The reason shown in the message provides some more detail. In most cases, this is a setup or permission problem in the USS file system.

**User Response:** Check the disk space and the access rights of the appropriate files for your user ID.

---

**BBON1112E** J2EE resource *J2EE resource-name* cannot be deleted because at least one component is still associated.

**Explanation:** J2EE resources cannot be deleted as long as they are associated with J2EE components.

**User Response:** Delete the associated J2EE components before deleting the associated J2EE resource.

---

**BBON1113E** Unable to obtain administrator export directory from server.

**Explanation:** The WebSphere Administration application was not able to determine or create a default directory on the host for this administrator, that could be used for processing the **Export server..** action. Therefore the user is required to enter a fully qualified path name when performing an **Export server..** action. No default will be suggested in the input field of the according dialog.

**User Response:** A common cause for this problem are insufficient or incorrect access rights in the WebSphere Configuration directory tree on the host, specified by the CBCONFIG environment variable. Please check the error logs and console messages on the host system for any error indication.

---

**BBON1114E** Unable to obtain administrator working directory from server.

**Explanation:** The WebSphere Administration application was not able to determine or create a temporary directory on the host for this administrator, that could be used for storing J2EE application ear files via FTP when processing the **Install J2EE Application..** action. The intended temporary directory for an administrator is `$(CBCONFIG)/sysplex_name/temp/administrator_name`, where CBCONFIG stands for the base WebSphere Configuration directory as specified through the CBCONFIG environment variable. By default a temporary directory of `/tmp` will be used for upload ear files to the host during installation of J2EE application.

**User Response:** A common cause for this problem are insufficient or incorrect access rights in the WebSphere Configuration directory tree on the host. Please check the error logs and console messages on the host system for any error indication.

---

**BBON1115E** A previous version of J2EE component *component-name* could not be found. It is required to unregister the J2EE component from JNDI in order to register the new version of the J2EE component.

**Explanation:** The former version of J2EE component *component-name* cannot be obtained from the System Management database.

**User Response:** To make available this version,

1. Add a new conversation
  2. Delete the respective J2EE application
  3. Activate the conversation
  4. Add a conversation, again
  5. Install the respective J2EE application to the J2EE server, again
- 

**BBON1116E** Naming deregistration for deleted server *server-name* failed.

**Explanation:** The activation of the conversation failed because the deleted server *server-name* could not be deregistered from naming.

**User Response:** To exclude problems in the System Management database, check the SYSPRINT of the System Management server region that processed the activation of the conversation for SQL errors.

If the problem persists, follow your local procedure for contacting IBM for support.

---



---

**BBON1117E** Server naming registration entry for server *server-name* not found. It is required to register and deregister the server in naming.

**Explanation:** The activation of the conversation failed because essential data for the added, modified or deleted server *server-name* could not be obtained.

**User Response:** To exclude problems in the System Management database, check the SYSPRINT of the System Management server region that processed the activation of the conversation for SQL errors.

If the problem persists, follow your local procedure for contacting IBM for support.

---

**BBON1118E** Attempt to create Life Cycle factory for naming registration failed.

**Explanation:** An error occurred while trying to register a home to the Life Cycle service.

**User Response:** Check whether

- the Life Cycle service is working properly
- the administrator user ID has the required authority to use Life Cycle services

To exclude problems in the System Management database, check the SYSPRINT of the System Management control and server regions for SQL errors.

If the problem persists, follow your local procedure for contacting IBM for support.

---

**BBON1119E** Attempt to create server management object for server *server-name* failed.

**Explanation:** The activation of the conversation failed.

System Management failed to create a server management object for a server during naming registration. This object is required to construct homes for J2EE components to be registered.

**User Response:** Follow your local procedures for contacting IBM for support.

---

**BBON1120E** Attempt to create home for J2EE component *J2EEapplication-name/ J2EEmodule-name/ J2EEcomponent-name* failed.

**Explanation:** A home object for the indicated J2EE component could not be created.

**User Response:** To exclude problems in the application server database, check the SYSPRINT of the application server control and server regions for SQL errors.

If the problem persists, follow your local procedure for contacting IBM for support.

---

**BBON1121E** Attempt to register home for J2EE component *J2EEapplication-name/ J2EEmodule-name/ J2EEcomponent-name* in JNDI failed.

**Explanation:** The activation of the conversation failed, because the registration or deregistration of the home for J2EE component *J2EEapplication-name/ J2EEmodule-name/ J2EEcomponent-name* in JNDI did not succeed.

**User Response:** Follow your local procedures for contacting IBM for support.

---

**BBON1122E** Write to HFS failed for file *filename*.

**Explanation:** The file *filename* could not be written to HFS on the host system.

**User Response:** The filesystem may have run out of space, or the System Management Server process does not have the right to access this file. See also the RAS error log and System Management sysprint for more details on the nature of this problem.

---

## Messages — GUI (BBONxxxx)

---

**BBON1123E** The name of the export file could not be assembled.

**Explanation:** This is an internal coding problem.

**User Response:** Please contact IBM for support.

---

**BBON1124E** The creation of the symbolic link *filename* failed.

**Explanation:** The symbolic link indicated by *filename* could not be created in the HFS of the host system.

**User Response:** The filesystem may have run out of space, or the System Management Server process does not have the right to access this file. See also the RAS error log and System Management sysprint for more details on the nature of this problem.

---

**BBON1125E** The removal of the symbolic link *filename* failed.

**Explanation:** The symbolic link indicated by *filename* could not be removed in the HFS of the host system.

**User Response:** The System Management Server process may not have the right to access this file. See also the RAS error log and System Management sysprint for more details on the nature of this problem.

---

**BBON1126E** An invalid directory name *pathname* was specified.

**Explanation:** The directory name that was entered through the User Interface for the task that is currently being processed is not valid.

**User Response:** Please enter the name of a valid directory.

---

**BBON1127E** The J2EEClasspathComposer object was used without having been initialized. Please contact your IBM representative.

**User Response:** Follow your local procedures for contacting IBM for support.

---

**BBON1128E** The length of the CLASSPATH environment variable exceeds its maximum size of *number* characters.

**Explanation:** While creating the environment files, it was noticed that the CLASSPATH variable exceeds its maximum size.

- If necessary, the System Management server adds some entries to the CLASSPATH variable. So even if its value has been below the maximum size in the initial environment file or in the settings entered in the Administration EUI, it might have grown automatically.

**User Response:** Reduce the size of the initial CLASSPATH value by removing unnecessary entries or by using shorter absolute path names (e.g., by creating abbreviated links to directories or files instead of using the original path names). It is not possible to use variables within the value of the CLASSPATH variable itself.

---

**BBON1129E** The J2EE Resource *J2EE-Resource-name* has no instance for system *system-name*. This system has server instances on which component *component-name* from application *application-name* runs.

**Explanation:**

**User Response:** Create a J2EE resource instance for *J2EE-Resource-name* on system *system-name* to support the server instances on this system.

---

**BBON1130E** Unable to open J2EE Resource template file *file-name*.

**Explanation:**

**User Response:** Check the access rights for all components of the path *file-name*.

---



---

**BBON1131E XML initialization failed, reason: *reason-code*.**

**Explanation:** The initialization of the XML4C package failed.

**User Response:** Check the message log and the *reason-code* for details.

---

**BBON1132E XML is invalid for J2EE Resource template *file-name*.**

**Explanation:** The XML file is not valid.

**User Response:** Check the syntax of the template file *file-name* or contact your template provider.

---

**BBON1133E The resource ID name *name* in XML does not match datasource template filename *file-name*.**

**Explanation:** The resource ID in the template XML file is not valid.

**User Response:** Rename the datasource template filename to the resource ID name *name*.

---

**BBON1134E Memory allocation in function *function-name* failed (*number bytes*).**

**Explanation:** The server region tried to dynamically allocate the specified number of bytes of memory, and the allocation request failed.

**User Response:** Make available more memory to the server region.

---

**BBON1135E The cleanup of the HFS directory *pathname* was not successful.**

**Explanation:** The specified HFS directory on the host system could not be deleted.

**User Response:** It might be still in use, or the System Management Server process does not have the required access right to delete. Retry the task that you were about to execute. If the problem persists please check the RAS error log and System Management sysprint for more details on the nature of this problem.

---

**BBON1136E The cleanup of file or directory *filename\_or\_pathname* was not successful.**

**Explanation:** The specified HFS file or directory on the host system could not be deleted.

**User Response:** It might be still in use, or the System Management Server process does not have the required access right to delete. Retry the task that you were about to execute. If the problem persists please check the RAS error log and System Management sysprint for more details on the nature of this problem.

---

**BBON1137E Create working directory *directory-name* for server *server-name* failed.**

**Explanation:** While adding the J2EE server *server-name* to the conversation, the creation of a working directory for this server failed.

Each J2EE server needs a working directory for the use of the Web Container, e.g. for just in time compiles etc. This directory is created when the server is added.

**User Response:** Check the SYSPRINT of the System Management server region and the console log for more information about the problem (the latter especially for RACF permission problems).

---

**BBON1138E Unable to open webcontainer file *file-name* for server *server-name*.**

**Explanation:** While adding the J2EE server *server-name* to the conversation, System Management failed to open file *file-name*.

Some EAR files are installed by System Management on each J2EE server. These EAR files are installed when the server is added. Which EAR files are installed is described in file *file-name* that is shipped with the product.

**User Response:** Check the SYSPRINT of the System Management server region and the console log for more information about the problem (the latter especially for RACF permission problems).

---

## Messages — GUI (BBONxxxx)

---

**BBON1139E Unable to find working conversation.**

**User Response:** Contact IBM for support.

---

**BBON1140E Unable to install webcontainer ear file *file-name* on server *server-name*.**

**Explanation:** While adding the J2EE server *server-name* to the conversation, System Management failed to install EAR file *file-name* on the J2EE server. (Some EAR files are automatically installed during the creation of a new J2EE server.)

**User Response:** Check the SYSPRINT of the System Management server region and the console log for more information about the problem (the latter especially for RACF permission problems).

---

**BBON1141I The following activation steps already succeeded:**

**Explanation:** The activation of a conversation failed but some changes might have already taken effect. This message will be followed by one or more of the messages BBON1142I, BBON1143I, BBON1144I or BBON1145I. They will indicate which steps towards a successful activation are already complete.

---

**BBON1142I Environment files for conversation *conversation-name* are successfully written.**

**Explanation:** The environment changes will take effect for every server that gets recycled or started from now on.

---

**BBON1143I Conversation *conversation-name* is now the active conversation.**

**Explanation:** The system considers the conversation as active even though the activation process was not completed.

---

**BBON1144I Homes successfully queued for registration.**

**Explanation:** The next time a server recycles or starts he will do the necessary home registration work.

---

**BBON1145I Servers recycled for conversation *conversation-name*.**

**Explanation:** All changes for conversation *conversation-name* are in effect now.

---

**BBON1146I Unlike requested the J2EE server *server-name* was imported without reinstalling J2EE applications. The server configuration did not specify any J2EE applications.**

**Explanation:** The **Import server..** action was successful. No J2EE applications were installed.

---

**BBON1147I As requested the J2EE server *server-name* was imported without reinstalling J2EE applications. Please check the message log for a listing of the number of omitted applications. In order to fully restore a server these applications need to be deployed again and reinstalled!**

**Explanation:** The J2EE server *server-name* was imported successfully.

**User Response:** If you want to install an omitted J2EE application on the J2EE server *server-name*, please check the message log for a list of omitted J2EE applications. Each omitted J2EE application is listed in the message using a BBON1148I message entry

---

**BBON1148I Importer omitted reinstalling following J2EE application on server *server-name*: J2EE application name: *J2EEapplication-name*, Archive file location on the server: *path-name*.**

**Explanation:** The J2EE server *server-name* was imported successfully. The listed J2EE application was part of the exported server configuration. As required by the administrator it was not reinstalled on the new J2EE server *server-name*.

**User Response:** If you want to reinstall an omitted J2EE application on the J2EE server *server-name*,

1. Transfer the J2EE application from the path that is specified in the message log to your local workstation
  2. Redeploy the J2EE application with your application assembly tool
-

3. Select the **Install J2EE application..** action from the pop-up menu of the J2EE server to reinstall the J2EE application

---

**BBON1149E Failed to copy file *source-file* to *destination-file*.**

**Explanation:** An error occurred while the system tried to copy file *source-file* to *destination-file*.

**User Response:** Check the file system and the message log for errors like missing access authority or lack of space on the target file system.

---

**BBON1150E Failed to move file *source-file* to *destination-file*.**

**Explanation:** An error occurred while the system tried to move file *source-file* to *destination-file*.

**User Response:** Check the file system and the message log for errors like missing access authority or lack of space on the target file system.

---

**BBON1151E Failed to remove file *filename*.**

**Explanation:** An error occurred while the system tried to remove file *filename*.

**User Response:** Check the file system and message log for errors like missing access authority.

---

**BBON1152E Unable to import J2EE server *server-name* as MOFW server.**

**Explanation:** The action **Import server...** was not successful.

**User Response:** Be sure to import J2EE servers to the J2EEServers folder only.

---

**BBON1153E Unable to import MOFW server *server-name* as J2EE server.**

**Explanation:** The action **Import server...** was not successful.

**User Response:** Be sure to import MOFW servers to the Servers folder only.

---

**BBON1154E Failed to bind a datasource object for location *location\_name* to name *name*.**

**Explanation:** The Systems Management Server created a datasource object for the location specified. The server attempted to bind this datasource object in the Java Naming and Directory Interface (JNDI) to the name specified, but failed.

**User Response:** The cause of the problem can vary. Check the LDAP error log, the Systems Management Server job log, and the server console for more details. The problem may appear in other logs. Especially look for JNDI or LDAP related exceptions in the Systems Management Server job log. If the problem persists, contact the IBM Software Support Center for assistance.

---

**BBON1155E Could not create subcontext *subcontext*.**

**Explanation:** The Systems Management Server attempted to create the specified subcontext in the Java Naming and Directory Interface (JNDI), but failed.

**User Response:** The cause of the problem can vary. Check the LDAP error log, the Systems Management Server job log, and the server console for more details. The problem may appear in other logs. Especially look for JNDI or LDAP related exceptions in the Systems Management Server job log. If the problem persists, contact the IBM Software Support Center for assistance.

---

**BBON1156E Creation of internal object failed: *object*.**

**Explanation:** The Systems Management Server failed to create an object of *name object* or *type object* due to an internal error.

**User Response:** Contact the IBM Support Center.

## Messages — GUI (BBONxxxx)

---

**BBON1158E** Failed to retrieve datasource location: *reason*.

**Explanation:** The Systems Management Server failed to retrieve the datasource location due to an internal error.

**User Response:** Contact the IBM Support Center.

---

**BBON1159E** Creation of a JNDI initial context object failed.

**Explanation:** The Systems Management Server failed to create an object of type *javax.naming.InitialContext*. The server needs the initial context to access the Java Naming and Directory Interface (JNDI). The object creation can fail due to missing or corrupted JNDI security settings.

**User Response:** Check the *java.naming.security.principal* and *java.naming.security.credentials* environment variables for correct values. Check the Systems Management Server job log for additional information. If the problem persists, contact the IBM Support Center.

---

**BBON1200E** EARFileProcessor error in task *task-name*.

**Explanation:** The **Install J2EE application..** action failed. An unrecoverable error during EAR file processing occurred.

**User Response:** Please contact IBM for support.

---

**BBON1201E** EARFileProcessor error while *task-name argument-name*.

**Explanation:** The **Install J2EE application..** action failed. An unrecoverable error during EAR file processing occurred.

**User Response:** Please contact IBM for support.

---

**BBON1202E** EAR file *file-name* in temporary transfer directory not found.

**Explanation:** The **Install J2EE application..** action failed. The EAR file *file-name* could not be found in the specified server side directory.

**User Response:** Check the disk space and the access rights on the server of the appropriate path for your user ID and retry deployment.

---

**BBON1203E** Error processing temporary EAR file *file-name*.

**Explanation:** The **Install J2EE application..** action failed. An unrecoverable error during EAR file processing occurred.

**User Response:** Please contact IBM for support.

---

**BBON1204E** Failure to create EAR file *file-name* in System Configuration Directory.

**Explanation:** The **Install J2EE application..** action failed. The system was unable to create a server side EAR file.

**User Response:** Make sure that

- the target file system provides enough capacity for the new EAR file and
  - you are authorized to access the referred HFS directory.
- 

**BBON1205E** Error processing system EAR file *file-name* in System Configuration Directory.

**Explanation:** The **Install J2EE application..** action failed. An unrecoverable error during EAR file processing occurred.

**User Response:** Please contact IBM for support.

---

---

**BBON1206E Failure to copy EAR file *file-name* to System Configuration Directory.**

**Explanation:** The **Install J2EE application..** action failed. The system was unable to copy the EAR file to the system installation directory.

**User Response:** Make sure the target file system provides enough capacity for the new EAR file.

---

**BBON1207E Unable to close system EAR file *file-name*.**

**Explanation:** The **Install J2EE application..** action failed. An unrecoverable error during EAR file processing occurred.

**User Response:** Please contact IBM for support.

---

**BBON1208E Binding information not found.**

**Explanation:** The **Install J2EE application..** action failed. The EJB deployment data is incomplete.

**User Response:** Check the JNDI names you delivered in the **Reference and Resource Resolution** window.

---

**BBON1209E Unable to unpack the file *file-name*.**

**Explanation:** WebSphere for z/OS has not been able to unpack file *file-name* since the file has been in an invalid format.

**User Response:** Please check whether the archive file or its contents is corrupt. Try to redeploy the file.

Contact IBM if the problem persists.

---

**BBON1210E Unable to delete *file-name*.**

**Explanation:** WebSphere for z/OS has not been able to delete file *file-name*.

**User Response:** Please check the job log and system log for further information on file system problems.

Contact IBM if necessary.

---

**BBON1211E Unable to find referenced resource *resource-name*.**

**Explanation:** WebSphere for z/OS has not been able to find the given resource *resource-name*.

**User Response:** Please check whether the current deployment information refers to valid resources.

Repeat the installation process through the SM EUI including the reference and resource resolution. Make sure that all resource references point to valid J2EE Resources.

---

**BBON1212E Unable to create system management object *object-name*.**

**User Response:** Please contact IBM for support.

---

**BBON1213E Found current transaction to be marked as rollback-only.**

**Explanation:** The current operation could not be processed since a previous operation had failed.

**User Response:** Please check the job log and system log for previous problems and errors.

---

**BBON1214E Failed to get a reference to the current transaction.**

**User Response:** Please contact IBM for support.

---

## Messages — GUI (BBONxxxx)

---

### **BBON1215E Unable to rename *file-name1* to *file-name2*.**

**User Response:** Please check your HFS file system for problems or errors. Refer to the job log and system log for previous problems and errors.

If this does not correct the problem, follow your local procedures for contacting IBM for support.

---

### **BBON2000I *Information-message***

**Explanation:** This general information message number displays information messages occurred during DDL import.

**User Response:** Check the output file and message log for more information about the generated messages.

---

### **BBON2010E *Error-message***

**Explanation:** This general error message number displays error messages occurred during DDL import. Check the output file and message log for more information about the generated messages.

The import action failed.

**User Response:** In case this message says Unable to create Map Expression the most likely reason for this error is, that there is a set of two DDL files (specific and non specific) that need to be imported for an application and they were imported in the wrong order. If you try to import a specific DDL without having imported the non specific DDL first you will get this error.

If the problem persists, contact the IBM Support Center.

---

### **BBON2020E Name of the application family is too long.**

**Explanation:** The import action failed.

**User Response:** Use Object Builder shorten the name to max. 234 characters conforming to the DDL keyword naming conventions.

If the problem persists, contact the IBM Support Center.

---

### **BBON2021E First character of application family name must be alphabetic.**

**Explanation:** The import action failed.

**User Response:** Use Object Builder to change the application configuration conforming to the DDL keyword naming conventions.

If the problem persists, contact the IBM Support Center.

---

### **BBON2022E Invalid character encountered in application family name.**

**Explanation:** The import action failed.

**User Response:** The first character must be a letter; the others may be letters, numbers, special or national characters (/ , ; @ , \_ , # , \$). Embedded blanks are not allowed. Use Object Builder to change the name conforming to the DDL keyword naming conventions.

If the problem persists, contact the IBM Support Center.

---

### **BBON2023E Application Family description is too long.**

**Explanation:** The import action failed.

**User Response:** Use Object Builder to shorten the description to max. 4096 characters conforming to the DDL keyword naming conventions.

If the problem persists, contact the IBM Support Center.

---

---

**BBON2030E Name of the application is too long.**

**Explanation:** The import action failed.

**User Response:** Use Object Builder to shorten the name to max. 234 characters conforming to the DDL keyword naming conventions.

If the problem persists, contact the IBM Support Center.

---

**BBON2031E First character of application name must be alphabetic.**

**Explanation:** The import action failed.

**User Response:** Use Object Builder to change the name conforming to the DDL keyword naming conventions.

If the problem persists, contact the IBM Support Center.

---

**BBON2032E Invalid character encountered in application name.**

**Explanation:** The import action failed.

**User Response:** The first character must be a letter; the others may be letters, numbers, special or national characters (/, :, @, \_, #, \$). Embedded blanks are allowed. Use Object Builder to change the name conforming to the DDL keyword naming conventions.

If the problem persists, contact the IBM Support Center.

---

**BBON2033E Application description is too long.**

**Explanation:** The import action failed.

**User Response:** Use Object Builder to shorten the description to max. 4096 characters conforming to the DDL keyword naming conventions.

If the problem persists, contact the IBM Support Center.

---

**BBON2040E Name of the home is too long.**

**Explanation:** The import action failed.

**User Response:** Use Object Builder to shorten the name to max.192 characters conforming to the DDL keyword naming conventions.

If the problem persists, contact the IBM Support Center.

---

**BBON2041E First character of home name must be alphabetic.**

**Explanation:** The import action failed.

**User Response:** Use Object Builder to change the name conforming to the DDL keyword naming conventions.

If the problem persists, contact the IBM Support Center.

---

**BBON2042E Invalid character encountered in home name.**

**Explanation:** The import action failed.

**User Response:** The first character must be a letter; the others may be letters, numbers, special or national characters (/, :, @, \_, #, \$). Use Object Builder to change the name conforming to the DDL keyword naming conventions.

If the problem persists, contact the IBM Support Center.

---



## Messages — GUI (BBONxxxx)

---

### **BBON2043E Home description is too long.**

**Explanation:** The import action failed.

**User Response:** Use Object Builder to shorten the description to max. 4096 characters conforming to the DDL keyword naming conventions.

If the problem persists, contact the IBM Support Center.

---

### **BBON2044E Name of the data object is too long.**

**Explanation:** The import action failed.

**User Response:** Use Object Builder to shorten the DataObject Class name to max. 234 characters conforming to the DDL keyword naming conventions.

If the problem persists, contact the IBM Support Center.

---

### **BBON2045E First character of data object name must be alphabetic.**

**Explanation:** The import action failed.

**User Response:** Use Object Builder to change the DataObject Class name conforming to the DDL keyword naming conventions.

If the problem persists, contact the IBM Support Center.

---

### **BBON2046E Invalid character encountered in data object name.**

**Explanation:** The import action failed.

**User Response:** The first character must be a letter; the others may be letters, numbers, special or national characters (/ , : , @ , \_ , # , \$). Use Object Builder to change the DataObject Class name conforming to the DDL keyword naming conventions.

If the problem persists, contact the IBM Support Center.

---

### **BBON2047E Name of the managed object is too long.**

**Explanation:** The import action failed.

**User Response:** Use Object Builder to shorten the name to max. 234 characters conforming to the DDL keyword naming conventions.

If the problem persists, contact the IBM Support Center.

---

### **BBON2048E First character of managed object name must be alphabetic.**

**Explanation:** The import action failed.

**User Response:** Use Object Builder to change the name conforming to the DDL keyword naming conventions.

If the problem persists, contact the IBM Support Center.

---

### **BBON2049E Invalid character encountered in managed object name.**

**Explanation:** The import action failed.

**User Response:** The first character must be a letter; the others may be letters, numbers, special or national characters (/ , : , @ , \_ , # , \$). Use Object Builder to change the name conforming to the DDL keyword naming conventions.

If the problem persists, contact the IBM Support Center.

---



---

**BBON2050E Name of the primary key object is too long.**

**Explanation:** The import action failed.

**User Response:** Use Object Builder to shorten the *primaryKeyClass* name of the ManagedObject Class Name to max. 234 characters conforming to the DDL keyword naming conventions.

If the problem persists, contact the IBM Support Center.

---

**BBON2051E First character of the primary key object name must be alphabetic.**

**Explanation:** The import action failed.

**User Response:** Use Object Builder to change the *primaryKeyClass* name of the ManagedObject Class Name conforming to the DDL keyword naming conventions.

If the problem persists, contact the IBM Support Center.

---

**BBON2052E Invalid character encountered in the primary key object name.**

**Explanation:** The import action failed.

**User Response:** Use Object Builder to change the *primaryKeyClass* name of the ManagedObject Class Name conforming to the DDL keyword naming conventions. The first character must be a letter; the others may be letters, numbers, special or national characters (/, :, @, -, #, \$).

If the problem persists, contact the IBM Support Center.

---

**BBON2053E Name of the copy helper object is too long.**

**Explanation:** The import action failed.

**User Response:** Use Object Builder to shorten the *interfaceName* of the ManagedObject Class Name to max. 230 characters conforming to the DDL keyword naming conventions.

If the problem persists, contact the IBM Support Center.

---

**BBON2054E First character of the copy helper object name must be alphabetic.**

**Explanation:** The import action failed.

**User Response:** Use Object Builder to change the *interfaceName* of the ManagedObject Class Name conforming to the DDL keyword naming conventions.

If the problem persists, contact the IBM Support Center.

---

**BBON2055E Invalid character encountered in the copy helper object name.**

**Explanation:** The import action failed.

**User Response:** Use Object Builder to change the *interfaceName* of the ManagedObject Class Name conforming to the DDL keyword naming conventions. The first character must be a letter; the others may be letters, numbers, special or national characters (/, :, @, -, #, \$).

If the problem persists, contact the IBM Support Center.

---

**BBON2056E Name of the home class name is too long.**

**Explanation:** The import action failed.

**User Response:** Use Object Builder to shorten *CollectsHome* of the Home Name to max. 242 characters conforming to the DDL keyword naming conventions.

If the problem persists, contact the IBM Support Center.

---

## Messages — GUI (BBONxxxx)

---

**BBON2057E First character of the home class name must be alphabetic.**

**Explanation:** The import action failed.

**User Response:** Use Object Builder to change *CollectsHome* of the Home Name conforming to the DDL keyword naming conventions.

If the problem persists, contact the IBM Support Center.

---

**BBON2058E Invalid character encountered in the home class name.**

**Explanation:** The import action failed.

**User Response:** Use Object Builder to change *CollectsHome* of the Home Name conforming to the DDL keyword naming conventions. The first character must be a letter; the others may be letters, numbers, special or national characters (/, :, @, -, #, \$).

If the problem persists, contact the IBM Support Center.

---

**BBON2059E Client type id is too long.**

**Explanation:** The import action failed.

**User Response:** Use Object Builder to shorten the *interfaceName* of the ManagedObject Class Name to max. 230 characters conforming to the DDL keyword naming conventions.

If the problem persists, contact the IBM Support Center.

---

**BBON2061E Visible in workgroup value is invalid.**

**Explanation:** The import action failed.

**User Response:** Use Object Builder to change *visibleInWorkGroupNameTree* of the Home Name conforming to the DDL keyword naming conventions. Its values may be "Y" or "N".

If the problem persists, contact the IBM Support Center.

---

**BBON2063E Visible in cell value is invalid.**

**Explanation:** The import action failed.

**User Response:** Use Object Builder to change *visibleInCellNameTree* of the Home Name conforming to the DDL keyword naming conventions. Its values may be "Y" or "N".

If the problem persists, contact the IBM Support Center.

---

**BBON2064E Name as Factory name is too long.**

**Explanation:** The import action failed.

**User Response:** Use Object Builder to shorten the name to max. 256 characters conforming to the DDL keyword naming conventions.

If the problem persists, contact the IBM Support Center.

---

**BBON2065E Invalid character encountered in the Name as Factory.**

**Explanation:** The import action failed.

**User Response:** The first character must be a letter; the others may be letters, numbers, special or national characters (/, :, @, -, #, \$). Use Object Builder to change the name conforming to the DDL keyword naming conventions.

If the problem persists, contact the IBM Support Center.

---

---

**BBON2066E Name as Home name is too long.**

**Explanation:** The import action failed.

**User Response:** Use Object Builder to shorten the name to max. 256 characters conforming to the DDL keyword naming conventions.

If the problem persists, contact the IBM Support Center.

---

**BBON2067E Invalid character encountered in the Name as Home.**

**Explanation:** The import action failed.

**User Response:** The first character must be a letter; the others may be letters, numbers, special or national characters (/ , : , @ , \_ , # , \$). Use Object Builder to change the name conforming to the DDL keyword naming conventions.

If the problem persists, contact the IBM Support Center.

---

**BBON2070E Container name is too long.**

**Explanation:** The import action failed.

**User Response:** Use Object Builder to shorten the name to max. 234 characters conforming to the DDL keyword naming conventions.

If the problem persists, contact the IBM Support Center.

---

**BBON2071E Invalid character encountered in the Container name.**

**Explanation:** The import action failed.

**User Response:** The first character must be a letter; the others may be letters, numbers, special or national characters (/ , : , @ , \_ , # , \$). Use Object Builder to change the name conforming to the DDL keyword naming conventions.

If the problem persists, contact the IBM Support Center.

---

**BBON2072E Container description is too long.**

**Explanation:** The import action failed.

**User Response:** Use Object Builder to shorten the description to max. 4096 characters conforming to the DDL keyword naming conventions.

If the problem persists, contact the IBM Support Center.

---

**BBON2073E First character of the container name must be alphabetic.**

**Explanation:** The import action failed.

**User Response:** Use Object Builder to change the name conforming to the DDL keyword naming conventions.

If the problem persists, contact the IBM Support Center.

---

**BBON2074E Existing application must not be imported into different application family on the same server.**

**Explanation:** The import action failed.

**User Response:** Either use Object Builder to change the name of the application, or import the application family into another server.

---

## Messages — GUI (BBONxxxx)

---

**BBON2080E Name of the managed object class is too long.**

**Explanation:** The import action failed.

**User Response:** Use Object Builder to shorten the name to max. 234 characters conforming to the DDL keyword naming conventions.

If the problem persists, contact the IBM Support Center.

---

**BBON2081E First character of the managed object class name must be alphabetic.**

**Explanation:** The import action failed.

**User Response:** Use Object Builder to change the name conforming to the DDL keyword naming conventions.

If the problem persists, contact the IBM Support Center.

---

**BBON2082E Invalid character encountered in the managed object class name.**

**Explanation:** The import action failed.

**User Response:** The first character must be a letter; the others may be letters, numbers, special or national characters (/ , ; @ , \_ # , \$). Use Object Builder to change the name conforming to the DDL keyword naming conventions.

If the problem persists, contact the IBM Support Center.

---

**BBON2083E Managed object description is too long.**

**Explanation:** The import action failed.

**User Response:** Use Object Builder to shorten the description to max. 4096 conforming to the DDL keyword naming conventions.

If the problem persists, contact the IBM Support Center.

---

**BBON2084E Name of the managed object create function is too long.**

**Explanation:** The import action failed.

**User Response:** Use Object Builder to shorten *homeMOCcreateFunctionName* of the ManagedObject Class Name to max. 256 characters conforming to the DDL keyword naming conventions.

If the problem persists, contact the IBM Support Center.

---

**BBON2085E First character of the managed object create function must be alphabetic.**

**Explanation:** The import action failed.

**User Response:** Use Object Builder to change *homeMOCcreateFunctionName* of the ManagedObject Class Name conforming to the DDL keyword naming conventions.

If the problem persists, contact the IBM Support Center.

---

**BBON2086E Invalid character encountered in the managed object create function.**

**Explanation:** The import action failed.

**User Response:** The first character must be a letter; the others may be letters, numbers, special or national characters (/ , ; @ , \_ # , \$). Use Object Builder to change *homeMOCcreateFunctionName* of the ManagedObject Class Name conforming to the DDL keyword naming conventions.

If the problem persists, contact the IBM Support Center.

---

---

**BBON2087E Name of the primary key class is too long.**

**Explanation:** The import action failed.

**User Response:** Use Object Builder to shorten the name to max. 234 characters conforming to the DDL keyword naming conventions.

If the problem persists, contact the IBM Support Center.

---

**BBON2088E First character of the primary key class name must be alphabetic.**

**Explanation:** The import action failed.

**User Response:** Use Object Builder to change the name conforming to the DDL keyword naming conventions.

If the problem persists, contact the IBM Support Center.

---

**BBON2089E Invalid character encountered in the primary key class name.**

**Explanation:** The import action failed.

**User Response:** The first character must be a letter; the others may be letters, numbers, special or national characters (/ , ; , @ , \_ , # , \$). Use Object Builder to change the name conforming to the DDL keyword naming conventions.

If the problem persists, contact the IBM Support Center.

---

**BBON2090E Name of the primary key class create function is too long.**

**Explanation:** The import action failed.

**User Response:** Use Object Builder to shorten the *keyCreateFunctionName* of the ManagedObject Class Name to max. 256 characters conforming to the DDL keyword naming conventions.

If the problem persists, contact the IBM Support Center.

---

**BBON2091E First character of the primary key class create function must be alphabetic.**

**Explanation:** The import action failed.

**User Response:** Use Object Builder to change the *keyCreateFunctionName* of the ManagedObject Class Name conforming to the DDL keyword naming conventions.

If the problem persists, contact the IBM Support Center.

---

**BBON2092E Invalid character encountered in the primary key class create function.**

**Explanation:** The import action failed.

**User Response:** Use Object Builder to change the *keyCreateFunctionName* of the ManagedObject Class Name conforming to the DDL keyword naming conventions. The first character must be a letter; the others may be letters, numbers, special or national characters (/ , ; , @ , \_ , # , \$).

If the problem persists, contact the IBM Support Center.

---

**BBON2093E Name of the copy helper class create function is too long.**

**Explanation:** The import action failed.

**User Response:** Use Object Builder to shorten the *copyHelperFunctionName* of the ManagedObject Class Name to max. 256 characters conforming to the DDL keyword naming conventions.

If the problem persists, contact the IBM Support Center.

---

## Messages — GUI (BBONxxxx)

---

**BBON2094E First character of the copy helper class create function must be alphabetic.**

**Explanation:** The import action failed.

**User Response:** Use Object Builder to change the *copyHelperFunctionName* of the ManagedObject Class Name conforming to the DDL keyword naming conventions.

If the problem persists, contact the IBM Support Center.

---

**BBON2095E Invalid character encountered in the copy helper class create function.**

**Explanation:** The import action failed.

**User Response:** Use Object Builder to change the *copyHelperFunctionName* of the ManagedObject Class Name conforming to the DDL keyword naming conventions. The first character must be a letter; the others may be letters, numbers, special or national characters (/ , ; , @ , \_ , # , \$).

If the problem persists, contact the IBM Support Center.

---

**BBON2096E Name of the managed object interface is too long.**

**Explanation:** The import action failed.

**User Response:** Use Object Builder to shorten the name to max. 230 characters conforming to the DDL keyword naming conventions.

If the problem persists, contact the IBM Support Center.

---

**BBON2097E First character of the managed object interface name must be alphabetic.**

**Explanation:** The import action failed.

**User Response:** Use Object Builder to change the name conforming to the DDL keyword naming conventions.

If the problem persists, contact the IBM Support Center.

---

**BBON2098E Invalid character encountered in the managed object interface name.**

**Explanation:** The import action failed.

**User Response:** The first character must be a letter; the others may be letters, numbers, special or national characters (/ , ; , @ , \_ , # , \$). Use Object Builder to change the name conforming to the DDL keyword naming conventions.

If the problem persists, contact the IBM Support Center.

---

**BBON2100E Name of the data object is too long.**

**Explanation:** The import action failed.

**User Response:** Use Object Builder to shorten the name to max. 234 characters conforming to the DDL keyword naming conventions.

If the problem persists, contact the IBM Support Center.

---

**BBON2101E First character of the data object name must be alphabetic.**

**Explanation:** The import action failed.

**User Response:** Use Object Builder to change the name conforming to the DDL keyword naming conventions.

If the problem persists, contact the IBM Support Center.

---

---

**BBON2102E Invalid character encountered in the data object name.**

**Explanation:** The import action failed.

**User Response:** The first character must be a letter; the others may be letters, numbers, special or national characters (/ , : , @ , \_ , # , \$). Use Object Builder to change the name conforming to the DDL keyword naming conventions.

If the problem persists, contact the IBM Support Center.

---

**BBON2110E Data object description is too long.**

**Explanation:** The import action failed.

**User Response:** Use Object Builder to shorten the description to max. 4096 characters conforming to the DDL keyword naming conventions.

If the problem persists, contact the IBM Support Center.

---

**BBON2120E Name of the data object create function is too long.**

**Explanation:** The import action failed.

**User Response:** Use Object Builder to shorten the name to max. 256 characters conforming to the DDL keyword naming conventions.

If the problem persists, contact the IBM Support Center.

---

**BBON2121E First character of the data object create function name must be alphabetic.**

**Explanation:** The import action failed.

**User Response:** Use Object Builder to change the name conforming to the DDL keyword naming conventions.

If the problem persists, contact the IBM Support Center.

---

**BBON2122E Invalid character encountered in the data object create function name.**

**Explanation:** The import action failed.

**User Response:** The first character must be a letter; the others may be letters, numbers, special or national characters (/ , : , @ , \_ , # , \$). Use Object Builder to change the name conforming to the DDL keyword naming conventions.

If the problem persists, contact the IBM Support Center.

---

**BBON2130E Name of the class is too long.**

**Explanation:** The import action failed.

**User Response:** Look for an accompanying message which will help you remove the underlying error.

If the problem persists, contact the IBM Support Center.

---

**BBON2131E First character of the class name must be alphabetic.**

**Explanation:** The import action failed.

**User Response:** Look for an accompanying message which will help you remove the underlying error.

If the problem persists, contact the IBM Support Center.

---

## Messages — GUI (BBONxxxx)

---

**BBON2132E Invalid character encountered in the class name.**

**Explanation:** The import action failed.

**User Response:** Look for an accompanying message which will help you remove the underlying error.

If the problem persists, contact the IBM Support Center.

---

**BBON2133E Class description is too long.**

**Explanation:** The import action failed.

**User Response:** Look for an accompanying message which will help you remove the underlying error.

If the problem persists, contact the IBM Support Center.

---

**BBON2134E Name of the class create function is too long.**

**Explanation:** The import action failed.

**User Response:** Look for an accompanying message which will help you remove the underlying error.

If the problem persists, contact the IBM Support Center.

---

**BBON2135E First character of the class create function name must be alphabetic.**

**Explanation:** The import action failed.

**User Response:** Look for an accompanying message which will help you remove the underlying error.

If the problem persists, contact the IBM Support Center.

---

**BBON2136E Invalid character encountered in the class create function name.**

**Explanation:** The import action failed.

**User Response:** Look for an accompanying message which will help you remove the underlying error.

If the problem persists, contact the IBM Support Center.

---

**BBON2137E Name of the class typeid is too long.**

**Explanation:** The import action failed.

**User Response:** Look for an accompanying message which will help you remove the underlying error.

If the problem persists, contact the IBM Support Center.

---

**BBON2138E First character of the class typeid must be alphabetic.**

**Explanation:** The import action failed.

**User Response:** Look for an accompanying message which will help you remove the underlying error.

If the problem persists, contact the IBM Support Center.

---

**BBON2139E Invalid character encountered in the class typeid.**

**Explanation:** The import action failed.

**User Response:** Look for an accompanying message which will help you remove the underlying error.

If the problem persists, contact the IBM Support Center.

---



---

**BBON2140E Name of the DLL is too long.**

**Explanation:** The import action failed.

**User Response:** Use Object Builder to shorten the name to max. 8 characters conforming to the DDL keyword naming conventions.

If the problem persists, contact the IBM Support Center.

---

**BBON2141E First character of the DLL name must be alphabetic.**

**Explanation:** The import action failed.

**User Response:** Use Object Builder to change the name conforming to the DDL keyword naming conventions.

If the problem persists, contact the IBM Support Center.

---

**BBON2142E Invalid character encountered in the DLL name.**

**Explanation:** The import action failed.

**User Response:** The first character must be a letter; the others may be letters, numbers, or national characters (#, \$, @). Use Object Builder to change the name conforming to the DDL keyword naming conventions.

If the problem persists, contact the IBM Support Center.

---

**BBON2143E DLL description is too long.**

**Explanation:** The import action failed.

**User Response:** Use Object Builder to shorten the description to max. 4096 characters conforming to the DDL keyword naming conventions.

If the problem persists, contact the IBM Support Center.

---

**BBON2150E Unable to open input file *filename*.**

**Explanation:** The System Management Server could not access or open the input file. The **Import application..** action failed.

**User Response:** Check whether one of the following conditions applies:

- The input file does not exist. Check whether you typed the correct path and file name, beginning with a "/" in case of HFS files.
  - The file permissions do not allow an access to the file for the System Management Server.
  - The file's HFS file system has not been mounted.
- 

**BBON2151E Unable to create output file *filename*.**

**Explanation:** The **Import application..** action failed.

**User Response:** Check whether one of the following conditions applies:

- The path to the output file does not exist. Check whether you typed the correct path and file name, beginning with a "/" in case of HFS files.
  - The file permissions do not allow an access to the file for the System Management Server.
  - The file's HFS file system has not been mounted.
- 

**BBON2160E Expecting a *string*.**

**Explanation:** The import action failed.

**User Response:** Use Object Builder to change the application configuration.

If the problem persists, contact the IBM Support Center.

---

## Messages — GUI (BBONxxxx)

---

**BBON2161E Name value pair is not properly terminated.**

**Explanation:** The import action failed.

**User Response:** Use Object Builder to change the application configuration.

If the problem persists, contact the IBM Support Center.

---

**BBON2162E Invalid keyword found.**

**Explanation:** The import action failed.

**User Response:** Check whether the DDL file contains useful information. Else, it might be corrupted during file transfer. Make sure to transfer the DDL file as a text file.

Else, use Object Builder to change the application configuration.

If the problem persists, contact the IBM Support Center.

---

**BBON2163E Unexpected end of file.**

**Explanation:** The import action failed.

**User Response:** Make sure that the DDL file is not empty, which for example might happen by a transfer error.

Else, use Object Builder to change the application configuration.

If the problem persists, contact the IBM Support Center.

---

**BBON2170E *string* is not defined.**

**Explanation:** The import action failed.

**User Response:** Use Object Builder to change the application configuration.

If the problem persists, contact the IBM Support Center.

---

**BBON2171E *string* could not be properly processed.**

**Explanation:** The import action failed.

**User Response:** Use Object Builder to change the application configuration.

If the problem persists, contact the IBM Support Center.

---

**BBON2172E Home is not defined.**

**Explanation:** The import action failed.

**User Response:** Use Object Builder to change the application configuration.

If the problem persists, contact the IBM Support Center.

---

**BBON2173E Managed Object is not defined.**

**Explanation:** The import action failed.

**User Response:** Use Object Builder to change the application configuration.

If the problem persists, contact the IBM Support Center.

---

**BBON2174E Data Object is not defined.**

**Explanation:** The import action failed.

**User Response:** Use Object Builder to change the application configuration.

If the problem persists, contact the IBM Support Center.

---

---

**BBON2175E Container is not defined.**

**Explanation:** The import action failed.

**User Response:** Use Object Builder to change the application configuration.

If the problem persists, contact the IBM Support Center.

---

**BBON2176E DLL Object is not defined.**

**Explanation:** The import action failed.

**User Response:** Use Object Builder to change the application configuration.

If the problem persists, contact the IBM Support Center.

---

**BBON2177E No Homes defined.**

**Explanation:** The import action failed.

**User Response:** Use Object Builder to change the application configuration.

If the problem persists, contact the IBM Support Center.

---

**BBON2178E No Managed Objects defined.**

**Explanation:** The import action failed.

**User Response:** Use Object Builder to change the application configuration.

If the problem persists, contact the IBM Support Center.

---

**BBON2179E No Data Objects defined.**

**Explanation:** The import action failed.

**User Response:** Use Object Builder to change the application configuration.

If the problem persists, contact the IBM Support Center.

---

**BBON2180E No Containers defined.**

**Explanation:** The import action failed.

**User Response:** Use Object Builder to change the application configuration.

If the problem persists, contact the IBM Support Center.

---

**BBON2181E No DDL Objects defined.**

**Explanation:** The import action failed.

**User Response:** Use Object Builder to change the application configuration.

If the problem persists, contact the IBM Support Center.

---

**BBON8900E Property error detected in server data.**

**Explanation:** The application has encountered an internal logic error in processing the Systems Management Server database.

**User Response:** Close Administration and Operations application and restart it.

If the problem persists, follow your local procedures for calling IBM for support.

---

## Messages — GUI (BBONxxxx)

---

**BBON8901E** *Object-type* **property error detected in server data; not enough property values, property=property, index=index, server property data= data.**

**Explanation:** An internal logic error has occurred in processing the Systems Management Server database.

**User Response:** Close the Administration and Operations application and restart it.

If the problem persists, follow your local procedures for calling IBM for support.

---

**BBON8902E** *Object-type* **property error detected in server data; non-numeric name/value count, property=property, index=index, server property data= data.**

**Explanation:** An internal logic error has occurred in processing the Systems Management Server database.

**User Response:** Close the Administration and Operations application and restart it.

If the problem persists, follow your local procedures for calling IBM for support.

---

**BBON8903E** *Object-type* **property error detected in server data; unrecognized status, property=property, index=index, server property data=data.**

**Explanation:** An internal logic error has occurred in processing the Systems Management Server database.

**User Response:** Close the Administration and Operations application and restart it.

If the problem persists, follow your local procedures for calling IBM for support.

---

**BBON8904E** *Object-type* **property error detected in server data; property value not in selection list, property=property , index=index, server property data= data, selection list=list.**

**Explanation:** An internal logic error has occurred in processing the Systems Management Server database.

**User Response:** Close the Administration and Operations application and restart it.

If the problem persists, follow your local procedures for calling IBM for support.

---

**BBON8905E** *Object-type* **property error detected in server data; non-numeric or out of range value, property=property, index=index, server property data= data, selection list=list.**

**Explanation:** An internal logic error has occurred in processing the Systems Management Server database.

**User Response:** Close the Administration and Operations application and restart it.

If the problem persists, follow your local procedures for calling IBM for support.

---

**BBON8906E** *Object-type* **property error detected in server data; required value not specified, property=property, index=index, server property data= data.**

**Explanation:** An internal logic error has occurred in processing the System Management Server database.

**User Response:** Close the Administration and Operations application and restart it.

If the problem persists, follow your local procedures for calling IBM for support.

---

**BBON8907E** *Object-type* **property error detected in server data; value exceeds maximum length, property=property, index=index, server property data= data.**

**Explanation:** An internal logic error has occurred in processing the System Management Server database.

**User Response:** Close the Administration and Operations application and restart it.

If the problem persists, follow your local procedures for calling IBM for support.

---

---

**BBON8908E** *Object-type* **property error detected in server data; value contains embedded blank, property =property, index =index, server property data = data.**

**Explanation:** An internal logic error has occurred in processing the System Management Server database.

**User Response:** Close the Administration and Operations application and restart it.

If the problem persists, follow your local procedures for calling IBM for support.

---

**BBON8909E** *Object-type* **property error detected in server data; unrecognized owner, property= property, index =index, server property data = data.**

**Explanation:** An internal logic error has occurred in processing the System Management Server database.

**User Response:** Close the Administration and Operations application and restart it.

If the problem persists, follow your local procedures for calling IBM for support.

---

**BBON8910E** *Object-type* **property error detected in server data; non-numeric list count, property=property, index=index, server property data=data.**

**Explanation:** The Administration application has encountered an internal logic error in processing the Systems Management Server database.

**User Response:** Close the Administration application and restart it.

If the problem persists, follow your local procedures for calling IBM for support.

---

**BBON8911E** **Property error detected in server data; too many property values, index =index, server property data =data.**

**Explanation:** The Administration application has encountered an internal logic error in processing the Systems Management Server database.

**User Response:** A common cause for this problem is the usage of a wrong version of the System Management User Interface. Please make sure that you are using the right version that belongs to the version of code that you have installed on the OS/390 or z/OS host system. If you are sure to have the right version installed, try to close the Administration and Operations application and restart it.

If the problem persists, follow your local procedures for calling IBM for support.

---

**BBON8920E** **XML data received from server contains error. Exception follows = exception.**

**Explanation:** An invalid XML document was received from the System Management Server. Working with certain types of objects (for example J2EE resources) will not be possible.

**User Response:** The J2EE resource type selected in the J2EE resource object might reference an invalid XML template. In that case please check the contents of the recently installed J2EE resource type XML file. It is located in directory *CBCONFIG/Sysplex-name/resources/templates* on the sysplex

where

- *CBCONFIG* is the path that was specified in the environment variable *CBCONFIG*. The default is */WebSphere390/CB390*
- *Sysplex-name* is the name of the sysplex.

## Messages — GUI (BBONxxxx)

---

## Chapter 11. Messages — Scripting API (BBON3xxx)

This chapter describes the WebSphere for z/OS SM Scripting API messages for both the server side and the client side. These messages appear:

- in the status bar.
- in the activity log, which is the job log or system hard copy log.

For more information about diagnosing problems with the WebSphere for z/OS SM Scripting API, see *WebSphere Application Server V4.0.1 for z/OS and OS/390: System Management User Interface, SA22-7838*.

---

### BBON3000E Unexpected error: *reason*

**Explanation:** An error occurred on the client side that was not expected. This error should not occur.

**User Response:** Follow your local procedures for contacting IBM for support.

---

### BBON3001E Parameter *parametername* missed for CB390CFG call.

**Explanation:** During the call of the CB390CFG script the client side recognised that a parameter was missing.

**User Response:** Check your REXX script to make sure that all parameter are set correctly for the CB390CFG call.

---

### BBON3002E Parameter *parametername* missed for CB390CMD call.

**Explanation:** During the call of the CB390CMD script the client side recognised that a parameter was missing.

**User Response:** Check your REXX script and make sure that all parameter are set correctly for the CB390CMD call.

---

### BBON3003E Getting xml input reference failed.

**Explanation:** This error occurs while the client needs to open the parameter input file or the default xml file. The parameter input file or the default xml file could not be read or has an invalid format.

**User Response:** Check the default xml file and the parameter input file (if used) to ensure that you have read permission to these files and that the files are in a valid format.

---

### BBON3004E Xml input file not found.

**Explanation:** This error occurs while the client needs to open the parameter input file or the default xml file. The parameter input file or the default xml file was not found.

**User Response:** Check the default xml file and the parameter input file (if used) to ensure that you have read permission to these files and that the files are in a valid format.

---

### BBON3005E Reading xml input failed.

**Explanation:** This error occurs while the client needs to open the parameter input file or the default xml file. Reading from the parameter input file or from the default xml file failed.

**User Response:** Check the default xml file and/or the parameter input file to make sure that these files are in a valid format.

---

## Messages — Scripting API (BBON3xxx)

---

### BBON3006E Getting xml output reference failed.

**Explanation:** This error occurs while the client gets the result from the server side and writes it into the output file. During the creation of the output file an error occurred.

**User Response:** Check that you have write permissions for the output file and the output directory. The output directory is only the /tmp directory. Check that no directory is specified in the REXX script for the output file.

---

### BBON3007E Writing output file failed.

**Explanation:** This error occurs while the client gets the result from the server side and writes it into the output file. The output file could not be written.

**User Response:** Check that you have write permissions for the output file and the output directory. The output directory is only the /tmp directory.

---

### BBON3008E Xml output is not valid.

**Explanation:** This error occurs while the client gets the result from the server side and writes it into the output file. During the generation of the output document on the server side an error occurred. The server side could not write the generated xml document into the result stream.

**User Response:** Follow your local procedures for contacting IBM for support.

---

### BBON3009E Corba System Exception on client. Reason *reason*

**Explanation:** A Corba System Exception was caught.

**User Response:** Check the description of the minor code for further information.

---

### BBON3010E Getting xml parser reference failed.

**Explanation:** This error occurs while the client generates the input stream for the server side. During the generation of a DOMParser object an error occurred.

**User Response:** Follow your local procedures for contacting IBM for support.

---

### BBON3011E Getting xml parser reference failed.

**Explanation:** This error occurs while the client generates the input stream for the server side. During the generation of a DOMParser object an exception has appeared.

**User Response:** Follow your local procedures for contacting IBM for support.

---

### BBON3012E Getting xml input document reference failed.

**Explanation:** This error occurs while the client generates the input stream for the server side. The DOMParser object could not get the document from the xml input string.

**User Response:** Follow your local procedures for contacting IBM for support.

---

### BBON3013E Getting root element of xml input document failed.

**Explanation:** This error occurs while the client generates the input stream for the server side. The DOMParser object could not get the root element of the xml input string.

**User Response:** Check the default xml file for the correct syntax. Refer to *WebSphere Application Server V4.0.1 for z/OS and OS/390 System Management Scripting API* for a listing of all default xml files that are delivered with the SM Scripting API.

---



---

**BBON3014E Getting attributes of xml root element failed.**

**Explanation:** This error occurs while the client generates the input stream for the server side. The xml document that should be submitted to the server side contains no attributes.

**User Response:** Check the default xml file for the correct syntax. Refer to *WebSphere Application Server V4.0.1 for z/OS and OS/390 System Management Scripting API* for a listing of all default xml files that are delivered with the SM Scripting API.

---

**BBON3015E Attribute *attributename* could not be added to input xml document.**

**Explanation:** This error occurs while the client generates the input stream for the server side. During the creation of an element for the xml input stream an error occurred.

**User Response:** Follow your local procedures for contacting IBM for support.

---

**BBON3016E Invalid format in parameter input file *filename* on line *linenumber*: no separator found.**

**Explanation:** This error occurs while the client reads the parameter input file. The script uses a parameter input file specified by *filename*. The input file specifies attribute name-value pairs and is expected to consist entirely of lines of the form: *name value*, with name and value separated by a single blank. However, on the line specified by *linenumber*, a separating blank was not found.

**User Response:** Check and correct the syntax of the parameter input file on the line number specified in the message text.

---

**BBON3017E Invalid attribute *attributename* in output xml file.**

**Explanation:** This error occurs while the client writes the output stream from the server into the output file. In the xml output that was returned from the server side an attribute was submitted which is not valid.

**User Response:** Follow your local procedures for contacting IBM for support.

---

**BBON3018E Invalid element in output xml file.**

**Explanation:** This error occurs while the client writes the output stream from the server into the output file. The xml output that is returned from the server side contains no valid elements.

**User Response:** Follow your local procedures for contacting IBM for support.

---

**BBON3019E Getting elements of output xml document failed.**

**Explanation:** This error occurs while the client writes the output stream from the server into the output file. The xml output that is returned from the server side contains no elements.

**User Response:** Follow your local procedures for contacting IBM for support.

---

**BBON3020E Attribute *attributename* is unknown and contains no data.**

**Explanation:** This error occurs while the client generates the input stream for the server side. An attribute was found in the parameter input file that is not specified in the default xml file.

**User Response:** Check the different possibilities:

- Check the REXX script for the attributes that are possible for the performed action.
  - Check the parameter input file for the possible attribute names for the performed action.
- 

**BBON3021E Attribute *attributename* is unknown.**

**Explanation:** This error occurs while the client generates the input stream for the server side. An attribute was found in the parameter input file that is not specified in the default xml file.

**User Response:** Check the different possibilities:

- Check the REXX script for the attributes that are possible for the performed action.

## Messages — Scripting API (BBON3xxx)

- Check the parameter input file for the possible attribute names for the performed action.

---

**BBON3025E Getting orb reference failed.**

**Explanation:** During the client request to the reference of the "SM Scripting API Home" an error occurred.

**User Response:** Follow your local procedures for contacting IBM for support.

---

**BBON3026E Getting orb reference failed. Internal error.**

**Explanation:** During the client request to the reference of the "SM Scripting API Home" an error occurred.

**User Response:** Follow your local procedures for contacting IBM for support.

---

**BBON3027E Getting orb reference failed. string not found.**

**Explanation:** During the client request to the reference of the "SM Scripting API Home" an error occurred.

**User Response:** Follow your local procedures for contacting IBM for support.

---

**BBON3028E Getting orb reference failed. string is an invalid string.**

**Explanation:** During the client request to the reference of the "SM Scripting API Home" an error occurred.

**User Response:** Follow your local procedures for contacting IBM for support.

---

**BBON3029E Getting Factory Finder reference failed.**

**Explanation:** During the client request to the reference of the "SM Scripting API Home" an error occurred. The client was unable to resolve the factory finder reference.

**User Response:** Follow your local procedures for contacting IBM for support.

---

**BBON3030E Getting Factory reference failed.**

**Explanation:** During the client request to the reference of the "SM Scripting API Home" an error occurred. The client was unable to find the factory reference.

**User Response:** Follow your local procedures for contacting IBM for support.

---

**BBON3031E Getting Factory reference failed. Factory *factoryname* not found.**

**Explanation:** During the client request to the reference of the "SM Scripting API Home" an error occurred. The client was unable to find the factory indicated by *factoryname*.

**User Response:** Follow your local procedures for contacting IBM for support.

---

**BBON3032E Getting Factory reference failed. string is an invalid string.**

**Explanation:** During the client request to the reference of the "SM Scripting API Home" an error occurred. The client was unable to find the factory with the string indicated by *string*.

**User Response:** Follow your local procedures for contacting IBM for support.

---

**BBON3033E Getting Factory reference failed. Unmatched quote in *string*.**

**Explanation:** During the client request to the reference of the "SM Scripting API Home" an error occurred. The client was unable to find the factory with the string indicated by *string*.

**User Response:** Follow your local procedures for contacting IBM for support.

---

---

**BBON3034E Getting home object failed.**

**Explanation:** During the client request to the reference of the "SM Scripting API Home" an error occurred. The client was unable to narrow the "SM Scripting API Home".

**User Response:** Make sure that the SM Scripting API is installed correctly.

---

**BBON3035E Getting SM Scripting API reference failed.**

**Explanation:** During the client request to the reference of the "SM Scripting API Home" an error occurred. The client was unable create an instance of the "SM Scripting API" object.

**User Response:** Make sure that the SM Scripting API is installed correctly.

---

**BBON3040E Only one path can be specified for *environmentvariable*.**

**Explanation:** In the environment variable indicated by *environmentvariable* more than one path is specified.

**User Response:** Check the *environmentvariable* that only one path is specified.

---

**BBON3041E *environmentvariable* is not specified.**

**Explanation:** The environment variable indicated by *environmentvariable* is not specified.

**User Response:** Make sure that the environment variable *environmentvariable* is set correctly.

---

**BBON3042E Default xml file does not exist or access is denied.**

**Explanation:** This error occurs while the client checks the arguments for the call to the server side. The default xml file could not be found or the permission are not set correctly.

**User Response:** Check the different possibilities:

- Make sure that the default xml file is in the specified directory. Remind if no path is specified that the default xml file should be accessible in the DEFAULT\_CLIENT\_XML\_PATH.
  - Make sure that you have read permissions to the default xml file.
- 

**BBON3045E Call *functionname* failed. Invocation target is invalid.**

**Explanation:** This error occurs while the client tries to call a method on the server side. During the call of the *functionname* function an error occurred. The invocation of the target was invalid.

**User Response:** Make sure that "SM Scripting API" is installed successfully.

---

**BBON3046E Call *functionname* failed. Illegal access.**

**Explanation:** This error occurs while the client tries to call a method on the server side. During the call of the *functionname* function an error occurred.

**User Response:** Make sure that "SM Scripting API" is installed successfully.

---

**BBON3047E Call *functionname* failed. Method *functionname* not found.**

**Explanation:** This error occurs while the client tries to call a method on the server side. During the call of the *functionname* function an error occurred. The method indicated by *functionname* was not found.

**User Response:** Make sure that the method *functionname* is a valid value for the action parameter.

---

**BBON3050E Getting xml parser reference for parsing xml output failed.**

**Explanation:** This error occurs while the client parses the output stream from the server side. During the generation of a DOMParser object an error occurred.

**User Response:** Follow your local procedures for contacting IBM for support.

---

## Messages — Scripting API (BBON3xxx)

---

### **BBON3051E xml output file is not valid.**

**Explanation:** This error occurs while the client parses the output stream from the server side. During the generation of a DOMParser object an exception has appeared cause the server side has send an XML document which contains invalid characters.

**User Response:** Follow your local procedures for contacting IBM for support.

---

### **BBON3052E Getting xml output document reference failed.**

**Explanation:** This error occurs while the client parses the output stream from the server side. The DOMParser object could not get the document from the xml output string.

**User Response:** Follow your local procedures for contacting IBM for support.

---

### **BBON3053E Getting root element of xml output document failed.**

**Explanation:** This error occurs while the client parses the output stream from the server side. The DOMParser object could not get the root element of the xml output string.

**User Response:** Follow your local procedures for contacting IBM for support.

---

### **BBON3100E Unexpected error on server.**

**Explanation:** An error occurred on the server side that was not expected.

**User Response:** Follow your local procedures for contacting IBM for support.

---

### **BBON3101E Getting xml parser reference failed.**

**Explanation:** This error occurs while the server side tries to parse the input that comes from the client side. During the generation of the DOMParser object an error occurred.

**User Response:** Check the server side CLASSPATH that the JAR file "xml4j.jar" is included.

---

### **BBON3102E Getting xml parser reference failed. IO error**

**Explanation:** This error occurs while the server side tries to parse the input that comes from the client side. During the generation of a DOMParser object an error occurred.

**User Response:** Follow your local procedures for contacting IBM for support.

---

### **BBON3103E Getting xml input document reference failed.**

**Explanation:** This error occurs while the server side tries to parse the input that comes from the client side. The DOMParser object could not get the document from the xml input string.

**User Response:** Follow your local procedures for contacting IBM for support.

---

### **BBON3104E Getting root of xml input document failed.**

**Explanation:** This error occurs while the server side tries to parse the input that comes from the client side. The DOMParser object could not get the root element of the xml input string.

**User Response:** Follow your local procedures for contacting IBM for support.

---

### **BBON3105E Reading xml input failed.**

**Explanation:** This error occurs while the server side tries to parse the input that comes from the client side. Reading from the input file or from the default xml file failed. An exception has occurred.

**User Response:** Follow your local procedures for contacting IBM for support.

---

---

**BBON3106E Getting attributes of xmlinput root element failed.**

**Explanation:** This error occurs while the server side tries to parse the input that comes from the client side. The xml document that should be submitted to the server side contains no attributes.

**User Response:** Follow your local procedures for contacting IBM for support.

---

**BBON3109E Corba System Exception. Reason *reason***

**Explanation:** A Corba System Exception was caught.

**User Response:** Check the description of the minor code for further information.

---

**BBON3110E Attribute *attributename* is required.**

**Explanation:** This error occurs while the server side parses the attributes for the correct syntax. The attribute *attributename* could not be found in the input xml file that was transferred from the client side.

**User Response:** Check the default xml file for the attribute *attributename* that this is correct specified. Refer to *WebSphere Application Server V4.0.1 for z/OS and OS/390 System Management Scripting API* for a listing of all default xml files that are delivered with the SM Scripting API.

---

**BBON3111E Attribute *attributename* is specified but contains no data. It is required.**

**Explanation:** This error occurs while the server side parses the attributes for the correct syntax. The attribute *attributename* is specified but contains no data.

**User Response:** Assign a value to the attribute *attributename*.

---

**BBON3112E Attribute *attributename* = *attributevalue* is too long. It should maximal *length* character long.**

**Explanation:** This error occurs while the server side parses the attributes for the correct syntax. The value indicated by *attributevalue* is larger than the maximum allowable value.

**User Response:** Check the number of characters of the value *attributevalue* pertaining to attribute *attributename*.

---

**BBON3113E Attribute *attributename* = *attributevalue* starts with non OS/390 letter.**

**Explanation:** This error occurs while the server side parses the attributes for the correct syntax. The value indicated by *attributevalue* starts with an invalid character.

**User Response:** Check the first character of the attribute *attributename*. Check your OS/390 documentation for allowed characters.

---

**BBON3114E Attribute *attributename* = *attributevalue* is invalid. Only OS/390 letters and digits are allowed.**

**Explanation:** This error occurs while the server side parses the attributes for the correct syntax. The value indicated by *attributevalue* starts with an invalid character.

**User Response:** Check the characters of the attribute *attributename*. Check your OS/390 documentation for allowed characters.

---

**BBON3115E Attribute *attributename* = *attributevalue* is invalid. Only OS/390 letters, digits and ( / : ) are allowed**

**Explanation:** This error occurs while the server side parses the attributes for the correct syntax. The value indicated by *attributevalue* starts with an invalid character.

**User Response:** Check the characters of the attribute *attributename*. Check your OS/390 documentation for allowed characters.

---

## Messages — Scripting API (BBON3xxx)

---

**BBON3116E** Attribute *attributename* = *attributevalue* is not a numeric value.

**Explanation:** This error occurs while the server side parses the attributes for the correct syntax. The value indicated by *attributevalue* is not a numeric value.

**User Response:** Check the value *attributevalue* of attribute *attributename* that it contains a numeric value.

---

**BBON3117E** Attribute *attributename* = *attributevalue* is out of range. It should be between *min* - *max*.

**Explanation:** This error occurs while the server side parses the attributes for the correct syntax. The value indicated by *attributevalue* is not in the range between *min* and *max*.

**User Response:** Check the value *attributevalue* of attribute *attributename* that it is in the range of *min* and *max*.

---

**BBON3118E** Attribute *attributename* = *attributevalue* is too long. Only one character is allowed.

**Explanation:** This error occurs while the server side parses the attributes for the correct syntax. The value indicated by *attributename* is too long. In this case only one character is allowed.

**User Response:** Check the number of characters of the value *attributevalue* pertaining to attribute *attributename*.

---

**BBON3119E** Attribute *attributename* = *attributevalue* should only be Y or N.

**Explanation:** This error occurs while the server side parses the attributes for the correct syntax. The value indicated by *attributename* is not a valid character. In this case only "Y" or "N" are allowed.

**User Response:** Check the value *attributevalue* of attribute *attributename*.

---

**BBON3120E** Attribute *attributename* = *attributevalue* contains invalid spaces.

**Explanation:** This error occurs while the server side parses the attributes for the correct syntax. The value indicated by *attributename* contains invalid spaces.

**User Response:** Check the value *attributevalue* of attribute *attributename* for the correct syntax.

---

**BBON3122E** No Attributes found for *attributename*.

**Explanation:** For the name indicated by *attributename* are no attributes found.

**User Response:** Follow your local procedures for contacting IBM for support.

---

**BBON3123E** Attribute *attributevalue* is unknown for *attributename*.

**Explanation:** The value for the attribute indicated by *attributename* is not valid for the name indicated by *attributename*.

**User Response:** Follow your local procedures for contacting IBM for support.

---

**BBON3125E** Getting orb reference failed.

**Explanation:** During the server side tries to resolve the administrator reference an error occurred. The orb reference could not be located.

**User Response:** Follow your local procedures for contacting IBM for support.

---

**BBON3126E** Getting Naming Context object failed.

**Explanation:** During the server side tries to resolve the administrator reference an error occurred. The naming context reference could not be located. Resolve initial reference failed.

**User Response:** Follow your local procedures for contacting IBM for support.

---

---

**BBON3127E Getting Naming Context object failed. *string* is invalid.**

**Explanation:** During the server side tries to resolve the administrator reference an error occurred. The naming context reference could not be located. Resolve initial reference failed.

**User Response:** Follow your local procedures for contacting IBM for support.

---

**BBON3128E Getting Naming Context failed.**

**Explanation:** During the server side tries to resolve the administrator reference an error occurred. The naming context reference could not be located. The narrow failed.

**User Response:** Follow your local procedures for contacting IBM for support.

---

**BBON3129E Getting Administrator object failed.**

**Explanation:** During the server side tries to resolve the administrator reference an error occurred. The administrator reference was not resolved correctly.

**User Response:** Follow your local procedures for contacting IBM for support.

---

**BBON3130E Getting Administrator object failed. Administrator *administratorname* not found.**

**Explanation:** During the server side tries to resolve the administrator reference an error occurred. The administrator *administratorname* was not found.

**User Response:** Make sure that the administrator *administratorname* is allowed to use the "SM Scripting API".

---

**BBON3131E Getting Administrator object failed. *string* is an invalid string.**

**Explanation:** During the server side tries to resolve the administrator reference an error occurred. The string *string* is invalid.

**User Response:** Follow your local procedures for contacting IBM for support.

---

**BBON3132E Getting Administrator object failed. Internal error.**

**Explanation:** During the server side tries to resolve the administrator reference an error occurred. An internal error occurred.

**User Response:** Follow your local procedures for contacting IBM for support.

---

**BBON3133E Getting Administrator reference failed.**

**Explanation:** During the server side tries to resolve the administrator reference an error occurred. The administrator reference was not narrowed successfully.

**User Response:** Follow your local procedures for contacting IBM for support.

---

**BBON3135E Conversation *conversationname* is the active conversation.**

**Explanation:** The conversation indicated by *conversationname* is not changeable. This is the active conversation.

**User Response:** Add another conversation or use a non active/pending conversation for modifications.

---

**BBON3136E Conversation *conversationname* not found.**

**Explanation:** The conversation indicated by *conversationname* is not found.

**User Response:** Verify the conversation *conversaationname* in your REXX script.

---



## Messages — Scripting API (BBON3xxx)

---

**BBON3137E Conversation reference is invalid.**

**Explanation:** The conversation reference of the conversation is not valid.

**User Response:** Follow your local procedures for contacting IBM for support.

---

**BBON3138E Sysplex not found.**

**Explanation:** The sysplex object was not found.

**User Response:** Follow your local procedures for contacting IBM for support.

---

**BBON3139E Conversation *conversationname* already added.**

**Explanation:** The conversation indicated by *conversationname* already exists and cannot be created.

**User Response:** If you want to create a new conversation try another conversation name.

---

**BBON3140E Administrator reference is invalid.**

**Explanation:** During the server side tries to resolve the administrator reference an error occurred. The reference of the administrator object is not valid.

**User Response:** Follow your local procedures for contacting IBM for support.

---

**BBON3141E Server *servername* is not in the active conversation.**

**Explanation:** This error occurs while the server side tries to perform the action on the specified server. The server indicated by *servername* was not found in the active conversation.

**User Response:** Verify the server *servername* that it is in the active conversation.

---

**BBON3142E Server instance *serverinstancename* has invalid state.**

**Explanation:** This error occurs while the server side tries to perform the action on the specified server instance. The state of the server instance indicated by *serverinstancename* is not valid.

**User Response:** Follow your local procedures for contacting IBM for support.

---

**BBON3143E *object name* is deleted. No changes performed.**

**Explanation:** The object indicated by *object* was already deleted. Note that an object is not physically deleted until the conversation is committed.

**User Response:** Check that you do not try to modify a deleted object.

---

**BBON3144E Conversation status for conversation *conversationname* is not valid for *actionname*.**

**Explanation:** The conversation is not in a modifiable state and therefore the requested action cannot be performed on it.

**User Response:** Retry the action on a modifiable conversation.

---

**BBON3145E Creating xml output document failed.**

**Explanation:** During the creation of the xml output document an error occurred. The reference to the document is invalid.

**User Response:** Follow your local procedures for contacting IBM for support.

---



---

**BBON3146E Creating xml output document failed. Instantiation error.**

**Explanation:** During the creation of the xml output document an error occurred. While performing the instantiation an error occurred.

**User Response:** Follow your local procedures for contacting IBM for support.

---

**BBON3147E Creating xml output document failed. Class not found error.**

**Explanation:** During the creation of the xml output document an error occurred. The class to instantiate the document was not found.

**User Response:** Follow your local procedures for contacting IBM for support.

---

**BBON3148E Creating xml output document failed. Illegal access error.**

**Explanation:** During the creation of the xml output document an error occurred.

**User Response:** Follow your local procedures for contacting IBM for support.

---

**BBON3149E Creating of root element in output xml document failed.**

**Explanation:** During the creation of the root element of the output xml document an error occurred.

**User Response:** Follow your local procedures for contacting IBM for support.

---

**BBON3150E Xml output document is invalid.**

**Explanation:** During the creation of the xml output document an error occurred. The xml output document was not created successfully.

**User Response:** Follow your local procedures for contacting IBM for support.

---

**BBON3151E Cannot get root of xml output document.**

**Explanation:** The DOMParser object could not get the root element of the xml output document.

**User Response:** Follow your local procedures for contacting IBM for support.

---

**BBON3152E Creating new element in xml output document failed.**

**Explanation:** During the creation of a new element for the output xml document an error occurred. The element was not created successfully.

**User Response:** Follow your local procedures for contacting IBM for support.

---

**BBON3155E LRM *lrmname* is not associated with container *containername*.**

**Explanation:** This error occurs while the server side tries to list the lrm associated with a container. The lrm indicated by *lrmname* was not associated with the container indicated by *containername*.

**User Response:** Check your REXX script to make sure that all parameters are set correctly for the CB390CFG call or check that the LRM indicated by *lrmname* is associated with the specified container *containername*. To perform these tasks, you can make use of the Administration application of the System Management Enhanced User Interface.

---

**BBON3156E LRM *lrmname* is already associated with container *containername*.**

**Explanation:** This error occurs while the server side tries to list the lrm associated with a container. The LRM indicated by *lrmname* was more than one time associated with the container indicated by *containername*.

**User Response:** Delete one of the actions `associate_lrm_with_container`. Refer to *WebSphere Application Server V4.0.1 for z/OS and OS/390 System Management Scripting API* for more information.

If the problem persists, follow your local procedures for contacting IBM for support.

## Messages — Scripting API (BBON3xxx)

---

### **BBON3160E** Parameter *parametername* is required.

**Explanation:** This error occurs while the server side checks the syntax of the input parameter for the CB390CMD call. The parameter indicated by *parametername* was not specified but is required.

**User Response:** Check the REXX script for the parameter *parametername* that it is specified.

---

### **BBON3161E** Parameter *parametername* is specified but contains no data. It is required.

**Explanation:** This error occurs while the server side checks the syntax of the input parameter for the CB390CMD call. The parameter indicated by *parametername* was specified but it contains no data. The parameter is required with a valid value.

**User Response:** Check the REXX script for the parameter *parametername*. Make sure that it contains valid data.

---

### **BBON3162E** Parameter *parametername = parametervalue* is too long. It should maximal *length* character long.

**Explanation:** This error occurs while the server side checks the syntax of the input parameter for the CB390CMD call. The value indicated by *parametervalue* of the parameter indicated by *parametername* is too long.

**User Response:** Check the REXX script for the parameter *parametername* that the value *parametervalue* has a valid length.

---

### **BBON3163E** Parameter *parametername = parametervalue* starts with an invalid character.

**Explanation:** This error occurs while the server side checks the syntax of the input parameter for the CB390CMD call. The value indicated by *parametervalue* of the parameter indicated by *parametername* starts with an invalid character. Allowed are only OS/390 letter.

**User Response:** Check the first character of the parameter *parametername*. Check your OS/390 documentation for allowed characters.

---

### **BBON3164E** Parameter *parametername = parametervalue* is invalid. Only OS/390 letters and digits are allowed.

**Explanation:** This error occurs while the server side checks the syntax of the input parameter for the CB390CMD call. The value indicated by *parametervalue* of the parameter indicated by *parametername* has invalid character. Only OS/390 letters and digits are allowed.

**User Response:** Check the characters of the parameter *parametername*. Check your OS/390 documentation for allowed characters.

---

### **BBON3170E** Attribute *attributevalue* is unknown for Activation Isolation Policy.

**Explanation:** This error occurs while the server side checks the syntax of the input respective output parameter. The attribute indicated by *attributevalue* is not known for "Activation Isolation Policy".

**User Response:** Refer to *WebSphere Application Server V4.0.1 for z/OS and OS/390 System Management Scripting API* to see which values pertain to "Activation Isolation Policy".

---

### **BBON3171E** Attribute *attributevalue* is unknown for Passivation Constraints.

**Explanation:** This error occurs while the server side checks the syntax of the input respective output parameter. The attribute indicated by *attributevalue* is not known for "Passivation Constraints".

**User Response:** Check the documentation of "SM Scripting API" which values pertain to "Passivation Constraints".

---

### **BBON3172E** Attribute *attributevalue* is unknown for Managed Object Refresh Policy.

**Explanation:** This error occurs while the server side checks the syntax of the input respective output parameter. The attribute indicated by *attributevalue* is not known for "Managed Object Refresh Policy".

**User Response:** Check the documentation of "SM Scripting API" which values pertain to "Managed Object Refresh Policy".

---

**BBON3173E Attribute *attributevalue* is unknown for Transaction Policy.**

**Explanation:** This error occurs while the server side checks the syntax of the input respective output parameter. The attribute indicated by *attributevalue* is not known for "Transaction Policy".

**User Response:** Check the documentation of "SM Scripting API" which values pertain to "Transaction Policy".

---

**BBON3174E Attribute *attributevalue* is unknown for LRM Subsystem Type.**

**Explanation:** This error occurs while the server side checks the syntax of the input respective output parameter. The attribute indicated by *attributevalue* is not known for "LRM Subsystem Type".

**User Response:** Check the documentation of "SM Scripting API" which values pertain to "LRM Subsystem Type".

---

**BBON3175E Attribute *attributevalue* is unknown for Isolation Policy.**

**Explanation:** This error occurs while the server side checks the syntax of the input respective output parameter. The attribute indicated by *attributevalue* is not known for "Isolation Policy".

**User Response:** Check the documentation of "SM Scripting API" which values pertain to "Isolation Policy".

---

**BBON3176E Attribute *attributevalue* is unknown for Replication Policy.**

**Explanation:** This error occurs while the server side checks the syntax of the input respective output parameter. The attribute indicated by *attributevalue* is not known for Replication Policy.

**User Response:** Check the documentation of "SM Scripting API" which values pertain to "Replication Policy".

---

**BBON3177E Attribute *attributevalue* is unknown for DCE Quality Of Protection.**

**Explanation:** This error occurs while the server side checks the syntax of the input respective output parameter. The attribute indicated by *attributevalue* is not known for "DCE Quality Of Protection".

**User Response:** Check the documentation of "SM Scripting API" which values pertain to "DCE Quality Of Protection".

---

**BBON3178E Attribute *attributevalue* is unknown for Security.**

**Explanation:** This error occurs while the server side checks the syntax of the input respective output parameter. The attribute indicated by *attributevalue* is not known for "Security".

**User Response:** Check the documentation of "SM Scripting API" which values pertain to "Security".

---

**BBON3179E Attribute *attributevalue* is unknown for Serverinstance Status.**

**Explanation:** This error occurs while the server side checks the syntax of the input respective output parameter. The attribute indicated by *attributevalue* is not known for "Serverinstance Status".

**User Response:** Check the documentation of "SM Scripting API" which values pertain to "Serverinstance Status".

---

**BBON3180E No Attributes found for Container.**

**Explanation:** This error occurs while the server side checks the syntax of the input parameter. During the reading for the container properties an error occurred. No attributes were found.

**User Response:** Follow your local procedures for contacting IBM for support.

---

**BBON3181E No Attributes found for Server.**

**Explanation:** This error occurs while the server side checks the syntax of the input parameter. During the reading of the server properties an error occurred. No attributes were found.

**User Response:** Follow your local procedures for contacting IBM for support.

## Messages — Scripting API (BBON3xxx)

---

### **BBON3182E No Attributes found for Server Instance.**

**Explanation:** This error occurs while the server side checks the syntax of the input parameter. During the reading of the server instance properties an error occurred. No attributes were found.

**User Response:** Follow your local procedures for contacting IBM for support.

---

### **BBON3183E No Attributes found for LRM.**

**Explanation:** This error occurs while the server side checks the syntax of the input parameter. During the reading of the lrm properties an error occurred. No attributes were found.

**User Response:** Follow your local procedures for contacting IBM for support.

---

### **BBON3184E No Attributes found for LRMI.**

**Explanation:** This error occurs while the server side checks the syntax of the input parameter. During the reading of the lrmi properties an error occurred. No attributes were found.

**User Response:** Follow your local procedures for contacting IBM for support.

---

### **BBON3185E No Attributes found for Security.**

**Explanation:** This error occurs while the server side checks the syntax of the input parameter. During the reading of the security properties an error occurred. No attributes were found.

**User Response:** Follow your local procedures for contacting IBM for support.

---

### **BBON3186E No Attributes found for Isolation Policy.**

**Explanation:** This error occurs while the server side checks the syntax of the input parameter. During the reading of the "Isolation Policy" an error occurred. No attributes were found.

**User Response:** Follow your local procedures for contacting IBM for support.

---

### **BBON3187E No Attributes found for Replication Policy.**

**Explanation:** This error occurs while the server side checks the syntax of the input parameter. During the reading of the "Replication Policy" an error occurred. No attributes were found.

**User Response:** Follow your local procedures for contacting IBM for support.

---

### **BBON3188E No Attributes found for DCE Quality Of Protection.**

**Explanation:** This error occurs while the server side checks the syntax of the input parameter. During the reading of the "DCE Quality Of Protection" an error occurred. No attributes were found.

**User Response:** Follow your local procedures for contacting IBM for support.

---

### **BBON3189E No Attributes found for LRM Subsystem Type.**

**Explanation:** This error occurs while the server side checks the syntax of the input parameter. During the reading of the "LRM Subsystem Type" an error occurred. No attributes were found.

**User Response:** Follow your local procedures for contacting IBM for support.

---

### **BBON3190E No Attributes found for Activation Isolation Policy.**

**Explanation:** This error occurs while the server side checks the syntax of the input parameter. During the reading of the "Activation Isolation Policy" an error occurred. No attributes were found.

**User Response:** Follow your local procedures for contacting IBM for support.

---

---

**BBON3191E No Attributes found for Passivation Constraints.**

**Explanation:** This error occurs while the server side checks the syntax of the input parameter. During the reading of the "Passivation Constraints" an error occurred. No attributes were found.

**User Response:** Follow your local procedures for contacting IBM for support.

---

**BBON3192E No Attributes found for Managed Object Refresh Policy.**

**Explanation:** This error occurs while the server side checks the syntax of the input parameter. During the reading of the "Managed Object Refresh Policy" an error occurred. No attributes were found.

**User Response:** Follow your local procedures for contacting IBM for support.

---

**BBON3193E No Attributes found for Transaction Policy.**

**Explanation:** This error occurs while the server side checks the syntax of the input parameter. During the reading of the "Transaction Policy" an error occurred. No attributes were found.

**User Response:** Follow your local procedures for contacting IBM for support.

---

**BBON3194E No Attributes found for Sysplex.**

**Explanation:** This error occurs while the server side checks the syntax of the input parameters. An error occurred during reading of the Sysplex properties. No attributes were found.

**User Response:** Follow your local procedures for contacting IBM for support.

---

**BBON3195E No Attributes found for System.**

**Explanation:** This error occurs while the server side checks the syntax of the input parameters. An error occurred during reading of the System properties. No attributes were found.

**User Response:** Follow your local procedures for contacting IBM for support.

---

**BBON3196E No Attributes found for J2EE Server.**

**Explanation:** This error occurs while the server side checks the syntax of the input parameters. An error occurred during reading of the J2EE Server properties. No attributes were found.

**User Response:** Follow your local procedures for contacting IBM for support.

---

**BBON3197E UserID *username* not authorized for administration**

**Explanation:** This error occurs when the REXX script is executed from a non-admin userid.

**User Response:** Verify that the userid is authorized for administration.

---

**BBON3199E Method *functionname* failed.**

**Explanation:** An error occurred while performing method *functionname*.

**User Response:** Read the additional messages for further information.

---

**BBON3200E Getting XML parser reference for XML *filename* failed.**

**Explanation:** This error occurs while processing the XML for a J2EE resource template or a J2EE resource instance. An error occurred during the generation of a DOMParser object.

**User Response:** Follow your local procedures for contacting IBM for support.

---

## Messages — Scripting API (BBON3xxx)

---

**BBON3201E** *attribute-name* is not a valid resource attribute for J2EE resource type *resource-type-name*.

**Explanation:** This error occurs while merging J2EE resource attributes into a J2EE resource template XML. The resource template XML specifies which attributes are valid for J2EE resource instances of this type. (For example, db2PlanName is a valid attribute for J2EE resources of type DB2datasource). The specified attribute-name was not recognized as a valid attribute for the specified resource-type.

**User Response:** Check the template XML of your intended resource type for supported resource attributes, then correct your script to make use of supported resource attributes only. The attribute-name may have been misspelled or intended for a different resource type.

---

**BBON3202E** Unexpected syntax in *filename* XML: no expected-tag-name node found below *xml-location*.

**Explanation:** This error occurs while processing a J2EE resource template XML. A node with the specified tag was expected, but not found.

**User Response:** This error should not occur with IBM-provided resource template XMLs. If you are developing your own resource template XML, make sure the XML adheres to the (IBM-provided) DTD (document type definition) for J2EE resource template XMLs.

---

**BBON3203E** Unexpected syntax in *filename* XML: no child node found under *attribute\_type* of attribute *attribute-name*.

**Explanation:** This error occurs while processing a J2EE resource template XML. An XML child node was expected under the *attribute\_type* node for the specified J2EE resource attribute, but none was found.

**User Response:** This error should not occur with IBM-provided resource template XMLs. If you are developing your own resource template XML, make sure the XML adheres to the (IBM-provided) DTD (document type definition) for J2EE resource template XMLs.

---

**BBON3204E** Error modifying XML for J2EE resource type *resource-type-name*: replaceText failed in *selected\_value* below *xml-location*.

**Explanation:** This error occurs while processing a J2EE resource template XML. A text replacement in a *selected\_value* node below the specified position *xml-location* was attempted, but failed. This should not happen unless the XML parser API createTextNode fails or the parser generated document structure is invalid (document node not found).

**User Response:** This error should not occur with IBM-provided resource template XMLs. If you are developing your own resource template XML, make sure the XML adheres to the (IBM-provided) DTD (document type definition) for J2EE resource template XMLs. Also, verify that your XML passes the validation of a (validating) XML viewer.

---

**BBON3205E** Parser exception during parsing of XML *filename*.

**Explanation:** This error occurs while processing the XML for a J2EE resource template or a J2EE resource instance. An org.xml.sax.SAXException was thrown during the generation of a DOMParser object.

**User Response:** Follow your local procedures for contacting IBM for support.

---

**BBON3206E** Getting XML document reference for XML *filename* failed.

**Explanation:** This error occurs while processing the XML for a J2EE resource template or a J2EE resource instance. The XML parser's getDocument() API failed after parsing the XML.

**User Response:** Follow your local procedures for contacting IBM for support.

---

**BBON3207E** Getting root element of XML *filename* failed.

**Explanation:** This error occurs while processing the XML for a J2EE resource template or a J2EE resource instance. The XML parser's getDocumentElement() API failed after parsing the XML.

**User Response:** This error should not occur with IBM-provided resource template XMLs. If you are developing your own resource template XML, make sure the XML adheres to the (IBM-provided) DTD (document type definition) for J2EE resource template XMLs. Also, verify that your XML passes the validation of a (validating) XML viewer.



---

**BBON3208E Unexpected syntax in filename XML: unrecognized resource attribute type *type-name* for attribute *attribute-name*.**

**Explanation:** This error occurs while processing the XML for a J2EE resource template or a J2EE resource instance. The specified *type-name* was not recognized as a valid type for the specified J2EE resource attribute *attribute-name*.

**User Response:** This error should not occur with IBM-provided resource template XMLs. If you are developing your own resource template XML, make sure the XML adheres to the (IBM-provided) DTD (document type definition) for J2EE resource template XMLs.

---

**BBON3209E No Attributes found for J2EE resource.**

**Explanation:** This error occurs while the server side checks the syntax of the input parameters. An error occurred during reading of the J2EE resource properties. No attributes were found.

**User Response:** Follow your local procedures for contacting IBM for support.

---

**BBON3210E Unexpected syntax in filename XML: no text found for node *nodename*.**

**Explanation:** The indicated XML file does not contain any text for the indicated node.

**User Response:** Correct the XML file to add the text and retry the action.

---

**BBON3211E The J2EE resource *resourcename* was previously deleted in this conversation.**

**Explanation:** The J2EE resource has been deleted previously in this conversation and therefore cannot be processed.

**User Response:** None.

---

**BBON3212E Instances of J2EE resource *resourcename* are used by the following Servers/Applications:*server-application-name*. As long as these connections exist, this J2EE resource cannot be deleted.**

**Explanation:** The J2EE resource is currently referenced by the listed servers/applications and therefore cannot be deleted.

**User Response:** Change the listed servers/applications so they no longer reference the J2EE resource, then retry the J2EE resource delete.

---

**BBON3213E Unexpected syntax for parameter name *parameter-name*: equal sign expected.**

**Explanation:** This error occurs when a script parameter value of the form `name='value' name='value'...` is processed. The separating equal sign was expected and not found.

**User Response:** Check your script and correct the syntax of the value for the specified *parameter-name*.

---

**BBON3214E Unexpected syntax for parameter name *parameter-name*: single quote expected.**

**Explanation:** This error occurs when a script parameter value of the form `name='value' name='value'...` is processed. The delimiting single quote was expected and not found.

**User Response:** Check your script and correct the syntax of the value for the specified *parameter-name*.

---

**BBON3215E *value* is not a valid value for J2EE resource *attribute-name*.**

**Explanation:** This error occurs during creation or modification of a J2EE resource instance. The specified value is not a valid choice for the resource instance attribute *attribute-name*.

**User Response:** Check your script and correct the value for the resource instance attribute *attribute-name*. The valid choices are defined by the template XML for this resource type.

---

## Messages — Scripting API (BBON3xxx)

---

**BBON3216E** The J2EE application *application-name* was not found on server *server-name*.

**Explanation:** This error occurs during deleting an J2EE application. The specified J2EE application *application-name* was not found on the specified J2EE server *server-name*.

**User Response:** Make sure that the J2EE application *application-name* is installed on the J2EE server *server-name* you have specified.



---

## Chapter 12. Messages — Query (BBOQxxxx)

This chapter describes the WebSphere for z/OS query messages. These messages appear:

- on the operator's console.
- in the error log, which is identified by LOGSTREAMNAME in the environment file (or in CERR if no log stream is available).
- in the activity log, which is the job log or system hard copy log.

---

### **BBOQ0001E** Aggregates are not supported in view types.

**Explanation:** An aggregate function is specified in the query that implements the mapped type or views. In this version of the CB OO-SQL query service, the mapped types may not be defined with queries that have any of the following aggregate functions: COUNT, SUM, AVG, MIN, or MAX. The statement cannot be processed.

**User Response:** Remove the aggregate functions from the query that defines the mapped type. See the Object-Oriented SQL section of the Component Broker Programming Reference (SC09-4446-00) for more information.

---

### **BBOQ0002I** A date computation overflow has occurred.

**Explanation:** During processing of the SQL statement, an overflow condition arose when processing the date function. The statement cannot be processed. No data was retrieved.

**User Response:** Examine the syntax of the SQL statement to determine the cause of the error. If the problem is data dependent, it may be necessary to examine the data processed at the time of the error.

---

### **BBOQ0003E** An error occurred executing a SQL query: *string1*.

**Explanation:** During processing of the pushdown SQL statement, an error was reported by the DBMS. The statement cannot be processed.

**User Response:** Examine the syntax of the SQL statement and the error log to determine the cause of the error.

---

### **BBOQ0004E** An error occurred while computing an indexed scan.

**Explanation:** The command failed while the OO-SQL query function was computing an indexed scan. The command cannot be processed.

**User Response:** See additional messages for how CB Series might have handled the error. If no related messages are found, see the CB Programming Reference (SC09-4446-00). Contact the IBM Support Center as necessary.

---

### **BBOQ0006E** An invalid character was found in a character string argument in function *string1*.

**Explanation:** A function that accepts a string argument representing a number could not process the string argument.

**User Response:** Examine the string argument and refer to the OO-SQL section of the CB Programming Reference (SC09-4446-00) for the correct syntax.

---

### **BBOQ0007E** Alias *string1* is not defined.

**Explanation:** The alias identified by <name> is not defined in the metadata. The statement cannot be processed.

**User Response:** Examine the DDL and ensure the alias is specified correctly in the DDL. Contact the IBM Support Center if necessary.

---

## Messages — Query (BBOQxxxx)

---

**BBOQ0008E** An overflow occurred during a numeric data type conversion in function *string1*.

**Explanation:** During processing of the SQL statement, an overflow condition arose when converting a numeric data type in the function identified by <function>.

**User Response:** Examine the syntax of the SQL statement to determine the cause of the error. If the problem is data dependent, it may be necessary to examine the data processed at the time of the error.

---

**BBOQ0009E** Assignment overflow occurred converting unsigned int to int.

**Explanation:** During processing of the SQL statement, an overflow condition arose when converting from unsigned int type to int type.

**User Response:** Examine the syntax of the SQL statement to determine the cause of the error. If the problem is data dependent, it may be necessary to examine the data processed at the time of the error.

---

**BBOQ0010E** Assignment overflow occurred converting unsigned long to long.

**Explanation:** During processing of the SQL statement, an overflow condition arose when converting from unsigned long type to long type.

**User Response:** Examine the syntax of the SQL statement to determine the cause of the error. If the problem is data dependent, it may be necessary to examine the data processed at the time of the error.

---

**BBOQ0012E** A query cannot be projected in the sub-query of a predicate.

**Explanation:** Subqueries cannot be nested within projection elements.

**User Response:** Remove the nested sub-query in the projection element. See the Object-Oriented SQL section of the Component Broker Programming Reference (SC09-4446-00) for more information.

---

**BBOQ0013E** A correlation is dependent upon another correlation (*string1*) defined in a SELECT statement with a GROUP BY clause.

**Explanation:** The correlation that is used to correlate the nested or embedded collection is dependent upon another correlation name <name1> that is used in the FROM clause of another SELECT statement with a GROUP BY clause. The statement cannot be processed.

**User Response:** Ensure that a correlation is not defined using <name2>.

---

**BBOQ0014E** A single escape character is required for LIKE *string1*.

**Explanation:** Only one escape character can be specified for for LIKE <name>. The statement cannot be processed.

**User Response:** Make sure that the LIKE predicate specifies a single ESCAPE character and resubmit the command.

---

**BBOQ0015E** A time computation overflow has occurred.

**Explanation:** During processing of the SQL statement, an overflow condition arose when processing the time function. the statement cannot be processed. No data was retrieved.

**User Response:** Examine the syntax of the SQL statement to determine the cause of the error. If the problem is data dependent, it may be necessary to examine the data processed at the time of the error.

---

**BBOQ0016E** An argument type error was found in *string1*.

**Explanation:** The data types of the first operand and the second operand in <pred> do not mix. The statement cannot be processed.

**User Response:** Ensure that the data types match. The rules for using the correct types are listed below:  
:xmp.numeric character ----- < less than (collates before) = equal (collates equal to) >  
greater than (collates after) <= at most (collates before or equal to) << not equal (not the same as) <= at least (collates after or equal to):xmp. Ensure that the inequality or comparison operator uses either numeric data or character data in <pred>. The operand appearing to the left of a LIKE or NOT LIKE predicate must be a string expression. The

value appearing to the right of the predicate must be a string constant. Check and correct the syntax of the LIKE predicate. The operands for the dyadic operators +, -, \*, and / can be: integer, smallint, float, real, double precision, numeric, and decimal. Ensure that operands are from the above list if arithmetic operators are used in <pred>.

**BBOQ0017E A timestamp computation overflow has occurred.**

**Explanation:** During processing of the SQL statement, an overflow condition arose when processing the time function. The statement cannot be processed. No data was retrieved.

**User Response:** Examine the syntax of the SQL statement to determine the cause of the error. If the problem is data dependent, it may be necessary to examine the data processed at the time of the error.

**BBOQ0018E A WHERE clause or a SET clause contains a column function: *string1*.**

**Explanation:** A WHERE clause can contain a column function only if that clause appears within a sub-query of a HAVING clause and the argument of the column function is a correlated reference to a group. The statement cannot be processed.

**User Response:** Remove the column function from the WHERE clause.

**BBOQ0019E Computing aggregate AVG.**

**Explanation:** This message is preceded by an overflow exception message. The numeric total of known values has exceeded the biggest integer or double precision floating number supported by the platform, so that the AVG function cannot be computed. The statement cannot be processed.

**User Response:** Rewrite the query using the predicate so that the total of known values does not exceed the biggest integer or double precision floating point number supported by the platform.

**BBOQ0020E Computing aggregate SUM.**

**Explanation:** This message is preceded by an overflow exception message. The numeric total of known values has exceeded the biggest integer or double precision floating number supported by the platform, so that the SUM function cannot be computed. The statement cannot be processed.

**User Response:** Rewrite the query using the predicate so that the total of known values does not exceed the biggest integer or double precision floating point number supported by the platform.

**BBOQ0021E *string1* cannot be an alias for *string2*.**

**Explanation:** A correlation name is used as a nested set in the FROM clause. Nested sets are defined on attributes and methods.

**User Response:** Remove the entry from the FROM clause. See the Object-Oriented SQL section of the Component Broker Programming Reference (SC09-4446-00) for more information.

**BBOQ0022E Column *string1* cannot be cast to another type.**

**Explanation:** The column <name> has been cast incorrectly to another type. The statement cannot be processed.

**User Response:** A column can be cast to a type only if the column is either void\* or a nonparameterized collection. Ensure that the column falls into one of the two categories before casting. See the Object-Oriented SQL section of the Component Broker Programming Reference (SC09-4446-00) for more information.

**BBOQ0023E Column *string1* cannot be cast to a view.**

**Explanation:** The column <name> has been cast incorrectly to a view or mapped type. The statement cannot be processed.

**User Response:** The column specified by <name> cannot be cast to a view or mapped type. Remove the cast and resubmit the statement. See the Object-Oriented SQL section of the Component Broker Programming Reference (SC09-4446-00) for more information.

## Messages — Query (BBOQxxxx)

---

**BBOQ0024E** Cannot flatten *string1* : *string2* to define *string3*.

**Explanation:** A correlation name <name3> is defined over a member <name2> of type <name1>, but the member <name2> is not of collection type. The statement cannot be processed.

**User Response:** Correlation names can be defined over only embedded collection and root collections. For example, if correlation name q2 is bound to the nested collection q1.m1, then m1 must be a multi-valued (or collection) member in q1. In general, the last member of the nested collection must be of multi-valued type. Ensure that the member is a multi-valued type and resubmit the command.

---

**BBOQ0026E** Column *string1* is ambiguous.

**Explanation:** Two or more collections specified in a FROM clause in the statement contain columns with the specified <name>. The column name needs further information to establish which of the possible columns it is. The statement cannot be processed.

**User Response:** Add a qualifier to the column name. The qualifier is the collection name or correlation name.

---

**BBOQ0027E** Column *string1* is a pointer, so it cannot be cast to a non-pointer.

**Explanation:** The column <name> of pointer type is cast incorrectly to a non-pointer type. The statement cannot be processed.

**User Response:** Find the correct pointer type of the column <name> and cast the column <name> to that pointer type.

---

**BBOQ0029E** Column *string1* is not a pointer, so it cannot be cast as a pointer to another type.

**Explanation:** The SQL statement includes an unknown pointer. The statement cannot be processed.

**User Response:** Ensure that you correctly spell the pointer name.

---

**BBOQ0030E** Class *string1* is not defined for SELECT \*N.

**Explanation:** A metadata description for type <name> is not available.

**User Response:** Check the information repository for any missing entries. See Interface Repository in the Component Broker Programming Reference (SC09-4446-00) for more information.

---

**BBOQ0031E** Column *string1* is not specified in the GROUP BY clause.

**Explanation:** The SELECT statement has a column name contained in the SELECT clause but not in the GROUP BY clause. The statement cannot be processed.

**User Response:** Correct the statement by including the columns in the GROUP BY clause that are in the SELECT clause or by removing the columns from the SELECT clause. See the Object-Oriented SQL section of the Component Broker Programming Reference (SC09-4446-00) for more information.

---

**BBOQ0032E** Column *string1* specified in the order by clause has no corresponding column in the projection clause.

**Explanation:** The ORDER BY clause in the statement contains a column number that is either less than 1 or greater than the number of columns in the result table (the number of items in the SELECT clause). The statement cannot be processed.

**User Response:** Correct the syntax of the ORDER BY clause so each column identifier properly identifies a column of the result table. See the Object-Oriented SQL section of the Component Broker Programming Reference (SC09-4446-00) for more information.

---

---

**BBOQ0034E** Collection *string1* is not defined.

**Explanation:** The collection identified by <name> is not defined in the proper naming service naming context. The statement cannot be processed.

**User Response:** Determine if the collection is correctly specified in the SQL statement. If so, ensure that the collection exists in the correct naming context and resubmit the statement.

---

**BBOQ0035E** Class *string1* is not defined in the information repository.

**Explanation:** The interface name identified by <name> is not defined in the interface repository. The statement cannot be processed.

**User Response:** Determine if the interface name is correctly specified in the SQL statement. If so, ensure that the class is defined in the interface repository.

---

**BBOQ0036E** CLOSE is not implemented

**Explanation:** The CLOSE command is not supported in this version of the CB OO-SQL query function. The statement cannot be processed.

**User Response:** Remove the statement from the program and do not issue this command. See the Object-Oriented SQL section of the Component Broker Programming Reference (SC09-4446-00) for more information.

---

**BBOQ0037E** Column numbers must be positive integers.

**Explanation:** The column numbers in the ORDER BY clause is either less than 1 or greater than the number of columns in the result table (the number of items in the SELECT clause). The statement cannot be processed.

**User Response:** Correct the syntax of ORDER BY so each column identifier properly identifies a column of the result table.

---

**BBOQ0038E** *string1* cannot navigate past *string2*.

**Explanation:** <name2> is not an embedded or a nested collection. The statement cannot be processed.

**User Response:** Replace <name2> by an embedded or a nested collection. If <name2> is a nonparameterized embedded or a nested collection, <name2> with the appropriate collection type. See the Object-Oriented SQL section of the Component Broker Programming Reference (SC09-4446-00) for more information.

---

**BBOQ0039E** Cannot navigate through *string1*.

**Explanation:** Navigation was attempted through <name> in the query. Navigation can be performed only if the column is one of the following types: set, pointer, embedded class, or view. The statement cannot be processed.

**User Response:** Enter the column name of navigational type. If the column name is a multi-valued type of nonparameterized type, cast it with the appropriate type. See the Object-Oriented SQL section of the Component Broker Programming Reference (SC09-4446-00) for more information.

---

**BBOQ0040E** Counter overflow occurred computing AVG.

**Explanation:** The number of data arrays retrieved from the database to compute the AVG function exceeded the biggest integer number supported by the platform. The statement cannot be processed.

**User Response:** Rewrite the query using the predicate so that the number of data arrays retrieved from the database does not exceed the biggest integer number supported by the platform.

---

**BBOQ0041E** Counter overflow occurred computing COUNT.

**Explanation:** The number of results retrieved from the database to compute the COUNT function exceeded the biggest integer number supported by the platform. The statement cannot be processed.

**User Response:** Rewrite the query using the predicate so that the number of results retrieved from the database does not exceed the biggest integer number supported by the platform.

---

## Messages — Query (BBOQxxxx)

---

### **BBOQ0042E CREATE TABLE is not implemented.**

**Explanation:** The CREATE TABLE command is not supported in this version of the CB OO-SQL query function. The statement cannot be processed.

**User Response:** Remove the statement from the program and do not issue this command. See the Object-Oriented SQL section of the Component Broker Programming Reference (SC09-4446-00) for more information. Also see DB2 for OS/390 V5 SQL Reference (SC26-8966).

---

### **BBOQ0043E CREATE TABLE TYPE is not implemented.**

**Explanation:** The CREATE TABLE TYPE command is not supported in this version of the CB OO-SQL query function. The statement cannot be processed.

**User Response:** Remove the statement from the program and do not issue this command. See the Object-Oriented SQL section of the Component Broker Programming Reference (SC09-4446-00) for more information. Also see DB2 for OS/390 V5 SQL Reference (SC26-8966).

---

### **BBOQ0044E Duplicate column *string1* has been found in the order by clause.**

**Explanation:** The ORDER BY clause in the statement contains a duplicate column number <number>. The statement cannot be processed.

**User Response:** Correct the syntax of the ORDER BY clause so that the column <number> appears only once.

---

### **BBOQ0045E Duplicate group by element *string1* has been found in the group by clause.**

**Explanation:** The GROUP BY clause in the statement contains a duplicate element <name>. The statement cannot be processed.

**User Response:** Correct the syntax of the GROUP BY clause so that the element <name> appears only once.

---

### **BBOQ0046E DISTINCT is specified more than once in aggregate functions.**

**Explanation:** The DISTINCT qualifier cannot be used: In both the SELECT clause and a column function. In two or more column functions in the same SELECT statement. The statement cannot be processed.

**User Response:** Rewrite the SELECT statement and resubmit the command. See the Object-Oriented SQL section of the Component Broker Programming Reference (SC09-4446-00) for more information. Also see DB2 for OS/390 V5 SQL Reference (SC26-8966).

---

### **BBOQ0047E Distinct in view type *string1* is not supported.**

**Explanation:** The view or mapped type <name> is defined with SELECT DISTINCT clause. In this version of the OO-SQL query function, the view or mapped types may not be defined using queries with the SELECT DISTINCT clause. The statement cannot be processed.

**User Response:** Remove the SELECT DISTINCT clause from the query that defines the view or mapped type <name>. See the Object-Oriented SQL section of the Component Broker Programming Reference (SC09-4446-00) for more information. Also see DB2 for OS/390 V5 SQL Reference (SC26-8966).

---

### **BBOQ0048E *string1 string2* does not have a column *string3*.**

**Explanation:** The collection or view <name1> <name2> specified in the FROM clause does not have a column <name3>. The statement cannot be processed.

**User Response:** Enter the correct column name that belongs to the collection <name1> <name2> and resubmit the command. See the Object-Oriented SQL section of the Component Broker Programming Reference (SC09-4446-00) for more information. Also see DB2 for OS/390 V5 SQL Reference (SC26-8966).

---



---

**BBOQ0049E** *string1 string2 does not have a method string3().*

**Explanation:** The object <name1> <name2> specified in the FROM clause does not have a method <name3>. The statement cannot be processed.

**User Response:** Enter the correct method name that belongs to the object <name1> <name2>.

---

**BBOQ0050E** **DECLARE is not implemented.**

**Explanation:** The DECLARE command is not supported in this version of the CB OO-SQL query function. The statement cannot be processed.

**User Response:** Remove the statement from the program and do not issue this command. See the Object-Oriented SQL section of the Component Broker Programming Reference (SC09-4446-00) for more information. Also see DB2 for OS/390 V5 SQL Reference (SC26-8966).

---

**BBOQ0051E** */ is only for simple types string1.*

**Explanation:** The / operator is used incorrectly in the expression <expr>. The operands for the dyadic arithmetic operator / can be: smallint, integer, real, double precision, or decimal. The statement cannot be processed.

**User Response:** Ensure that the operands are from the above list.

---

**BBOQ0052E** **Error -**

**Explanation:** prefix for error messages.

**User Response:** None

---

**BBOQ0053E** **EXISTS, IN, ALL, ANY and SOME are only for multi-valued attributes.**

**Explanation:** The member used in the EXISTS, IN, ALL, ANY and SOME predicate is not multi-valued. The statement cannot be processed.

**User Response:** Ensure that the member is a collection type attribute. The collection can be empty or the collection can contain one or many values. The set of values can also include null values.

---

**BBOQ0054E** **An exception has been raised during navigation.**

**Explanation:** The command failed while the OO-SQL query function was performing navigation. This message is preceded by another error message. This message is caused by a bad user method or a bad pointer. The command cannot be processed.

**User Response:** See the Object-Oriented SQL section of the Component Broker Programming Reference (SC09-4446-00) for more information. Also see DB2 for OS/390 V5 SQL Reference (SC26-8966).

---

**BBOQ0055E** **An exception has been raised during path expression analysis.**

**Explanation:** The command failed while the OO-SQL query function was performing the query refinement. The interface repository may be corrupted if running with CB. The command cannot be processed.

**User Response:** See the Object-Oriented SQL section of the Component Broker Programming Reference (SC09-4446-00) for more information. Also see DB2 for OS/390 V5 SQL Reference (SC26-8966).

---

**BBOQ0056E** **An exception has been raised during query evaluation.**

**Explanation:** The command failed while the CB OO-SQL query function was evaluating the SQL query. This message is preceded by another error message. The command cannot be processed.

**User Response:** Report this error to the next level of support or to the IBM Support Center.

---

## Messages — Query (BBOQxxxx)

---

### **BBOQ0057E An exception has been raised during table define.**

**Explanation:** The command failed while the OO-SQL query function was accessing the metadata information. The command cannot be processed.

**User Response:** See the Object-Oriented SQL section of the Component Broker Programming Reference (SC09-4446-00) for more information. Also see DB2 for OS/390 V5 SQL Reference (SC26-8966). Contact the IBM Support Center if necessary.

---

### **BBOQ0058E An exception has been raised during table describe.**

**Explanation:** The command failed while the CB OO-SQL query function was accessing the DDL metadata information. The command cannot be processed.

**User Response:** Report this error to the next level of support or to the IBM Support Center.

---

### **BBOQ0059E Foreign key column *string1* in table *string2* is already defined.**

**Explanation:** The command failed while the CB OO-SQL query function was accessing the DDL metadata information. The command cannot be processed.

**User Response:** Report this error to the next level of support or to the IBM Support Center.

---

### **BBOQ0060E Foreign key column *string1* in table *string2* is not defined.**

**Explanation:** The command failed while the CB OO-SQL query function was accessing the DDL metadata information. The command cannot be processed.

**User Response:** Report this error to the next level of support or to the IBM Support Center.

---

### **BBOQ0061E FETCH is not implemented.**

**Explanation:** The FETCH command is not supported in this version of the CB OO-SQL query function. The statement cannot be processed.

**User Response:** Remove the statement from the program and do not issue this command. See the Object-Oriented SQL section of the Component Broker Programming Reference (SC09-4446-00) for more information. Also see DB2 for OS/390 V5 SQL Reference (SC26-8966).

---

### **BBOQ0063E A floating point division by zero has occurred: *fstring1 char2 fstring3*.**

**Explanation:** The processing of the specified arithmetic operation resulted in division by zero. The statement cannot be processed.

**User Response:** Examine the SQL statement to determine the cause of the problem. If the problem is data dependent, it is necessary to examine the data processed when the error occurred. Check the platform guide for the proper ranges for float values.

---

### **BBOQ0064E A floating point invalid operation has occurred: *fstring1 char2 fstring3*.**

**Explanation:** The processing of the specified arithmetic operation resulted in an arithmetic overflow or division by zero. The statement cannot be processed.

**User Response:** If the problem is data dependent, it is necessary to examine the data processed when the error occurred. Check the platform guide for the proper ranges for float values.

---

### **BBOQ0065E A floating point overflow has occurred: *fstring1 char2 fstring3*.**

**Explanation:** The processing of the specified arithmetic operation resulted in an arithmetic overflow or division by zero. The statement cannot be processed.

**User Response:** Examine the SQL statement to determine the cause of the error. If the problem is data dependent, it is necessary to examine the data processed when the error occurred. Check the platform guide for the proper ranges for float values.



---

**BBOQ0066E** A floating point underflow has occurred: *fstring1 char2 fstring3*.

**Explanation:** The processing of the specified arithmetic operation resulted in an arithmetic underflow. The statement cannot be processed.

**User Response:** Examine the SQL statement to determine the cause of the problem. If the problem is data dependent, it is necessary to examine the data processed when the error occurred. Check the platform guide for the proper ranges for float values.

---

**BBOQ0067E** >= is only for simple types *string1*.

**Explanation:** The comparison operator >= is used incorrectly in the expression <expr>. The comparison operator >= works for only numeric and character data. For numeric data, the meaning of the operator >= is "at least" and for character data, date, time, timestamp or duration, the meaning is "collates after or equal to". The statement cannot be processed.

**User Response:** Ensure that the comparison operator >= uses either numeric data or character data.

---

**BBOQ0068E** > is only for simple types *string1*.

**Explanation:** The > is used incorrectly for type <expr>. The comparison operator > works for only numeric and character data, date, time, timestamp or duration. For numeric data, the meaning of the operator > is "greater than" and for character data, date, time, timestamp or duration, the meaning is "collates after". The statement cannot be processed.

**User Response:** Ensure that the comparison operator > uses either numeric data, character data, date, time, timestamp, or duration.

---

**BBOQ0070E** Illegal character has been found in the input stream.

**Explanation:** An illegal character <char> was encountered while reading the query from the input stream. The statement cannot be processed.

**User Response:** Remove the illegal character from the input stream and resubmit. See the Object-Oriented SQL section of the Component Broker Programming Reference (SC09-4446-00) for more information. Also see DB2 for OS/390 V5 SQL Reference (SC26-8966).

---

**BBOQ0077E** Inequality is only allowed for simple types *string1*.

**Explanation:** The comparison operator is used incorrectly in the expression <expr>. The comparison operators work for only smallint, integer, real, double precision, decimal and character data, date, time, timestamp, or duration. The statement cannot be processed.

**User Response:** Ensure that the inequality or comparison operator uses either smallint, integer, real, double precision data, decimal, character data, date, time, timestamp, or duration.

---

**BBOQ0078E** An integer value is out of range: *string1 char2 string3*.

**Explanation:** The specified integer literal is not in the acceptable range for this platform. The statement cannot be processed.

**User Response:** Reduce the integer literal value to the appropriate size supported by the platform.

---

**BBOQ0080E** <= is only for simple types *string1*.

**Explanation:** The <= is used incorrectly in the expression <expr>. The comparison operator <= works for only smallint, integer, real, double precision, decimal, character data, time, timestamp or duration. For smallint, integer, real, and double precision, decimal data, the meaning of the operator <= is "at most" and for character data, date, time, timestamp or duration, the meaning is "collates before or equal to". The statement cannot be processed.

**User Response:** Ensure that the comparison operator <= uses either numeric data, character data, date, time, timestamp or duration.

---

## Messages — Query (BBOQxxxx)

---

**BBOQ0081E** < is only for simple types *string1*.

**Explanation:** The < is used incorrectly in the expression <expr>. The comparison operator < works for only smallint, integer, real, double precision, decimal, character data, date, time, timestamp or duration. For smallint, integer, real, double precision, decimal types, the meaning of the operator < is "less than" and for character data, date, time, timestamp or duration, the meaning is "collates before". The statement cannot be processed.

**User Response:** Ensure that the comparison operator < uses either numeric data, character data, date, time, timestamp or duration.

---

**BBOQ0082E** Low on memory.

**Explanation:** CB is running out of memory.

**User Response:** Try to free some memory and resubmit the query.

---

**BBOQ0083E** Method arguments for parameter *string1* of method *string2* are passed as pointers, please change the parameter type to a pointer type.

**Explanation:** A method argument to a class object or struct data structure is declared as pass by value in the method signature. A current restriction limits passing such arguments by pointer.

**User Response:** Change the method signature and retry (CORBA method passing). See the Object-Oriented SQL section of the Component Broker Programming Reference (SC09-4446-00) for more information. Also see DB2 for OS/390 V5 SQL Reference (SC26-8966).

---

**BBOQ0084E** MAX is only for simple types: *string1*

**Explanation:** The MAX function is used incorrectly in the expression <expr>. The MAX function can be used with only the following data types: smallint, integer, real, double precision, decimal, character, date, time, timestamp, or duration. The statement cannot be processed.

**User Response:** Ensure that MAX uses only the above types.

---

**BBOQ0085E** Method *string1* has a type mismatch on parameter *string2* in *string3*.

**Explanation:** The type of a method argument does not match the method type signature.

**User Response:** Change the method argument and retry the query.

---

**BBOQ0086E** Method *string1* has *string2* parameters and *string3* arguments were given in *string4*.

**Explanation:** The number of arguments passed to the method does not match the number of parameters accepted by the method.

**User Response:** Change the method argument and retry the query.

---

**BBOQ0087E** - is only for simple types *string1*.

**Explanation:** The - is used incorrectly in the expression <expr>. The operands for the dyadic arithmetic operator - can be: smallint, integer, real, double precision, or decimal. The statement cannot be processed.

**User Response:** Ensure that the operands are from the above list.

---

**BBOQ0088E** Method *string1* in table *string2* is already defined.

**Explanation:** The OO-SQL query function encountered a method name <name1> that is already defined in table <name2>. The statement cannot be processed.

**User Response:** See the CB Programming Reference (SC09-4446-00) for a description of this error. Report this error to the next level of support or to the IBM Support Center.

---

---

**BBOQ0089E** MIN is only for simple types: *string1*.

**Explanation:** The MIN function is used incorrectly in the expression <expr>. The MIN function can be used with only the following data types: smallint, integer, real, double precision, decimal, character, date, time, timestamp, or duration. The statement cannot be processed.

**User Response:** Ensure that MIN uses only the above types.

---

**BBOQ0090E** More than *string1* collections are used in the query.

**Explanation:** The number of collections participating in the query has exceeded the limit of 512.

**User Response:** Remove collections from the query and retry the query.

---

**BBOQ0091E** More than *string1* operations have been found in the query.

**Explanation:** More than N (100) levels of nesting of sub-queries were encountered in the query. The statement cannot be processed.

**User Response:** Limit the number of nesting levels to N (100). Issue separate queries as required.

---

**BBOQ0092E** More than *string1* quantifiers are used in the query.

**Explanation:** The number of quantifiers participating in the query has exceeded the limit of 512.

**User Response:** Remove collections from the query and retry the query.

---

**BBOQ0093E** Nested aggregate functions are not allowed.

**Explanation:** The nesting of the aggregate functions- MAX, MIN, AVG, COUNT, and SUM were encountered in the query. The statement cannot be processed.

**User Response:** Remove the nesting of all the aggregate functions- MAX, MIN, AVG, COUNT, and SUM from the query. For example, the expression AVG(SUM(e.salary)+ e.salary) is not valid since the aggregate function SUM is used inside the aggregate function AVG. See the Object-Oriented SQL section of the Component Broker Programming Reference (SC09-4446-00) for more information. Also see DB2 for OS/390 V5 SQL Reference (SC26-8966).

---

**BBOQ0094E** NEST can only be used with class types: *string1*.

**Explanation:** The NEST aggregate function only accepts arguments that are object types.

**User Response:** Change the argument to an object type and retry the query.

---

**BBOQ0095E** *string1* is not defined.

**Explanation:** The collection identified by <name> is not defined in the DDL metadata. The statement cannot be processed.

**User Response:** Determine if the entity name is correctly specified in the SQL statement. If so, ensure that the entity is defined in the DDL metadata and resubmit the statement. DDL is Object Builder generated. Contact the IBM Support Center if necessary.

---

**BBOQ0097E** *string1* is not defined for *string2*.

**Explanation:** The member <name1> could not be found in the definition of class <name2>. The problem appeared while processing a path expression which traverses a member that is a pointer type or a nested set.

**User Response:** Check the DDL metadata to verify that the member <name1> is defined in class <name2>. Fix any problems and resubmit the query. DDL is Object Builder generated. Contact the IBM Support Center if necessary.

---

## Messages — Query (BBOQxxxx)

---

**BBOQ0098E** *string1 is not defined for flattening string2.*

**Explanation:** The member <name2> could not be found in the definition of class <name1>. The problem appeared while processing a path expression in a FROM clause of the query.

**User Response:** Check the DDL metadata to verify that the member <name2> is defined in class <name1>. Fix any problems and resubmit the query. DDL is Object Builder generated. Contact the IBM Support Center if necessary.

---

**BBOQ0099E** *string1 is not defined in string2.*

**Explanation:** Navigation was attempted from <name2> to <name1>, but <name1> is not defined in the type of <name2>. The statement cannot be processed.

**User Response:** Ensure that the <name1> type is defined in the type of <name2>. See the Object-Oriented SQL section of the Component Broker Programming Reference (SC09-4446-00) for more information. Also see DB2 for OS/390 V5 SQL Reference (SC26-8966).

---

**BBOQ0100E** **There is not enough memory to sort tuples in the qes ALL statement.**

**Explanation:** A memory allocation error occurred during the sorting of the data arrays internal query evaluation. Not enough memory is available to process the command. The command cannot be processed. (qes - query module name)

**User Response:** Stop the application. Possible solutions include: 1. Verify that your system has sufficient memory. 2. Remove background processes. See the Object-Oriented SQL section of the Component Broker Programming Reference (SC09-4446-00) for more information. Also see DB2 for OS/390 V5 SQL Reference (SC26-8966).

---

**BBOQ0101E** **There is not enough memory to sort tuples in the qes DISTINCT statement.**

**Explanation:** A memory allocation error occurred during the sorting of the data arrays in the qes DISTINCT statement. Not enough memory is available to process the command. (qes - query module name)

**User Response:** Stop the application. Possible solutions include: Verify that your system has sufficient memory. Remove background processes. See the Object-Oriented SQL section of the Component Broker Programming Reference (SC09-4446-00) for more information. Also see DB2 for OS/390 V5 SQL Reference (SC26-8966).

---

**BBOQ0102E** **There is not enough memory to sort tuples in the qes GROUP statement.**

**Explanation:** A memory allocation error occurred during the sorting of the data arrays in the qes GROUP statement. Not enough memory is available to process the command. (qes - query module name)

**User Response:** Stop the application. Possible solutions include: Verify that your system has sufficient memory. Remove background processes. See the Object-Oriented SQL section of the Component Broker Programming Reference (SC09-4446-00) for more information. Also see DB2 for OS/390 V5 SQL Reference (SC26-8966).

---

**BBOQ0103E** **There is not enough memory to sort tuples in the qes UNION statement.**

**Explanation:** A memory allocation error occurred during the sorting of the data arrays in the qes UNION statement. Not enough memory is available to process the command. (qes - query module name)

**User Response:** Stop the application. Possible solutions include: Verify that your system has sufficient memory. Remove background processes. See the Object-Oriented SQL section of the Component Broker Programming Reference (SC09-4446-00) for more information. Also see DB2 for OS/390 V5 SQL Reference (SC26-8966).

---

**BBOQ0104E** **N must be a positive integer in SELECT q.\*N.**

**Explanation:** The number used to qualify the \* operator was negative.

**User Response:** Replace the negative number with a positive one and resubmit the query.

---

---

**BBOQ0105E** N must be a positive integer in SELECT \*N.

**Explanation:** The number used to qualify the \* operator was negative.

**User Response:** Replace the negative number with a positive one and resubmit the query.

---

**BBOQ0107E** A non numeric expression has been found in *string1*.

**Explanation:** A non-numeric operand is specified for the arithmetic aggregate function <name>. The statement cannot be processed.

**User Response:** Correct the SQL statement syntax so all specified function or operator operands are numeric.

---

**BBOQ0108E** A non numeric expression has been found in AVG.

**Explanation:** A non-numeric operand is specified for the arithmetic function AVG. The statement cannot be processed.

**User Response:** Correct the SQL statement syntax so all specified AVG function operands are numeric.

---

**BBOQ0110E** The number is too big: *string1*.

**Explanation:** This error message triggers a syntax error message. The specified numeric literal is not in the acceptable range supported by the platform. The statement cannot be processed.

**User Response:** Check your platform documentation for the acceptable range. Reduce the literal value to the appropriate size and resubmit the query.

---

**BBOQ0111E** The number is too small: *string1*.

**Explanation:** This error message triggers a syntax error message. The specified numeric literal is not in the acceptable range supported by the platform. The statement cannot be processed.

**User Response:** Check your platform documentation for the acceptable range. Reduce the literal value to the appropriate size and resubmit the query.

---

**BBOQ0112E** Order by column *string1.string2* is not a projection element.

**Explanation:** The statement is not valid because a column <name1>.<name2> specified in the ORDER BY list is not specified in the SELECT list and is not in the result table. Only columns in the result table can be used to order that result. The statement cannot be processed.

**User Response:** To correct the syntax of the statement, either add the specified column to the result table or delete it from the ORDER BY clause.

---

**BBOQ0121E** OPEN is not implemented.

**Explanation:** The OPEN command is not supported in this version of the CB OO-SQL query function. The statement cannot be processed.

**User Response:** Remove the statement from the program and do not issue this command. See the Object-Oriented SQL section of the Component Broker Programming Reference (SC09-4446-00) for more information. Also see DB2 for OS/390 V5 SQL Reference (SC26-8966).

---

**BBOQ0125E** OO-SQL schema parser error: *string1*: *string2*.

**Explanation:** An error has occurred while parsing DDL metadata. The offending token is <name2>. The error message is <name1>.

**User Response:** Check the DDL files for incorrect metadata. Reinstall the metadata and resubmit the query. DDL is Object Builder generated. Contact the IBM Support Center if necessary.

---

## Messages — Query (BBOQxxxx)

---

### **BBOQ0126E Projection clause does not contain a single column.**

**Explanation:** The projection of multiple objects is specified for the result=existing style of query. The statement cannot be processed.

**User Response:** For the result=existing style of query, the query cannot specify projection of multiple objects. To specify projection of multiple objects, use the data array interface. Replace the oosql API with the oosql API. Refer to the OO-SQL section of the CB Programming Reference (SC09-4446-00) for the correct use of the API.

---

### **BBOQ0127E Parameter expressions are not implemented.**

**Explanation:** A parameter expression containing a colon is encountered in the SELECT statement. The DB2 SQL parameter expressions are not supported in this version of the CB OO-SQL query function. The statement cannot be processed.

**User Response:** Do not use any parameter expressions in the SELECT statement. See the Object-Oriented SQL section of the Component Broker Programming Reference (SC09-4446-00) for more information. Also see DB2 for OS/390 V5 SQL Reference (SC26-8966).

---

### **BBOQ0128E Projection element is not a pointer.**

**Explanation:** The SQL statement is projecting a non-pointer type using evaluate\_to\_iterator method. The statement cannot be processed.

**User Response:** Use evaluate\_to\_data\_array for projecting a non-pointer type. See the Object-Oriented SQL section of the Component Broker Programming Reference (SC09-4446-00) for more information. Also see DB2 for OS/390 V5 SQL Reference (SC26-8966).

---

### **BBOQ0130E Primary key column *string1* in table *string2* is already defined.**

**Explanation:** An error has occurred while parsing DDL metadata. The metadata definition for <name2> contains more than a single primary key definition for <name1>.

**User Response:** Check the DDL files for incorrect metadata. Reinstall the metadata and resubmit the query. DDL is Object Builder generated. Contact the IBM Support Center if necessary.

---

### **BBOQ0131E Primary key column *string1* in table *string2* is not defined.**

**Explanation:** An error has occurred while parsing metadata. The metadata definition for <name2> does not contain a column <name1>.

**User Response:** Check the DDL files for incorrect metadata. Reinstall the metadata and resubmit the query. Contact the IBM Support Center if necessary.

---

### **BBOQ0132E + is only for simple types *string1*.**

**Explanation:** The + operator is used incorrectly in the expression <expr>. The operands for the dyadic arithmetic operator + can be: smallint, integer, real, double precision, or decimal. The statement cannot be processed.

**User Response:** Ensure that the operands are from the above list.

---

### **BBOQ0133E Please use column numbers for order by on methods.**

**Explanation:** Column numbers are not used to identify the method column. The column or position numbers should be used to identify the columns that have methods for an ORDER BY clause. The statement cannot be processed.

**User Response:** Use the column or position numbers to identify the columns with methods for the ORDER BY clause and resubmit the command. See the Object-Oriented SQL section of the Component Broker Programming Reference (SC09-4446-00) for more information. Also see DB2 for OS/390 V5 SQL Reference (SC26-8966).

---



---

**BBOQ0134E Please use column numbers for order by on UNION.**

**Explanation:** Column numbers are not used to identify the column for the ORDER BY clause. The column or position numbers should be used to identify the columns in the result table for ORDER BY clause. The statement cannot be processed.

**User Response:** Use the column or position numbers to identify the columns for the ORDER BY clause and resubmit the command. See the Object-Oriented SQL section of the Component Broker Programming Reference (SC09-4446-00) for more information. Also see DB2 for OS/390 V5 SQL Reference (SC26-8966).

---

**BBOQ0135E Correlation *string1* is already defined over *string2*.**

**Explanation:** A single correlation name is used to correlate two or more tables or views in the FROM clause. The statement cannot be processed.

**User Response:** Remove the duplicate correlation names specified to correlate the tables or views in the FROM clause and replace them with the unique correlation names. See the Object-Oriented SQL section of the Component Broker Programming Reference (SC09-4446-00) for more information. Also see DB2 for OS/390 V5 SQL Reference (SC26-8966).

---

**BBOQ0136E Quote cannot be used as an escape character for LIKE.**

**Explanation:** The quote is specified as an escape character for LIKE. The single escape character cannot be a quote for LIKE. The statement cannot be processed.

**User Response:** Use any escape character other than quote for LIKE predicates and resubmit the command.

---

**BBOQ0137E Correlation *string1* is dependent upon another correlation (*string2*) defined in a SELECT statement with a GROUP BY clause.**

**Explanation:** The correlation name <name1> that is used to correlate the nested or embedded collection is dependent upon another correlation name <name2> that is used in the FROM clause of another SELECT statement with a GROUP BY clause. The statement cannot be processed.

**User Response:** Ensure that <name1> is not defined using <name2>. See the Object-Oriented SQL section of the Component Broker Programming Reference (SC09-4446-00) for more information. Also see DB2 for OS/390 V5 SQL Reference (SC26-8966).

---

**BBOQ0138E Queries in the projection clause cannot be nested.**

**Explanation:** A select statement used as a projection element contains another select statement as a projection element.

**User Response:** Replace the second select statement by a simple projection element and resubmit the query.

---

**BBOQ0139E Range variable *string1* is undefined for select \*.**

**Explanation:** The column <name>.\* in the SELECT statement has been correlated using the correlation name <name>, but none of the tables specified in the FROM clause has that correlation name. The statement cannot be processed.

**User Response:** Ensure that the correlation name <name> in the column <name>.\* is defined by adding the correlation name <name> to the table or view in the FROM clause.

---

**BBOQ0140E Range variable *string1* is undefined for select *string2*\*.**

**Explanation:** The expression <name2>.\* in the SELECT statement has been correlated using the correlation name <name2>, but none of the tables specified in the FROM clause has that correlation name. The statement cannot be processed.

**User Response:** Ensure that the correlation name <name1> in the column <name2>.\* is defined by adding the correlation name <name1> to the table or view in the FROM clause.

---

## Messages — Query (BBOQxxxx)

---

**BBOQ0141E** A syntax error was detected while reading (*string1*) on line *string2* at character position *string3*.

**Explanation:** The specified SQL statement is not valid. The statement cannot be processed.

**User Response:** Refer to the OO-SQL section of the CB Programming Reference (SC09-4446-00) for the correct syntax.

---

**BBOQ0142E** Table *string1* is already defined.

**Explanation:** An error occurred while processing metadata.

**User Response:** Call your IBM representative.

---

**BBOQ0143E** The data type, length or value of argument *string1* is incorrect: *string2*.

**Explanation:** An incorrect value <name1> was passed as an argument to a scalar function <name2>.

**User Response:** Refer to the OO-SQL section of the CB Programming Reference (SC09-4446-00) for the correct syntax and resubmit the query.

---

**BBOQ0144E** The expected type and actual type of column *\_cstring1* on quantifier *\_qstring2* don't match, check the query plan.

**Explanation:** A value retrieved from a database query was not of the expected type.

**User Response:** Check the metadata and compare the metadata to the actual database schema to determine any discrepancies. Reload the metadata and resubmit the query.

---

**BBOQ0146E** Table *string1* is not defined.

**Explanation:** A table <name1> referenced in the query cannot be found in the metadata.

**User Response:** Check the metadata and resubmit the query.

---

**BBOQ0147E** The number of projection elements is not equal to the number of columns for view *string1*.

**Explanation:** A problem has been encountered while processing metadata. The implementation of a mapped type does not match the signature of the mapped type.

**User Response:** Check the metadata and resubmit the query.

---

**BBOQ0148E** \* is only for simple types *string1*.

**Explanation:** The \* operator is used incorrectly in the expression <expr>. The operands for the dyadic arithmetic operator \* can be: smallint, integer, real, double precision, or decimal. The statement cannot be processed.

**User Response:** Ensure that the operands are from the above list.

---

**BBOQ0150E** The query used as projection element for column *string1* in view *string2* cannot have a GROUP BY or HAVING clause.

**Explanation:** The sub-query used to establish relationship in view <name2> has a GROUP BY or HAVING clause.

**User Response:** Remove the GROUP BY or HAVING from the subquery. Reload the and resubmit the query.

---

**BBOQ0151E** The query used as projection element for column *string1* in view *string2* must use NEST.

**Explanation:** The column <name1> in view <name2> is multi-valued. The sub-query bound to <name1> does not return a collection.

**User Response:** Change the sub-query to use the NEST aggregate function. Reload the DDL and resubmit the query. See the Object-Oriented SQL section of the Component Broker Programming Reference (SC09-4446-00) for more information. Also see DB2 for OS/390 V5 SQL Reference (SC26-8966).

---



---

**BBOQ0152E** The result of the sub-query of a basic predicate is more than one value.

**Explanation:** In the context of the SQL statement, the result of the sub-query is more than one value. The statement cannot be processed.

**User Response:** Ensure that the result of the sub-query is only one value so that the left hand side and the right hand side of the expressions are single valued. See the Object-Oriented SQL section of the Component Broker Programming Reference (SC09-4446-00) for more information. Also see DB2 for OS/390 V5 SQL Reference (SC26-8966).

---

**BBOQ0154E** The SELECT clause of a sub-query specifies multiple columns.

**Explanation:** A sub-query has more than a single projection element.

**User Response:** Remove superfluous projection elements and resubmit the query.

---

**BBOQ0155E** The syntax of the string representation of a datetime value is incorrect: *string1*.

**Explanation:** The string representation of a date or time value does not conform to the syntax for the specified or implied data type.

**User Response:** Ensure that the syntax of the date or time value conforms to the syntax of its data type. If the string is not intended to be a date or time value, ensure that when used, it does not imply a date or time data type. See the Object-Oriented SQL section of the Component Broker Programming Reference (SC09-4446-00) for more information. Also see DB2 for OS/390 V5 SQL Reference (SC26-8966).

---

**BBOQ0156E** The subquery that implements the *string1* attribute in type *string2* computes a reference and requires a key based join.

**Explanation:** The sub-query that implements attribute <name1> in mapped type <name2> needs a key based join to ensure that it will return at most a single object.

**User Response:** Rewrite the sub-query to include a key based join. Reload the DDL and resubmit the query. See the Object-Oriented SQL section of the Component Broker Programming Reference (SC09-4446-00) for more information. Also see DB2 for OS/390 V5 SQL Reference (SC26-8966).

---

**BBOQ0160E** Traversal through non class *string1* is not allowed.

**Explanation:** The command failed while the OO-SQL query function was performing the query refinement. The command cannot be processed. This problem might be due to discrepancies between DDL metadata and IR metadata.

**User Response:** Check the metadata for possible discrepancies. Reload the DDL and resubmit the query. See the Object-Oriented SQL section of the Component Broker Programming Reference (SC09-4446-00) for more information. Also see DB2 for OS/390 V5 SQL Reference (SC26-8966).

---

**BBOQ0162E** Traversal through non class pointer *string1* is not allowed.

**Explanation:** The command failed while the OO-SQL query function was performing the query refinement. The command cannot be processed. This problem might be due to discrepancies between DDL metadata and IR metadata.

**User Response:** Check the metadata for possible discrepancies. Reload the DDL and resubmit the query. See the Object-Oriented SQL section of the Component Broker Programming Reference (SC09-4446-00) for more information. Also see DB2 for OS/390 V5 SQL Reference (SC26-8966).

---

**BBOQ0163E** Table THIS *string1* is only for view types.

**Explanation:** The keyword THIS is used for the table expression in the FROM clause of the SELECT statement which does not define a view type. The keyword THIS may only be used in the body of the view type to identify the specific instance to which the view type is attached. The statement cannot be processed.

**User Response:** Remove the THIS keyword for the table expression and provide a collection name instead. See the Object-Oriented SQL section of the Component Broker Programming Reference (SC09-4446-00) for more information. Also see DB2 for OS/390 V5 SQL Reference (SC26-8966).

## Messages — Query (BBOQxxxx)

---

### **BBOQ0164E Unresolved column *string1* has been found.**

**Explanation:** The implicitly qualified column specified by <name> does not belong to any of the tables in the FROM clause.

**User Response:** Ensure that the column name does exist and replace the column name <name> by the correct column name and resubmit the statement.

---

### **BBOQ0166E There are an unequal number of projection elements across UNION SELECT statements.**

**Explanation:** The projection lists specified in the sub-queries or SELECT statements of the UNION statement do not have the same number of columns. The statement cannot be processed.

**User Response:** Ensure that the tables specified in the UNION statement are UNION compatible, which means they have at least the same number of columns.

---

### **BBOQ0167E Unresolved correlation name *string1* has been found.**

**Explanation:** A column name in the SELECT clause has been correlated using the correlation name <name>, but none of the tables specified in the FROM clause has that correlation name. The statement cannot be processed.

**User Response:** Add the correlation name <name> to the appropriate table and resubmit the query. See the Object-Oriented SQL section of the Component Broker Programming Reference (SC09-4446-00) for more information. Also see DB2 for OS/390 V5 SQL Reference (SC26-8966).

---

### **BBOQ0168E Type compatibility error has been detected on column *string1* for UNION.**

**Explanation:** The tables specified in the UNION statement are not UNION compatible. The column specified by the column <number> does not have the same datatype for all the tables participating in the UNION statement. The statement cannot be processed.

**User Response:** Ensure that the column specified by the column <number> has the same datatype for all the tables in the UNION statement. See the Object-Oriented SQL section of the Component Broker Programming Reference (SC09-4446-00) for more information. Also see DB2 for OS/390 V5 SQL Reference (SC26-8966).

---

### **BBOQ0169E The view definition for *string1* is not a SELECT statement.**

**Explanation:** A statement other than a SELECT is used in creating a view definition. The statement cannot be processed.

**User Response:** Use only SELECT statement to create view definitions. See the Object-Oriented SQL section of the Component Broker Programming Reference (SC09-4446-00) for more information. Also see DB2 for OS/390 V5 SQL Reference (SC26-8966).

---

### **BBOQ0170E A view definition missing for *string1*.**

**Explanation:** The mapped type <name> has no implementation. The statement cannot be processed.

**User Response:** Check the DDL for incorrect mapped type implementations. DDL is Object Builder generated. Reload the DDL and resubmit the query. Contact the IBM Support Center if necessary.

---

### **BBOQ0171E View *string1* has a type mismatch for column *string2*.**

**Explanation:** The column specified by the column number <number> for the mapped type <name> cannot be projected because the source type type the column <number> on <name> in the SELECT query cannot be mapped to the target type specified in the column <number> of the view list. The statement cannot be processed.

**User Response:** Ensure that the mapping of the source type to target type is legal. The legal mappings are as follows: :xmp.source type target types ----- smallint  
smallint,integer,real/float,double precision,decimal integer smallint,integer,real/float,double precision,decimal  
real/float smallint,integer,real/float,double precision,decimal double precision smallint,integer,real/float,double  
precision,decimal decimal smallint,integer,real/float,double precision,decimal date date,varchar time time,varchar  
timestamp timestamp,varchar bit data bit data vargraphic vargraphic varchar varchar,varchar(1),vargraphic:exmp. See  
the Object-Oriented SQL section of the Component Broker Programming Reference (SC09-4446-00) for more

information. Also see DB2 for OS/390 V5 SQL Reference (SC26-8966).

**BBOQ0172E** View *string1* has a type mismatch for column *string2* on *string3*.

**Explanation:** The column specified by the column number <number2> for the mapped type <name1> cannot be projected because the source type of the column <number2> on <name3> in the SELECT query cannot be mapped to the target type specified in the column <number2> of the signature. The statement cannot be processed.

**User Response:** Correct the mapped type implementation. Reload the DDL and resubmit the query. DDL is Object Builder generated. Contact the IBM Support Center if necessary.

**BBOQ0177E** View type *string1* is undefined.

**Explanation:** An internal request to retrieve a mapped type implementation failed.

**User Response:** See the CB Programming Reference (SC09-4446-00) for a description of this error. Report this error to the next level of support or to the IBM Support Center if necessary.

**BBOQ0178E** View type *string1* is undefined for column *string2* on *string3*.

**Explanation:** The mapped type identified by <name1> for the column <number2> is not defined in the metadata. The error occurred while processing a path expression. The metadata needed to process <name3> could not be retrieved.

**User Response:** Determine if the mapped type <name1> is defined in the DDL metadata. Reload the DDL and resubmit the query. DDL is Object Builder generated. Contact the IBM Support Center if necessary.

**BBOQ0183W** Warning -

**Explanation:** prefix for warning messages.

**User Response:** None

**BBOQ0184W** Wrong number of arguments used in function: *string1*.

**Explanation:** An incorrect number of arguments has been supplied to a scalar or aggregate function.

**User Response:** Examine the string argument and refer to the OO-SQL section of the CB Programming Reference (SC09-4446-00) for the correct syntax.

**BBOQ0191E** \*\*\* SQLAccess internal error.

**Explanation:** An unexpected error occurred in accessing DB2 tables.

**User Response:** Report the occurrence to IBM technical support.

**BBOQ0192W** \*\*\* SQL error code: *string1*, SQLSTATE: *string2*, command: *string3* Data is not found. dbname: *string4* query: *string5*.

**Explanation:** A DB2 table was empty when processing the query <name5>.

**User Response:** None.

**BBOQ0193E** \*\*\* SQL error code: *string1*, SQLSTATE: *string2*, command: *string3* sqlerrmc: *string4* sqlerrp: *string5*, sqlerrd[0]=*string6* sqlerrd[1]=*string7* dbname: *string8* query: *string9*

**Explanation:** A DB2 error has occurred during processing query <name9>.

**User Response:** Examine the SQLCODE and SQLSTATE to determine the cause of the error. Fix the problem and resubmit the query.

## Messages — Query (BBOQxxxx)

---

**BBOQ0195E** A decimal overflow has occurred: *fstring1 char2 fstring3*.

**Explanation:** An overflow has occurred during computation with decimal operands.

**User Response:** Verify that the decimal operands are not too large for the operation being requested. Resubmit the query.

---

**BBOQ0196E** Invalid cursor state on call to next.

**Explanation:** An internal error has occurred while iterating through a collection.

**User Response:** Report the problem to the IBM Support Center.

---

**BBOQ0198E** \*\*\* SQL error code: *string1*, Database connection to '*string2*' is failed.

**Explanation:** The query component failed to establish a database connection <name2>. The SQLCODE is <number1>

**User Response:** Check the SQLCODE to determine the cause of failure. Correct the problem and resubmit the query.

---

**BBOQ0199E** An error occurred while parsing the implementation of *string1*.

**Explanation:** There is an error in the DDL metadata file. The implementation corresponding to <name1> has generated an error.

**User Response:** Check the DDL and reload the DDL. DDL is Object Builder generated. Contact the IBM Support Center if necessary.

---

**BBOQ0201E** Internal size of the query string exceeding 8K limit.

**Explanation:** Detected internal query string size exceeding 8K limit. Query service cannot handle the query because it is too long.

**User Response:** Rewrite the query so that the internal query string size does not exceed 8K limit and resubmit the query.

---

**BBOQ0202E** Cannot get the metadata for column *string1*

**Explanation:** The column specified is missing from the DDL metadata file.

**User Response:** Check the DDL and make sure the metadata for the column is specified. If not found, regenerate the ddl file using object builder, then reload the DDL. Contact the IBM Support Center if necessary.

---

**BBOQ0213E** Assignment overflow occurred converting long long to long

**Explanation:** During processing of the SQL statement, an overflow condition arose when converting a long long data type to the long data type used to store the data in the database. Currently long long is persisted as a long therefore it can only contain the range of values supported by the long datatype.

**User Response:** Examine the syntax of the SQL statement to determine the cause of the error. If the problem is data dependent, it may be necessary to examine the data processed at the time of the error.

---

**BBOQ0214E** Assignment underflow occurred converting long long to long

**Explanation:** During processing of the SQL statement, an underflow condition arose when converting a long long data type to the long data type used to store the data in the database. Currently long long is persisted as a long therefore it can only contain the range of values supported by the long datatype.

**User Response:** Examine the syntax of the SQL statement to determine the cause of the error. If the problem is data dependent, it may be necessary to examine the data processed at the time of the error.

---

**BBOQ0215E Assignment overflow occurred converting unsigned long long to long**

**Explanation:** During processing of the SQL statement, an overflow condition arose when converting an unsigned long long data type to the long data type used to store the data in the database. Currently unsigned long long is persisted as a long therefore it can only contain the range of values supported by the long datatype.

**User Response:** Examine the syntax of the SQL statement to determine the cause of the error. If the problem is data dependent, it may be necessary to examine the data processed at the time of the error.

## Messages — Query (BBOQxxxx)

---

## Chapter 13. Messages — General (BBOJxxxx, BBOUxxxx, WRASxxxx)

This chapter describes the WebSphere for z/OS general messages. These messages appear:

- on the operator's console.
- in the error log, which is identified by LOGSTREAMNAME in the environment file (or in CERR if no log stream is available).
- in the activity log, which is the job log or system hard copy log.

**Note:** Some messages may be especially helpful when dealing with automation. Please find a list of automation-related messages in Appendix B, "Automation-gearred messages," on page 459.

---

**BBOJ0001E** Java BO created.

**Explanation:** This is a sample error message that is issued by the IVP Java BO.

**User Response:** None.

---

**BBOJ0002I** Policy number *string* obtained.

**Explanation:** This is a sample information message that is issued by the IVP Java BO.

**User Response:** None.

---

**BBOJ0003E** WebSphere for z/OS trace settings file error: *string*.

**Explanation:** A trace settings file for a server could not be loaded. *string* contains the exception information.

**User Response:** Correct the problem identified by the exception information and restart the server.

---

**BBOJ0004E** *string* error(s) detected in WebSphere for z/OS trace settings file.

**Explanation:** One or more errors were detected in the trace settings file for a server. These errors are written to the SYSPRINT output for the server.

**User Response:** Correct the errors in the trace settings file and restart the server.

---

**BBOJ0011I** JVM Build is *string*.

**Explanation:** An informational message issued during initialization of a server region that indicates the build level the JVM that is being started.

**User Response:** None.

---

**BBOJ0012I** Successfully registered JNDI name *string*

**Explanation:** An informational message issued during JNDI registration of an EJB home, indicating the name registered in JNDI.

**User Response:** None.

---

## Messages — General (BBOJxxxx, BBOUxxxx, WRASxxxx)

---

**BBOJ0013I** Successfully deregistered JNDI name *string*

**Explanation:** An informational message issued during JNDI deregistration of an EJB home, indicating the name deregistered from JNDI.

**User Response:** None.

---

**BBOJ0014I** [*string*]

**Explanation:** An informational message issued during method permission indicating a method invocation failed because the caller was not in the required role[s].

**User Response:** None.

---

**BBOJ0015I** EJB Role Service is inactive.

**Explanation:** An informational message issued the first time the EJB role service is accessed if the service is found to be inactive.

**User Response:** Activate EJB Role Service, if required.

---

**BBOJ0016E** Could not load EJB *beanname* Class *beanclass* not found.

**Explanation:** An error message issued when loading the indicated EJB. One of the following class loader errors was detected:

1. ClassNotFoundException
2. NoClassDefFoundError

**User Response:** Add missing class to the EJB jar file and re-install J2EE application.

---

**BBOJ0017E** WebSphere for z/OS server *servername* encountered an error while using the LDAP server at address *addressname*.

**Explanation:** A WebSphere for z/OS server experienced a type of communications error while using the LDAP server at the address indicated in the message. The error encountered will be in the SYSPRINT of the server indicated in the message.

**User Response:** This error could happen if the LDAP server is not configured to the port indicated in the message, if the LDAP Server is no longer functioning, or if there is a problem with TCP/IP. If the port being used is incorrectly, reconfigure the LDAP server or update the port information supplied to the WebSphere for z/OS server. If the LDAP Server is not functioning, correct the problem. If there is a problem with TCP/IP, correct it. After the problem is corrected, restart the failing WebSphere for z/OS server.

---

**BBOJ0018I** WebSphere for z/OS server [*server*] Visibility mode is [*mode*].

**Explanation:** An informational message to indicate which Visibility mode a WebSphere for z/OS server is running.

**User Response:** None, if this is the desired mode.

---

**BBOJ0019W** Potential lost update to bean [*beanname*].

**Explanation:** A transaction is storing an update to a CMP entity bean. If another concurrently executing transaction is storing the same CMP entity bean, the updates of one transaction may overlay the updates of the other transaction.

**User Response:** The application must ensure that concurrent transactions never update the same CMP EntityBean. If this can not be done, then CMP entity bean must be redeployed using either the JDBC repeatable read or serializable isolation level. Remember to redeploy all other bean accessed by the transaction to use the same isolation level.

---



**BBOJ0020W** A deadlock may occur while storing CMP entity bean [*beanname*].

**Explanation:** A transaction is storing an update to a CMP entity bean. The bean is deployed using read only access intent and either JDBC repeatable read or JDBC serializable isolation level. If another transaction is storing the same CMP entity bean, a database deadlock can occur as a result of promotion of a read/share lock to a write/exclusive lock.

**User Response:** The application must ensure that concurrent transactions never update the same CMP EntityBean. If this can not be done, then the CMP entity bean must be redeployed using an update access intent rather than a read only access intent.

---

**BBOJ0021E** Error encountered while reading "com.ibm.websphere.preconfiguredCustomServices" Java property.

**Explanation:** A WebSphere for z/OS server encountered an exception while trying to read the "com.ibm.websphere.preconfiguredCustomServices" Java property. The exception will be in the SYSPRINT along with a traceback in the SYSOUT.

**User Response:** This error could happen if the xml filenames are not correctly specified in the "com.ibm.websphere.preconfiguredCustomServices" Java property. Check to see that the names are correctly specified with the correct delimiter between them.

---

**BBOJ0022E** Internal error encountered within Custom Services.

**Explanation:** A WebSphere for z/OS server encountered an internal error within the Custom Service process. The exception will be in the SYSPRINT along with a traceback in the SYSOUT.

**User Response:** Contact the IBM Support Center.

---

**BBOJ0023W** No Custom Services found in xml file [*xml filename*].

**Explanation:** No Custom Services were found in the specified Custom Service xml file.

**User Response:** Check the specified xml file.

---

**BBOJ0024W** Custom Service class [*classname*] not defined in xml file.

**Explanation:** No Custom Service class was given in the xml file that defined the Custom Service.

**User Response:** Check the Custom Services xml file for class definition.

---

**BBOJ0025E** Error encountered initializing Custom Service [*servicename*].

**Explanation:** A WebSphere for z/OS server encountered an exception while running the "initialize" method on the specified Custom Service. The exception will be in the SYSPRINT along with a traceback in the SYSOUT.

**User Response:** Check the implementation of the specified Custom Service.

---

**BBOJ0026E** Error encountered creating instance of Custom Service [*servicename*].

**Explanation:** A WebSphere for z/OS server encountered an exception while creating an instance of the specified Custom Service to be installed. The exception will be in the SYSPRINT along with a traceback in the SYSOUT.

**User Response:** Check the implementation of the specified Custom Service class.

---

**BBOJ0027I** Custom Service [*servicename*] was not enabled.

**Explanation:** The Custom Service is not enabled. The specified custom Service will not be installed because it is not enabled.

**User Response:** None.

---

## Messages — General (BBOJxxxx, BBOUxxxx, WRASxxxx)

---

**BBOJ0028E** Error encountered reading Custom Service xml file [*xml filename*].

**Explanation:** A WebSphere for z/OS server encountered an exception while reading the specified xml file. The exception will be in the SYSPRINT along with a traceback in the SYSOUT.

**User Response:** Check to see if the xml file is correctly qualified, that the file exists and the file is a good xml file.

---

**BBOJ0029E** Error encountered shutting down Custom Service [*servicename*].

**Explanation:** A WebSphere for z/OS server encountered an exception while attempting to run the implementation of Shutdown on the specified Custom Service. The exception will be in the SYSPRINT along with a traceback in the SYSOUT.

**User Response:** Check the trace back to see if the error occurred in the implementation of the specified custom Service or in.

---

**BBOJ0031I** WebSphere for z/OS [*info message here*].

**Explanation:** An informational message to indicate that system management Server GUI box "Enable Setting OS Thread Identity RunAs Identity" to enableSyncOSThread is not selected [i.e., set to FALSE].

**User Response:** None, if this is the desired mode. If this is NOT the desired setting, check the Server GUI box "Enable Setting OS Thread Identity to RunAs Identity" and rerun the application.

---

**BBOJ0032I**

**Explanation:** An informational message to indicate whether we use the WebSphere 390 Connection Management.

**User Response:** None.

---

**BBOJ0033I** AN ERROR OCCURRED LOADING INFORMATION FOR APPLICATION

**Explanation:** During WebSphere z/OS server initialization all of the installed applications are checked for the contained modules [EJBs, WARs, and JARs]. During this process some validation of the application occurs. If this message was issued, something about the application is incorrect. The server will continue to function properly unless an attempt is made to use the indicated application ID, in which case a Bean Meta Data load failure will occur. One possible cause of this problem might be incorrect file permissions on the application directory for the server.

**User Response:** None, unless an attempt was made to use the indicated application. If access to an application was attempted and failed, you need to verify if any permissions were incorrect. There may be a message, *ICH408I* at the operator console and in the job log for the server indicating which file access failed. If the message exists, then correct the permissions on the file indicated in the message.

If the message *ICH408I* does not exist, check the directory and file permissions of the application directory. The default name for this directory would be

```
/WebSphere390/CB390/apps/[server name from this message]/A/A  
[application id from this message]
```

. The permissions should be, at a minimum read and execute for user and group through the complete directory structure for the application. This can be displayed by issuing the following command:

```
ls -lR /WebSphere390/CB390/apps/[server name from this  
message]/A/A[application id from this message]
```

from a telnet session to the system or from OMVS on the system.

If the permissions are incorrect use the follow command to correct them:

```
chmod -R ug+rx /WebSphere390/CB390/apps/[server name from this  
message]/A[application id from this message]*
```

.

If this is not the problem the next step is to check the server region log for JAVA stack traces that appear before this message. If this is not enough information to determine what the problem is, tracing can be activated to obtain more information. The tracing that should be activated is

```
com.ibm.ws390.sm.*=all=enabled
```

. Refer to the Messages and Diagnosis guide in the section "Steps for turning on J2EE tracing" for how to active tracing for the server indicated in this message.

If the additional trace information does not help then an application redeploy may correct the problem. The application name can be determined by issuing the following command:

```
cat /WebSphere390/CB390/apps/[server name from this message]/A[application id from this message].modules
```

. There will be the words

```
APPLICATION=[app name]
```

displayed to the screen along with information about EJBs, WARs, and JARs in the application.

---

**BBOJ0034I APPLICATION ID [applicationname] IN WEBSPPHERE z/OS SERVER [servername] IS NOT A VALID APPLICATION, FILE [filename] IS MISSING.**

**Explanation:** During WebSphere z/OS server initialization all of the installed applications are checked for the contained modules [EJBs, WARs, and JARs]. During this process some validation of the application occurs. If either the application modules or XML file are missing for the indicated application ID, this message is issued. The server will continue to function properly unless an attempt is made to use the indicated application ID, in which case a Bean Meta Data load failure will occur. These files may have been removed by accident, or part of the application information was not deleted from the HFS when the application was removed.

**User Response:** None, unless an attempt was made to use the indicated application ID. If access to an application was attempted and failed, you will need to redeploy the application.

If you know the user that experienced the application failure then ask them the name. If the name is not known and either the A[application id from this message].modules A[application id from this message].xml file exists in the /WebSphere/CB390/apps/[server name from this message]/A

directory then you can issue the cat command on the modules or xml file to determine the application name. If it's the modules file then the application name follows the word *APPLICATION=*. If it is the xml file the application name is between the words *[display-name]* and *[/display-name]*. If you can not determine the application that needs to be redeployed call next level of support. If you successfully redeploy the application and you still receive this message call next level of support. Information has to be manually removed from the HFS to resolve this problem.

---

**BBOJ0035E WEBSPPHERE z/OS SERVER [servername] DOES NOT HAVE READ ACCESS TO DIRECTORY [directoryname]**

**Explanation:** During WebSphere z/OS server initialization all of the installed applications are checked. To do this requires at least read access to the /WebSphere390/CB390/apps/[server name]/A directory.

This message is issued if the server does not have read access to the directory.

**User Response:** Check that the directory permissions are at least read for the user and group. If the permissions are correct, check that the user id assigned to the server is in the group assigned to the directory. If the permissions and group setup are correct then it could be the directory is corrupted. You may be able to correct this problem by doing a redeploy of all the applications in the server. If not call the next level of support.

## Messages — General (BBOJxxxx, BBOUxxxx, WRASxxxx)

---

**BBOJ0036E** COULD NOT LOAD APPLICATION [*applicationname*] MODULE [*modulename*] IN WEBSHERE FOR z/OS SERVER [*servername*]

**Explanation:** WebSphere for z/OS issues this message if it encounters a problem when loading a specific application module into a J2EE server. The application, module, and server name are provided in the message text. If the value provided for the application or module name is UNKNOWN, possible causes are that the application was not deployed properly, or one of its modules is missing, or both.

**User Response:** Complete the following diagnostic procedure:

1. Open the job log for the J2EE server indicated in message BBOJ0036E. In the log, look for the stack trace associated with WS390ApplicationManager.
2. If the value provided for the application name or module name is UNKNOWN, look for message BBOJ0037E in the stack trace, and follow the instructions in the user response for that message.
3. Otherwise, use the java.lang.NoClassDefFoundError error that was thrown to determine the missing class. This error is thrown if the indicated module is missing from the application, or if the module has a dependency on a missing module. These missing files may have been removed inadvertently. To correct the problem:
  - Verify that the specified class was packaged in the EAR file of the specified application. If it is not packaged, use the appropriate assembly tool to reassemble the application.
  - Use the WebSphere for z/OS Administration application to reinstall the application and restart the WebSphere for z/OS server.

---

**BBOJ0037E** APPLICATION ID [*applicationIDname*] IN WEBSHERE FOR z/OS SERVER [*servername*] IS NOT A VALID APPLICATION

**Explanation:** WebSphere for z/OS issues this message if it cannot find a specific application ID. Each installed application has a unique application ID. When a J2EE server receives a request for the application, WebSphere for z/OS uses the unique ID to find and load the application. The error that BBOJ0037E reports occurs when a client uses an old object reference to request the application.

**User Response:** Open the job log for the J2EE server indicated in message BBOJ0037E. In the log, look for message BBOJ0033, BBOJ0034, or BBOJ0035:

- If one of those messages appears, follow the instructions in the user response for the message.
- Otherwise, the probable cause of the error is that the client request has been dispatched to an instance of the server that no longer has the application installed. In this case, use the WebSphere for z/OS Administration application to reinstall the application and restart the WebSphere for z/OS server.

---

**BBOJ0038E** EXCEPTION OCCURRED WHILE LOADING [*loadname*] CLASS [*classname*] FOR APPLICATION [*applicationname*] MODULE [*modulename*] IN WEBSHERE FOR z/OS SERVER [*servername*]

**Explanation:** WebSphere for z/OS issues this message if it cannot find the specified stub or tie class to load, or if it encounters another error while trying to load the stub or tie class. Possible causes are that the application was not deployed properly, or that the module's stub or tie classes may have been removed inadvertently.

**User Response:** Complete the following diagnostic procedure:

1. Open the log for the J2EE server indicated in message BBOJ0038E. In the log, look for a stack trace with loadStub or loadTie in it.
2. Follow this stack trace to the top of the trace, where the exception or error appears.
3. If the exception or error indicates ClassNotFoundException or NoClassDefFoundError, the missing class follows in the exception text. Use the missing class information to complete the following:
  - Verify that the missing class was packaged in the EAR file of the application indicated in message BBOJ0038E. If it is not packaged, use the appropriate assembly tool to run the application through the EJBDeploy step again, and verify that no errors were encountered in that step.
  - Use the WebSphere for z/OS Administration application to reinstall the application and restart the WebSphere for z/OS server.
4. Otherwise, if the exception or error does not indicate a ClassNotFoundException or NoClassDefFoundError, call your next level of support.

---

**BBOJ0039W EXCEPTION OCCURRED WHILE LOADING INTERFACE [interfacename] IN WEBSHERE FOR z/OS SERVER [servername]**

**Explanation:** WebSphere for z/OS issues this message if it cannot find the specified interface to load, or if it encounters another error while trying to load the interface.

**User Response:** Complete the following diagnostic procedure:

1. Open the job log for the J2EE server indicated in message BBOJ0039W. In the log, look for a stack trace with preloadInterfaces in it.
2. Follow this stack trace to the top of the trace, where the exception or error appears.
3. If the exception or error indicates ClassNotFoundException or NoClassDefFoundError, the missing class follows in the exception text. Use the missing class information to complete the following:
  - Verify that the missing class was packaged in an EAR file of the server indicated in message BBOJ0039W. If it is not packaged, use the appropriate assembly tool to run the application through the EJBDeploy step again, and verify that no errors were encountered in that step.
  - Use the WebSphere for z/OS Administration application to reinstall the application and restart the WebSphere for z/OS server.
  - Otherwise, if the exception or error does not indicate a ClassNotFoundException or NoClassDefFoundError, call your next level of support.

---

**BBOJ0040W EXCEPTION OCCURRED WHILE READING [filename] FILE IN PATH [pathname] IN WEBSHERE FOR z/OS SERVER [servername]**

**Explanation:** WebSphere for z/OS issues this message if it attempts to open and read the specified JAR or MANIFEST file, and finds an exception.

**User Response:** Complete the following diagnostic procedure:

1. Open the job log for the J2EE server indicated in message BBOJ0040W. In the log, look for a stack trace with IOException in it.
2. Verify that the specified file exists and is spelled correctly. If the file does not exist or is spelled incorrectly:
  - Use the appropriate assembly tool to run the application through the EJBDeploy step again, and verify that no errors were encountered in that step.
  - Use the WebSphere for z/OS Administration application to reinstall the application and restart the WebSphere for z/OS server.
  - Otherwise, call your next level of support.

---

**BBOJ0041E EXCEPTION OCCURRED WHILE OBTAINING PLUGIN [pluginname] IN WEBSHERE FOR z/OS SERVER [servername]**

**Explanation:** WebSphere for z/OS issues this message if it attempts to obtain the specified class loader plug-in, and either cannot find the plug-in or encounters another error.

**User Response:** Complete the following diagnostic procedure:

1. Open the job log for the J2EE server indicated in message BBOJ0041E. In the log, look for a stack trace with CompoundClassLoader in it.
2. Follow this stack trace to the top of the trace, where the exception or error appears.
3. If the exception or error indicates ClassNotFoundException, WebSphere for z/OS cannot find the plug-in. To fix the problem:
  - Verify that the plug-in class name is correct.
  - Verify that the plug-in is installed in the HFS, and that its location is specified in the CLASSPATH or WS\_EXT\_DIRS environment variable for the J2EE server.
  - If you have to modify the JVM properties file or an environment variable for the J2EE server, use the WebSphere for z/OS Administration application to restart the server.
4. Otherwise, if the exception or error does not indicate a ClassNotFoundException, call your next level of support.

## Messages — General (BBOJxxxx, BBOUxxxx, WRASxxxx)

---

**BBOJ0042E** EXCEPTION OR ERROR [*errorname*] DEFINING CLASS [*classname*] IN [*name*] IN WEBSphere FOR z/OS SERVER [*servername*]

**Explanation:** WebSphere for z/OS issues this message if it attempts to define the specified class and the class extends a class or implements an interface that is not available.

**User Response:** Complete the following diagnostic procedure:

1. If the exception or error indicates a NoClassDefFoundError:
  - Verify that the missing class was packaged in the EAR file of the application indicated in message BBOJ0042E. If it is not packaged, use the appropriate assembly tool to run the application through the EJBDeploy step again, and verify that no errors were encountered in that step.
  - Use the WebSphere for z/OS Administration application to reinstall the application and restart the WebSphere for z/OS server.
2. Otherwise, if the exception or error does not indicate a NoClassDefFoundError, call your next level of support.

---

**BBOJ0043W** PATH [*pathname*] DOES NOT EXIST IN WEBSphere FOR z/OS SERVER [*servername*]

**Explanation:** WebSphere for z/OS issues this message when it cannot find the specified path or file.

**User Response:** Verify that the specified file exists and is spelled correctly. If the file does not exist or is spelled incorrectly:

1. Use the appropriate assembly tool to run the application through the EJBDeploy step again, and verify that no errors were encountered in that step and that the missing file was added to the application.
2. Use the WebSphere for z/OS Administration application to reinstall the application and restart the WebSphere for z/OS server.

---

**BBOU0000I** WEBSphere FOR OS/390 AND Z/OS LICENSED MATERIAL - PROPERTY OF IBM 5655-F31 (C) COPYRIGHT IBM CORP. 2000, 2001 ALL RIGHTS RESERVED. U.S. GOVERNMENT USERS - RESTRICTED RIGHTS - USE, DUPLICATION, OR DISCLOSURE RESTRICTED BY GSA-ADP SCHEDULE CONTRACT WITH IBM CORP. IBM IS A REGISTERED TRADEMARK OF THE IBM CORP.

**Explanation:** Displays the IBM copyright statement

**User Response:** None.

---

**BBOU0001I** CB SERIES CONTROL REGION *string* IS STARTING.

**Explanation:** The WebSphere for z/OS control region address space indicated by "string" is starting. This address space is defined as a server instance in the WebSphere for z/OS Administration end-user interface.

**User Response:** None.

---

**BBOU0002I** CB SERIES CONTROL REGION *string* ENDED NORMALLY.

**Explanation:** The WebSphere for z/OS control region address space indicated by "string" has ended normally. This address space is defined as a server instance in the WebSphere for z/OS Administration end-user interface.

**User Response:** None.

---

**BBOU0003E** CB SERIES CONTROL REGION *string* ENDED ABNORMALLY, REASON=*hstring*.

**Explanation:** The WebSphere for z/OS control region address space indicated by "string" has ended abnormally. This address space is defined as a server instance in the WebSphere for z/OS Administration end-user interface.

**User Response:** "hstring" indicates a minor code (documented in Chapter 13) that describes the specific failure that occurred.

---



---

**BBOU0004I** CB SERIES SERVER *string* IS STARTING.

**Explanation:** The WebSphere for z/OS application server address space indicated by "string" is starting. This address space is defined as a server instance in the WebSphere for z/OS Administration end-user interface.

**User Response:** None.

---

**BBOU0005I** CB SERIES SERVER *string* ENDED NORMALLY.

**Explanation:** The WebSphere for z/OS application server address space indicated by "string" has ended normally. This address space is defined as a server instance in the WebSphere for z/OS Administration end-user interface.

**User Response:** None.

---

**BBOU0006E** CB SERIES SERVER *string* ENDED ABNORMALLY, REASON=*hstring*.

**Explanation:** The WebSphere for z/OS application server address space indicated by "string" has ended abnormally. This address space is defined as a server instance in the WebSphere for z/OS Administration end-user interface.

**User Response:** "hstring" indicates a minor code (documented in Chapter 13) that describes the specific failure that occurred. See previous messages in the job log or system log for further information.

---

**BBOU0007I** CB SERIES DAEMON *string* IS STARTING.

**Explanation:** The WebSphere for z/OS daemon address space is starting.

**User Response:** None.

---

**BBOU0008I** CB SERIES DAEMON *string* ENDED NORMALLY.

**Explanation:** The WebSphere for z/OS daemon address space has ended normally.

**User Response:** None.

---

**BBOU0009E** CB SERIES DAEMON *string* ENDED ABNORMALLY, REASON=*hstring*.

**Explanation:** The WebSphere for z/OS daemon address space has ended abnormally.

**User Response:** "hstring" indicates a minor code (documented in Chapter 13) that describes the specific failure that occurred. See previous messages in the job log or system log for further information.

---

**BBOU0010I** INITIALIZATION COMPLETE.

**Explanation:** The WebSphere for z/OS address space initialization is now complete.

**User Response:** None.

---

**BBOU0011W** The function *string+dstring* raised CORBA system exception *string*. Error code is *hstring*.

**Explanation:** WebSphere for z/OS identified an abnormal situation for which it raised the indicated CORBA system exception.

**User Response:** See additional messages for how WebSphere for z/OS might have handled the error. If no related messages are found, see the WebSphere for z/OS Error Codes section of this book for a description of this error. If not documented in the WebSphere for z/OS Error Codes section, report the error to your next level of support or the IBM Support Center.

---

**BBOU0012W** The function *string+dstring* received CORBA system exception *string*. Error code is *hstring*.

**Explanation:** WebSphere for z/OS caught the indicated CORBA system exception.

**User Response:** See additional messages for how WebSphere for z/OS might have handled the error. If no related messages are found, see the WebSphere for z/OS Error Codes section of this book for a description of this error. If

## Messages — General (BBOJxxxx, BBOUxxxx, WRASxxxx)

not documented in the WebSphere for z/OS Error Codes section, report the error to your next level of support or the IBM Support Center.

---

**BBOU0013W** The function *string+dstring* raised a user exception *string*.

**Explanation:** WebSphere for z/OS identified an abnormal situation for which it raised the indicated CORBA user exception.

**User Response:** See additional messages for how WebSphere for z/OS might have handled the error. If no related messages are found, report this error to your next level of support or the IBM Support Center.

---

**BBOU0014W** The function *string+dstring* received a user exception *string*.

**Explanation:** WebSphere for z/OS caught the indicated CORBA user exception.

**User Response:** See additional messages for how WebSphere for z/OS might have handled the error. If no related messages are found, report this error to your next level of support or the IBM Support Center.

---

**BBOU0015W** The function *string+dstring* received an unexpected exception.

**Explanation:** WebSphere for z/OS caught an unexpected error. This is caused by an application issuing a throw of a value or an object instance other than the CORBA defined values of CORBA::SystemException and CORBA::UserException. For example, the application issued a throw error where the error might be of type int.

**User Response:** See additional messages for how WebSphere for z/OS might have handled the error. If no related messages are found, report this error to your next level of support or the IBM Support Center.

---

**BBOU0016I** INITIALIZATION COMPLETE FOR DAEMON *string*.

**Explanation:** Initialization is complete for the WebSphere for z/OS daemon indicated.

**User Response:** None.

---

**BBOU0017W** TOO MANY INPUT PARAMETERS SPECIFIED.

**Explanation:** Too many parameters were passed to the current program. The maximum number of parameters is 19. The parameters are referring to the program pointed to by the PGM= statement in the JCL of the failing address space.

**User Response:** Modify the number of parameters passed to the program, not to exceed 19.

---

**BBOU0018E** ORBSRVNAME PARAMETER WAS NOT SPECIFIED.

**Explanation:** Missing ORBSrvname parameter or value for the current program.

**User Response:** Modify the program parameters passed to the program, passing ORBSrvname <value>.

---

**BBOU0019I** Attempting retry in current thread (*hstring hstring*).

**Explanation:** WebSphere for z/OS received control in its signal handler and is attempting to retry the error.

**User Response:** None.

---

**BBOU0020I** INITIALIZATION COMPLETE FOR CB SERIES CONTROL REGION *string*.

**Explanation:** Initialization is complete for the WebSphere for z/OS control region address space indicated. This address space is defined as a server instance in the WebSphere for z/OS Administration end-user interface.

**User Response:** None.

---



---

**BBOU0021I** INITIALIZATION COMPLETE FOR CB SERIES SERVER *string*.

**Explanation:** Initialization is complete for the WebSphere for z/OS application server address space indicated.

**User Response:** None.

---

**BBOU0022E** Assertion failed: '*string*', file *string*, line *dstring*.

**Explanation:** The above assertion failed.

**User Response:** Report this problem to your next level of support or the IBM Support Center.

---

**BBOU0023W** The function *string+dstring* rethrew CORBA system exception *string*. Error code is *hstring*.

**Explanation:** WebSphere for z/OS identified an abnormal situation for which it caught the indicated CORBA system exception and re-threw it.

**User Response:** See additional messages for how WebSphere for z/OS might have handled the error. If no related messages are found, see the WebSphere for z/OS Error Codes section of this book for a description of this error. If not documented in the WebSphere for z/OS Error Codes section, report the error to your next level of support or the IBM Support Center.

---

**BBOU0024W** The function *string+dstring* rethrew user exception *string*.

**Explanation:** WebSphere for z/OS identified an abnormal situation for which it caught the indicated CORBA user exception and re-threw it.

**User Response:** See additional messages for how WebSphere for z/OS might have handled the error. If no related messages are found, report this error to your next level of support or the IBM Support Center.

---

**BBOU0025I** ERRORS WILL BE WRITTEN TO *string string*.

**Explanation:** WebSphere for z/OS will be using the indicated repository for logging errors. For file repositories, the file is obtained from the BBOERROR DD specification. If no such specification is provided, and a system logger stream has been specified, the log stream will be used for logging errors. If logging to the designated file or log stream can not be done, then CERR will be used for error logging. Note that CERR is equivalent to SYSOUT by default.

**User Response:** None.

---

**BBOU0026W** Log file '*string*' already exists. Re-initializing this data set.

**Explanation:** A log file of the indicated name already exists. If the file has the correct attributes, it will be initialized as an empty log file. Any existing data in the log file is deleted.

**User Response:** None.

---

**BBOU0027W** Failure during *string* of log file *string*, errno=*dstring* [*string*].

**Explanation:** The indicated function failed while processing the indicated data set. The failure is errno. When there is an error log file failure (or DD:BBOERROR), all error messages will be routed to cerr (SYSOUT).

**User Response:** See the OS/390 C/C++ Library Reference for a description of this error. If the problem persists, report this error to your next level of support or the IBM Support Center.

---

**BBOU0028W** Failure attempting to read/write the header record for log file '*string*', error=*hstring*.

**Explanation:** The indicated log file has a bad header record. The error is an internal value useful for IBM Support. When there is an error log file failure (or DD:BBOERROR), all error messages will be routed to cerr (SYSOUT).

**User Response:** Additional messages may have been written to the job log. Search the job log for messages relating to this data set and refer to the documentation on that error message. If you want to use this data set for a log file, re-allocate (being sure to specify the correct attributes) and initialize it. If the problem persists, report this error to your next level of support or the IBM Support Center.

## Messages — General (BBOJxxxx, BBOUxxxx, WRASxxxx)

---

### **BBOU0029W Incorrect attributes for log file 'string'.**

**Explanation:** The indicated file cannot be used for a log because of the incorrect attributes. The correct attributes are: sequential (PO), recfm must be fixed/blocked. When there is an error log file failure, all error messages are routed to cerr (SYSOUT).

**User Response:** If you want to use this data set for a log file, re-allocate (being sure to specify the correct attributes) and initialize it.

---

### **BBOU0030W Incorrect record length for log file 'string'. Record length must be dstring.**

**Explanation:** The indicated file cannot be used for a log because it has an incorrect record length (lrecl). When there is an error log file failure, all error messages are routed to cerr (SYSOUT).

**User Response:** If you want to use this data set for a log file, re-allocate and initialize it with the correct attributes.

---

### **BBOU0031W Unable to use specified language of string. Defaulted to use language ENUS (English US).**

**Explanation:** WebSphere for z/OS could not use the specified language. WebSphere for z/OS attempted to load a dll by the name BBOxxxx where xxxx is the language indicated by string, However, the dll load failed. WebSphere for z/OS used the default language of ENUS instead.

**User Response:** None.

---

### **BBOU0032W The string DLL for messages could not be loaded. Check your STEPLIB to ensure it can be located.**

**Explanation:** WebSphere for z/OS could not load the specified dll.

**User Response:** Ensure that the specified dll is part of the execution path for this process. If it is not, add it to the execution path: STEPLIB, JOBLIB, LPA, link list or path.

---

### **BBOU0033E Function 'MsgRetrieve()' not exported. Check your STEPLIB to ensure it can be located.**

**Explanation:** WebSphere for z/OS could not load the specified function within the message dll.

**User Response:** Ensure that the message dll is part of the execution path for this process. If it is not, add it to the execution path: STEPLIB, JOBLIB, LPA, or link list.

---

### **BBOU0034E CONTROL REGION UNABLE TO GET INTO SUPERVISOR STATE.**

**Explanation:** WebSphere for z/OS server could not MODESET into supervisor state. This is most likely caused by an incorrect installation of the WebSphere for z/OS product.

**User Response:** Ensure that the WebSphere for z/OS product was installed correctly. It may be that the region is not listed in the PPT. Verify the SCHEDxx PARMLIB member has been properly modified as directed in the WebSphere for z/OS Installation and Customization Guide. If it is installed correctly and the problem persists, contact your next level of support or the IBM Support Center.

---

### **BBOU0035W Processing for signal 'string' (dstring), in current thread (hstring hstring).**

**Explanation:** WebSphere for z/OS received control for a signal.

**User Response:** Check for messages to determine the resolution of the problem. If there are no additional messages, the signal was handled and the thread continued to process. Report this problem to your next level of support or the IBM Support Center.

---

### **BBOU0036W Processing for signal 'string' (dstring) with string , in current thread (hstring hstring).**

**Explanation:** WebSphere for z/OS received control for a signal with accompanying information. This additional information is at least one of: original abend code (abendcode value), original abend reason code (rsncode value), signal code (si\_code value in text and decimal), error number (si\_errno value), or failing address (si\_addr value).

**User Response:** Ensure the daemon is started on the system the client is running on. For abends see the appropriate messages and code documentation for the failing service. For other signal types see C/C++ Run-time Library

---

Reference for documentation on signals. If there are no additional messages, the signal was handled and the thread continued to process. Report this problem to your next level of support or to the IBM Support Center.

---

**BBOU0037W Terminating the current thread** (*hstring hstring*), **REASON=***hstring*.

**Explanation:** WebSphere for z/OS is terminating the current thread within the current process (address space).

**User Response:** See previous messages for the reason this process was terminated. Report this problem to your next level of support or the IBM Support Center.

---

**BBOU0038W TERMINATING THE CURRENT PROCESS, REASON=***hstring*.

**Explanation:** WebSphere for z/OS is terminating the current process (address space).

**User Response:** See previous messages for the reason this process was terminated. Report this problem to your next level of support or the IBM Support Center.

---

**BBOU0039E ADDRESS SPACE CREATE SERVICE (ASCRE) FAILED FOR PROCEDURE 'string' WITH RC=***dstring*, **REASON=***dstring*.

**Explanation:** WebSphere for z/OS failed in invoking the address space create service (ASCRE). The failure occurred for the procedure (PROC) indicated, along with the indicated decimal return code and the indicated decimal reason code.

**User Response:** Ensure that the procedure indicated is in SYS1.PROCLIB (or equivalent). See the information on the ASCRE service in the OS/390 MVS Programming: Authorized Assembler Services Reference for a description of the return code and reason code. If the problem persists, contact your next level of support or the IBM Support Center. Use CAPS for NLS translation

---

**BBOU0040E FUNCTION** *string* **FAILED WITH RC=***dstring*.

**Explanation:** WebSphere for z/OS failed as indicated and that function completed with a decimal return code indicated by RC.

**User Response:** Consult the function in the OS/390 C++ Library Reference, OS/390 MVS Programming: Assembler Services Reference, OS/390 MVS Programming: Authorized Assembler Services Reference, OS/390 Security Server LDAP Server Adm & Usage or other appropriate OS/390 reference book for a description of this error. Correct the problem. If the problem persists, contact your next level of support or the IBM Support Center.

---

**BBOU0041E Function** *string* **failed with RC=***dstring*, **REASON=***hstring*.

**Explanation:** WebSphere for z/OS failed as indicated and that function completed with a decimal return code indicated by RC and a hexadecimal reason code indicated by REASON.

**User Response:** Consult the function indicated in the OS/390 C/C++ Library Reference, OS/390 MVS Programming: Assembler Services Reference, OS/390 MVS Programming: Authorized Assembler Services Reference, OS/390 Security Server LDAP Server Adm & Usage or other appropriate z/OS reference book for a description of this error. Correct the problem. If the problem persists, contact your next level of support or the IBM Support Center.

---

**BBOU0042E Function** *string* **failed with RC=***dstring*, **REASON=***hstring*, **EXTENDED REASON=***hstring*.

**Explanation:** WebSphere for z/OS failed as indicated and that function completed with a decimal return code indicated by RC, a hexadecimal reason code indicated by REASON, and an extended hexadecimal reason code indicated by EXTENDED REASON.

**User Response:** Consult the function indicated in the OS/390 C/C++ Library Reference, OS/390 MVS Programming: Assembler Services Reference, OS/390 MVS Programming: Authorized Assembler Services Reference, or other appropriate z/OS reference book for a description of this error. Correct the error. If the problem persists, contact your next level of support or the IBM Support Center.

---

## Messages — General (BBOJxxxx, BBOUxxxx, WRASxxxx)

---

**BBOU0043E** Function *string* failed with RV=*dstring*, RC=*dstring*, RSN=*hstring*, [*string*].

**Explanation:** WebSphere for z/OS issued the indicated function and that function completed with a decimal return value indicated by RV, a decimal return code indicated by RC, and a hexadecimal reason code indicated by RSN.

**User Response:** See the OS/390 C++ Run-Time Library Reference or the UNIX System Services Messages and Codes for descriptions of the returned value and codes. Correct the error. If the problem persists, contact your next level of support or the IBM Support Center.

---

**BBOU0044E** Function *string* failed with RV=*dstring*, RC=*dstring*, RSN=*hstring*, [*string*]

**Explanation:** WebSphere for z/OS issued the indicated function and that function completed with a decimal return value indicated by RV, a decimal return code indicated by RC, and a hexadecimal reason code indicated by RSN. TCPIP is not running.

**User Response:** See the OS/390 C++ Run-Time Library Reference or the UNIX System Services Messages and Codes for descriptions of the returned value and codes. Correct the error. If the problem persists, contact your next level of support or the IBM Support Center.

---

**BBOU0045E** Function *string* failed with RV=*dstring*, RC=*dstring*, RSN=*hstring*, [*string*].

**Explanation:** WebSphere for z/OS issued the indicated function and that function completed with a decimal return value indicated by RV, a decimal return code indicated by RC, and a hexadecimal reason code indicated by RSN.

**User Response:** See the OS/390 C++ Run-Time Library Reference or the UNIX System Services Messages and Codes for descriptions of the returned value and codes. Correct the error. If the problem persists, contact your next level of support or the IBM Support Center.

---

**BBOU0046E** Function *string* failed with RV=*dstring*, RC=*dstring*, RSN=*hstring*, [*string*].

**Explanation:** WebSphere for z/OS issued the indicated function and that function completed with a decimal return value indicated by RV, a decimal return code indicated by RC, and a hexadecimal reason code indicated by RSN.

**User Response:** See the OS/390 C++ Run-Time Library Reference or the UNIX System Services Messages and Codes for descriptions of the returned value and codes. Correct the error. If the problem persists, contact your next level of support or the IBM Support Center.

---

**BBOU0047E** Server session failed with invalid foreign host *sin\_addr*=*hstring*.

**Explanation:** WebSphere for z/OS attempted to construct a session with a client but could not obtain a dotted internet protocol address from the *sin\_addr*.

**User Response:** See the OS/390 C++ Run-Time Library Reference for a description of the code. Correct the address information for the client.

---

**BBOU0048E** Invalid parameter [*string*] passed to *string*.

**Explanation:** WebSphere for z/OS received the indicated parameter which is not recognized by the indicated function.

**User Response:** Refer to the programming guide for the function being called. Correct the parameter specification and re-execute the program. If the problem persists, contact your next level of support or the IBM Support Center.

---

**BBOU0050E** Class/method *string::string* not implemented.

**Explanation:** The indicated class contains the indicated method, which is not implemented.

**User Response:** Do not call this method for an instance of an object of this class.

---

**BBOU0051E Internal communications error: REASON=*hstring*.**

**Explanation:** WebSphere for z/OS experienced a communications error.

**User Response:** See the WebSphere for z/OS Error Codes section of this book for a description of this error. If not documented in this section, report the error to your next level of support or the IBM Support Center.

---

**BBOU0052E Internal failure, REASON=*hstring*.**

**Explanation:** WebSphere for z/OS failed with an internal error.

**User Response:** See the WebSphere for z/OS Error Codes section of this book for a description of this error. If not documented in this section, report the error to your next level of support or the IBM Support Center.

---

**BBOU0054E Internal failure, REASON=*hstring*, EXTENDED REASON=*hstring*.**

**Explanation:** WebSphere for z/OS failed with an internal error.

**User Response:** See the WebSphere for z/OS Error Codes section of this book for a description of this error. If not documented in this section, report the error to your next level of support or the IBM Support Center.

---

**BBOU0055E Function *string* failed with errno=*dstring* [*string*].**

**Explanation:** WebSphere for z/OS failed as indicated and that function completed with a decimal return code indicated by errno. The string describing the errno is shown between the braces.

**User Response:** Consult the function indicated in the OS/390 C/C++ Library Reference, OS/390 MVS Programming: Assembler Services Reference, OS/390 MVS Programming: Authorized Assembler Services Reference, or other appropriate z/OS reference book for a description of this error. Correct the problem. If the problem persists, contact your next level of support or the IBM Support Center.

---

**BBOU0058E SYSBBOSS TRACE REQUEST FAILED. OPTIONS ARE NOT ALLOWED.**

**Explanation:** The system rejected the request to trace the SYSBBOSS component. The TRACE command specified options, but options are not allowed (except for option WTR).

**User Response:** Reenter the TRACE command specifying no options or the WTR option.

---

**BBOU0060E Input to program *string* specifies DD: parameter of incorrect length. Length must be <=11 characters (including 'dd:').**

**Explanation:** The user did not specify a proper DD name as the first parameter to the indicated program. A fully-qualified data set name (without quotes) or valid DD: must be specified.

**User Response:** Rerun the program specifying the appropriate input.

---

**BBOU0061E Input to program *string* must specify data set name as first parameter, of length<=44.**

**Explanation:** The user did not specify a data set name as the first parameter to the indicated program. A fully-qualified data set name (without quotes) or valid DD: must be specified.

**User Response:** Rerun the program specifying the appropriate input.

---

**BBOU0062E Input specification of log file '*string*' failed open and could not be dynamically allocated. Log initialization not done.**

**Explanation:** The user specified a DD file as input. That DD file failed to open and cannot be used as a log file.

**User Response:** Modify the DD specification on the program and rerun the program.

---

## Messages — General (BBOJxxxx, BBOUxxxx, WRASxxxx)

---

**BBOU0063E** Parameter '*string*' unknown. Log initialization not done.

**Explanation:** The user specified a parameter that is not known. The log file could not be initialized.

**User Response:** Modify the indicated parameter and rerun the program. If the parameter contains any commas, remove them.

---

**BBOU0064E** Function 'dynalloc' for data set '*string*' failed with RC=*dstring*, error code=*dstring*, info code=*dstring*.

**Explanation:** WebSphere for z/OS failed using dynalloc for the indicated data set. The decimal return code is indicated by RC. The decimal error reason code and decimal information reason code are also indicated.

**User Response:** See the OS/390 C/C++ Run-time Library Reference for a description of the dynalloc function and its associated return reason codes. If the problem persists, contact your next level of support or the IBM Support Center.

---

**BBOU0065E** Data set '*string*' cannot be used for a log file. Log initialization not done.

**Explanation:** WebSphere for z/OS detected errors while attempting to initialize the indicated log file. The log file is not initialized correctly. See previous messages for the errors.

**User Response:** Fix the errors indicated in the previous messages. If the problem persists, contact your next level of support or the IBM Support Center.

---

**BBOU0066I** Initialization of log file '*string*' complete. Log can contain up to *dstring* record(s).

**Explanation:** The indicated data set is initialized and ready to use as a log (such as an error log). It will contain up to the indicated number of log entries. Once that number of entries is exceeded, the log entries will wrap to the top of the data set.

**User Response:** None.

---

**BBOU0067E** Internal Error: Could not get NamingContext *string*.

**Explanation:** The LifeCycle framework could not access a portion of the LifeCycle Repository as expected. The LifeCycle Repository may be partially corrupted. The problems experienced may involve systems in the Component Broker domain other than that on which this message was issued.

**User Response:** The name of the NamingContext that could not be accessed is identified in the message text. Use this name to locate the machine causing the problem and use the System Management functions to rebuild that portion of the LifeCycle Repository.

---

**BBOU0070W** CB SERIES COMPONENT TRACE MAY HAVE LOST ENTRIES.

**Explanation:** The WebSphere for z/OS administrator started the WebSphere component trace (or the trace was started by default). WebSphere for z/OS overlaid some older entries before they could be captured by a component trace external writer. The system could not write the trace entries to the data set for one of the following reasons: 1. The operator did not start the external writer before connecting the WebSphere component trace to the external writer. 2. WebSphere for z/OS reused the full trace buffer before the system could write the trace entries out to the trace data set. Some older trace entries have been lost. System action: The WebSphere for z/OS component trace continues. Newer trace entries continue to overlay older trace entries.

**User Response:** Change your trace buffer size specification or your number of trace buffers specification for the next request.

---

**BBOU0071W** Incorrect specification of *string*, request is *dstring*. Using default of *dstring*.

**Explanation:** The user specified an incorrect value for the indicated parameter. The system used the indicated default value instead.

**User Response:** Change your specification to a valid value.

---



**BBOU0072E** Local comm call *string* failed with **RV**=*dstring*, **RC**=*dstring*, **RSN**=*hstring*, [*string*].

**Explanation:** Error occurred inside of Local IIOP processing. Additional information, including the message size, will be appended to "[*string*]" when EMSGSIZE or ENOMEM errors are encountered during IIOP message send.

**User Response:** Report the RV and RC values to your next level of support or the IBM Support Center.

---

**BBOU0074E** CB Series IKeyStreamFactory terminated for Server.

**Explanation:** The IKeyStreamFactory Destructor method was issued which terminates IKeyStreamFactory functions for the server.

**User Response:** Start the server to restore IKeyStreamFactory functions.

---

**BBOU0076E** CB Series IM\_GTIDFactory terminated for Server.

**Explanation:** The IM\_GTIDFactory Destructor method was issued which terminates IM\_GTIDFactory functions for the server.

**User Response:** Start the server to restore IM\_GTIDFactory functions.

---

**BBOU0080E** The readKeyComponent operation on an IKeyStream object failed.

**Explanation:** A readKeyComponent operation on an IKeyStream object failed. The operation failed because the IKeyStream does not contain any more Key Data.

**User Response:** Verify the contents of the IKeyStream object and re-execute the program. If the problem persists, contact your next level of support or the IBM Support Center.

---

**BBOU0081E** DCE/SAF initialization failed. **API:** *string*. **SAF code =** *dstring*, **RACF ret code =** *dstring*, **RACF rsid code =** *dstring*.

**Explanation:** During initialization, WebSphere was unable to extract the DCE information from the RACF user profile DCE segment.

**User Response:** Look for additional WebSphere messages for more information. The codes are documented in the OS/390 Security Server Callable Services reference.

---

**BBOU0082E** DCE initialization failed. **Internal error:** *dstring*.

**Explanation:** An internal error was detected. A diagnostic code is displayed to assist IBM Support.

**User Response:** Report the problem to your next level of support or the IBM Support Center

---

**BBOU0083E** DCE initialization failed. **Setup problem detected:** *string*.

**Explanation:** An error was detected during initialization that is related to a DCE configuration error. The message text identifies the source of the configuration error.

**User Response:** Use the information in this message and any other WebSphere error messages to correct the configuration error.

---

**BBOU0084E** DCE initialization failed. **DCE API:** *string*. **Code(hex)=** *hstring*.

**Explanation:** A specific DCE API failed.

**User Response:** Consult the OS/390 DCE Application Development Reference for a description of the error. Check for DCE reported errors.

---

## Messages — General (BBOJxxxx, BBOUxxxx, WRASxxxx)

---

**BBOU0085E** Internal daemon error: REASON=*hstring*.

**Explanation:** WebSphere for z/OS experienced a daemon error.

**User Response:** See the WebSphere for z/OS Error Codes section of this book for a description of this error. If not documented in this section, contact your next level of support or the IBM Support Center.

---

**BBOU0086E** CBIND CHECK FAILED WITH SAF RETURN CODE=*hstring*, RACF RETURN CODE=*hstring*, RACF REASON CODE=*hstring*.

**Explanation:** A RACF Check against the CBIND class was performed and failed.

**User Response:** See SAF and RACF return and reason codes and update the RACF database accordingly. Information pertaining to the CBIND class can be found in the following documentation: RACF Messages and Codes, OS/390 Security Server (RACF) Macros and Interfaces, OS/390 Security Server (RACF) System Programmer's Guide. Ref: OS/390 V2Rx.0 Security Server RACROUTE Macro Reference Document Number: GC28-1922-0y

---

**BBOU0087E** IM Reference Collection Element Table Operation failed.

**Explanation:** An operation on the Instance Manager Reference Collection table failed.

**User Response:** Verify the contents of the table. If the problem persists, contact your next level of support or the IBM Support Center.

---

**BBOU0088I** An error occurred in EXEC SQL. The description returned from the DSNTIAR service is: *string*:

**Explanation:** A non-zero result was returned from EXEC SQL.

**User Response:** Refer to DB2 reference books and perform the appropriate actions.

---

**BBOU0089W** THE DB2 DSNTIAR SERVICE COULD NOT BE FETCHED. A DETAILED DESCRIPTION OF SQLCODE COULD NOT BE OBTAINED.

**Explanation:** An attempt to FETCH the DSNTIAR module failed. Details of the SQL error code could not be obtained.

**User Response:** The DSNTIAR module is supposed to be in the DB2 SDSNLOAD data set. Ensure that the data set is part of the execution path of this process: STEPLIB, JOBLIB, LPA, or link list.

---

**BBOU0090I** Attributes were not changed, data store not changed.

**Explanation:** The data object was asked to update the data store but the attributes had not changed.

**User Response:** none.

---

**BBOU0091W** Key values were not set, data store not changed.

**Explanation:** The data object was asked to update the data store but the KEY values had not been set.

**User Response:** none.

---

**BBOU0092E** CLASS MANAGER FAILED TO LOAD DLL *string*.

**Explanation:** Class Manager failed to load the specified DLL. The data set containing the DLL might be missing from the STEPLIB for the server region handling the request.

**User Response:** Contact your next level of support or the IBM Support Center.

---

**BBOU0093W** CLASS MANAGER FAILED TO FIND CLASS *string* IN THE CLASS LIST.

**Explanation:** Class manager failed to find the specified class in the list of classes supported by the server. If the class not being found is a problem then throw was done by the caller of the class manager service. If the caller did throw an exception then the application that contains this class may not be properly defined or installed on the server.



**User Response:** If no exception occurred, ignore the warning. If a subsequent exception occurred, use the Systems Management GUI to display the active applications installed on the server that experienced the exception. If the GUI indicates the class is supported, report the problem to your next level of support or the IBM Support Center.

---

**BBOU0094E CLASS MANAGER FAILED TO FIND FACTORY FUNCTION** *string* IN DLL *string*.

**Explanation:** Class Manager failed attempting to get an address for the factory function. This could be caused by improper installation of the class by the application provider.

**User Response:** Report the problem to your next level of support or the IBM Support Center.

---

**BBOU0095E CONTEXT SERVICE 'string' FAILED WITH RETURN CODE=hstring.**

**Explanation:** WebSphere for z/OS failed in the context service indicated and that service completed with a hexadecimal return code indicated.

**User Response:** See return codes for context services in the MVS Programming: Resource Recovery book.

---

**BBOU0096E initACEE (IRRSIA00) failed for MVS Userid: string, with APPLID: string, with SAF Return Code=dstring, RACF Return Code=dstring, RACF Reason Code=dstring.**

**Explanation:** The initACEE callable security service failed for the indicated MVS Userid and with the indicated decimal return and reason codes.

**User Response:** See return codes for initACEE (IRRSIA00) in the Security Server (RACF) Callable Services or equivalent reference for other security products. Security Server reference documentation for initACEE include: OS/390 Security Server (RACF) Security Administrator's Guide and OS/390 Security Server (RACF) Callable Services for initACEE service call return and reason codes. Ref: OS/390 V2R6.0 Security Server (RACF) Callable Services Document Number: GC28-1921-05

---

**BBOU0097W Deletion of a RACO failed.**

**Explanation:** The release of the storage for the RACO failed.

**User Response:** Report this error to the next level of support or the IBM Support Center.

---

**BBOU0098E RACLIST of class, string, failed with SAF Return Code=hstring, RACF Return Code=hstring, RACF Reason Code=hstring.**

**Explanation:** RACROUTE REQUEST=LIST failed.

**User Response:** Look in Security Server RACROUTE Macro Reference for the reason. Issue appropriate SETROPTS commands to resolve the situation.

---

**BBOU0099E DOWN-LEVEL SECURITY PRODUCT FOUND.**

**Explanation:** A Security Product at the 2.6.0 level is needed for some internal initACEE (IRRSIA00) calls.

**User Response:** Upgrade Security Product.

---

**BBOU0100E RACROUTE REQUEST=EXTRACT for string failed with SAF Return Code=hstring, RACF Return Code=hstring, RACF Reason Code=hstring.**

**Explanation:** A call to RACROUTE REQUEST=EXTRACT failed with the indicated hexadecimal return and reason codes.

**User Response:** See the accompanying return/reason codes in the OS/390 Security Server RACROUTE Macro Reference. Report the problem to your next level of support or the IBM Support Center.

---

## Messages — General (BBOJxxxx, BBOUxxxx, WRASxxxx)

---

**BBOU0101W** AUTOMATIC RESTART MANAGER (IXCARM) SERVICE '*string*' WARNING/FAILURE, RC=*hstring* REASON=*hstring*.

**Explanation:** WebSphere for z/OS detected a problem in the automatic restart manager (IXCARM) service indicated and that service completed with a hexadecimal return code indicated by RC and a hexadecimal reason code indicated by REASON.

**User Response:** See return codes for IXCARM services in the OS/390 MVS Programming: Sysplex Services Reference.

---

**BBOU0102E** THE OPERATION *string* IS NOT SUPPORTED BY THE DISPATCH METHOD.

**Explanation:** The dispatch method returned indicating that the operation was not executed.

**User Response:** Ensure that the server is running with a DLL for the class that has a version of the xxxxxxxs\_S.cpp file that supports the requested operation.

---

**BBOU0103I** PROXYFACTORY *string* WAS NOT FOUND.

**Explanation:** The WebSphere for z/OS ORB was attempting to create a proxy object for an input class name, but a factory does not exist for that class.

**User Response:** Check that the application that contains the class name is correctly installed on that server.

---

**BBOU0104I** OBJECT LEVEL TRACE (OLT) DLL WAS LOADED SUCCESSFULLY.

**Explanation:** The WebSphere for z/OS OLT DLL was loaded.

**User Response:** None.

---

**BBOU0105E** Function *string* failed with RC=*dstring*, RSN=*dstring*, [*string*].

**Explanation:** WebSphere for z/OS issued the indicated function and that function completed with a decimal return code indicated by RC and a decimal reason code indicated by RSN. The last field is a message string providing further information.

**User Response:** See the OS/390 C++ Run-Time Library Reference or the UNIX System Services Messages and Codes for descriptions of the returned value and codes. Correct the error. If the problem persists, contact your next level of support or the IBM Support Center.

---

**BBOU0106E** An invalid value for the *string* parameter was passed to *string*.

**Explanation:** An invalid value for the indicated parameter was passed to the cited method. The value passed was longer than the maximum allowable length.

**User Response:** Refer to the programming guide for the function being called. Correct the parameter specification and re-execute the program. If the problem persists, contact your next level of support or the IBM Support Center.

---

**BBOU0107W** The function *string+dstring* raised an exception *string*. Additional data: *string*.

**Explanation:** WebSphere for z/OS identified an abnormal situation for which it raised the indicated CORBA user exception. Additional data related to the exception is also shown.

**User Response:** See additional messages for how WebSphere for z/OS might have handled the error. See also the explanation for exceptions under the indicated function. If no related messages are found, report this error to your next level of support or the IBM Support Center.

---

**BBOU0108E** 'gss\_init\_sec\_context' failed building outbound security context: Major Code: *hstring*, Minor Code: *hstring*.

**Explanation:** gss\_init\_sec\_context call failed. DCE security will not be used.

**User Response:** Check status codes and make sure DCE is set up correctly.

---

---

**BBOU0109E** 'gss\_import\_name' failed while building outbound security context: Major Code: *hstring*, Minor Code: *hstring*.

**Explanation:** gss\_import\_name call failed. DCE security will not be used.

**User Response:** Check status codes and make sure DCE is set up correctly.

---

**BBOU0110E** 'gss\_get\_mic' failed while building outbound security context: Major Code: *hstring*, Minor Code: *hstring*.

**Explanation:** gss\_get\_mic call failed. DCE security will not be used.

**User Response:** Check status codes and make sure DCE is set up correctly.

---

**BBOU0111E** COULD NOT LOAD OBJECT LEVEL TRACE DLL.

**Explanation:** Object Level Trace was enabled, but the DLL could not be loaded.

**User Response:** Check the installation and usage information for OLT and ensure the OLT DLL is available.

---

**BBOU0112E** COULD NOT LOCATE OBJECT LEVEL TRACE INIT ROUTINE.

**Explanation:** The object level trace (OLT) DLL was loaded but the system could not locate its init routine. OLT could not be started.

**User Response:** This is an internal error. Contact the IBM Support Center.

---

**BBOU0115E** Unable to retrieve the namespace root during resolution on host *string*.

**Explanation:** Was unable to retrieve the root of the namespace on given host.

**User Response:** Ensure that the host name is correct in the naming config file.

---

**BBOU0116E** Unable to resolve '*string*' in remote host *string*'s namespace

**Explanation:** Could not resolve requested name in given remote host's namespace.

**User Response:** Ensure that the requested name resides on given host's namespace.

---

**BBOU0117I** Configuration has successfully bound *string* to *string*.

**Explanation:** The name submitted was successfully bound to the given naming context.

**User Response:** None.

---

**BBOU0118W** Configuration was unsuccessful at binding *string* to *string*.

**Explanation:** The name submitted could not be bound to the naming context given.

**User Response:** Ensure that the name is correctly specified in the config file and/or does not exist in the namespace.

---

**BBOU0119I** CURRENT LOCAL CB SERIES CONFIGURATION DATA:

**Explanation:** This message introduces the print out of the BBOENV configuration (from memory)

**User Response:** None.

---

**BBOU0121I** The default *string* Factory Finder for *string* has been successfully created and bound into the namespace

**Explanation:** The Naming Federation/LifeCycle boot application was able to successfully create and bind the default host factory finder object into the LifeCycle Repository.

**User Response:** None.

---

## Messages — General (BBOJxxxx, BBOUxxxx, WRASxxxx)

---

**BBOU0122I** The default *string* Single Location has been successfully created and bound into the namespace

**Explanation:** The Naming Federation/LifeCycle boot application was able to successfully create and bind the default workgroup Single Location object into the LifeCycle Repository.

**User Response:** None.

---

**BBOU0123W** During the configuration of the *string*'s system namespace, the name *string* was found to be invalid

**Explanation:** The Naming Federation/LifeCycle boot application detected an invalid name during configuration.

**User Response:** Ensure that the name being bound into the namespace is valid.

---

**BBOU0124W** During the configuration of the *string*'s system namespace, the name *string* was not found

**Explanation:** The Naming Federation/LifeCycle boot application was not able to resolve the given name.

**User Response:** Ensure that the name being resolved in the namespace exists.

---

**BBOU0125W** During the configuration of the *string*'s system namespace, the name '*string*' was found to already exist in the namespace.

**Explanation:** The name to be bound into the namespace was found by the Naming Federation/LifeCycle boot application to already exist.

**User Response:** Ensure that the name being resolved in the namespace already exists.

---

**BBOU0126I** THE CONFIGURATION OF THE GLOBAL NAMESPACE HAS SUCCEEDED. NAMESPACE CONFIGURATION HAS BEEN COMMITTED.

**Explanation:** The Naming Federation/LifeCycle boot application was able to successfully create the System Namespace for the given sub-namespace.

**User Response:** None.

---

**BBOU0127E** THE CONFIGURATION OF THE GLOBAL NAMESPACE HAS FAILED. NAMESPACE CONFIGURATION HAS NOT BEEN COMMITTED.

**Explanation:** The Naming Federation/LifeCycle boot application was not able to successfully create the system namespace for the given sub-namespace. This message appears both on the console and in the naming client job log. In the job log, it is preceded by other messages explaining why the name space setup failed.

**User Response:** Analyze the client job log to find out why the name space setup failed. Useful hints may also be found in the naming server region job log, especially in the SYSOUT part where LDAP messages are written to.

---

**BBOU0129I** %23s: *string*.

**Explanation:** Indicates SCO Config variable setting. (See also: BBOU0119I)

**User Response:** None.

---

**BBOU0130I** THE WEBSHERE BOOTSTRAP PROCESSING HAS STARTED.

**Explanation:** The WebSphere bootstrap processing has begun. Message BBOU0131I will be issued when the processing is complete.

**User Response:** None. This message is for information only.

---

**BBOU0131I** THE WEBSHERE BOOTSTRAP HAS COMPLETED.

**Explanation:** The WebSphere bootstrap processing has completed. The WebSphere for z/OS system servers can be recycled.

**User Response:** None. This message is for information only.

---

**BBOU0132I** WS BOOTSTRAP STEP *string* STARTING.

**Explanation:** This message is informational and indicates that the specified phase of the SM bootstrap has begun processing.

**User Response:** None. This message is for information only.

---

**BBOU0133I** WS BOOTSTRAP STEP *string* COMPLETED.

**Explanation:** This message is informational and indicates that the specified phase of the SM bootstrap has completed.

**User Response:** None. This message is for information only.

---

**BBOU0134I** WS BOOTSTRAP PHASE %s IS COMPLETE.

**Explanation:** This message indicates that a phase of the WS BOOTSTRAP has completed.

**User Response:** This message is for information. Please see The WebSphere for z/OS Installation and Customization Guide. There are two phases to the bootstrap, either of these may have completed.

---

**BBOU0135E** The NameSpace configuration has encountered an unknown problem. NameSpace configuration is terminating.

**Explanation:** An unknown error has developed. NameSpace configuration cannot recover. Processing is terminated

**User Response:** Contact the IBM Support Center.

---

**BBOU0136E** BBOENV FAILURE.

**Explanation:** BBOENV failure.

**User Response:** Ensure that the BBOENV is correct.

---

**BBOU0137E** FCLOSE FAILURE.

**Explanation:** FCLOSE failed while checking BBOENV.

**User Response:** Ensure that the BBOENV is correct.

---

**BBOU0138I** BBOENV IS NOT VARIABLE LENGTH.

**Explanation:** This message is informational and indicates that BBOENV is not variable length. C++ requires NULL for a string copy.

**User Response:** Change BBOENV from fixed to variable length.

---

**BBOU0139E** FLDATA failure, rc=*dstring*.

**Explanation:** FLDATA failed while checking BBOENV.

**User Response:** Ensure that the BBOENV is correct.

---

**BBOU0140W** BBOENV FOPEN failure.

**Explanation:** FOPEN failed for BBOENV DD.

**User Response:** Ensure that the BBOENV DD is correct. CB will default the environment variables and attempt to continue.

---

## Messages — General (BBOJxxxx, BBOUxxxx, WRASxxxx)

---

**BBOU0141E** The namespace dump utility encountered an internal error.

**Explanation:** A programming error in the namespace dump utility was detected.

**User Response:** Report the problem to the IBM Support Center.

---

**BBOU0142E** CBS call *string* failed.

**Explanation:** A WebSphere for z/OS call raised an exception which could not be handled by the namespace dump utility.

**User Response:** Check your WebSphere for z/OS installation.

---

**BBOU0143E** Instance manager failed to find context for method *string*.

**Explanation:** The WebSphere for z/OS instance manager was unable to find the desired context.

**User Response:** Report the problem to your next level of support or the IBM Support Center. You will need to provide TRACEDETAIL level of trace for Instance Manager to your next level of support for the server in which this error occurred.

---

**BBOU0144E** Instance manager failed to find connector.

**Explanation:** The WebSphere for z/OS instance manager was unable to find the desired connector.

**User Response:** Report the problem to your next level of support or the IBM Support Center.

---

**BBOU0145E** Instance manager found a duplicate connector.

**Explanation:** The WebSphere for z/OS instance manager found a duplicate of the desired connector.

**User Response:** Report the problem to your next level of support or the IBM Support Center.

---

**BBOU0146E** The LName to be converted resulted in an invalid CosName

**Explanation:** The LName conversion to a CosName resulted in an invalid CosName.

**User Response:** Ensure that the LName to be converted conforms to the rules for CosNames.

---

**BBOU0147W** Configuration data set cannot be opened for DD name NDCONFIG.

**Explanation:** The user has not specified the control statement, configdataset. The DD name, NDCONFIG, is not defined or the data set allocated to the DD name cannot be opened.

**User Response:** If a control data set should be used, allocate a data set to the DD name, NDCONFIG, or use the control statement, configdataset. If the DD name, NDCONFIG, is already defined, contact a system programmer. Otherwise ignore this warning.

---

**BBOU0148E** Output data set cannot be opened for DD name NDOUTPUT

**Explanation:** The user has not specified the control statement, outputdata set. The DD name, NDOUTPUT, is not defined or the data set allocated to the DD name cannot be opened.

**User Response:** Allocate a data set to the DD name, NDOUTPUT, or use the control statement, outputdataset, to specify the output data set. If the DD name NDOUTPUT is already defined, contact a system programmer.

---

**BBOU0149E** The output data set is full. Please specify a larger one.

**Explanation:** The output data set is too small. The namespace dump utility could not write any more data.

**User Response:** Create a larger data set of output.

---

**BBOU0150E Invalid start context(s)**

**Explanation:** One or more start contexts specified by the user cannot be resolved.

**User Response:** Ensure that all specified start contexts exist.

---

**BBOU0151E Invalid program option(s)**

**Explanation:** The user has specified invalid control statements (program options) on the command line or in the control data set.

**User Response:** Correct the invalid control statements.

---

**BBOU0152E *string* data set *string* cannot be *string*.**

**Explanation:** The data set in question cannot be created, opened, or closed.

**User Response:** Verify that the data set is valid (for example, proper authority).

---

**BBOU0153E Namespace dump utility cannot proceed.**

**Explanation:** A WebSphere for z/OS internal error has occurred.

**User Response:** Contact the IBM Support Center.

---

**BBOU0154W Option specified more than once.**

**Explanation:** A duplicate program option was encountered. The first occurrence will be in effect.

**User Response:** Correct the option settings.

---

**BBOU0155E Cannot resolve root naming context.**

**Explanation:** Due to an internal WebSphere for z/OS error, root naming context cannot be resolved.

**User Response:** Contact the IBM Support Center.

---

**BBOU0156E Out of memory.**

**Explanation:** A request to allocate memory has failed.

**User Response:** Contact a system programmer.

---

**BBOU0157E METHODS IN CLASS *string* CANNOT BE DISPATCHED BY THE SERVER.**

**Explanation:** Methods on this class cannot be dispatched because the object was IDL compiled as localonly instead of remotable.

**User Response:** Recompile your object interface as a remotable object.

---

**BBOU0158E IR BOOTSTRAP FAILED: *string*.**

**Explanation:** Interface repository bootstrap program halted.

**User Response:** Respond to the message as appropriate. If the the problem persists, contact the IBM Support Center.

---

**BBOU0160W SHASTA RUNTIME FUNCTION*string*DID NOT FIND CLASS*string*.**

**Explanation:** The shasta runtime was unable to find a class.

**User Response:** Determine if the desired class name is correct and if it should have been found. If so, report the problem to the IBM Support Center.

---



## Messages — General (BBOJxxxx, BBOUxxxx, WRASxxxx)

---

**BBOU0161I** SHASTA RUNTIME FUNCTION *string* DETECTED THAT *string string*.

**Explanation:** The shasta runtime detected the condition described in this informational message.

**User Response:** none

---

**BBOU0162W** SHASTA RUNTIME FUNCTION *string* DETECTED THAT *string string*.

**Explanation:** The shasta runtime detected the condition described in this warning message.

**User Response:** If this warning message is associated with the occurrence of an exception, report the problem to your next level of support or the IBM Support Center.

---

**BBOU0163E** Shasta Runtime function *string* detected that *string string*.

**Explanation:** The shasta runtime detected the condition described in this error message.

**User Response:** Report the problem to your next level of support or the IBM Support Center.

---

**BBOU0164E** SHASTA RUNTIME FUNCTION *string* COULD NOT LOAD THE JAVA IMPLEMENTATION CLASS *string* FOR CLASS *string*.

**Explanation:** The shasta runtime detected an error while attempting to load a Java implementation class.

**User Response:** Report the problem to your next level of support or the IBM Support Center.

---

**BBOU0165E** SHASTA RUNTIME FUNCTION *string* COULD NOT FIND THE JAVA VM DLL *string*.

**Explanation:** The shasta runtime could not find the specified DLL for the Java virtual machine.

**User Response:** Verify that the LIBPATH environment variable specifies the correct path to the Java virtual machine DLL.

---

**BBOU0166E** Shasta Runtime function *string* failed to establish a JNI environment.

**Explanation:** The shasta runtime could not establish function pointers required to enable its Java Native Interface (JNI) environment.

**User Response:** Report the problem to your next level of support or the IBM Support Center.

---

**BBOU0167E** Shasta Runtime function *string* detected that the Java VM was not started.

**Explanation:** The shasta runtime detected that the Java VM was not loaded and initialized.

**User Response:** Report the problem to your next level of support or the IBM Support Center.

---

**BBOU0168E** Shasta Runtime function *string* detected that the following exception occurred in the Java VM ... JVM Exception Message = *string* JVM Stack Trace = *string*. \ Programmer response: Analyze the exception from within the Java VM stack trace. \ was from user code, if it is a user application method correct coding errors \ level of IBM support. \

**Explanation:** The shasta runtime has received the given stack trace from the Java VM " \

**User Response:** Analyze the exception from within the Java VM stack trace. " \ Determine if the failing method within the Java VM stack trace " \ was from user code, if it is a user application method correct coding errors " \ and retry application. If the failing method is not recognized contact your next " \ level of IBM support. \

---

**BBOU0169E** Unable to unbind naming context '*string*'

**Explanation:** Cannot unbind a naming context which resides in a S/390 nameserver. To do so would result in an orphaned namespace.

**User Response:** Ensure that the object to be unbound is not a native S/390 naming context.

---



---

**BBOU0170W Unable to complete operation :** *string1*, **dbname:** *string2*, **tablename:** *string3*, **CollectionKey:** *string4*, **\*\*\* SQL error code:** *string5*, **SQLSTATE:** *string6*, **SQL Error MSG:** *string7*

**Explanation:** The requested operation on the collection was not completed. SQL code and SQL error message contain explanations for database failure.

**User Response:** Check SQL error messages for an explanation and desired action. The error information stated can be found in DB2 for OS/390 Messages and Codes. Retry the operation. If the problem persists, contact the IBM Support Center.

---

**BBOU0171W Unable to complete operation :** *string1*, **dbname:** *string2*, **tablename:** *string3*, **CollectionKey:** *string4*, **cursorHandle:** *string5*, **\*\*\* SQL error code:** *string6*, **SQLSTATE:** *string7*, **SQL Error MSG:** *string8*

**Explanation:** The requested operation on the collection was not completed. SQL code and SQL error messages contain explanations for database failure.

**User Response:** Check SQL error messages for an explanation and desired action. The error information stated can be found in DB2 for OS/390 Messages and Codes. Retry the operation. If the problem persists, contact the IBM Support Center.

---

**BBOU0173E Fatal error: too many open cursors, collection type : %1s MAX Limit :** *string2*

**Explanation:** The requested operation on the collection was not completed because the maximum limit of 256 cursors allocated for collections has been exceeded.

**User Response:** Check which application is holding the collections cursors and not freeing up the collection iterators. Terminate this application. Retry the operation. If the problem persists, contact the IBM Support Center.

---

**BBOU0174E FAILED TO RESOLVE REFERENCE TO INTERFACE REPOSITORY.**

**Explanation:** Could not locate interface repository on the system.

**User Response:** Check that the interface repository is installed and configured on the machine. Retry the operation. If the problem persists, contact the IBM Support Center.

---

**BBOU0175E COULD NOT LOCATE INTERFACE REPOSITORY ID :** *string1* **IN THE IR**

**Explanation:** Repository ID of the requested interface was not found in the interface repository.

**User Response:** Populate the interface repository by running the IR population program for tour managed. Verify that the interface exists through IR browser. Retry the operation. If the problem persists, contact the IBM Support Center.

---

**BBOU0176E Unable to complete operation :** *string1*, **dbname:** *string2*, **tablename:** *string3*, **\*\*\* SQL error code:** *string4*, **SQLSTATE:** *string5*, **SQL Error MSG:** *string6*, **CollectionKeyLen:** *string7*, **CollectionKeyString:** *string8*

**Explanation:** The requested operation on the collection was not completed. SQL code and SQL error messages contain explanations for database failure.

**User Response:** Check the SQL error messages for an explanation and desired action. The error information stated can be found in DB2 for OS/390 Messages and Codes. Retry the operation. If the problem persists, contact the IBM Support Center.

---

**BBOU0177E Create Function for the class name found in the key is not registered with the factory, ClassName :** *string1*

**Explanation:** The class name supplied in the collections key is not registered with the collections factory.

**User Response:** This is most likely an internal error or an installation error if you are creating collection through createCollection() provided on collections specialized home. If you are trying to create collection through createFromPrimaryKey or createFromCopyString, then either the class passed in the collection key is wrong or is not registered with the collection. Retry the operation. If the problem persists, contact the IBM Support Center.

## Messages — General (BBOJxxxx, BBOUxxxx, WRASxxxx)

---

**BBOU0178E** Implementor Kind for class is not registered with the factory , ClassName : *string1*

**Explanation:** The class name supplied in the collections key is not registered properly with collections. The implementor kind field is not correct.

**User Response:** This is most likely an internal error or an installation error if you are creating collection through createCollection() provided on collections specialized home. If you are trying to create collection through createFromPrimaryKey or createFromCopyString, then either the class passed in the collection key is wrong or is not registered properly with collection. Retry the operation. If the problem persists, contact the IBM Support Center.

---

**BBOU0179E** Class Name : *string1* Could not be registered because the maximum number of classes are already registered

**Explanation:** Maximum limit of 256 classes registered with collections framework was exceeded.

**User Response:** Retry the operation. If the problem persists, contact the IBM Support Center.

---

**BBOU0180E** INCORRECT MODIFY COMMAND.

**Explanation:** An incorrect modify command was entered from the operator console.

**User Response:** Re-enter the modify command. Issue F <JOBNAME>,CANCEL,ARMRESTART if an ARM restart of the address space is necessary, or F <JOBNAME>,CANCEL to cancel the address space.

---

**BBOU0181E** RACAUTH of class, *string*, failed with SAF Return Code=*hstring*, RACF Return Code=*hstring*, RACF Reason Code=*hstring*.

**Explanation:** RACROUTE REQUEST=AUTH or REQUEST=FASTAUTH failed.

**User Response:** Look in the OS/390 Security Server RACROUTE Macro Reference for the reason. Issue the appropriate SETROPTS command to correct the situation.

---

**BBOU0182E** The requested PassTicket was not produced properly.

**Explanation:** The creation of a PassTicket failed.

**User Response:** Refer to the OS/390 Security Server (RACF) Macros and Interfaces document, Secured Signon (PassTicket) function for an explanation.

---

**BBOU0183E** THE REQUESTED PASSTICKET SUPPORT IS NOT AVAILABLE FOR USE. THE SECURED SIGNON CALLABLE SERVICE COULD NOT BE LOCATED.

**Explanation:** The secured signon callable service required to build a PassTicket is not available on the system.

**User Response:** Report the problem to your next level of support or the IBM Support Center. It appears that the required level of Security Server is not properly installed on the system.

---

**BBOU0184E** IR bootstrap failed: system exception minor code: *hstring*.

**Explanation:** Interface repository bootstrap program received a system exception.

**User Response:** Refer to the error code for the appropriate response.

---

**BBOU0185I** IR bootstrap completed successfully for *string*.

**Explanation:** The IR server has been successfully bootstrapped.

**User Response:** none

---

---

**BBOU0186I IR bootstrap received an unexpected exception.**

**Explanation:** The IR bootstrap failed with an unexpected exception.

**User Response:** Consult the WebSphere error log for the exception and refer to the exception for the appropriate response.

---

**BBOU0187E Interface Repository utility cannot initialize ORB.**

**Explanation:** A WebSphere for z/OS internal error has occurred.

**User Response:** Contact the IBM Support Center.

---

**BBOU0188E The specified start object 'string' is neither a module nor an interface.**

**Explanation:** The user has specified an invalid start object for the interface repository dump utility.

**User Response:** Specify either a module or an interface as a start object for the interface repository dump utility.

---

**BBOU0189E The specified start object 'string' is not defined in the Interface Repository.**

**Explanation:** The user has specified an invalid start object for the interface repository dump utility.

**User Response:** Specify either an existing module or interface as a start object for the interface repository dump utility.

---

**BBOU0190E An object with an invalid attribute ('def\_kind') is found in the Interface Repository at scope '%  
Issued by: CB Series Explanation: A WebSphere for z/OS internal error has occurred. Programmer  
response: Contact the IBM Support Center.**

**Explanation:** A WebSphere for z/OS internal error has occurred.

**User Response:** Contact the IBM Support Center.

---

**BBOU0191E Unknown internal exception caught while analyzing string string.**

**Explanation:** A WebSphere for z/OS internal error has occurred.

**User Response:** Contact the IBM Support Center.

---

**BBOU0192E Invalid program option(s)**

**Explanation:** The user has specified invalid program options.

**User Response:** Correct the options and re-start the program.

---

**BBOU0193W The configuration data set DD:IRDCONFIG does not exist or the data set cannot be opened.**

**Explanation:** The user has specified an invalid configuration data set.

**User Response:** Allocate and edit the configuration data set or specify the correct one.

---

**BBOU0194E Cannot create the output data set 'string'.**

**Explanation:** The user has specified via the option, outputdataset, an output data set which does not exist. BBOPUDMP tried to create a new data set but it failed. Possible reasons are: the data set name for the output data set is not valid, no permission to create the data set, or there is no space left on the filesystem.

**User Response:** Check if a valid data set name is used and if the user has permission to create the data set. Try to allocate a output data set on your own and use it for output (specify either with the DD name or via the option, outputdataset).

---

## Messages — General (BBOJxxxx, BBOUxxxx, WRASxxxx)

---

**BBOU0195E** Cannot open the existing output data set '*string*'.

**Explanation:** Possible reason is: The user does not have write permission for the specified data

**User Response:** Check/change the access rights for the specified data set.

---

**BBOU0196E** Cannot close the output data set '*string*'.

**Explanation:** It was not possible to close the output data set.

**User Response:** none

---

**BBOU0197E** Output data set is full, please specify a larger one!

**Explanation:** The output data set is too small.

**User Response:** Allocate a larger output data set and re-start the program.

---

**BBOU0198E** Cannot open output data set for DD name: '*string*'.

**Explanation:** The user has not specified an output data set via the option, `outputdataset`. The program tried to use the DD name, `IROUTPUT`, to open the output data set but it failed. Possible reason: The user forgot to specify the DD name, `IROUTPUT`.

**User Response:** Define the DD name, `IROUTPUT`, or use the option, `outputdataset`.

---

**BBOU0199E** UNABLE TO SCHEDULE WORK, WLM APPLICATION ENVIRONMENT *string* HAS STOPPED.

**Explanation:** An attempt was made to schedule work using the WLM application environment specified, however the application environment was stopped.

**User Response:** Determine why the application environment has stopped and if the problem which stopped it has been resolved. Restart it using the `V WLM` command.

---

**BBOU0200E** APPLICATION *string* HAD A DATA OBJECT ERROR, RETURN CODE *dstring* MINOR CODE *hstring*. THE FOLLOWING MAY BE THE APPLICATION CLASS NAME, METHOD NAME, OR BOTH: *string*. THE FOLLOWING IS ADDITIONAL DIAGNOSTIC INFORMATION IF PRESENT: *string*.

**Explanation:** This message is issued for all application data object failures. The message will identify the application that failed and other diagnostic information

**User Response:** Contact the provider of the application identified in the message if you are unable to determine the cause of the error from the diagnostic information provided. WebSphere for z/OS applications will prefix the application name with WebSphere. Contact the IBM Support Center for errors in these applications if you are unable to determine the cause of the error from the supplied diagnostic information.

---

**BBOU0201E** LDAP API call *string* failed. Function returned *dstring*.

**Explanation:** The specified LDAP API call failed. The function returned the value displayed. See the LDAP API documentation for a description of the function return values.

**User Response:** Make sure that LDAP is configured correctly and that the LDAP DLLs are either loaded into the LPA, or are addressed via the `STEPLIB` statement in the WebSphere for z/OS server procs. See OS/390 Security Server LDAP Server Adm & Usage. If the problem persists, contact the IBM Support Center.

---

**BBOU0202E** DCE/SAF initialization failed for user *string*, because RACF is not installed. API: *string*. SAF code = *dstring*, RACF ret code = *dstring*, RACF rsn code = *dstring*.

**Explanation:** During initialization, WebSphere was unable to extract the DCE information from the DCE segment of the user profile because RACF is not installed.

**User Response:** RACF must be installed before WebSphere can use DCE security. Install RACF and define DCE

segments for those users that will be using DCE security. The SAF and RACF codes are documented in the OS/390 Security Server Callable Services book.

---

**BBOU0203E** DCE/SAF initialization failed for user *string*, because there is no DCE segment defined in the RACF user profile. API: *string*. SAF code = *dstring*, RACF ret code = *dstring*, RACF rscode = *dstring*.

**Explanation:** During initialization, WebSphere was unable to extract the DCE information from the DCE segment of the user profile because the user does not have a DCE segment.

**User Response:** Define the fields in the DCE segment for the user and try the operation again. The SAF and RACF codes are documented in the OS/390 Security Server Callable Services book.

---

**BBOU0204E** DCE/SAF initialization failed for user *string*, because of an internal error. API: *string*. SAF code = *dstring*, RACF ret code = *dstring*, RACF rscode = *dstring*. The API required a buffer of size *dstring*, and was supplied a buffer of size *dstring*.

**Explanation:** During initialization, WebSphere was unable to extract the DCE information from the DCE segment of the user profile.

**User Response:** The output buffer supplied to the IRRDSI00 API should always be big enough to hold the largest possible reply. Report the problem to your next level of support or the IBM Support Center. The SAF and RACF codes are documented in the OS/390 Security Server Callable Services book.

---

**BBOU0205E** DCE/SAF initialization failed for user *string*, because of an internal error. The returned data length was invalid.

**Explanation:** During initialization, WebSphere was unable to login to DCE due to an internal error.

**User Response:** The output buffer supplied to the IRRDSI00 API should always be big enough to hold the largest possible reply. Report the problem to your next level of support or the IBM Support Center.

---

**BBOU0206E** DCE/SAF initialization failed for user *string*, because of an internal error. The number of fields returned was invalid. API: *string*, returned *dstring* parameter(s) when asked for *dstring*.

**Explanation:** During initialization, WebSphere was unable to login to DCE due to an internal error.

**User Response:** Report the problem to your next level of support or the IBM Support Center.

---

**BBOU0207E** DCE/SAF initialization failed for user *string*, because of an internal error. API: *string*, did not return the requested DCE segment field name.

**Explanation:** During initialization, WebSphere was unable to login to DCE due to an internal error.

**User Response:** Report the problem to your next level of support or the IBM Support Center.

---

**BBOU0208E** DCE/SAF initialization failed for user *string*, because there is no DCE principal defined in the DCE segment of the RACF user profile.

**Explanation:** During initialization, WebSphere was unable to extract the DCE principal name from the DCE segment of the user profile because this field was not defined.

**User Response:** Define the principal name in the user profile DCE segment and try the operation again. The SAF and RACF codes are documented in the OS/390 Security Server Callable Services book.

---

**BBOU0209E** DCE/SAF initialization failed for the DCE principal *string*, that is associated with OS/390 userid *string*, because the DCE principal does not exist in the DCE registry. API: *string*. DCE Status *hstring string*

**Explanation:** During initialization, WebSphere was unable to TUC log the principal into DCE because it does not exist in the DCE registry. The principal name used was obtained from the DCE segment of the RACF user profile associated with the OS/390 userid.

**User Response:** Ensure that the correct DCE principal is entered in the DCE segment of the OS/390 userid. If the DCENAME entry in the DCE segment is not correct, update the the RACF database with the correct DCE principal.

## Messages — General (BBOJxxxx, BBOUxxxx, WRASxxxx)

If the DCE principal in the RACF DCE segment is correct, the DCE registry must be updated to include this principal. Make the necessary updates and try the operation again. The DCE status codes are documented in the OS/390 DCE Messages and Codes book.

---

**BBOU0210E DCE/SAF initialization failed for the DCE principal *string*, because the security client run time can not communicate with the DCE registry server. API: *string*. DCE Status *hstring string***

**Explanation:** During initialization, WebSphere was unable to log the principal into DCE because the DCE registry server could not be contacted.

**User Response:** The most likely reason why the DCE registry server could not be contacted is that the DCE registry server is not active on the OS/390 image where the WebSphere program is running. It is a requirement that a DCE security registry replica be active on the OS/390 image where a WebSphere program is run. WebSphere programs can not communicate with remote DCE security replicas. Ensure that a DCE security registry replica is running on the image, and try the operation again. The DCE status codes are documented in the OS/390 DCE Messages and Codes book.

---

**BBOU0211E DCE/SAF initialization failed for the DCE principal *string*, because a memory allocation attempt failed. API: *string*. DCE Status *hstring string***

**Explanation:** During initialization, WebSphere was unable to log the principal into DCE because a memory allocation attempt failed.

**User Response:** Increase the memory available to the program and try the operation again. The DCE status codes are documented in the OS/390 DCE Messages and Codes book.

---

**BBOU0212E DCE/SAF initialization failed for the DCE principal *string*, because one of the API parameters is not valid. API: *string*. DCE Status *hstring string***

**Explanation:** During initialization, WebSphere was unable to log the principal into DCE because one of the API parameters is not valid.

**User Response:** In most cases there is a problem with the length of the DCE principal name that is being used. Ensure that the principal name passed to the API is valid and try the operation again. The DCE status codes are documented in the OS/390 DCE Messages and Codes book. If the problem persists report it to your next level of support or the IBM Support Center.

---

**BBOU0213E DCE/SAF initialization failed for the DCE principal *string*, because the following DCE API failed. API: *string*. DCE Status *hstring string***

**Explanation:** During initialization, WebSphere was unable to log the principal into DCE because a call to a DCE API failed. The API and the DCE status code returned are listed in the message.

**User Response:** Refer to the OS/390 DCE Messages and Codes book for a description of the status code returned, and perform the appropriate actions. Try the operation again. If the problem persists report it to your next level of support or to the IBM Support Center.

---

**BBOU0214E DCE/SAF initialization failed for the DCE principal *string*, because the following DCE GSS API failed. API: *string*. GSS major status *hstring*, GSS minor Status *hstring string***

**Explanation:** During initialization, WebSphere was unable to create a GSSAPI credential from a DCE login context.

**User Response:** Refer to the OS/390 DCE Messages and Codes book for a description of the status codes returned, and perform the appropriate actions. Try the operation again.

---

**BBOU0215I DURING DCE/SAF INITIALIZATION THE PASSWORD FOR THE PRINCIPAL *string*, FOUND IN THE KEY TABLE FILE *string* EXPIRED.**

**Explanation:** The password used to log the DCE principal into DCE has expired.

**User Response:** DCE password expiration does not prevent a principal from logging into DCE. This is an informational message to indicate that it is time to change the password for this principal. The key table file from



which the password was obtained is included in the message so that it can be updated with the new password when it is changed in the DCE registry.

---

**BBOU0216E** DCE/SAF initialization failed for the DCE principal *string*, because the password obtained from the key table *string* is not valid. API: *string*. DCE Status *hstring string*

**Explanation:** During initialization, WebSphere was unable to log the principal into DCE because the password that was obtained from the key table file was not valid.

**User Response:** Ensure that the password that is in the key table file for this principal is correct. Updates to DCE key table files can be made using the `dcecp` or `rgy_edit` commands. Once the password contained in the key table file is coordinated with the DCE registry, try the operation again. The DCE status codes are documented in the OS/390 DCE Messages and Codes book. If the problem persists report it to your next level of support or the IBM Support Center.

---

**BBOU0217E** DCE/SAF initialization failed for the DCE principal *string*, because its DCE account is invalid or has expired. API: *string*. DCE Status *hstring string*

**Explanation:** During initialization, WebSphere was unable to log the principal into DCE because its DCE account is invalid or expired.

**User Response:** Ensure that the account that is associated with this principal is valid and has not expired. This can be done using the DCE, `dcecp` or `rgy_edit` commands. Once the account has been validated, try the operation again. The DCE status codes are documented in the OS/390 DCE Messages and Codes book. If the problem persists report it to your next level of support or the IBM Support Center.

---

**BBOU0218E** DCE/SAF initialization failed for the DCE principal *string*, because the key table *string* was not found. API: *string*. DCE Status *hstring string*

**Explanation:** During initialization, WebSphere was unable to log the principal into DCE because the key table that was to be used to obtain the DCE password was not found.

**User Response:** The key table file that was to be used to obtain the password for the principal does not exist. The most likely reasons for this are: 1. The key table file name is correct but it was never created. If this is the case, use the DCE commands `dcecp` or `rgy_edit` to create and place the principal's password into the key table file. 2. The key table file name is not correct. If this is the case, correct the file name in the WebSphere configuration file. Once the corrective action has been taken, try the operation again. The DCE status codes are documented in the OS/390 DCE Messages and Codes book. If the problem persists, report it to your next level of support or the IBM Support Center.

---

**BBOU0219E** DCE/SAF initialization failed for the DCE principal *string*, because its password was not found in the key table *string*. API: *string*. DCE Status *hstring string*

**Explanation:** During initialization, WebSphere was unable to log the principal into DCE because the password for this principal was not found in the key table file.

**User Response:** The most likely reasons for this are: 1. The key table file name is correct but the password for this principal was not placed into the file. If this is the case, use the DCE commands `dcecp` or `rgy_edit` to place the password into the key table file. 2. The key table file name is not correct. If this is the case, correct the file name in the WebSphere configuration file. Once the corrective action has been taken try the operation again. The DCE status codes are documented in the OS/390 DCE Messages and Codes book. If the problem persists, report it to your next level of support or the IBM Support Center.

---

**BBOU0220E** DCE/SAF initialization failed for the DCE principal *string*, that is associated with RACF user ID *string* because it does not have read authority to the key table *string*. API: *string*. DCE Status *hstring string*

**Explanation:** During initialization, WebSphere was unable to log the principal into DCE because the RACF user ID does not have the authority to read the key table file.

**User Response:** The most likely reasons for this are: 1. The key table file name is correct but the RACF user ID does not have read permission to the file. If this is the case, use the appropriate UNIX System Service commands to grant the RACF user ID read authority to the key table file. 2. The key table file name is not correct. If this is the case, correct the file name in the CB configuration file. Once the corrective action has been taken try the operation again.

## Messages — General (BBOJxxxx, BBOUxxxx, WRASxxxx)

The DCE status codes are documented in the OS/390 DCE Messages and Codes book. If the problem persists, report it to your next level of support or the IBM Support Center.

---

**BBOU0221E** DCE/SAF initialization failed for the DCE principal *string*, because the DCE principal name could not be converted into a GSS name. API: *string*. GSS major status *string* GSS minor status *hstring string*

**Explanation:** During initialization, WebSphere was unable to log the principal into DCE because the DCE principal name could not be converted into a GSS name.

**User Response:** This is an internal error and should be reported to your next level of support or the IBM Support Center.

---

**BBOU0222E** DCE/SAF initialization failed for the DCE principal *string*, because the DCE principal name could not be converted into a GSS name. API: *string*. GSS major status *string* Name type *string* Name type value *hstring*.

**Explanation:** During initialization, WebSphere was unable to log the principal into DCE because the DCE principal name could not be converted into a GSS name.

**User Response:** This is an internal error and should be reported to your next level of support or the IBM Support Center.

---

**BBOU0223E** DCE/SAF initialization failed for the DCE principal *string*, because the DCE principal name could not be converted into a GSS name. API: *string*. GSS major status *hstring* GSS minor status *hstring string*

**Explanation:** During initialization, WebSphere was unable to log the principal into DCE because the DCE principal name could not be converted into a GSS name.

**User Response:** This is an internal error and should be reported to your next level of support or the IBM Support Center.

---

**BBOU0224E** DCE/SAF initialization failed for the DCE principal *string*, because the principal was unable to register the context acceptor's identity with the GSS runtime. API: *string*. GSS major status *hstring* GSS minor status *hstring string*

**Explanation:** During initialization, a call to the GSS API `gssdce_register_acceptor_identity` failed. The GSS major status indicates if the failure was at the GSS API level, and the minor status indicates errors on the DCE level.

**User Response:** This is an internal error and should be reported to your next level of support or the IBM Support Center.

---

**BBOU0225I** While determining how long to wait before refreshing the DCE login context the API *string* failed. The default interval of one hour will be used.

**Explanation:** While attempting to determine how long to wait before refreshing the DCE security context, a call to the API displayed in the message failed. The program continues and will wait one hour before attempting to refresh the DCE context.

**User Response:** This is an internal error and should be reported to your next level of support or the IBM Support Center.

---

**BBOU0226E** Unable to refresh the DCE security context because it could not be determined how long before they expire. API: *string*. DCE Status *hstring string*

**Explanation:** While a WebSphere control region is running, a thread is active that attempts to refresh the DCE security context before it expires. This error causes the thread to end and the DCE context will no longer be refreshed. When the context expires, DCE security services will no longer be available to the control region. The DCE API that failed, and the status it returned are included in the message.

**User Response:** Refer to the OS/390 DCE Messages and Codes book for a description of the status code returned,



and perform the appropriate corrective actions. The control region will have to be stopped and restarted to obtain a new DCE login context.

---

**BBOU0227E Unable to refresh the DCE security context because the password obtained from the key table *string* is not valid. API: *string*. DCE Status *hstring string***

**Explanation:** While a WebSphere control region is running, a thread is active that attempts to refresh the DCE security context before it expires. During this process, an invalid password (noted in the message), was obtained from the key table file. If this problem persists, the thread that attempts to refresh the DCE context will end and the DCE context will no longer be refreshed. When the context expires, DCE security services will no longer be available to the control region.

**User Response:** Ensure that the password that is placed in the key table file is correct. Updates to DCE key table files can be made using the `dcecp` or `rgy_edit` commands. Once the password contained in the key table file is coordinated with the DCE registry, try the operation again. The DCE status codes are documented in the OS/390 DCE Messages and Codes book. If the problem persists, report it to your next level of support or the IBM Support Center.

---

**BBOU0228E Unable to refresh the DCE security context because the DCE account being used is invalid or has expired. API: *string*. DCE Status *hstring string***

**Explanation:** While a WebSphere control region is running, a thread is active that attempts to refresh the DCE security context before it expires. During this process, the DCE account being used is invalid or has expired. If this problem persists, the thread that attempts to refresh the DCE context will end and the DCE context will no longer be refreshed. When the context expires, DCE security services will no longer be available to the control region.

**User Response:** Ensure that the account that is associated with this principal is valid and has not expired. This can be done using the DCE, `dcecp` or `rgy_edit` commands. Once the account has been validated, try the operation again. The DCE status codes are documented in the OS/390 DCE Messages and Codes book. If the problem persists, report it to your next level of support or the IBM Support Center.

---

**BBOU0229E Unable to refresh the DCE security context because a memory allocation attempt failed. API: *string*. DCE Status *hstring string***

**Explanation:** While a WebSphere control region is running, a thread is active that attempts to refresh the DCE security context before it expires. During this process, there was a failure in memory allocation. If this problem persists, the thread that attempts to refresh the DCE context will end and the DCE context will no longer be refreshed. When the context expires, DCE security services will no longer be available to the control region.

**User Response:** Increase the memory available to the program and try the operation again. The DCE status codes are documented in the OS/390 DCE Messages and Codes book.

---

**BBOU0230E Unable to refresh the DCE security context because the password was not found in the key table *string*. API: *string*. DCE Status *hstring string***

**Explanation:** While a WebSphere control region is running, a thread is active that attempts to refresh the DCE security context before it expires. During this process, the context could not be refreshed because there was no password found in the key table noted in the message. If this problem persists, the thread that attempts to refresh the DCE context will end and the DCE context will no longer be refreshed. When the context expires, DCE security services will no longer be available to the control region.

**User Response:** The most likely reasons for this are: 1. The key table file name is correct but the password for this principal was not placed into the file. If this is the case, use the DCE commands `dcecp` or `rgy_edit` to place the password into the key table file. 2. The key table file name is not correct. If this is the case correct the file name in the WebSphere configuration file. Once the corrective action has been taken, try the operation again. The DCE status codes are documented in the OS/390 DCE Messages and Codes book. If the problem persists, report it to your next level of support or the IBM Support Center.

## Messages — General (BBOJxxxx, BBOUxxxx, WRASxxxx)

---

**BBOU0231E Unable to refresh the DCE security context because the following DCE API failed. API: *string*. DCE Status *hstring string***

**Explanation:** While a WebSphere control region is running, a thread is active that attempts to refresh the DCE security context before it expires. During this process, the context could not be refreshed because the call to the DCE API noted in the message failed. If this problem persists, the thread that attempts to refresh the DCE context will end and the DCE context will no longer be refreshed. When the context expires, DCE security services will no longer be available to the control region.

**User Response:** Refer to the OS/390 DCE Messages and Codes book for a description of the status code returned, and perform the appropriate actions. Try the operation again. If the problem persists, report it to your next level of support or to the IBM Support Center.

---

**BBOU0232E Unable to refresh the DCE security context because the process does not have read authority to the key table *string*. API: *string*. DCE Status *hstring string***

**Explanation:** While a WebSphere control region is running, a thread is active that attempts to refresh the DCE security context before it expires. The context could not be refreshed because the process does not have read access to the key table noted in the message. If this problem persists, the thread that attempts to refresh the DCE context will end and the DCE context will no longer be refreshed. When the context expires, DCE security services will no longer be available to the control region.

**User Response:** The most likely reasons for this are: 1. The key table file name is correct but the RACF user ID associated with the process does not have read permission to the file. If this is the case, use the appropriate UNIX System Service commands to grant the RACF user ID read authority to the key table file. 2. The key table file name is not correct. If this is the case, correct the file name in the WebSphere configuration file. After taking corrective action, try the operation again. The DCE status codes are documented in the OS/390 DCE Messages and Codes book. If the problem persists, report it to your next level of support or the IBM Support Center.

---

**BBOU0233E Unable to refresh the DCE security context because the key table *string* was not found. API: *string*. DCE Status *hstring string***

**Explanation:** While a WebSphere control region is running, a thread is active that attempts to refresh the DCE security context before it expires. The context could not be refreshed because the key table that was to be used to obtain the DCE password was not found. If this problem persists, the thread that attempts to refresh the DCE context will end and the DCE context will no longer be refreshed. When the context expires, DCE security services will no longer be available to the control region.

**User Response:** The key table file that was to be used to obtain the password for the principal does not exist. The most likely reasons for this are: 1. The key table file name is correct but it has been removed. If this is the case, use the DCE commands `dcecp` or `rgy_edit` to create and place the principal's password into the key table file. 2. The key table file name is not correct. If this is the case, correct the file name in the WebSphere configuration file. Once the corrective action has been taken, try the operation again. The DCE status codes are documented in the OS/390 DCE Messages and Codes book. If the problem persists, report it to your next level of support or the IBM Support Center.

---

**BBOU0234E Unable to refresh the DCE security context because the process can not communicate with the DCE registry server. API: *string*. DCE Status *hstring string***

**Explanation:** While a WebSphere control region is running, a thread is active that attempts to refresh the DCE security context before it expires. The context could not be refreshed because the DCE registry server could not be contacted. If this problem persists, the thread that attempts to refresh the DCE context will end and the DCE context will no longer be refreshed. When the context expires, DCE security services will no longer be available to the control region.

**User Response:** The most likely reason why the DCE registry server could not be contacted is that the DCE registry server is not active on the OS/390 image where the WebSphere program is running. It is a requirement that a DCE security registry replica be active on the OS/390 image where a WebSphere program is run. WebSphere for z/OS can not communicate with remote DCE security replicas. Ensure that a DCE security registry replica is running on the image, and try the operation again. The DCE status codes are documented in the OS/390 DCE Messages and Codes book.

---

---

**BBOU0235E Unable to refresh the DCE security context because the DCE principal associated with the login context does not exist.** API: *string*. DCE Status *hstring string*

**Explanation:** While a WebSphere control region is running, a thread is active that attempts to refresh the DCE security context before it expires. The context could not be refreshed because the DCE principal associated with the login context does not exist. If this problem persists, the thread that attempts to refresh the DCE context will end and the DCE context will no longer be refreshed. When the context expires, DCE security services will no longer be available to the control region.

**User Response:** The most likely reason why the DCE principal does not exist is that it has been removed from the DCE registry. Replace the principal in the DCE registry and restart the WebSphere control region. The DCE status codes are documented in the OS/390 DCE Messages and Codes book.

---

**BBOU0236E UNABLE TO REFRESH THE DCE SECURITY CONTEXT. THE THREAD THAT REFRESHES THE DCE CONTEXT IS ENDING.**

**Explanation:** While a WebSphere control region is running, a thread is active that attempts to refresh the DCE security context before it expires. The context could not be refreshed and the thread responsible for refreshing the context has ended. When the context expires, DCE security services will no longer be available to the control region.

**User Response:** Look at the log for the reason(s) why the DCE context could not be refreshed. Take the appropriate actions and restart the WebSphere control region. The DCE status codes are documented in the OS/390 DCE Messages and Codes book. If the problem persists, report it to your next level of support or the IBM Support Center.

---

**BBOU0237E UNABLE TO START THE THREAD THAT REFRESHES THE DCE SECURITY CONTEXT. API:** *string*. **ERRNO** *dstring string*

**Explanation:** While a WebSphere control region is running, a thread is active that attempts to refresh the DCE security context before it expires. This thread could not be started. When the context expires, DCE security services will no longer be available to the control region.

**User Response:** The errno returned in the message is from the API pthread\_create. Based on the errno, take the appropriate actions and restart the WebSphere control region. If the problem persists, report it to your next level of support or the IBM Support Center.

---

**BBOU0238E DCE/SAF INITIALIZATION FAILED.**

**Explanation:** During initialization, WebSphere was unable to complete the DCE security process. This includes finding the DCE principal to use from its RACF DCE segment, determining the DCE key table to use, logging into DCE, and registering the DCE identity with GSS API.

**User Response:** Examine the log for the reason(s) that the DCE initialization failed, and take the appropriate action. Try the operation again. If the problem persists, report it to your next level of support or the IBM Support Center.

---

**BBOU0239E DCE/SAF INITIALIZATION FAILED BECAUSE THE LENGTH OF THE DCE KEY TABLE FILE NAME *string*, EXCEEDED THE MAXIMUM SIZE ALLOWED.**

**Explanation:** During initialization, WebSphere was unable to complete the DCE security process. The length of the DCE key table name exceeded the maximum allowed.

**User Response:** Examine the message for the name of the key table that caused the error. The maximum length that WebSphere will accept for this file name is one thousand characters. Create a new key table file for this server with a name that fits into this restriction and try the operation again.

---

**BBOU0240I UNABLE TO DETERMINE WHETHER TO INITIALIZE DCE/SAF SECURITY.**

**Explanation:** During initialization, WebSphere was unable to determine if DCE security was requested. The program continues to run as if DCE security was not requested.

**User Response:** There are no security protocols configured. Configure for security if needed.

---

## Messages — General (BBOJxxxx, BBOUxxxx, WRASxxxx)

---

**BBOU0241E** DCE/SAF initialization failed for the DCE principal *string*, because the principal was unable to acquire a GSSAPI credential. API: *string*. GSS major status *hstring* GSS minor status *hstring string*

**Explanation:** During initialization, a call to the GSS API `gss_acquire_cred` failed. The GSS major status indicates a failure at the DCE level. Examine the error status. It indicates errors originating from DCE. The DCE and GSSAPI status codes are documented in the OS/390 DCE Messages and Codes book.

**User Response:** Take the appropriate corrective action. based on the DCE error. Try the operation again. If the problem persists, report it to your next level of support or the IBM Support Center.

---

**BBOU0242E** DCE/SAF initialization failed for the DCE principal *string*, because the principal was unable to acquire a GSSAPI credential. API: *string*. GSS major status *hstring*.

**Explanation:** During initialization, a call to the GSS API `gss_acquire_cred` failed. The GSS major status indicates a failure at the GSSAPI level. The GSSAPI status codes are documented in the OS/390 DCE Messages and Codes book.

**User Response:** Take the appropriate corrective action based on the GSSAPI error. Try the operation again. If the problem persists, report it to your next level of support or the IBM Support Center.

---

**BBOU0243E** IMPLEMENTATION OF CLASS *string* EITHER CAUSED OR RAISED EXCEPTION *string* DURING INVOCATION OF METHOD *string*.

**Explanation:** During invocation of an application providers class implementation, WebSphere for z/OS Instance Manager, received an error.

**User Response:** Contact the provider of the class indicated in the message to assist with problem determination. The application provider could be IBM, the customer, or other vendors of WebSphere for z/OS applications.

---

**BBOU0244E** Daemon `asynchio` routine failed with `RV=dstring`, `RC=dstring`, `RSN=hstring`, [*string*].

**Explanation:** WebSphere for z/OS daemon processing detected an error during `asynchio` processing. `Asynchio` processing failed with a decimal return value indicated by `RV`, a decimal return code indicated by `RC`, and a hexadecimal reason code indicated by `REASON`.

**User Response:** See the OS/390 C++ Run-Time Library Reference or the OS/390 OpenEdition Messages and Codes for descriptions of the returned value and codes. Correct the error. If the problem persists, contact your next level of support or the IBM Support Center.

---

**BBOU0245I** CURRENT CB SERVICE LEVEL IS *string*.

**Explanation:** Shows the current WebSphere service level. This is an IBM Internal value (not a ptf number) that might be requested when you contact IBM service.

**User Response:** None.

---

**BBOU0246I** CB SERIES SERVER REGION *string* HAS BEEN RECYCLED.

**Explanation:** The server region identified has been stopped and another server region of the same type will be started. This allowed the system to reclaim resources that might have been leaked. How frequently the server region is recycled (if at all) is controlled by the system administrator.

**User Response:** None. Active transactions are completed before the space is recycled. The programmer should not see the results of this administrative action.

---

**BBOU0247E** CB SERIES SERVER REGION *string* CAN NOT BE RECYCLED.

**Explanation:** The server region has attempted to recycle itself to reclaim storage. It has attempted to call WLM to perform the recycle function but received a return code that indicates that the function can not be done.

**User Response:** None.

---

---

**BBOU0248E Internal failure, REASON=*hstring*, RC=*dstring*, EXTENDED REASON=*hstring*.**

**Explanation:** WebSphere for z/OS failed with an internal error.

**User Response:** See the WebSphere for z/OS Error Codes section of this book for a description of this error. If not documented in this section, report the error to your next level of support or the IBM Support Center.

---

**BBOU0249W IRREGULARITIES WERE DETECTED DURING THE NAMESPACE CONFIGURATION. HOWEVER, THE NAMESPACE CONFIGURATION HAS BEEN COMMITTED.**

**Explanation:** The basic steps of the Naming Federation/ LifeCycle Bootstrap application were performed successfully. However, some minor configuration steps failed. Sample failures that are tolerated are, for example: 1. A context to be created already exists. 2. A user-specified (context) name is invalid.

**User Response:** Details about what configuration steps failed can be found in the job output. Correct the application input if necessary (e.g. if an invalid name was specified) and rerun the bootstrap application.

---

**BBOU0250W The NameSpace configuration has encountered an unexpected problem.**

**Explanation:** An unexpected problem has developed. NameSpace configuration will be continued since this wasn't an unrecoverable error.

**User Response:** Contact the IBM Support Center.

---

**BBOU0251E The NameSpace configuration program cannot initialize ORB.**

**Explanation:** WebSphere for z/OS ORB initialization failed. The configuration program terminates.

**User Response:** Verify that the WebSphere for z/OS servers are active. Otherwise, contact the IBM Support Center.

---

**BBOU0252E Unable to find Naming/LifeCycle homes.**

**Explanation:** The configuration program terminates since there was a WebSphere internal error while accessing Naming LifeCycle homes.

**User Response:** Contact the IBM Support Center.

---

**BBOU0253E The default *string string* could not be created or could not be bound into the namespace.**

**Explanation:** The Naming Federation/LifeCycle Boot application was not able to successfully create and bind the default host, workgroup, or cell LifeCycle object into the LifeCycle Repository.

**User Response:** Contact the IBM Support Center.

---

**BBOU0254E Unable to register / bind *string* home for host *string*.**

**Explanation:** The given home couldn't be registered for the specified host. The configuration program terminates.

**User Response:** If the registration didn't fail due to an invalid host name, correct this error and rerun the configuration program. Otherwise, contact the IBM Support Center.

---

**BBOU0255I The *string* home for host *string* has been successfully created and bound into the namespace.**

**Explanation:** The given home was registered successfully for the specified host.

**User Response:** None.

---

**BBOU0333W Inconsistent configuration file input. *string* specified, *string* missing.**

**Explanation:** The config file used by the Naming Federation/ LifeCycle boot application contains inconsistent statements. These statements are ignored and the processing continues.

**User Response:** The config file syntax is described in the WebSphere for z/OS Installation and Customization Guide. Correct the inconsistency and rerun the boot program, if necessary.



## Messages — General (BBOJxxxx, BBOUxxxx, WRASxxxx)

---

**BBOU0334I** DCE/SAF mutual authentication failed with major status *hstring*, and minor status *hstring*.

**Explanation:** There was a failure to complete the DCE mutual authentication process. The client request will continue but will fail later with a no permission exception.

**User Response:** Examine the logs for the reason(s) that the DCE mutual authentication failed, and take the appropriate action. Try the operation again. If the problem persists, report it to your next level of support or the IBM Support Center.

---

**BBOU0335E** DCE/SAF The server control region could not convert the DCE principal *string*, into its corresponding OS/390 identity because RACF is not installed or is not active. API: *string*. SAF code = *dstring*, RACF ret code = *dstring*, RACF rsn code = *dstring*.

**Explanation:** A WebSphere server control region was unable to extract the DCE information from the R\_dceruid service because RACF is not installed or is not active.

**User Response:** RACF must be installed and operational before CB can use DCE security. Ensure that RACF is installed and operational, then try the operation again. The SAF and RACF codes are documented in the OS/390 Security Server Callable Services book.

---

**BBOU0336E** DCE/SAF The server control region could not convert the DCE principal *string*, with DCE principal and cell UUIDs of *string*, and *string*, into its corresponding OS/390 identity because no mapping to a RACF user ID exists for these UUIDs. API: *string*. SAF code = *dstring*, RACF ret code = *dstring*, RACF rsn code = *dstring*.

**Explanation:** A WebSphere server control region was unable to extract the OS/390 identity associated with the DCE UUIDs because no mapping to a RACF user ID exists for these UUIDs.

**User Response:** In order for a WebSphere server control region to assume the identity of a client who is using DCE security, there must be an entry in the RACF R\_dceruid service that maps the DCE principal's cell and principal UUIDs to an OS/390 identity. Create this mapping and try the operation again. The SAF and RACF codes are documented in the OS/390 Security Server Callable Services book.

---

**BBOU0337E** DCE/SAF The server control region could not convert the DCE principal *string*, into its corresponding OS/390 identity because it is not authorized to use this RACF conversion service. API: *string*. SAF code = *dstring*, RACF ret code = *dstring*, RACF rsn code = *dstring*.

**Explanation:** A WebSphere server control region was unable to extract the OS/390 identity associated with the DCE principal because this control region is not RACF authorized to use the R\_dceruid service.

**User Response:** Give the control region the RACF authority to use the R\_dceruid service and try the operation again. The SAF and RACF codes are documented in the OS/390 Security Server Callable Services book.

---

**BBOU0338E** DCE/SAF The server control region could not convert the DCE principal *string*, into its corresponding OS/390 identity because the RACF DCEUUIDS class is not active. API: *string*. SAF code = *dstring*, RACF ret code = *dstring*, RACF rsn code = *dstring*.

**Explanation:** A WebSphere server control region was unable to extract the OS/390 identity associated with the DCE principal because the RACF DCEUUIDS class is not active.

**User Response:** Activate the RACF class DCEUUIDS and try the operation again. The SAF and RACF codes are documented in the OS/390 Security Server Callable Services book.

---

**BBOU0339E** DCE/SAF The server control region could not convert the DCE principal *string*, into its corresponding OS/390 identity because the parameters passed into the API were not correct. API: *string*. SAF code = *dstring*, RACF ret code = *dstring*, RACF rsn code = *dstring*.

**Explanation:** A WebSphere server control region was unable to extract the OS/390 identity associated with the DCE principal because the parameters pass into the IRRSDI00 API were not correct.

**User Response:** This is an internal programming error and should be reported to your next level of support or the IBM Support Center. The SAF and RACF codes are documented in the OS/390 Security Server Callable Services book.

---

**BBOU0340E** DCE/SAF The server control region could not convert the DCE principal *string*, into its corresponding OS/390 identity. API: *string*. SAF code = *dstring*, RACF ret code = *dstring*, RACF rsn code = *dstring*.

**Explanation:** A WebSphere server control region was unable to extract the OS/390 identity associated with the DCE principal.

**User Response:** Take appropriate actions based on the return codes reported in the message and try the operation again. If the problem persists, report it to your next level of support or the IBM Support Center. The SAF and RACF codes are documented in the OS/390 Security Server Callable Services book.

---

**BBOU0341W** The *string* value of *string* from the environment file has an invalid character at position *dstring*. Error logging will be directed to CERR.

**Explanation:** The LOGSTREAM value in the environment file has the following restrictions: 1. A logstream name is made up of 1 or more qualifiers separated by periods, up to the maximum of 26 characters 2. Each qualifier can contain up to 8 numeric, alphabetic, or national (, or haracaters. 3. The first character of each qualier must be an alphabetic or national character. 4. Each qualifier must be separated by periods which you must count as characters.

**User Response:** Value is ignored. If you wish to use the value, fix it in the environment file and restart the WebSphere daemon address space.

---

**BBOU0342W** The logstream name in the Systems Management configuration does not match the value of the LOGSTREAMNAME environment variable. The Systems Management configuration value, *string*, is being used.

**Explanation:** The logstream name is retrieved from the Systems Management configuration if it is available. This message is issued to notify the user that changing the LOGSTREAMNAME environment variable will not affect where the output is written. Use the Systems Management Administration tool to modify the logstream being used. Remaining characters must be alphanumeric

**User Response:** None.

---

**BBOU0343E** System Logger service *string* for stream *string* returned with failure - RC=*hstring*, RSN=*hstring*. Error logging will be directed to CERR.

**Explanation:** During the invocation of the specified system logger service, an error was encountered. The error is indicated by the hexadecimal return code and reason code.

**User Response:** Consult the function indicated in OS/390 MVS Programming: Assembler Services Reference, OS/390 MVS Programming: Authorized Assembler Services Reference, or other appropriate OS/390 reference book for a description of this error. Correct the problem. If the problem persists, contact your next level of support or the IBM Support Center.

---

**BBOU0344E** Input to program BBORBLOG specifies incorrect input parameter. A stream name must be supplied.

**Explanation:** The user did not specify a proper system logger stream name as the first parameter to the indicated program.

**User Response:** Rerun the program specifying the appropriate input.

---

**BBOU0345E** Input to program BBORBLOG specifies stream name of incorrect length. Length must be <=26 characters.

**Explanation:** The user did not specify a proper system logger stream name as the first parameter to the indicated program. Length must be less than or equal to 26 characters in length.

**User Response:** Rerun the program specifying the appropriate input.

---

## Messages — General (BBOJxxxx, BBOUxxxx, WRASxxxx)

---

**BBOU0346E** Input to program BBORBLOG specifies incorrect format option. Valid format options are 80 and NOFORMAT.

**Explanation:** The user did not specify a proper format option as the second parameter to the indicated program. Valid format option values are 80 and NOFORMAT.

**User Response:** Rerun the program specifying the appropriate input.

---

**BBOU0347E** Program BBORBLOG encountered an error opening file associated with DD:BBOLOG.

**Explanation:** Error occurred attempting to open the log stream browse file.

**User Response:** Verify that the data set exists and is valid.

---

**BBOU0348E** Program BBORBLOG encountered error during invocation of system logger service *string*. Service returned with - RC=*hstring*, RSN=*hstring*.

**Explanation:** During the invocation of the specified system logger service, an error was encountered. The error is indicated by the hexadecimal return code and reason code.

**User Response:** Consult the function indicated in OS/390 MVS Programming: Assembler Services Reference, OS/390 Programming: Authorized Assembler Services Reference, or other appropriate OS/390 reference book for a description of this error. Correct the problem. If the problem persists, contact your next level of support or the IBM Support Center.

---

**BBOU0349E** Program BBORBLOG encountered an error writing to file associated with DD:BBOLOG.

**Explanation:** Error occurred while writing to the log stream browse file.

**User Response:** Verify that the data set exists and is valid.

---

**BBOU0350E** Program BBORBLOG terminated due to errors. Browse file output may be truncated.

**Explanation:** Error occurred in program BBORBLOG while processing a log stream. Output contained in the generated browse file may be incomplete.

**User Response:** Correct the error reported by error message issued previous to this message and rerun the browser program. remove messages 351, 352, 353

---

**BBOU0354E** Connect failed to log stream *string*. Log stream BLKSIZE *dstring* is less than allowed minimum of 255.

**Explanation:** The log stream was not created with the required minimum BLKSIZE of 255. Error logging will be directed to CERR.

**User Response:** Have the installation redefine the log stream to conform to the IBM recommended range of 255 to 4096.

---

**BBOU0355E** Server alias *string* not found in the Implementation Repository.

**Explanation:** CORBA::ImplRepository::find\_impldef\_by\_alias was invoked to find a ImplementationDef for the input server alias but the server alias was not found in the implementation repository.

**User Response:** Ensure that the server is started before invoking CORBA::ImplRepository::find\_impldef\_by\_alias.

---

**BBOU0356E** implid *string* not found in the Implementation Repository.

**Explanation:** CORBA::ImplRepository::find\_impldef was invoked to find a ImplementationDef for the input implid but the implid was not found in the implementation repository.

**User Response:** Ensure that the server is started before invoking CORBA::ImplRepository::find\_impldef.

---



**BBOU0357W Environment variable DAEMON\_IPNAME not set.**

**Explanation:** The naming bootstrap configuration file contains a statement 'Host<n>=DAEMON\_IPNAME.', i.e. the value of environment variable DAEMON\_IPNAME is to be used as the name of Host<n> (<n>=1,2,3...). However, this environment variable isn't set.

**User Response:** Either make sure that the environment variable DAEMON\_IPNAME is set (see BBOENV file), or specify a fixed host name (i.e. 'Host<n>=<fixed host name>').

---

**BBOU0358E The fully-qualified binding or context name is too long.**

**Explanation:** LDAP currently imposes a length limitation on binding/naming context names. The maximum length of the internal LDAP representation must not exceed 1000 characters. The internal representation of the given name is too long.

**User Response:** Choose a shorter name, or reduce the nesting depth of naming contexts in your name space.

---

**BBOU0359E NATIVE SECURITY CONTEXT VERSION MISMATCH. CURRENTLY *dstring.dstring*, PASSED *dstring.dstring***

**Explanation:** The native security context version level did not match the level that the executable was using.

**User Response:** Make sure that the client and server are running with the same level of security code. If the problem persists, report it to your next level of support or the IBM Support Center.

---

**BBOU0360E DCE is not available.**

**Explanation:** DCE is not available and is needed to satisfy the security requirements of a server.

**User Response:** Start DCE and process the request again.

---

**BBOU0361E A client has attempted to use a DCE protection level which is less than the minimum set for the server.**

**Explanation:** A client is attempting to initiate a DCE protected conversation with the server with a DCE quality of protection level that is less than that which has been set for this server by the system administrator. The server returns a no permission exception to the client and terminates the conversation.

**User Response:** The client can increase the quality of protection that it uses to initiate the DCE protected conversation, or the server can have its setting lowered to match the client's requested protection level. Servers will respect a client's requested DCE quality of protection level if it is equal to or greater than its quality of protection setting. The servers quality of protection level is controlled through the System Management User Interface. The client's quality of protection level is set through the System Management User Interface, or on OS/390 the environment variable CLIENT\_DCE\_QOP. There are three valid quality of protection levels, they are in ascending order, NO\_PROTECTION or AUTHENTICITY,

---

**BBOU0362E FUNCTION *string* FAILED WITH RC=*dstring*, RSN=*dstring*, RSN1=*hstring*, RSN2=*hstring*.**

**Explanation:** WebSphere for z/OS issued the indicated function and that function completed with a decimal return code indicated by RC, a decimal reason code indicated by RSN, and two hexadecimal sub reason codes indicated by RSN1 and RSN2.

**User Response:** Locate the return code and reason code in the messages and codes manual for the resource manager whose function reported the error. Using this information, correct the error. If the problem persists, contact your next level of support or the IBM Support Center.

---

**BBOU0363E The wrong number of values was passed to method *string*.**

**Explanation:** The wrong number of values was passed to the indicated method.

**User Response:** Refer to the programming guide for the function being called. Correct the parameter specification and re-execute the program. If the problem persists, contact your next level of support or the IBM Support Center.

---

## Messages — General (BBOJxxxx, BBOUxxxx, WRASxxxx)

---

**BBOU0364E** The *string*'s getConnectionObject() method was invoked before the admin object was fully initialized.

**Explanation:** The attributes that the admin object needs to create a connection object have not all been set.

**User Response:** Change the program to invoke the admin object's setter methods before invoking getConnectionObject() and then re-execute the program. If the problem persists, contact your next level of support or the IBM Support Center.

---

**BBOU0365E** The *string* method was invoked before the connection object was initialized.

**Explanation:** The connection object's initialize() method was not invoked before the call to getHelperObject() was made.

**User Response:** Change the program to invoke the connection object's initialize() method before invoking the getHelperObject() method and then re-execute the program. If the problem persists, contact your next level of support or the IBM Support Center.

---

**BBOU0366E** FUNCTION *string* FAILED WITH RC=*dstring*, RSN=*dstring* DUE TO IMS NOT AVAILABLE.

**Explanation:** The WebSphere for z/OS function mentioned invoked the IMS otma\_open() interface and the invocation failed because IMS was not installed or was not ready. IMS OTMA returned decimal return code RC and decimal reason code RSN.

**User Response:** Make sure IMS is installed and ready for use and then retry the program. If the problem persists, contact your next level of support or the IBM Support Center.

---

**BBOU0367E** CB SERIES DAEMON FAILED BECAUSE DAEMON IPNAME IS NOT SET.

**Explanation:** In order for the WebSphere for z/OS Daemon to start properly, the DAEMON\_IPNAME environment variable must be set.

**User Response:** Set the DAEMON\_IPNAME environment variable appropriately (probably to the TCP/IP host name for the system where you attempted to start the Daemon).

---

**BBOU0368E** CB SERIES DAEMON NOT FOUND BY SERVER *string*.

**Explanation:** WebSphere server address spaces can not start without an active WebSphere Daemon on the same system. The server which attempted to start was unable to locate a Daemon on this system and will terminate in error.

**User Response:** Start the WebSphere for z/OS Daemon on this system prior to starting other WebSphere for z/OS servers.

---

**BBOU0369E** CB SERIES SERVER SPECIFIC NAME, *string* IS TOO LONG.

**Explanation:** All WebSphere for z/OS servers must have a specific server name specified as an input parameter following the keyword '-ORBSrvname'. This name must be no longer than 8 characters. The specified name was greater than this length.

**User Response:** Specify the correct specific server name when starting the server. This name was specified when the server was defined to WebSphere Systems Management Administration.

---

**BBOU0370E** CB SERIES DAEMON FAILED TO INITIALIZE BECAUSE ANOTHER DAEMON WAS STARTING.

**Explanation:** An attempt was made to start a WebSphere for z/OS Daemon while another WebSphere for z/OS Daemon was also starting. Only one WebSphere for z/OS Daemon can be active on a system at one time. This Daemon terminates in error.

**User Response:** Do not attempt to start two WebSphere for z/OS Daemons on the same system at the same time.

---

---

**BBOU0371E** CB SERIES DAEMON FAILED TO INITIALIZE BECAUSE ANOTHER DAEMON WAS ACTIVE.

**Explanation:** An attempt was made to start a WebSphere for z/OS Daemon while another WebSphere for z/OS Daemon was active. Only one WebSphere for z/OS Daemon can be active on a system at one time. This Daemon terminates in error.

**User Response:** Do not attempt to start two WebSphere for z/OS Daemons on the same system at the same time.

---

**BBOU0372E** CB SERIES SYSTEMS MANAGEMENT FAILED TO INITIALIZE BECAUSE ANOTHER SYSTEMS MANAGEMENT SERVER WAS ST NOTE: Do not translate. **Explanation:** An attempt was made to start WebSphere for z/OS Systems Management while another Systems Management server was also starting on the same system. Only one WebSphere for z/OS Systems Management server can be active on a system at one time. This Systems Management Server terminates in error. **Programmer Response:** Do not attempt to start two WebSphere for z/OS Systems Management servers on the same system at the same time.

**Explanation:** An attempt was made to start WebSphere for z/OS Systems Management while another Systems Management server was also starting on the same system. Only one WebSphere for z/OS Systems Management server can be active on a system at one time. This Systems Management Server terminates in error.

**User Response:** Do not attempt to start two WebSphere for z/OS Systems Management servers on the same system at the same time.

---

**BBOU0373E** CB SERIES SYSTEMS MANAGEMENT FAILED TO INITIALIZE BECAUSE ANOTHER SYSTEMS MANAGEMENT SERVER WAS AC NOTE: Do not translate. **Explanation:** An attempt was made to start a WebSphere for z/OS Systems Management server while another Systems Management server was active. Only one WebSphere for z/OS Systems Management Server can be active on a system at a time. This server terminates in error. **Programmer Response:** Do not attempt to start two WebSphere for z/OS Systems Management servers on the same system at the same time.

**Explanation:** An attempt was made to start a WebSphere for z/OS Systems Management server while another Systems Management server was active. Only one WebSphere for z/OS Systems Management Server can be active on a system at a time. This server terminates in error.

**User Response:** Do not attempt to start two WebSphere for z/OS Systems Management servers on the same system at the same time.

---

**BBOU0374E** CB SERIES SYSTEMS MANAGEMENT SERVER NOT FOUND BY SERVER *string*.

**Explanation:** WebSphere server address spaces can not start without an active WebSphere for z/OS Systems Management Server on the same system. The server which attempted to start was unable to locate a Systems Management Server on this system and will terminate in error.

**User Response:** Start the WebSphere for z/OS Systems Management server on this system prior to starting other WebSphere servers.

---

**BBOU0375E** CB SERIES CONTROL REGION *string* FAILED TO INITIALIZE BECAUSE ANOTHER CONTROL REGION OF THE SAME NAME W NOTE: Do not translate. **Explanation:** An attempt was made to start a WebSphere for z/OS Control Region while another control region of the same specific server name was also starting. Only one Control Region of a given specific server name can be active at one time. **Programmer Response:** Do not attempt to start two Control Regions with the same specific server name at the same time.

**Explanation:** An attempt was made to start a WebSphere for z/OS Control Region while another control region of the same specific server name was also starting. Only one Control Region of a given specific server name can be active at one time.

**User Response:** Do not attempt to start two Control Regions with the same specific server name at the same time.

## Messages — General (BBOJxxxx, BBOUxxxx, WRASxxxx)

---

**BBOU0376E** CB SERIES CONTROL REGION *string* FAILED TO INITIALIZE BECAUSE ANOTHER CONTROL REGION OF THE SAME NAME W NOTE: Do not translate. Explanation: An attempt was made to start a WebSphere for z/OS Control Region while another control region of the same specific server name was active. Only one Control Region of a given specific server name can be active at one time. Programmer Response: Do not attempt to start two Control Regions with the same specific server name at the same time.

**Explanation:** An attempt was made to start a WebSphere for z/OS Control Region while another control region of the same specific server name was active. Only one Control Region of a given specific server name can be active at one time.

**User Response:** Do not attempt to start two Control Regions with the same specific server name at the same time.

---

**BBOU0377W** CB SERIES UNEXPECTED DELAY WAITING FOR START OF SERVER *string*.

**Explanation:** When WebSphere automatically starts another WebSphere server, it waits for the server to begin initializing before it continues. After the first timeout period (one minute in length) has elapsed, this message will be issued to indicate that a more than reasonable amount of time has passed waiting for this server to start. WebSphere will continue to wait and will issue a subsequent warning message after the second timeout has expired.

**User Response:** The system may be slow or there may be a problem which is preventing the indicated server from starting. You may be able to determine the problem and allow the server to start before the timeout expires.

---

**BBOU0378W** CB SERIES WAITING FOR START OF SERVER *string*, SECOND WARNING.

**Explanation:** When WebSphere automatically starts another WebSphere server, it waits for the server to begin initializing before it continues. After the second timeout period (an additional five minutes in length) has elapsed, this message will be issued to indicate that a more than reasonable amount of time has passed waiting for this server to start. WebSphere will continue to wait and will issue a subsequent error message after the third timeout has expired indicating that we have given up waiting for this server to start.

**User Response:** The system may be slow or there may be a problem which is preventing the indicated server from starting. You may be able to determine the problem and allow the server to start before the timeout expires.

---

**BBOU0379E** CB SERIES WAITING FOR START OF SERVER *string* HAS TIMED OUT.

**Explanation:** When WebSphere automatically starts another WebSphere server, it waits for the server to begin initializing before it continues. After the three timeouts (a total of ten minutes in length) have elapsed, this message will be issued to indicate that a more than reasonable amount of time has passed waiting for this server to start. WebSphere will give up waiting and may throw exceptions and terminate other processing that required this server to start.

**User Response:** The system may be slow or there may be a problem which is preventing the indicated server from starting. After whatever consequences resulting from this timeout have occurred, you should determine what caused the excessive delay, correct the problem, and try again.

---

**BBOU0380E** CB SERIES CONTROL REGION *string* PROGRAM *string* PPT ENTRY *string* IS NOT SPECIFIED.

**Explanation:** This PPT entry must be specified to run the program.

**User Response:** Make sure the PPT requirements are correct. Verify the SCHEDxx PARMLIB member has been properly modified as directed in the WebSphere for z/OS Installation and Customization Guide.

---

**BBOU0381E** CB SERIES CONTROL REGION *string* PROGRAM *string* PPT ENTRY *string* SHOULD NOT BE SPECIFIED.

**Explanation:** This PPT entry should not be specified to run the program.

**User Response:** Make sure the PPT requirements are correct. Verify the SCHEDxx PARMLIB member has been properly modified as directed in the WebSphere for z/OS Installation and Customization Guide.

---

---

**BBOU0382E** CB SERIES CONTROL REGION *string* PROGRAM *string* PPT ENTRY *string* IS SPECIFIED INCORRECTLY.

**Explanation:** This entry is specified incorrectly to run the program.

**User Response:** Make sure the PPT requirements are correct. Verify the SCHEDxx PARMLIB member has been properly modified as directed in the WebSphere for z/OS Installation and Customization Guide.

---

**BBOU0383E** CB SERIES PROGRAM *string* PPT ENTRY *string* IS NOT SPECIFIED.

**Explanation:** This PPT entry must be specified to run the program.

**User Response:** Make sure the PPT requirements are correct. Verify the SCHEDxx PARMLIB member has been properly modified as directed in the WebSphere for z/OS Installation and Customization Guide.

---

**BBOU0384E** CB SERIES PROGRAM *string* PPT ENTRY *string* SHOULD NOT BE SPECIFIED.

**Explanation:** This PPT entry should not be specified to run the program.

**User Response:** Make sure the PPT requirements are correct. Verify the SCHEDxx PARMLIB member has been properly modified as directed in the WebSphere for z/OS Installation and Customization Guide.

---

**BBOU0385E** CB SERIES PROGRAM *string* PPT ENTRY *string* IS SPECIFIED INCORRECTLY.

**Explanation:** This entry is specified incorrectly to run the program.

**User Response:** Make sure the PPT requirements are correct. Verify the SCHEDxx PARMLIB member has been properly modified as directed in the WebSphere for z/OS Installation and Customization Guide.

---

**BBOU0386E** FUNCTION *string* FAILED WITH RC=*dstring*, RSN=*dstring*; UNABLE TO CONNECT TO CICS.

**Explanation:** The WebSphere for z/OS function mentioned invoked the CICS EXCI Open\_Pipe interface and the invocation failed. This may be because the CICS region is not active or it may be because the specific pipe connection requested by the PAA server is not defined to CICS. CICS EXCI returned decimal return code RC and decimal reason code RSN.

**User Response:** Make sure the CICS region is active and that a CICS connection definition with CONNTYPE(SPECIFIC) is specified with a NETNAME that matches the server name chosen for the WebSphere for z/OS PAA server. Then retry the program. If the problem persists, contact your next level of support or the IBM Support Center.

---

**BBOU0387E** FUNCTION *string* FAILED WITH RC=*dstring*, RSN=*dstring*; IRP ABORT RECEIVED FROM CICS.

**Explanation:** The WebSphere for z/OS function mentioned invoked the CICS EXCI DPL\_Request interface and the invocation failed. CICS EXCI returned decimal return code RC and decimal reason code RSN. To aid in further diagnosis, the CICS error message associated with the request return area is printed immediately prior to this message.

**User Response:** Check the CICS error message printed immediately prior to this error message and resolve the identified problem. One possible cause of this error is that the CICS region in question is not running with attribute RRMS=YES. If this is the case, make sure the CICS region is running with attribute RRMS=YES and then retry the program. If the problem persists, contact your next level of support or the IBM Support Center.

---

**BBOU0388E** FUNCTION *string* FAILED WITH RC=*dstring*, RSN=*dstring*; PGMIDERR RECEIVED FROM CICS.

**Explanation:** The WebSphere for z/OS function mentioned invoked the CICS EXCI DPL\_Request interface and the invocation failed. CICS EXCI returned decimal return code RC and decimal reason code RSN. PGMIDERR indicates the CICS program (transaction) that was invoked on the DPL\_Request did not exist in the CICS region.

**User Response:** Check that the program library containing the target program has been correctly specified on the DFHRPL step in the job used to start the CICS region and then retry the program. If the problem persists, contact your next level of support or the IBM Support Center.



## Messages — General (BBOJxxxx, BBOUxxxx, WRASxxxx)

---

**BBOU0389E** FUNCTION *string* FAILED WITH RC=*dstring*, RSN=*dstring* DUE TO INVALID XCF GROUP NAME.

**Explanation:** The WebSphere for z/OS function mentioned invoked the IMS OTMA otma\_open() interface and the invocation failed because the specified XCF\_group\_name value is not valid. IMS OTMA returned decimal return code RC and decimal reason code RSN.

**User Response:** Make sure the XCF group name specified as input to the IMS OTMA PAA Logical Resource Manager Instance (LRMI) defined to WebSphere for z/OS System Management is correct and then retry the program. If the problem persists, contact your next level of support or the IBM Support Center.

---

**BBOU0390E** FUNCTION *string* FAILED WITH RC=*dstring*, RSN=*dstring* DUE TO CB/390 SERVER INSTANCE NOT AUTHORIZED TO USE THE IMS OTMA INTERFACE.

**Explanation:** The WebSphere for z/OS function mentioned invoked the IMS otma\_open() interface and the invocation failed because the WebSphere for z/OS server instance was not authorized to use the IMS OTMA interface. IMS OTMA returned decimal return code RC and decimal reason code RSN.

**User Response:** Make sure the WebSphere for z/OS server instance is authorized to use the IMS OTMA interface and then retry the program. If the problem persists, contact your next level of support or the IBM Support Center.

---

**BBOU0391I** Unable to load the DCE DLL EUVSDLL, the C/C++ library function dllload failed with errno *dstring*.

**Explanation:** The WebSphere control region was not able to load the DCE dynamic load library "EUVSDLL". This DLL must be available on the system if DCE security is desired. The control region will continue but DCE security will not be used.

**User Response:** The most likely reason for this is that DCE has not been installed on the system. If DCE security is desired, DCE must be installed and a DCE security server (SECD) must be active on the system.

---

**BBOU0392I** The C/C++ library function *string* failed to locate the pointer to *string* in the DCE DLL. The errno returned was *dstring*.

**Explanation:** The WebSphere control region was not able to find the pointer to the entry in the DCE DLL "EUVSDLL". This entry must be available on the system if DCE security is desired. The control region will continue but DCE security will not be used.

**User Response:** Respond to the message as appropriate. If the problem persists, contact the IBM Support Center.

---

**BBOU0393I** Unable to allocate memory for an object of class indirect\_DCE\_calls.

**Explanation:** The WebSphere for z/OS program was unable to obtain storage needed to hold information required for DCE security. The program will continue but DCE security will not be used.

**User Response:** When the program is restarted increase the amount of storage available to it. If the problem persists, report this error to your next level of support or the IBM Support Center.

---

**BBOU0394W** ENVIRONMENT VARIABLE DAEMON\_IPNAME CANNOT BE CHANGED. THE VALUE BOOTSTRAPPED WITH IS *string*.

**Explanation:** The DAEMON\_IPNAME environment variable was initially set when the Systems Management Bootstrap was run. The value of the DAEMON\_IPNAME environment variable cannot change once the Bootstrap was run. The value present during the Systems Management Bootstrap processing will continue to be used. The changed value in the environment file will be ignored.

**User Response:** If the Daemon IP Name really needs to be changed following tasks need to be performed: 1. Prepare your system for a cold start. This step will preserve the existing configuration and can be invoked through the WS SysMgt EUI. 2. Drop and recreate the WS SysMgt and LDAP databases. 3. Rerun the bootstrap procedure. The instructions for step 2. and 3. are described in detail in the WebSphere for z/OS Installation and Customization guide: "Installing and customizing your first run time"

---

**BBOU0395W ENVIRONMENT VARIABLE DAEMON\_IPNAME IS NOT FULLY QUALIFIED.**

**Explanation:** The DAEMON\_IPNAME environment variable is not fully domain qualified. This may cause problems in a multiple sysplex configuration.

**User Response:** If the Daemon IP Name should be fully domain qualified, change the DAEMON\_IPNAME environment variable to reflect the fully qualified name and run the Systems Management Bootstrap again.

---

**BBOU0396E ENVIRONMENT VARIABLE DAEMON\_IPNAME IS SET TO AN IP ADDRESS, NOT TO A HOST NAME.**

**Explanation:** The DAEMON\_IPNAME environment variable is set to an IP address. It must be set to an IP name, host name.

**User Response:** Correct the DAEMON\_IPNAME environment variable and run the Systems Management Bootstrap again.

---

**BBOU0397E The DCE mutual authentication request failed with a *string* exception, with a minor code of *hstring*.**

**Explanation:** A CB client was unable to complete a DCE mutual authentication sequence with a server.

**User Response:** Take appropriate actions based on the exception reported in the message and try the operation again. If the problem persists, report it to your next level of support or the IBM Support Center.

---

**BBOU0398E Attempt to dispatch method *string* of class *string* encountered uncaught system exception *string*.**

**Explanation:** During dispatch of a method, WebSphere ORB, caught a system exception.

**User Response:** Contact the provider of the class indicated in the message to assist with problem determination. The application provider could be IBM, the customer, or other vendors of WebSphere applications.

---

**BBOU0399E Attempt to dispatch method *string* of class *string* encountered uncaught user exception *string*.**

**Explanation:** During dispatch of a method, WebSphere ORB, caught a user exception.

**User Response:** Contact the provider of the class indicated in the message to assist with problem determination. The application provider could be IBM, the customer, or other vendors of WebSphere applications.

---

**BBOU0400I The default *string* Ordered Locations have been successfully created and bound into the namespace**

**Explanation:** The Naming Federation/LifeCycle boot application was able to successfully create and bind the default workgroup Ordered Locations object into the LifeCycle Repository.

**User Response:** None.

---

**BBOU0401E The Local Host Root Naming Context couldn't be created.**

**Explanation:** The Naming Federation/LifeCycle boot application was unable to create the local host root naming context. An incorrect LDAP setup might be responsible for this problem.

**User Response:** Check the LDAP setup, and if necessary correct it: Are LDAPCONF, LDAPROOT, and LDAPIRROOT set properly in the BBOSYM file? Are the right LDAP configuration files used? Is RDBM running? If so, ensure BBOLD2DB completed successfully. Some of the LDAP configuration files include other ones. Are the inclusion chains correct? If the problem persists, contact your next level of support or the IBM Support Center.

---

**BBOU0404I Usage: BBOPUDMP [<key1>=<value1> [<key2>=<value2> [... ]]] Key Short key Description *string* *string* name of a configuration file containing IR dump options *string* *string* name of the output file *string* *string* output format: 'HTML' or 'TEXT' *string* *string* name of a module or interface where the dump will start; if omitted the complete IR is dumped**

**Explanation:** This message is issued if the list of input parameters of this utility is requested.

**User Response:** None



## Messages — General (BBOJxxxx, BBOUxxxx, WRASxxxx)

---

**BBOU0405W** *string < dstring > : format of TIME\_t.datetime has changed*

**Explanation:** WebSphere for z/OS detected an unexpected date/time format.

**User Response:** Contact your next level of support or the IBM Support Center.

---

**BBOU0406W** *The function string < dstring > received the CORBA System exception: 'string Exception'.*

**Explanation:** WebSphere for z/OS caught the indicated CORBA system exception.

**User Response:** See additional messages for how WebSphere for z/OS might have handled the error. If no related messages are found, report this error to your next level of support or the IBM Support Center.

---

**BBOU0407W** *The function string < dstring > received a CORBA User exception.*

**Explanation:** WebSphere for z/OS caught the indicated CORBA user exception.

**User Response:** See additional messages for how WebSphere for z/OS might have handled the error. If no related messages are found, report this error to your next level of support or the IBM Support Center.

---

**BBOU0408W** *The function string < dstring > received an unknwn exception.*

**Explanation:** WebSphere for z/OS caught an unknown exception. This is caused by an application issuing a throw of a value or an object instance other than the CORBA defined values of CORBA::SystemException and CORBA::UserException. For example, the application issued a throw error where the error might be of type int.

**User Response:** See additional messages for how WebSphere for z/OS might have handled the error. If no related messages are found, report this error to your next level of support or the IBM Support Center.

---

**BBOU0409W** *The function string < dstring > received an string exception. Error code is hstring. Explanation: string.*

**Explanation:** *string.*" Issued by: CB Series Explanation: WebSphere for z/OS caught an exception. This is caused by an application issuing a throw of a value or an object instance other than the CORBA defined values of CORBA::SystemException and CORBA::UserException. For example, the application issued a throw error where the error might be of type int.

**User Response:** See additional messages for how WebSphere for z/OS might have handled the error. If no related messages are found, report this error to your next level of support or the IBM Support Center.

---

**BBOU0410W WARNING:** *string*

**Explanation:** The utility program experienced a situation which is brought to the programmer's attention.

**User Response:** Handle according to message text.

---

**BBOU0411E USER ERROR:** *string*

**Explanation:** The utility program experienced a critical situation which is brought to the programmer's attention.

**User Response:** Handle according to message text.

---

**BBOU0412E** *The function string < dstring > received an string exception while performing an operation on a collection.*

**Explanation:** WebSphere for z/OS caught the indicated internal exception.

**User Response:** See additional messages for how WebSphere for z/OS might have handled the error. If no related messages are found, report this error to your next level of support or the IBM Support Center.

---

---

**BBOU0413E** The function *string* < *dstring* > received an unexpected exception while performing an operation on a collection. **Explanation:** *string*.

**Explanation:** *string*." Issued by: CB Series Explanation: WebSphere for z/OS caught the internal exception.

**User Response:** See additional messages for how WebSphere for z/OS might have handled the error. If no related messages are found, report this error to your next level of support or the IBM Support Center.

---

**BBOU0414E** Memory allocation failure during constructor call.

**Explanation:** A request to allocate memory has failed.

**User Response:** Contact a system programmer.

---

**BBOU0415I** Usage: BBOPUINT [<key1>=<value1> [<key2>=<value2> [... ]]] **Key Short key Description** *string*  
*string* name of the output file *string* *string* name of a module or interface where the checking will  
start; if omitted the complete IR is checked

**Explanation:** This message is issued if the list of input parameters of this utility is requested.

**User Response:** None

---

**BBOU0487E** Inconsistent configuration file input. No IDR location specified.

**Explanation:** The config file used by the Naming Federation/ LifeCycle boot application contains inconsistent statements. No IDR location was specified. continues.

**User Response:** The config file syntax is described in the WebSphere for z/OS Installation and Customization Guide. Correct the inconsistency and rerun the boot program if necessary.

---

**BBOU0490E** Attempt to dispatch method *string* of class *string* encountered uncaught throw.

**Explanation:** During dispatch of a method, WebSphere for z/OS ORB, caught something other than a system or user exception.

**User Response:** Contact the provider of the class indicated in the message to assist with problem determination. The application provider could be IBM, the customer, or other vendors of WebSphere for z/OS applications.

---

**BBOU0491W** Program BBORBLOG encountered error trying to browse logstream. Logstream is empty.

**Explanation:** The logstream being browsed contains no data.

**User Response:** Verify the logstream name.

---

**BBOU0492E** Program BBORBLOG encountered error trying to connect to logstream. User does not have READ access to logstream.

**Explanation:** The user trying to browse the logstream does not have READ access to the logstream.

**User Response:** Issue the appropriate RACF commands to give the user READ access to the logstream.

---

**BBOU0493E** Program BBORBLOG encountered error trying to connect to log stream. The log stream specified has not been defined.

**Explanation:** The log stream name specified has not been defined in the LOGR policy.

**User Response:** Ensure that the required log stream name has been defined in the LOGR policy.

---

**BBOU0494E** MSG\_BBOUENUS\_SEC\_PARAM\_LIST\_ERR: RACF - Parameter list error occurred during init\_acee create

**Explanation:** RACF - Parameter list error occurred

**User Response:** Look for additional WebSphere for z/OS messages for more information. The RACF codes are

## Messages — General (BBOJxxxx, BBOUxxxx, WRASxxxx)

documented in the OS/390 Security Server (RACF) Callable Services reference, Return and Reason Codes, for IRRSIA00.

---

**BBOU0495E MSG\_BBOUENUS\_SEC\_RACF\_INTERNAL\_ERR: RACF - An internal error occurred during init\_acee create**

**Explanation:** RACF - An internal error occurred during RACF processing

**User Response:** Look for additional WebSphere for z/OS messages for more information. The RACF codes are documented in the OS/390 Security Server (RACF) Callable Services reference, Return and Reason Codes, for IRRSIA00.

---

**BBOU0496E MSG\_BBOUENUS\_SEC\_RECOV\_ENV\_ERR: RACF - Recovery environment could not be established during init\_acee create**

**Explanation:** RACF - Recovery environment could not be established

**User Response:** Look for additional WebSphere messages for more information. The RACF codes are documented in the OS/390 Security Server (RACF) Callable Services reference, Return and Reason Codes, for IRRSIA00.

---

**BBOU0497E MSG\_BBOUENUS\_SEC\_UNDEF\_USERID: RACF - User ID is not defined to RACF during init\_acee create**

**Explanation:** RACF - User ID is not defined to RACF

**User Response:** Look for additional WebSphere messages for more information. The RACF codes are documented in the OS/390 Security Server (RACF) Callable Services reference, Return and Reason Codes, for IRRSIA00.

---

**BBOU0498E MSG\_BBOUENUS\_SEC\_INV\_PW\_PTK: RACF - Password or PassTicket is not valid during init\_acee create**

**Explanation:** RACF - Password or PassTicket is not valid

**User Response:** Look for additional WebSphere messages for more information. The RACF codes are documented in the OS/390 Security Server (RACF) Callable Services reference, Return and Reason Codes, for IRRSIA00.

---

**BBOU0499E MSG\_BBOUENUS\_SEC\_PW\_EXPIRED: RACF - Password is expired during init\_acee create**

**Explanation:** RACF - Password is expired

**User Response:** Look for additional WebSphere messages for more information. The RACF codes are documented in the OS/390 Security Server (RACF) Callable Services reference, Return and Reason Codes, for IRRSIA00.

---

**BBOU0500E MSG\_BBOUENUS\_SEC\_USERID\_OR\_PW\_REVOKED: RACF - User ID is revoked during init\_acee create**

**Explanation:** RACF - User ID or Password is revoked

**User Response:** Look for additional WebSphere messages for more information. The RACF codes are documented in the OS/390 Security Server (RACF) Callable Services reference, Return and Reason Codes, for IRRSIA00.

---

**BBOU0501E MSG\_BBOUENUS\_SEC\_UNAUTH\_USER: RACF - User ID is not authorized during init\_acee create**

**Explanation:** RACF - User is not authorized

**User Response:** Look for additional WebSphere messages for more information. The RACF codes are documented in the OS/390 Security Server (RACF) Callable Services reference, Return and Reason Codes, for IRRSIA00.

---

**BBOU0502E MSG\_BBOUENUS\_SEC\_INVALID\_CERTIF: RACF - Certificate is not valid during init\_acee create**

**Explanation:** RACF - Certificate is not valid

**User Response:** Look for additional WebSphere messages for more information. The RACF codes are documented in the OS/390 Security Server (RACF) Callable Services reference, Return and Reason Codes, for IRRSIA00.

---

**BBOU0503E MSG\_BBOUENUS\_SEC\_CERTIF\_NOTRUST: RACF - Either no user ID is defined for this certificate or the certificate status is NOTRUST during init\_acee create**

**Explanation:** RACF - Either no user ID is defined for this certificate or the certificate status is NOTRUST

**User Response:** Look for additional WebSphere messages for more information. The RACF codes are documented in the OS/390 Security Server (RACF) Callable Services reference, Return and Reason Codes, for IRRSIA00.

---

**BBOU0504E MSG\_BBOUENUS\_SEC\_NO\_REM\_USERID: No remote user ID is defined**

**Explanation:** Security Manager - no remote user ID is defined

**User Response:** contact your next level of support or the IBM Support Center.

---

**BBOU0505E MSG\_BBOUENUS\_SEC\_NO\_REM\_PASSWORD: No remote password or a blank password is defined as an environmental variable for Userid *string***

**Explanation:** Security Manager - no remote PASSWORD is defined

**User Response:** contact your next level of support or the IBM Support Center.

---

**BBOU0506E MSG\_BBOUENUS\_SEC\_PTKT\_HASHTABLE\_FAILED: Security manager: hash table was not created**

**Explanation:** Security Manager - Security Manager hash table creation failure

**User Response:** contact your next level of support or the IBM Support Center.

---

**BBOU0507I Security was not able to create a passticket.**

**Explanation:** This process was attempting to initialize userid/passticket security, and was not able to generate a passticket. The process continues, and attempts to use the next available security method.

**User Response:** The most likely reasons for this are, that the Websphere Daemon was not active on the system, or the SAF security manager was not configured to support passtickets. It is a requirement for using userid/passticket security that the Websphere Daemon process be active on the system where passtickets are generated. Further you must activate the resource class PTKTDATA, and define the CBS390 profile in this class. All users or groups that intend to use this resource must be given read access to this profile.

---

**BBOU0508E MSG\_BBOUENUS\_SEC\_NULL\_SESSIONID: Null session ID in NatSecCtx\_Auth**

**Explanation:** Security Manager - Security Manager NatSecCtx\_Auth has null sessionid

**User Response:** contact your next level of support or the IBM Support Center.

---

**BBOU0509E Function *string* for host *ip\_addr string* failed with RV=*dstring*, RC=*dstring*, RSN=*hstring*, [*string*]**

**Explanation:** WebSphere for z/OS issued the indicated function and that function completed with a decimal return value indicated by RV, a decimal return code indicated by RC, and a hexadecimal reason code indicated by RSN.

**User Response:** See the OS/390 C++ Run-Time Library Reference or the UNIX System Services Messages and Codes for descriptions of the returned value and codes. Correct the error. If the problem persists, contact your next level of support or the IBM Support Center.

---

**BBOU0510E Function *string* for hostname *string* failed with RV=*dstring*, RC=*dstring*, RSN=*hstring*, [*string*]**

**Explanation:** WebSphere for z/OS issued the indicated function and that function completed with a decimal return value indicated by RV, a decimal return code indicated by RC, and a hexadecimal reason code indicated by RSN.

**User Response:** See the OS/390 C++ Run-Time Library Reference or the UNIX System Services Messages and Codes for descriptions of the returned value and codes. Correct the error. If the problem persists, contact your next level of support or the IBM Support Center.

## Messages — General (BBOJxxxx, BBOUxxxx, WRASxxxx)

---

**BBOU0511S** COULD NOT BUILD PROXY FOR CLASS *string*

**Explanation:** A call to create\_proxy returned a NULL

**User Response:** Ensure that the DLL for the class is in the steplib or linklist

---

**BBOU0512W** NON-NUMERIC VALUE SPECIFIED FOR ENVIRONMENT VARIABLE *string*. THE DEFAULT VALUE *dstring* IS TAKEN.

**Explanation:** An invalid value was specified for the given variable in the environment file. The value must be numeric. The default value is taken instead.

**User Response:** Correct the variable setting and re-start WebSphere for z/OS.

---

**BBOU0513W** VALUE OF ENVIRONMENT VARIABLE *string* TRUNCATED. LENGTH MUST NOT EXCEED *dstring* CHARACTERS.

**Explanation:** An invalid value was specified for the given variable in the environment file. There is a length limitation for the string value. The specified string was truncated.

**User Response:** Correct the variable setting and re-start WebSphere for z/OS.

---

**BBOU0514W** INVALID VALUE '*string*' SPECIFIED FOR ENVIRONMENT VARIABLE *string*. THE DEFAULT VALUE *string* IS TAKEN.

**Explanation:** An invalid value was specified for the given variable in the environment file. The default value specified is taken instead.

**User Response:** Correct the variable setting and re-start WebSphere. The legal settings are described in the WebSphere for z/OS Installation and Customization Guide.

---

**BBOU0515W** ENVIRONMENT VARIABLE *string* NOT SPECIFIED.

**Explanation:** No value was specified in the environment file for the given variable and no default value is available. This may result in runtime problems.

**User Response:** Specify the variable if necessary.

---

**BBOU0516E** LOCATE REQUEST FAILED FOR SERVER - *string*.

**Explanation:** A Locate request to a daemon failed because a target server could not be found. If WebSphere for z/OS can determine the target generic server name, this server name will appear in the above text. Otherwise the server name will appear as the name 'unknown'.

**User Response:** Please ensure that the target server is initialized.

---

**BBOU0517E** GIOP reply message with RequestID = *hstring* was received for which no corresponding request could be found.

**Explanation:** GIOP reply message was received, but no corresponding request could be found.

**User Response:** contact your next level of support or the IBM Support Center.

---

**BBOU0518W** Environment variable LOGSTREAMNAME not set. The Systems Management configuration value, *string*, is being used.

**Explanation:** The logstream name is retrieved from the Systems Management configuration if it is available. This message is issued to notify the user that changing the LOGSTREAMNAME environment variable will not affect where the output is written. Use the Systems Management Administration tool to modify the logstream being used. Remaining characters must be alphanumeric

**User Response:** None.

---

---

**BBOU0522W Failed attempt to use SessionID, retrying alternate security**

**Explanation:** Security type offered included User ID and SessionID, but that type was unavailable. The next available security type will be tried

**User Response:** None, just a warning, server security

---

**BBOU0523E MSG\_BBOUENUS\_SEC\_UNABLE\_TO\_PERFORM\_CBIND: SAF Ret Code (hex) : *hstring* The requested CBIND(RACROUTE) function could not be performed**

**Explanation:** SAF Return Code reported by Security Manager - The requested CBIND (RACROUTE) function could not be performed. Use the SAF Return Code in conjunction with the reported RACF Return Code to determine the cause of the problem. This SAF Return Code can have several different associated RACF Return Codes that further define the problem.

**User Response:** contact your next level of support or the IBM Support Center. Ref: OS/390 V2Rx.0 Security Server RACROUTE Macro Reference Document Number: GC28-1922-0y

---

**BBOU0524E MSG\_BBOUENUS\_SEC\_NO\_RACF\_SECURITY\_DECISION\_MADE: RACF Return Code (hex) : *hstring* (RACROUTE)- No security decision could be made**

**Explanation:** RACF Return Code reported by Security Manager No security decision could be made. The RACF router was not loaded; the request, resource, subsystem combination could not be found in the RACF ROUTER table; no successful exit processing can take place. Ref: OS/390 V2Rx.0 Security Server RACROUTE Macro Reference Document Number: GC28-1922-0y

**User Response:**

---

**BBOU0525E MSG\_BBOUENUS\_SEC\_UNKNOWN\_TO\_RACF: RACF Return Code (hex) : *hstring* (RACROUTE) - No security decision could be made**

**Explanation:** RACF Return Code reported by Security Manager The resource or class name is not defined to RACF or the class has not been raclisted. Ref: OS/390 V2Rx.0 Security Server RACROUTE Macro Reference Document Number: GC28-1922-0y

**User Response:**

---

**BBOU0526E MSG\_BBOUENUS\_SEC\_RACF\_NOT\_ACTIVE: RACF Return Code (hex) : *hstring* (RACROUTE) - RACF not active**

**Explanation:** RACF Return Code reported by Security Manager RACF not active Ref: OS/390 V2Rx.0 Security Server RACROUTE Macro Reference Document Number: GC28-1922-0y

**User Response:**

---

**BBOU0527E MSG\_BBOUENUS\_SEC\_RACF\_CLASS\_DATA\_SPACE\_DELETED: RACF Return Code (hex) : *hstring* (RACROUTE) - RACF data space has been deleted**

**Explanation:** RACF Return Code reported by Security Manager The class was raclisted by RACROUTE REQUEST=LIST, GLOBAL=YES, or SETROPTS RACLIST, but the data space has been deleted. Ref: OS/390 V2Rx.0 Security Server RACROUTE Macro Reference Document Number: GC28-1922-0y

**User Response:**

---

**BBOU0528E MSG\_BBOUENUS\_SEC\_DATA\_SPACE\_ACCESS\_ALESERV\_FAILURE: RACF Return Code(hex): *hstring* (RACROUTE) - No data space access, ALESERV failure**

**Explanation:** RACF Return Code reported by Security Manager The class was raclisted by RACROUTE REQUEST=LIST, GLOBAL=YES, or SETROPTS RACLIST, but the data space cannot be accessed due to an ALESERV failure. Ref: OS/390 V2Rx.0 Security Server RACROUTE Macro Reference Document Number: GC28-1922-0y

**User Response:**



## Messages — General (BBOJxxxx, BBOUxxxx, WRASxxxx)

---

**BBOU0529E MSG\_BBOUENUS\_SEC\_REQUESTED\_CBIND\_FUNCTION\_FAILED: SAF Return Code (hex) :**  
*hstring* The requested CBIND function failed

**Explanation:** SAF Return Code reported by Security Manager - The requested CBIND (RACROUTE) function failed. Use the SAF Return Code in conjunction with the reported RACF Return Code to determine the cause of the problem. Some RACF Return Codes can have several different associated RACF Reason Codes that further define the problem. Use the SAF Return Code in conjunction with the reported RACF Return Code and RACF Reason Code to determine the cause of the problem. Ref: OS/390 V2Rx.0 Security Server RACROUTE Macro Reference Document Number: GC28-1922-0y

**User Response:**

---

**BBOU0530E MSG\_BBOUENUS\_SEC\_USER\_OR\_GROUP\_NOT\_AUTHORIZED: RACF Return Code (hex):** *hstring*  
(RACROUTE) - The user or group is not authorized

**Explanation:** RACF Return Code reported by Security Manager The user or group is not authorized to use the resource Ref: OS/390 V2Rx.0 Security Server RACROUTE Macro Reference Document Number: GC28-1922-0y

**User Response:**

---

**BBOU0531E MSG\_BBOUENUS\_SEC\_FASTAUTH\_INSTALL\_EXIT\_ERROR: RACF Return Code(hex):** *hstring*  
(RACROUTE) - FASTAUTH install exit error occurred.

**Explanation:** RACF Return Code reported by Security Manager A RACROUTE REQUEST=FASTAUTH installation exit error occurred. Ref: OS/390 V2Rx.0 Security Server RACROUTE Macro Reference Document Number: GC28-1922-0y

**User Response:**

---

**BBOU0532E MSG\_BBOUENUS\_SEC\_BLANK\_PORT\_OF\_ENTRY\_IN\_SECURITY\_TOKEN: RACF Return Code(hex):** *hstring* (RACROUTE) - Blank port-of-entry in security token

**Explanation:** RACF Return Code reported by Security Manager Indicates the profile has a conditional access list, the port-of-entry field in the security token is blank-filled, and the port-of-entry class is active. Ref: OS/390 V2Rx.0 Security Server RACROUTE Macro Reference Document Number: GC28-1922-0y

**User Response:**

---

**BBOU0533E MSG\_BBOUENUS\_SEC\_PARAMETER\_LIST\_ERROR: RACF Return Code (hex) :** *hstring*  
(RACROUTE) - Parameter list error.

**Explanation:** RACF Return Code reported by Security Manager Parameter list error. Ref: OS/390 V2Rx.0 Security Server RACROUTE Macro Reference Document Number: GC28-1922-0y

**User Response:**

---

**BBOU0534E MSG\_BBOUENUS\_SEC\_ACEEALET\_KEYWORD\_AND\_NOT\_IN\_SPVSOR\_STATE: ; RACF Reason Code(hex :** *hstring* (RACROUTE)-Calling program not in Supervisor State

**Explanation:** RACF Reason Code reported by Security Manager The ACEEALET= keyword was specified, but the calling program is not running in Supervisor State or System Key. Ref: OS/390 V2Rx.0 Security Server RACROUTE Macro Reference Document Number: GC28-1922-0y

**User Response:**

---

**BBOU0535E MSG\_BBOUENUS\_SEC\_ACEE\_KEYWORD\_NOT\_SPECIFIED: RACF Reason Code (hex) :** *hstring*  
(RACROUTE) - ACEE= keyword was not specified

**Explanation:** RACF Reason Code reported by Security Manager The ACEEALET= keyword was specified, but the ACEE= keyword was not specified Ref: OS/390 V2Rx.0 Security Server RACROUTE Macro Reference Document Number: GC28-1922-0y

**User Response:**



---

**BBOU0536E MSG\_BBOUENUS\_SEC\_ENVRIN\_KEYWORD\_AND\_NOT\_IN\_SPVSOR\_STATE: RACF Reason Code(hex): *hstring* (RACROUTE) -Calling program not in Supervisor State**

**Explanation:** RACF Reason Code reported by Security Manager The ENVRIN keyword was specified, but the calling program is not running in Supervisor State or System Key. Ref: OS/390 V2Rx.0 Security Server RACROUTE Macro Reference Document Number: GC28-1922-0y

**User Response:**

---

**BBOU0537E MSG\_BBOUENUS\_SEC\_ENVRIN\_AND\_ACEE\_KEYWORD\_BOTH\_SPECIFIED: RACF Reason Code (hex) : *hstring* (RACROUTE) -ENVRIN and ACEE were both specified**

**Explanation:** RACF Reason Code reported by Security Manager ENVRIN and ACEE were both specified (they are mutually exclusive keywords). Ref: OS/390 V2Rx.0 Security Server RACROUTE Macro Reference Document Number: GC28-1922-0y

**User Response:**

---

**BBOU0538E MSG\_BBOUENUS\_SEC\_CBIND\_RELEASE\_PARAMETER\_ERROR: SAF Return Code (hex) : *hstring* CBIND Release parameter error**

**Explanation:** SAF Return Code reported by Security Manager This error indicates that the CHECK subparameter of the RELEASE keyword was specified on the execute form of the RACROUTE REQUEST=FASTAUTH macro, however, the list form of the macro does not have the same RELEASE parameter. Macro processing terminates. Ref: OS/390 V2Rx.0 Security Server RACROUTE Macro Reference Document Number: GC28-1922-0y

**User Response:**

---

**BBOU0539E LDAP INITIALIZATION FAILED OR CONNECTION TO LDAP SERVER COULD NOT BE ESTABLISHED.**

**Explanation:** If a separate LDAP server is used: WebSphere couldn't establish a connection to that server. Otherwise: The local LDAP database couldn't be accessed.

**User Response:** The SYSOUT output of the Naming server region issuing the message contains detailed information about the failure. Possible reasons are: - LDAP DB2 tables are not set up. - Insufficient DB2 authorization. - LDAP LDIF2DB bulk loader not run. The WebSphere for z/OS Installation and Guide describes how to set up LDAP.

---

**BBOU0540E CB SERIES UNABLE TO CONTINUE SINCE RRS IS UNAVAILABLE.**

**Explanation:** WebSphere for z/OS cannot be started since RRS is unavailable.

**User Response:** Start RRS and re-start WebSphere for z/OS.

---

**BBOU0541E CB SYSTEMS MANAGEMENT MASTER RECORD DOES NOT EXIST.**

**Explanation:** The WebSphere for z/OS Systems Management Master Record is not present. The Systems Management bootstrap is not being driven.

**User Response:** Restart the daemon with the -ORBCBI parameter so that the Systems Management bootstrap will be driven.

---

**BBOU0542E CB SYSTEMS MANAGEMENT MASTER RECORD COULD NOT BE READ/UPDATED. SQL ERROR CODE IS *dstring*.**

**Explanation:** An error was encountered while attempting to read the WebSphere for z/OS Systems Management Master Record.

**User Response:** Check the SQL error code that is part of the message, or check the WebSphere for z/OS error log for details. Possible causes are the address space an update attempt was made to tables that were not there, or the bind jobs were not run for WebSphere for z/OS.

## Messages — General (BBOJxxxx, BBOUxxxx, WRASxxxx)

---

**BBOU0543E** CB SYSTEMS MANAGEMENT MASTER RECORD COULD NOT BE READ/UPDATED DUE TO INSUFFICIENT AUTHORIZATION. SQL ERROR CODE IS *dstring*.

**Explanation:** An authorization problem was encountered while attempting to update the WebSphere for z/OS Systems Management Master Record.

**User Response:** Check the SQL error code that is part of the message, or check the WebSphere for z/OS error log for details. Probable cause is the address space is not authorized to use DB2.

---

**BBOU0544E** MSGINDEX\_BBOUENUS\_BBOOCDR\_PFACTORY\_NULL: NULL ENTRY IN TABLE WHEN LOOKING UP CLASSNAME *string*

**Explanation:** Found NULL when looking up classname in ptable in encode\_objref()

**User Response:** contact your next level of support or the IBM Support Center.

---

**BBOU0545E** MethAuthCheck was issued in an address space without a BACB.

**Explanation:** MethAuth was invoked, but initialization of the environment was incomplete or the call was made outside of the WebSphere for z/OS Environment. Suggest waiting for environment initialization completion, or if the call was made outside of WebSphere for z/OS, remove the call.

**User Response:** Ensure that the WebSphere for z/OS regions are initialized

---

**BBOU0546E** MSG\_BBOUENUS\_SEC\_UNABLE\_TO\_PERFORM\_METHAUTHCHECK: SAF Ret Code (hex) : *hstring* The requested METHAUTHCHECK(RACROUTE) function could not be performed for Method Name *string* and Class Name *string*

**Explanation:** SAF Return Code reported by Security Manager - The requested METHAUTHCHECK (RACROUTE) function could not be . performed Use the SAF Return Code in conjunction with the reported RACF Return Code to determine the cause of the problem. This SAF Return Code can have several different associated RACF Return Codes that further define the problem.

**User Response:** contact your next level of support or the IBM Support Center. Ref: OS/390 V2Rx.0 Security Server RACROUTE Macro Reference Document Number: GC28-1922-0y

---

**BBOU0547E** MSG\_BBOUENUS\_SEC\_REQUESTED\_METHAUTHCHECK\_FUNCTION\_FAILED: SAF Return Code (hex) : *hstring* The requested METHAUTHCHECK function failed and could not be performed for Method Name *string* and Class Name *string*

**Explanation:** SAF Return Code reported by Security Manager - The requested METHAUTHCHECK (RACROUTE) function failed. Use the SAF Return Code in conjunction with the reported RACF Return Code to determine the cause of the problem. Some RACF Return Codes can have several different associated RACF Reason Codes that further define the problem. Use the SAF Return Code in conjunction with the reported RACF Return Code and RACF Reason Code to determine the cause of the problem. Ref: OS/390 V2Rx.0 Security Server RACROUTE Macro Reference Document Number: GC28-1922-0y

**User Response:**

---

**BBOU0548E** MSG\_BBOUENUS\_SEC\_METHAUTHCHECK\_RELEASE\_PARAMETER\_ERROR: SAF Return Code (hex) : *hstring* METHAUTHCHECK Release parameter error for Method Name *string* and Class Name *string*

**Explanation:** SAF Return Code reported by Security Manager This error indicates that the CHECK subparameter of the RELEASE keyword was specified on the execute form of the RACROUTE REQUEST=FASTAUTH macro, however, the list form of the macro does not have the same RELEASE parameter. Macro processing terminates. Ref: OS/390 V2Rx.0 Security Server RACROUTE Macro Reference Document Number: GC28-1922-0y

**User Response:**

---

---

**BBOU0549E VALUE SPECIFIED FOR ORBID PARAMETER IS NOT VALID**

**Explanation:** The value specified to the ORB\_init() function for the ORBid keyword must be BOSS. No other value is accepted.

**User Response:** Specify a valid value for ORBid

---

**BBOU0550E NO VALUE SPECIFIED FOR ORBID KEYWORD**

**Explanation:** The ORBid keyword to ORB\_init() must be specified with a value.

**User Response:** Specify a valid value for ORBid

---

**BBOU0551E NO VALUE SPECIFIED FOR ORBSRVNAME KEYWORD**

**Explanation:** The ORBsrvname keyword to ORB\_init() must be specified with a value.

**User Response:** Specify a valid value for ORBsrvname

---

**BBOU0552E NO VALUE SPECIFIED FOR ORBTYPE KEYWORD**

**Explanation:** The ORBType keyword to ORB\_init() must be specified with a value.

**User Response:** Specify a valid value for ORBType

---

**BBOU0553E LOAD FAILED FOR MODULE *string***

**Explanation:** During initialization of a WebSphere for z/OS server, an attempt was made to load the product module whose name is in the message text. The load module was not found. The server terminates. The load module should be in the search path for this server (STEPLIB, LPA, or Linklist).

**User Response:** Determine where the load module is and whether it should be in a STEPLIB, LPA or Linklist, correct the problem and restart the server

---

**BBOU0554E CB SERIES UNABLE TO LOCATE RRS**

**Explanation:** The RRS address space must be up and initialized for WebSphere for z/OS servers to start. Initialization for this server was unable to locate RRS. The server terminates. Make sure RRS is active and fully initialized before starting CB servers.

**User Response:** Make sure RRS is started and restart the server

---

**BBOU0555E VALUE SPECIFIED FOR ORBCBI KEYWORD IS NOT VALID**

**Explanation:** The ORBCBI keyword to ORB\_init() must be specified with a valid value (one of COLD, WARM, or HOT).

**User Response:** Specify a valid value for ORBCBI

---

**BBOU0556E NO VALUE SPECIFIED FOR ORBCBI KEYWORD**

**Explanation:** The ORBCBI keyword to ORB\_init() must be specified with a value (one of COLD, WARM, or HOT).

**User Response:** Specify a valid value for ORBCBI

---

**BBOU0557D OTS ENCOUNTERED HARDENED DATA LOSS DURING RESTART OF *string*. REPLY 'CONTINUE' OR 'CANCEL'**

**Explanation:** RRS returned ATR\_HARDENED\_DATA\_LOST from the Begin\_Restart service (ATRIBRS). If the reply is CONTINUE, OTS may not be able to resolve all in doubt transactions. Replying CANCEL will terminate the control region. Consult the RRS documentation for information on resolving this condition.

**User Response:**

## Messages — General (BBOJxxxx, BBOUxxxx, WRASxxxx)

---

**BBOU0558E** '*string*' IS NOT A VALID REPLY.

**Explanation:** Reply to a previous message was not valid. The previous message is reissued.

**User Response:**

---

**BBOU0559W** ERROR ENCOUNTERED DURING DAEMON ATTEMPT TO STOP SERVER *string*.

**Explanation:** A Stop command was entered for the WebSphere for z/OS Daemon which in turn stop Systems Management server on the system with the Daemon since the Daemon is required for the other servers to function. In issuing the stop for the Systems Management server an error was encountered.

**User Response:** Either the named server has simply already ended in which case no action is required or there is some problem with the server which may require you to cancel it to allow the stop of the Daemon to complete. Look for the server whose specific server name is given in the message to determine which case you are in. Specific server name is a parameter provided to the server when it is started.

---

**BBOU0560I** OTHER CB SERVERS HAVE STOPPED, STOP OF DAEMON CONTINUES.

**Explanation:** When a Stop command is issued for the WebSphere for z/OS Daemon the Daemon stops Systems Management server on this system since the Daemon is required for it to function. The Daemon waits for the Systems Management Server to stop before continuing to shut down himself. This message indicates that Systems Management Server is down and that Daemon will now continue to its own termination.

**User Response:** None.

---

**BBOU0561I** CB SERIES STOP COMMAND ISSUED FOR SERVER *string*.

**Explanation:** The modified MVS Stop command has been issued against a WebSphere for z/OS address space.

**User Response:** None.

---

**BBOU0562I** CB SERIES CANCEL,ARMRESTART COMMAND ISSUED FOR SERVER *string*.

**Explanation:** The MVS Modify command has been issued to cancel a WebSphere for z/OS address space requesting ARM restart.

**User Response:** None.

---

**BBOU0563I** CB SERIES CANCEL COMMAND ISSUED FOR SERVER *string*.

**Explanation:** The MVS Modify command has been issued to cancel without restart against a WebSphere for z/OS address space.

**User Response:** None.

---

**BBOU0564E** UNABLE TO START SERVER *string* BECAUSE CB DAEMON IS STOPPING

**Explanation:** A Stop command has been issued for the WebSphere Daemon and other servers are in the process of being stopped as part of Daemon termination. No other servers can start while the Daemon is terminating.

**User Response:** Once the Daemon has stopped and has, if desired, been restarted, you may try again to start this server.

---

**BBOU0565W** An 0D6 Abend occurred. The target PC is no longer valid.

**Explanation:** The address space for where the PC was targeted has ended. This is an informational message.

**User Response:** None.

---

---

**BBOU0566E** Function *string* failed with RC=*dstring*, RSN1=*dstring*, RSN2=*hstring*, RSN3=*hstring*, RSN4=*hstring*.

**Explanation:** WebSphere for z/OS issued the indicated function and that function completed with a decimal return code indicated by RC, a decimal reason code indicated by RSN1, and three hexadecimal sub reason codes indicated by RSN2, RSN3, and RSN4.

**User Response:** Locate the return code and reason code in the messages and codes manual for the resource manager whose function reported the error. Using this information, correct the error. If the problem persists, contact your next level of support or the IBM Support Center.

---

**BBOU0567E** Scanner error. Token buffer overflows while parsing line *dstring* of file *string*.

**Explanation:** The WebSphere Naming bootstrap program encountered an error while processing its configuration file.

**User Response:** Correct the configuration file. The file name and the error location are given in the error message. Then re-run the Naming bootstrap program.

---

**BBOU0568E** Scanner error. Push-back buffer overflow while parsing line *dstring* of file *string*.

**Explanation:** The WebSphere Naming bootstrap program encountered an error while processing its configuration file.

**User Response:** Correct the configuration file. The file name and the error location are given in the error message. Then re-run the Naming bootstrap program.

---

**BBOU0569E** Parser error. Could not open configuration file '*string*'

**Explanation:** The WebSphere Naming bootstrap program encountered an error while processing its configuration file.

**User Response:** Correct the configuration file. The file name and the error location are given in the error message. Then re-run the Naming bootstrap program.

---

**BBOU0570E** Parser error. Buffer overflow at word *string* in line *dstring* of *string*

**Explanation:** The WebSphere Naming bootstrap program encountered an error while processing its configuration file.

**User Response:** Correct the configuration file. The file name and the error location are given in the error message. Then re-run the Naming bootstrap program.

---

**BBOU0571E** Parser error. Not enough space for parser stacks in *string* at line *dstring*: *string*.

**Explanation:** The WebSphere Naming bootstrap program encountered an error while processing its configuration file.

**User Response:** Correct the configuration file. The file name and the error location are given in the error message. Then re-run the Naming bootstrap program.

---

**BBOU0572E** Parser error. Parser stack overflow in *string* at line *dstring*: *string*.

**Explanation:** The CB Naming bootstrap program encountered an error while processing its configuration file.

**User Response:** Correct the configuration file. The file name and the error location are given in the error message. Then re-run the Naming bootstrap program.

---

**BBOU0573E** Parser error. Syntax error in *string* at line *dstring*: *string*.

**Explanation:** The WebSphere Naming bootstrap program encountered an error while processing its configuration file.

**User Response:** Correct the configuration file. The file name and the error location are given in the error message. Then re-run the Naming bootstrap program.

## Messages — General (BBOJxxxx, BBOUxxxx, WRASxxxx)

---

**BBOU0574E** Parser error. String too long. String is *dstring* bytes.

**Explanation:** The WebSphere Naming bootstrap program encountered an error while processing its configuration file.

**User Response:** Correct the configuration file. The file name and the error location are given in the error message. Then re-run the Naming bootstrap program.

---

**BBOU0575W** CB SERIES UNEXPECTED DELAY WAITING FOR STOP OF SERVER *string*.

**Explanation:** When WebSphere automatically stops another WebSphere server during warm start, it waits for the server to come down before it continues. After the first timeout has elapsed, this message will be issued to indicate that more time has passed waiting for this server to stop than seems reasonable. WebSphere will continue to wait and will issue a subsequent warning message after the second timeout has expired.

**User Response:** The system may be slow or there may be a long running transaction on the indicated server which is preventing the server from stopping. You may be able to determine the problem and allow the server to stop before the timeout expires.

---

**BBOU0576W** CB SERIES WAITING FOR STOP OF SERVER *string*, SECOND WARNING.

**Explanation:** When WebSphere automatically stops another WebSphere server during warm start, it waits for the server to come down before it continues. After the second timeout has elapsed, this message will be issued to indicate that more time has passed waiting for this server to stop than seems reasonable. WebSphere will continue to wait and will issue a subsequent error message after the third timeout has expired indicating that we have given up waiting for this server to stop.

**User Response:** The system may be slow or there may be a long running transaction on the indicated server which is preventing the server from stopping. You may be able to determine the problem and allow the server to stop before the timeout expires.

---

**BBOU0577E** CB SERIES WAITING FOR STOP OF SERVER *string* HAS TIMED OUT.

**Explanation:** When WebSphere automatically stops another WebSphere server during warm start, it waits for the server to come down before it continues. After the three timeouts have elapsed, this message will be issued to indicate that more time has passed waiting for this server to stop that seems reasonable. WebSphere will give up waiting and may throw exceptions and terminate other processing that required this server to stop.

**User Response:** The system may be slow or there may be a long running transaction on the indicated server which is preventing the server from stopping. Retry the warm start when there is less load on the system and/or server.

---

**BBOU0578E** INVALID FUNCTION LEVEL FOR CONTROL REGION *string*.

**Explanation:** a backlevel server has been started. As all replicated servers already operate at a higher function level, the server must be abended.

**User Response:** Upgrade server to new function level.

---

**BBOU0579I** CB SERIES SERVER *string* IS READY FOR WARMSTART.

**Explanation:** All server instances of the server have been upgraded to a new code level. The server is ready for a warm start that lets it operate at the new code level.

**User Response:** warm start the server either using the SM Operations GUI (for application servers), or via a console start command with parameter -ORBCBI WARM

---

**BBOU0580W** CB SERIES DAEMON OPERATES ON BACKLEVEL CODE COMPARED TO SERVER *string*

**Explanation:** The server that is currently warm started is at a more recent code level than the daemon. It will operate at the daemon's function level

**User Response:** upgrade daemon's code level to the most recent and repeat the warm start for both daemon and server

---



---

**BBOU0581E** MSG\_BBOUENUS\_SM\_INVALID\_BOOTSTRAP\_STATE: *dstring*

**Explanation:** An invalid state was detected during SM bootstrap. An exception is thrown and bootstrap processing terminates.

**User Response:**

---

**BBOU0582E** MSG\_BBOUENUS\_SM\_UNABLE\_TO\_OBTAIN\_STORAGE (*dstring* byte)

**Explanation:** A C++ storage request (new) failed. Execution may or may not continue. Analyze accompanying messages.

**User Response:**

---

**BBOU0583E** MSG\_BBOUENUS\_SM\_MANDATORY\_ENVVAR\_UNSPECIFIED: *string*

**Explanation:** An environment variable mandatory for the SCO was not specified.

**User Response:**

---

**BBOU0584E** MSG\_BBOUENUS\_SM\_ENVVAR\_RANGE\_CHECK: *var=string value=dstring*  
(*min=dstring,max=dstring*)

**Explanation:** An environment variable was assigned a value which exceeds the valid value range.

**User Response:**

---

**BBOU0585E** MSG\_BBOUENUS\_SM\_ENVVAR\_VALIDATION\_FAILED: *var=string value=string*

**Explanation:** An environment variable was assigned a value which is invalid. See accompanying messages for details.

**User Response:**

---

**BBOU0586E** MSG\_BBOUENUS\_SM\_INVALID\_ENVVAR\_INDEX: *index=dstring, maxValidIndex=dstring*

**Explanation:** An attempt was made to access an internally maintained copy of an environment using an invalid index.

**User Response:**

---

**BBOU0587E** MSG\_BBOUENUS\_SM\_ENVIRONMENT\_INIT\_FAILED

**Explanation:** The internal WebSphere environment could not initialize; see accompanying messages for details.

**User Response:**

---

**BBOU0588E** MSG\_BBOUENUS\_SM\_SQL\_STATEMENT\_FAILED

**Explanation:** During bootstrap execution an SQL statement failed; see accompanying messages for details.

**User Response:**

---

**BBOU0589I** CURRENT SERVER SETTINGS:

**Explanation:** This message introduces the print out of server parameter settings. These settings are displayed if the env. variable SHOW\_SERVER\_SETTINGS is set in the BBOENV file.

**User Response:** None.

---



## Messages — General (BBOJxxxx, BBOUxxxx, WRASxxxx)

---

**BBOU0590I** %38s: *string*.

**Explanation:** Indicates server parameter setting. (See also: BBOU0589I)

**User Response:** None.

---

**BBOU0591I** DCE/SAF The server control region could not delete an ACEE created for user *string*. API: *string*. SAF code = *dstring*, RACF ret code = *dstring*, RACF rsn code = *dstring*.

**Explanation:** A WebSphere server control region was unable to delete an ACEE, accessor environment element (MVS control block), that was used to temporarily impersonate a client.

**User Response:** Take appropriate actions based on the return codes reported in the message and try the operation again. If the problem persists, report it to your next level of support or the IBM Support Center. The SAF and RACF codes are documented in the OS/390 Security Server Callable Services book.

---

**BBOU0592I** DCE/SAF The server control region could not create an ACEE for user *string*. API: *string*. SAF code = *dstring*, RACF ret code = *dstring*, RACF rsn code = *dstring*.

**Explanation:** A WebSphere server control region was unable to create an ACEE, accessor environment element (MVS control block), that was to be used to temporarily impersonate a client.

**User Response:** Take appropriate actions based on the return codes reported in the message and try the operation again. If the problem persists, report it to your next level of support or the IBM Support Center. The SAF and RACF codes are documented in the OS/390 Security Server Callable Services book.

---

**BBOU0593I** DCE/SAF The application control region could not determine the OS/390 identity of the client that initiated the request.

**Explanation:** A WebSphere server control region was unable to determine the OS/390 identity of the client that initiated the request.

**User Response:** This is an internal programming error and should be reported to your next level of support or the IBM Support Center.

---

**BBOU0594I** DCE/SAF The application control region could not determine the OS/390 identity of the client that initiated the request.

**Explanation:** A WebSphere server control region was unable to determine the OS/390 identity of the client that initiated the request because the internal routine `get_identity()` returned an invalid user identity.

**User Response:** This is an internal programming error and should be reported to your next level of support or the IBM Support Center.

---

**BBOU0595E** MSG\_BBOUENUS\_SM\_UNABLE\_TO\_OBTAIN\_SYSTEM\_PARAMETER

**Explanation:** During bootstrap execution an obtain of an system parameter failed see accompanying messages for details.

**User Response:**

---

**BBOU0596E** MSG\_BBOUENUS\_SM\_PREVIOUS\_BOOTSTRAP\_STEP\_FAILED

**Explanation:** During bootstrap execution a previous bootstrap step did not complete properly which caused this step to fail see accompanying messages for details.

**User Response:**

---

**BBOU0597E** Configuration import error in file '*string*'.No config element found.

**Explanation:** File could not be opened while trying to read system configuration data. Suggested Action: Make sure that the environment variable CBCONFIG is set properly and that the path in HFS where it points to is actually there. If working in a sysplex environment make sure that this path is shared among all systems via NFS mounted HFS.

User Response:

---

**BBOU0598E Configuration import error. Could not open input file 'string'**

**Explanation:** File could not be opened while trying to read system configuration data. Suggested Action: Make sure that the environment variable CBCONFIG is set properly and that the path in HFS where it points to is actually there. If working in a sysplex environment make sure that this path is shared among all systems via NFS mounted HFS.

User Response:

---

**BBOU0599E Configuration import error. Could not find default administrator 'string'**

**Explanation:** During bootstrap a new conversation is being created that needs to be bound to the default WebSphere administrator that is specified using environment variable SM\_DEFAULT\_ADMIN. Now the object that represents the default administrator could not be found. Suggested Action: As the default administrator is also created during bootstrap processing, this is an internal error. Please contact IBM. See accompanying message for the ID of the administrator that's actually being used.

User Response:

---

**BBOU0600E Environment import error. Could not find sysplex object 'string'**

**Explanation:** During an initial bootstrap the initial set of environment variables is stored in the environment section of the sysplex object. While trying to do so the sysplex object could not be found. Suggested Action: This is either caused by an undetected error in a previous phase of the bootstrap or it is internal error. Please check for other error messages to give an indication for previous failures. If the problem persists please contact IBM.

User Response:

---

**BBOU0601E CB SERIES DAEMON OPERATES ON BACKLEVEL DATABASE**

**Explanation:** the daemon has been started on a backlevel database.

**User Response:** Upgrade database to new schema version via patch utility shipped with the driver, or start daemon with -ORBCBI COLD option.

---

**BBOU0602E WRITE ENVIRONMENT FILES FAILED DURING BOOTSTRAP**

**Explanation:** writing the environment files during bootstrap failed.

**User Response:** Check permissions of the environment file directory CBCONFIG/controlinfo/envfile. Be sure that SYSPLEX\_NAME is set appropriately.

---

**BBOU0603D OVERRIDE EXISTING CB CONFIGURATION ON SYSPLEX *string*. ? REPLY 'CONTINUE' OR 'CANCEL'**

**Explanation:** WebSphere is running in coldstart mode. As a consequence of the coldstart processing an existing systems management database including all application related configuration data would be deleted. While the initial WebSphere SM configuration will be reinstalled by the subsequent bootstrap steps any other configuration data will be lost and needs to be reinstalled manually after successfully completing bootstrap phase2

User Response:

---

**BBOU0604I WS BOOTSTRAP STEP *string* HAS BEEN ROLLED BACK.**

**Explanation:** This message is informational and indicates that the specified phase of the SM bootstrap has been rolled back.

**User Response:** Check console messages and job log for further information on the error.

---

## Messages — General (BBOJxxxx, BBOUxxxx, WRASxxxx)

---

**BBOU0605E Class/method *string* not implemented.**

**Explanation:** The indicated class contains the indicated method, which is not implemented.

**User Response:** Do not call this method for an instance of an object of this class.

---

**BBOU0606E Socket bind() for Server=*string* to Port=*dstring* failed with RV=*dstring*, RC=*dstring*, RSN=*hstring*, [*string*].**

**Explanation:** WebSphere for z/OS issued the bind function and that function completed with a decimal return value indicated by RV, a decimal return code indicated by RC, and a hexadecimal reason code indicated by RSN.

**User Response:** See the OS/390 eNetwork Communication Server books for descriptions of the returned value and codes. Correct the error. If the problem persists, contact your next level of support or the IBM Support Center.

---

**BBOU0607E CB SERIES SMF DATA GATHERING IN SERVER *string* HAS STOPPED.**

**Explanation:** The WebSphere for z/OS control region address space indicated by "string" encountered a problem while trying to gather data for the SMF records. Data gathering for the has been stopped.

**User Response:** Look in WebSphere for z/OS error log for specific reason why data gathering was stopped. This is probably an internal programming error and should be reported to your next level of support or the IBM Support Center.

---

**BBOU0608E Could not create a dataspace buffer pool needed for SMF data gathering. RC=*dstring***

**Explanation:** The WebSphere for z/OS control region address space encountered a problem while trying to create a dataspace pool that is needed to gather data to produce SMF records. RC is a return code indicating the reason for the error.

**User Response:** This is an internal programming error and should be reported to your next level of support or the IBM Support Center.

---

**BBOU0609E gsk\_initialize failed with Return Code=*dstring* Keyring name=*string*.**

**Explanation:** The OS/390 Cryptographic Services System Secure Sockets Layer gsk\_initialize routine failed with the designated return code

**User Response:** See return codes for gsk\_initialize in the OS/390 System SSL Programming Guide & Reference.

---

**BBOU0610E SSL security was specified but could not be initialized.**

**Explanation:** The OS/390 Cryptographic Services System Secure Sockets Layer could not be initialized.

**User Response:** See return codes for gsk\_initialize in the OS/390 System SSL Programming Guide & Reference.

---

**BBOU0611E SSL security was specified but System SSL routine module GSKSSL not available.**

**Explanation:** The OS/390 Cryptographic Services System Secure Sockets Layer routine could not be loaded during server initialization. SSL security will not be used.

**User Response:** Consult your systems programmer to install OS/390 Cryptographic Services System SSL.

---

**BBOU0612E SSL security was specified but the gsk\_user\_set function could not be loaded.**

**Explanation:** The OS/390 Cryptographic Services System Secure Sockets Layer routine gsk\_user\_set could not be loaded. The version of System SSL installed at your location cannot support this function. SSL security will not be used.

**User Response:** Consult your systems programmer to install the correct version of System SSL.

---

**BBOU0613I ARM REGISTRATION FAILED - ARM NOT ACTIVE ON THIS SYSTEM**

**Explanation:** WebSphere for z/OS always tries to register with OS/390 ARM (automatic restart manager), during the start of a recoverable address space ARM indicated that it was either not installed or not configured.

**User Response:** No action is required. However if you desire or require ARM services you should review your ARM definitions to ensure that you have configured it correctly.

---

**BBOU0614I ARM DETECTED A FAILURE AND IS RESTARTING THIS SERVER**

**Explanation:** When ARM detects a failure it will restart the server. This message is informing you that an ARM restart is occurring.

**User Response:** No action is required. This message is just informational and may assist in debugging restart error scenarios.

---

**BBOU0615E ARM REGISTRATION FAILED - ARM COUPLE DATASET FULL**

**Explanation:** During registration with ARM the ARM couple dataset has become full. The ARM registration fails and the server continues to come up.

**User Response:** Because WebSphere for z/OS has several address spaces registering with ARM you may not have defined the ARM couple dataset large enough to handle all of the ARM registrations. You should consult the ARM documentation and increase the size of the ARM couple dataset.

---

**BBOU0616I ARM REGISTRATION FAILED - ARM DETECTED A DUPLICATE NAME**

**Explanation:** During registration with ARM the name used was already registered somewhere else in the sysplex. The server continues to come up.

**User Response:** No action is required. However if you desire or require ARM services you should review your WebSphere for z/OS server names to ensure that they are unique in a sysplex. In a nondata sharing sysplex where more than one WebSphere for z/OS image is started ARM cannot be used.

---

**BBOU0617I ARM READY FAILED - ARM TIMEOUT EXCEEDED**

**Explanation:** WebSphere for z/OS issued the ARM READY call and ARM waited the amount of time defined in the ARM policy. The registered server did not become ready before the timeout expired. The server continues to come up and may experience additional errors due to its dependent servers not being ready.

**User Response:** In general you should investigate what is causing the address spaces not to become ready. Alternatively you can review your ARM policy and increase the timeout values.

---

**BBOU0618W ARM READY FAILED - SERVER NOT REGISTERED**

**Explanation:** WebSphere for z/OS issued the ARM READY call but the server had not been registered before. Activation failed. The server continues to come up and may experience additional errors due to its dependent servers not being ready.

**User Response:** In general you should investigate what is causing the address spaces not being registered

---

**BBOU0619I ARM WAITPRED FAILED - ARM TIMEOUT EXCEEDED**

**Explanation:** WebSphere for z/OS issued the ARM WAITPRED call and ARM waited the amount of time defined in the ARM policy. The dependent server did not become ready before the timeout expired. The server will continue to come up and may experience additional errors due to its dependent servers not being ready.

**User Response:** In general you should investigate what is causing the dependent server not to become ready. Alternatively you can review your ARM policy and increase the timeout values.

---

## Messages — General (BBOJxxxx, BBOUxxxx, WRASxxxx)

---

### **BBOU0620E** COMMAND IGNORED, STOP COMMAND ALREADY ISSUED FOR SERVER *string*

**Explanation:** The MVS STOP console command or the System Management EUI STOP command has already been issued for this server. Subsequent commands are ignored. Suggested Action: Wait for the current stop processing to complete or escalate to an EUI Cancel or MVS console Modify Cancel command.

**User Response:**

---

### **BBOU0621E** COMMAND IGNORED, MODIFY CANCEL COMMAND ALREADY ISSUED FOR SERVER *string*

**Explanation:** The MVS Modify Cancel console command or the System Management EUI Cancel command has already been issued for this server. Subsequent commands are ignored. Suggested Action: Wait for the current cancel processing to complete

**User Response:**

---

### **BBOU0622E** STOP AND MODIFY COMMANDS ARE NOT SUPPORTED FOR CBSERIES SERVER REGIONS

**Explanation:** The MVS Stop and Modify commands are not supported by Server Regions. You may shut down server regions either by stopping their owning control region or through the use of the VARY WLM command. Suggested Action: The command is ignored, consider one of the alternatives described in the Explanation.

**User Response:**

---

### **BBOU0623E** Delete ACEE (IRRSIA00) failed with SAF Return Code=*dstring*, RACF Return Code=*dstring*, RACF Reason Code=*dstring*.

**Explanation:** The delete ACEE callable security service failed with the indicated decimal return and reason codes.

**User Response:** See return codes for IRRSIA00 in the Security Server (RACF) Callable Services or equivalent reference for other security products. Ref: OS/390 V2R6.0 Security Server (RACF) Callable Services Document Number: GC28-1921-0x add line feed in first line to make it easier for NLS

---

### **BBOU0624I** THE FOLLOWING NUMBER OF MESSAGES WERE WRITTEN TO CERR PRIOR TO CONNECTING TO LOGSTREAM: *dstring*.

**Explanation:** Before WebSphere could successfully connect to the log stream there were a number of messages to be recorded which had to be redirected to CERR.

**User Response:** Check job log for messages.

---

### **BBOU0625E** CBSERIES DAEMON *string* UNABLE TO RUN AUTHORIZED

**Explanation:** WebSphere for z/OS Daemon and Control Regions must run authorized. However, the space has detected that it is not. The space ends in error.

**User Response:** The most probable cause of this is a dataset in the Steplib for the proc that is not in the APF list.

---

### **BBOU0626E** CBSERIES CONTROL REGION *string* UNABLE TO RUN AUTHORIZED

**Explanation:** WebSphere for z/OS Daemon and Control Regions must run authorized. However, the space has detected that it is not. The space ends in error.

**User Response:** The most probable cause of this is a dataset in the Steplib for the proc that is not in the APF list.

---

### **BBOU0627E** Configuration import error in file '*string*'.No version element found.

**Explanation:** While importing the configuration, a version element could not be found in the xml file. Suggested Action: Make sure the config.xml you are trying to import is not corrupted and that it contains the version element declaration and data.

**User Response:**

---

---

**BBOU0628E WS BOOTSTRAP IS APPLIED TO BOOTSTRAPPED DB. APPLY BBOMCRDB FIRST**

**Explanation:** SM bootstrap has been applied to a completely bootstrapped database.

**User Response:** The system management database must be redefined by using the BBOMCRDB and BBOBIND jobs. Additional information can be found in in the Installation and Customization book in the chapter which addresses installing and running WebSphere for the first time.

---

**BBOU0629W ERROR ENCOUNTERED DURING SYSTEMS MANAGEMENT ATTEMPT TO STOP SERVER**  
*string.*

**Explanation:** A Stop command was entered for the Systems Management server which in turn stops all other WebSphere servers on the system as the Systems Management sever. In issuing the stop for the server whose name is in the message an error was encountered.

**User Response:** Either the named server has simply already ended in which case no action is required or there is some problem with the server which may require you to cancel it to allow the stop of the Systems Management server to complete. Look for the server whose specific server name is given in the message to determine which case you are in. Specific server name is a parameter provided to the server when it is started.

---

**BBOU0630I OTHER CB SERVERS HAVE STOPPED, STOP OF SYSTEMS MANAGEMENT CONTINUES.**

**Explanation:** When a Stop command is issued for the WebSphere Systems Management server the Systems Management server stops all other WebSphere servers on this system. The Systems Management server waits for all the WebSphere servers to stop before continuing to shut down. This message indicates that all WebSphere servers are down and that the Systems Management server will now continue to its own termination.

**User Response:** None.

---

**BBOU0631I CONTINUATION** *dstring* **FOR** *string* **ON TCB=***hstring*

**Explanation:** A message was issued that requires more than 10 lines. This message is issued to continue displaying the data for the indicated message 9 lines at a time.

**User Response:** None.

---

**BBOU0632E JVM EXIT API DRIVEN. JVM EXITING WITH CODE=***dstring*

**Explanation:** JVM exit API has been driven with the specified error code, indicating that the JVM is ending abnormally.

**User Response:** Save the error code for IBM service. Look for other accompanying error messages (BBOU0631E) in the error log.

---

**BBOU0633E JVM ABORT API DRIVEN. JVM ABORTING.**

**Explanation:** JVM abort API has been driven.

**User Response:** Look for other accompanying error messages (BBOU0631E) in the error log.

---

**BBOU0634I JVM LOGMSG:***string*

**Explanation:** This is a messages written by the JVM that has been captured in the error log as a result of setting the environment variable JVM\_LOGFILE=1. The message may or may not be an error message.

**User Response:** None. These messages may be requested by IBM service.

---

**BBOU0635E CB FAILED TO ALLOCATE MEMORY FOR BLOB DATA**

**Explanation:** SM failed to allocate enough memory for BLOB data

**User Response:** Increase the memory available to the program and try the operation again.



## Messages — General (BBOJxxxx, BBOUxxxx, WRASxxxx)

---

**BBOU0636E** Thread Type (*dstring*) *string*.

**Explanation:** Threads of a type restarted 5 or more times.

**User Response:** None.

---

**BBOU0637E** initACEE (IRRSIA00) failed to convert SSL certificate with SAF Return Code=*dstring*, RACF Return Code=*dstring*, RACF Reason Code=*dstring*.

**Explanation:** The initACEE callable security service failed to convert an SSL Client Certificate with the indicated decimal return and reason codes.

**User Response:** See return codes for initACEE (IRRSIA00) in the Security Server (RACF) Callable Services or equivalent reference for other security products. Security Server reference documentation for initACEE include: OS/390 Security Server (RACF) Security Administrator's Guide and OS/390 Security Server (RACF) Callable Services for initACEE service call return and reason codes. Ref: OS/390 V2R6.0 Security Server (RACF) Callable Services Document Number: GC28-1921-05

---

**BBOU0638E** Function *string* failed with RV=*dstring*, RC=*dstring*, RSN=*hstring*, [*string*] hostname/ip: *string*

**Explanation:** WebSphere for z/OS issued the indicated function and that function completed with a decimal return value indicated by RV, a decimal return code indicated by RC, and a hexadecimal reason code indicated by RSN.

**User Response:** See the OS/390 C++ Run-Time Library Reference or the UNIX System Services Messages and Codes for descriptions of the returned value and codes. Correct the error. If the problem persists, contact your next level of support or the IBM Support Center.

---

**BBOU0639E** Function *string* failed with RV=*dstring*, RC=*dstring*, RSN=*hstring*, [*string*] hostname/ip: *string* port: *dstring*

**Explanation:** WebSphere for z/OS issued the indicated function and that function completed with a decimal return value indicated by RV, a decimal return code indicated by RC, and a hexadecimal reason code indicated by RSN.

**User Response:** See the OS/390 C++ Run-Time Library Reference or the UNIX System Services Messages and Codes for descriptions of the returned value and codes. Correct the error. If the problem persists, contact your next level of support or the IBM Support Center.

---

**BBOU0640E** A DCE IOR component tag is too small to contain all its required information.

**Explanation:** WebSphere for z/OS was not able to interpret a DCE IOR component tag. Its size was too small to hold all the required fields that are defined for this tag.

**User Response:** This message indicates that a client process can not interpret a security component tag. This will cause the client to skip this security method and may cause the client to fail when connecting to the server. If the problem persists, contact your next level of support or the IBM Support Center.

---

**BBOU0641E** There is no DCE principal name in a DCE IOR component tag.

**Explanation:** WebSphere for z/OS was not able to interpret a DCE IOR component tag because it did not contain a server's principal name.

**User Response:** This message indicates that a client process can not interpret a security component tag. This will cause the client to skip this security method and may cause the client to fail when connecting to the server. If the problem persists, contact your next level of support or the IBM Support Center.

---

**BBOU0642E** The DCE principal name contained in a DCE IOR component tag has an invalid length of *dstring*.

**Explanation:** WebSphere for z/OS was not able to interpret a DCE IOR component tag because the length of the DCE server principal field was invalid.

**User Response:** This message indicates that a client process can not interpret a security component tag. This will cause the client to skip this security method and may cause the client to fail when connecting to the server. If the problem persists, contact your next level of support or the IBM Support Center.

---



---

**BBOU0643E** A DCE IOR component tag does not contain a required field and can not be interpreted.

**Explanation:** WebSphere for z/OS was not able to interpret a DCE IOR component tag because it was not large enough to hold all its required fields.

**User Response:** This message indicates that a client process can not interpret a security component tag. This will cause the client to skip this security method and may cause the client to fail when connecting to the server. If the problem persists, contact your next level of support or the IBM Support Center.

---

**BBOU0644E** An SSL IOR component tag is too small to contain all its required information.

**Explanation:** WebSphere for z/OS was not able to interpret an SSL IOR component tag. Its size was too small to hold all the required fields that are defined for this tag.

**User Response:** This message indicates that a client process can not interpret a security component tag. This will cause the client to skip this security method and may cause the client to fail when connecting to the server. If the problem persists, contact your next level of support or the IBM Support Center.

---

**BBOU0645E** A Basic Authentication IOR component tag is too small to contain all its required information.

**Explanation:** WebSphere for z/OS was not able to interpret a basic authentication IOR component tag. Its size was too small to hold all the required fields that are defined for this tag.

**User Response:** This message indicates that a client process can not interpret a security component tag. This will cause the client to skip this security method and may cause the client to fail when connecting to the server. If the problem persists, contact your next level of support

---

**BBOU0646E** A Basic Authentication IOR component tag has an invalid length for its realm or principal field.

**Explanation:** WebSphere for z/OS was not able to interpret a basic authentication IOR component tag because it was not large enough to hold all its required fields.

**User Response:** This message indicates that a client process can not interpret a security component tag. This will cause the client to skip this security method and may cause the client to fail when connecting to the server. If the problem persists, contact your next level of support or the IBM Support Center.

---

**BBOU0647W** The RACF SOMDOBJs class has been found to be inactive during security method Authorization check. Contact your system administrator. SAF Ret Code (hex) : *hstring* RACF Ret Code (hex) : *hstring* RACF Reason Code (hex) : *hstring*

**Explanation:** WebSphere for z/OS was not able to complete a security methAuth check because the RACF SOMDOBJs class is inactive. Contact your system administrator or the IBM Support Center. Ref: OS/390 V2Rx.0 Security Server RACROUTE Macro Reference Document Number: GC28-1922-0y

**User Response:**

---

**BBOU0648E** The RACF SOMDOBJs class has encountered an error during security method Authorization check. Contact your system administrator. SAF Ret Code (hex) : *hstring* RACF Ret Code (hex) : *hstring* RACF Reason Code (hex) : *hstring*

**Explanation:** WebSphere for z/OS was not able to complete a security methAuth check because the RACF SOMDOBJs class is inactive. Contact your system administrator or the IBM Support Center. Ref: OS/390 V2Rx.0 Security Server RACROUTE Macro Reference Document Number: GC28-1922-0y Use CAPS for NLS translation

**User Response:**

---

**BBOU0649E** NO ACTIVE CONVERSATION OBJECT FOR LEVEL *dstring*.

**Explanation:** The SM server could not find the active conversation object.

**User Response:** Check accompanying messages for more details, and systems management database for conversation object. Use CAPS for NLS translation

## Messages — General (BBOJxxxx, BBOUxxxx, WRASxxxx)

---

**BBOU0650E NO ACTIVE LEVEL OBJECT, LEVEL NUMBER = *dstring*.**

**Explanation:** The SM server could not find the active level object.

**User Response:** Check accompanying messages for more details, and systems management database for level object. Use CAPS for NLS translation

---

**BBOU0651E UNABLE TO OBTAIN SYSTEM PARAMETER *string***

**Explanation:** The SM server could not obtain the specified system parameter.

**User Response:** Check accompanying messages for more details. Use CAPS for NLS translation

---

**BBOU0652E NAMING REGISTRATION FAILED FOR SERVER *string***

**Explanation:** Naming registration failed for the specified server. As applications installed on the server do not work properly without being registered in naming, the server must be abended.

**User Response:** Check accompanying messages in the job log of the System Management server region that processed naming registration for more details. Use CAPS for NLS translation

---

**BBOU0653I Authentication failed.**

**Explanation:** There was a failure to complete the authentication process. The client request will continue but will fail later with a no permission exception.

**User Response:** Examine the logs for the reason(s) that the authentication failed, and take the appropriate action. Try the operation again. If the problem persists, report it to your next level of support or the IBM Support Center.

---

**BBOU0654I An SSL Kerberos GSS\_API authentication request failed with a *string* exception, and a minor code of *hstring*.**

**Explanation:** A WebSphere client was unable to complete an SSL Kerberos GSS\_API authentication sequence with a server.

**User Response:** Take appropriate actions based on the exception reported in the message and try the operation again. If the problem persists, report it to your next level of support or the IBM Support Center.

---

**BBOU0655I The length *dstring* of a Kerberos principal name returned from a SAF R\_kerbinfo call for the user *string* exceeds the maximum allowable length.**

**Explanation:** WebSphere for z/OS was not able to interpret the length of the principal name from the buffer that was returned from a R\_kerbinfo call.

**User Response:** This message indicates that a client process can not interpret the results from a R\_kerbinfo call. This will cause the client to skip the SSL Kerberos GSS\_API method of authentication and may cause the client to fail when connecting to the server. If the problem persists, contact your next level of support or the IBM Support Center.

---

**BBOU0656I CB Series was unable to find the Kerberos principal associated with the user *string*.**

**Explanation:** WebSphere for z/OS was not able to find the Kerberos principal name that was returned from a call to R\_kerbinfo.

**User Response:** This message indicates that the process can not interpret the results from a R\_kerbinfo call. This will cause the process to skip the SSL Kerberos GSS\_API method of authentication. If the problem persists, contact your next level of support or the IBM Support Center.

---

**BBOU0657I SSL/Kerberos initialization failed for user *string*, because RACF is not installed. API: *string*. SAF code = *dstring*, RACF ret code = *dstring*, RACF rsn code = *dstring*.**

**Explanation:** During initialization, WebSphere was unable to extract the Kerberos information from the KERB segment of the user profile because RACF is not installed.

**User Response:** RACF must be installed before WebSphere can use Kerberos security. Install RACF and define KERB

segments for those users that will be using Kerberos security. The SAF and RACF codes are documented in the OS/390 Security Server Callable services book.

---

**BBOU0658I** SSL/Kerberos initialization failed for user *string*, because it has been revoked. API: *string*. SAF code = *dstring*, RACF ret code = *dstring*, RACF rsn code = *dstring*.

**Explanation:** During initialization, WebSphere was unable to extract the Kerberos information from the KERB segment of the user profile because the user has been revoked.

**User Response:** Contact your security administrator and have the user reinstated. The SAF and RACF codes are documented in the OS/390 Security Server Callable services book.

---

**BBOU0659I** SSL/Kerberos initialization failed for user *string*, because it has been revoked by this call. API: *string*. SAF code = *dstring*, RACF ret code = *dstring*, RACF rsn code = *dstring*.

**Explanation:** During initialization, WebSphere was unable to extract the Kerberos information from the KERB segment of the user profile because the user has been revoked by the call.

**User Response:** Contact your security administrator and have the user reinstated. The SAF and RACF codes are documented in the OS/390 Security Server Callable services book.

---

**BBOU0660I** SSL/Kerberos initialization failed for user *string*, because of an internal error. API: *string*. SAF code = *dstring*, RACF ret code = *dstring*, RACF rsn code = *dstring*.

**Explanation:** During initialization, WebSphere was unable to extract the Kerberos information from the KERB segment of the user.

**User Response:** This is a internal error. If the problem persists, contact your next level of support or the IBM Support Center. The SAF and RACF codes are documented in the OS/390 Security Server Callable services book.

---

**BBOU0661I** SSL/Kerberos initialization failed for user *string*, because of an internal error. API: *string*. SAF code = *dstring*, RACF ret code = *dstring*, RACF rsn code = *dstring*.

**Explanation:** During initialization, WebSphere was unable to extract the Kerberos information from the KERB segment of the user.

**User Response:** This is a internal error. If the problem persists, contact your next level of support or the IBM Support Center. The SAF and RACF codes are documented in the OS/390 Security Server Callable services book.

---

**BBOU0662I** SSL/Kerberos initialization failed for user *string*, because of an internal SAF error. API: *string*. SAF code = *dstring*, RACF ret code = *dstring*, RACF rsn code = *dstring*.

**Explanation:** During initialization, WebSphere was unable to extract the Kerberos information from the KERB segment of the user due to an internal SAF error.

**User Response:** This is a internal error. If the problem persists, contact your next level of support or the IBM Support Center. The SAF and RACF codes are documented in the OS/390 Security Server Callable services book.

---

**BBOU0663I** SSL/Kerberos initialization failed for user *string*, because of an internal SAF error. API: *string*. SAF code = *dstring*, RACF ret code = *dstring*, RACF rsn code = *dstring*.

**Explanation:** During initialization, WebSphere was unable to extract the Kerberos information from the KERB segment of the user due to an internal SAF error.

**User Response:** This is a internal error. If the problem persists, contact your next level of support or the IBM Support Center. The SAF and RACF codes are documented in the OS/390 Security Server Callable services book.

---

**BBOU0664I** SSL/Kerberos initialization failed for user *string*, because the user does not have a KERB segment. API: *string*. SAF code = *dstring*, RACF ret code = *dstring*, RACF rsn code = *dstring*.

**Explanation:** During initialization, WebSphere was unable to extract the Kerberos information from the KERB segment of the user profile because the user is not defined to Kerberos.

**User Response:** The user must have a SAF KERB segment defined to use Kerberos security. Have your security

## Messages — General (BBOJxxxx, BBOUxxxx, WRASxxxx)

administrator define the user to Kerberos. The SAF and RACF codes are documented in the OS/390 Security Server callable services book.

---

**BBOU0665I** SSL/Kerberos initialization failed for user *string*, because of an internal error. API: *string*. SAF code = *dstring*, RACF ret code = *dstring*, RACF rsn code = *dstring*.

**Explanation:** During initialization, WebSphere was unable to extract the Kerberos information from the KERB segment of the user.

**User Response:** This is a internal error. If the problem persists, contact your next level of support or the IBM Support Center. The SAF and RACF codes are documented in the OS/390 Security Server Callable services book.

---

**BBOU0666I** SSL/Kerberos initialization failed for user *string*, because the user is not defined. API: *string*. SAF code = *dstring*, RACF ret code = *dstring*, RACF rsn code = *dstring*.

**Explanation:** During initialization, WebSphere was unable to extract the Kerberos information from the KERB segment of the user profile because the user is not defined to SAF

**User Response:** The user must have a SAF KERB segment defined to use Kerberos security. Have your security administrator define the user to SAF then have him add a Kerberos segment to the user. The SAF and RACF codes are documented in the OS/390 Security Server callable services book.

---

**BBOU0667I** SSL/Kerberos initialization failed for user *string*, because of an internal SAF error. API: *string*. SAF code = *dstring*, RACF ret code = *dstring*, RACF rsn code = *dstring*.

**Explanation:** During initialization, WebSphere was unable to extract the Kerberos information from the KERB segment of the user due to an internal SAF error.

**User Response:** This is a internal error. If the problem persists, contact your next level of support or the IBM Support Center. The SAF and RACF codes are documented in the OS/390 Security Server Callable services book.

---

**BBOU0668I** SSL/Kerberos initialization failed for user *string*, because of an internal SAF error. API: *string*. SAF code = *dstring*, RACF ret code = *dstring*, RACF rsn code = *dstring*.

**Explanation:** During initialization, WebSphere was unable to extract the Kerberos information from the KERB segment of the user due to an internal SAF error.

**User Response:** This is a internal error. If the problem persists, contact your next level of support or the IBM Support Center. The SAF and RACF codes are documented in the OS/390 Security Server Callable services book.

---

**BBOU0670I** SSL/Kerberos initialization failed because the Kerberos API *string* failed with a status code of *hstring* - *string*.

**Explanation:** During initialization, a call to the indicated Kerberos API failed with the stated status code.

**User Response:** Take appropriate actions based on the status reported in the message and try the operation again. If the problem persists, report it to your next level of support or the IBM Support Center. The Kerberos status codes are documented in the OS/390 Network Authentication Administration book.

---

**BBOU0671I** Unable to allocate memory for a string.

**Explanation:** The WebSphere program was unable to obtain storage needed to hold information required for Kerberos security. The program will continue but Kerberos security will not be used.

**User Response:** When the program is restarted increase the amount of storage available to it. If the problem persists, report this error to your next level of support or the IBM Support Center.

---

**BBOU0672I** The Server control region was not able to locate a client Kerberos identity.

**Explanation:** The WebSphere server was not able to obtain the Kerberos delegated credentials of the client. Kerberos security will not be used for authentication.

**User Response:** This is an informational message only.

---

**BBOU0673I** SSL/Kerberos initialization failed because the Kerberos GSS\_API string failed. major status: *hstring - string* minor code: *hstring - string*

**Explanation:** During initialization, a call to the indicated Kerberos GSS\_API failed with the stated status codes.

**User Response:** Take appropriate actions based on the status reported in the message and try the operation again. If the problem persists, report it to your next level of support or the IBM Support Center. The Kerberos status codes are documented in the OS/390 Network Authentication Administration book.

---

**BBOU0674I** SSL/Kerberos initialization failed because the API SETENV failed with *errno dstring*.

**Explanation:** During initialization, the server control region was not able to set the environment variable KRB5\_SERVER\_KEYTAB to "1". In order for a server to participate in Kerberos security this environment variable must be set. The server will continue with its initialization but Kerberos security will not be used.

**User Response:** Take appropriate actions based on the *errno* in the message and try the operation again. If the problem persists, report it to your next level of support or the IBM Support Center.

---

**BBOU0675I** SSL/Kerberos initialization failed because the server could not find its associated Kerberos principal name.

**Explanation:** During initialization, the server control region was not able to determine what its associated Kerberos principal name is. The server will continue with its initialization but Kerberos security will not be used.

**User Response:** Check the server's log for messages that may relate to problem. Take appropriate actions based on the messages found and try the operation again. If the problem persists, report it to your next level of support or the IBM Support Center.

---

**BBOU0676I** SSL/Kerberos initialization failed because the server could not find its associated Default Kerberos realm.

**Explanation:** During initialization, the server control region was not able to determine what its associated Kerberos realm name is. The server will continue with its initialization but Kerberos security will not be used.

**User Response:** Check the server's log for messages that may relate to problem. Take appropriate actions based on the messages found and try the operation again. If the problem persists, report it to your next level of support or the IBM Support Center.

---

**BBOU0677I** SSL/Kerberos security initialization failed because the Kerberos API string failed with a status code of *hstring - string*.

**Explanation:** During initialization, a call to the indicated Kerberos API failed with the stated status code. The server will continue with its initialization but Kerberos security will not be used.

**User Response:** Take appropriate actions based on the status reported in the message and try the operation again. If the problem persists, report it to your next level of support or the IBM Support Center. The Kerberos status codes are documented in the OS/390 Network Authentication Administration book.

---

**BBOU0678I** SSL/Kerberos initialization failed because the Kerberos GSS\_API string failed. major status: *hstring - string* minor code: *hstring - string*

**Explanation:** During initialization, a call to the indicated Kerberos GSS\_API failed with the stated status codes. The server will continue with its initialization but Kerberos security will not be used.

**User Response:** Take appropriate actions based on the status reported in the message and try the operation again. If the problem persists, report it to your next level of support or the IBM Support Center. The Kerberos status codes are documented in the OS/390 Network Authentication Administration book.

---



## Messages — General (BBOJxxxx, BBOUxxxx, WRASxxxx)

---

**BBOU0679I** SSL/Kerberos server failed to authenticate this request because the Kerberos GSS\_API string failed.  
major status: *hstring - string* minor code: *hstring - string*

**Explanation:** During the processing of a request the Kerberos GSS\_API failed with the stated status codes. The server will not use Kerberos security for this request.

**User Response:** Take appropriate actions based on the status reported in the message and try the operation again. If the problem persists, report it to your next level of support or the IBM Support Center. The Kerberos status codes are documented in the OS/390 Network Authentication Administration book.

---

**BBOU0680I** The Kerberos principal name obtained from the authentication token has an invalid length of *dstring*.

**Explanation:** WebSphere for z/OS was not able to authenticate the client request because the length of the Kerberos principal name was larger than allowable.

**User Response:** This message indicates that a server process can not interpret a Kerberos principal that is associated with this request. Kerberos security will not be used for this request.

---

**BBOU0681I** The Kerberos principal name obtained from the authentication token can not be understood by the server.

**Explanation:** WebSphere for z/OS was not able to authenticate the client request because the Kerberos principal name was not understood by the server.

**User Response:** This message indicates that a server process can not interpret a Kerberos principal that is associated with this request. Kerberos security will not be used for this request. This is an internal error. If the problem persists, contact your next level of support or the IBM Support Center.

---

**BBOU0682I** SSL/Kerberos authentication failed for the principal *string*, because RACF is not installed. API: *string*. SAF code = *dstring*, RACF ret code = *dstring*, RACF rsn code = *dstring*.

**Explanation:** During Kerberos authentication, WebSphere was unable to obtain the SAF user associated with the Kerberos principal because RACF is not installed.

**User Response:** RACF must be installed before WebSphere can use Kerberos security. Install RACF and define KERB segments for those users that will be using Kerberos security. The SAF and RACF codes are documented in the OS/390 Security Server Callable services book.

---

**BBOU0683I** SSL/Kerberos authentication failed for the principal *string*, because of an invalid parameter. API: *string*. SAF code = *dstring*, RACF ret code = *dstring*, RACF rsn code = *dstring*.

**Explanation:** During Kerberos authentication, WebSphere was unable to obtain the SAF user associated with the Kerberos principal because of an internal error.

**User Response:** This is an internal error. If the problem persists, contact your next level of support or the IBM Support Center. The SAF and RACF codes are documented in the OS/390 Security Server Callable services book.

---

**BBOU0684I** SSL/Kerberos authentication failed for the principal *string*, because of an internal SAF error. API: *string*. SAF code = *dstring*, RACF ret code = *dstring*, RACF rsn code = *dstring*.

**Explanation:** During Kerberos authentication, WebSphere was unable to obtain the SAF user associated with the Kerberos principal because of a SAF internal error.

**User Response:** This is an internal error. If the problem persists, contact your next level of support or the IBM Support Center. The SAF and RACF codes are documented in the OS/390 Security Server Callable services book.

---

**BBOU0685I** SSL/Kerberos authentication failed for the principal *string*, because there is no mapping between the Kerberos principal and a RACF userid. API: *string*. SAF code = *dstring*, RACF ret code = *dstring*, RACF rsn code = *dstring*.

**Explanation:** During Kerberos authentication, WebSphere was unable to obtain the SAF user associated with the Kerberos principal because there is no mapping the Kerberos principal and a RACF userid.

**User Response:** Contact your security administrator and have the principal mapped to a RACF userid. The SAF and RACF codes are documented in the OS/390 Security Server Callable services book.

---

**BBOU0686I** SSL/Kerberos authentication failed for the principal *string*, because this server is not authorized to use the IRRSIM00 SAF service. API: *string*. SAF code = *dstring*, RACF ret code = *dstring*, RACF rsn code = *dstring*.

**Explanation:** During Kerberos authentication, WebSphere was unable to obtain the SAF user associated with the Kerberos principal because this server is not authorized to use the IRRSIM00 service.

**User Response:** Based on the return codes take corrective action and retry the request. If the problem persists, contact your next level of support or the IBM Support Center. The SAF and RACF codes are documented in the OS/390 Security Server Callable services book.

---

**BBOU0687I** SSL/Kerberos authentication failed for the principal *string*, because this server could not map the principal to a SAF user. API: *string*. SAF code = *dstring*, RACF ret code = *dstring*, RACF rsn code = *dstring*.

**Explanation:** During Kerberos authentication, WebSphere was unable to obtain the SAF user associated with the Kerberos principal.

**User Response:** Contact your security administrator and have the server authorized to the IRR.RUSERMAP FACILITY class. The SAF and RACF codes are documented in the OS/390 Security Server Callable services book.

---

**BBOU0688I** SSL/Kerberos the IOR tagged component for SSL Kerberos security was skipped because of an invalid length for the server realm name.

**Explanation:** During the processing of an IOR the length of the server's realm name in an SSL Kerberos GSS\_API tag could not be determined. The process continues but this form of security will not be used.

**User Response:** This is an internal error. If the problem persists, contact your next level of support or the IBM Support Center.

---

**BBOU0689I** SSL/Kerberos the IOR tagged component for SSL Kerberos security was skipped because of an invalid realm name.

**Explanation:** During the processing of an IOR the server's realm name in an SSL Kerberos GSS\_API tag could not be determined. The process continues but this form of security will not be used.

**User Response:** This is an internal error. If the problem persists, contact your next level of support or the IBM Support Center.

---

**BBOU0690I** SSL/Kerberos the IOR tagged component for SSL Kerberos security was skipped because of an invalid length for the server principal name.

**Explanation:** During the processing of an IOR the length of the server's principal name in an SSL Kerberos GSS\_API tag could not be determined. The process continues but this form of security will not be used.

**User Response:** This is an internal error. If the problem persists, contact your next level of support or the IBM Support Center.

---

**BBOU0691I** SSL/Kerberos the IOR tagged component for SSL Kerberos security was skipped because of an invalid server principal name.

**Explanation:** During the processing of an IOR the server's principal name in an SSL Kerberos GSS\_API tag could not be determined. The process continues but this form of security will not be used.

**User Response:** This is an internal error. If the problem persists, contact your next level of support or the IBM Support Center.

---



## Messages — General (BBOJxxxx, BBOUxxxx, WRASxxxx)

---

**BBOU0692I** Unable to load the Kerberos DLL EUVFKDLL. The Kerberos API krb5\_dll\_load failed with errno *dstring*.

**Explanation:** The WebSphere program was not able to load the Kerberos dynamic load library "EUVFKDLL". This DLL must be available on the system if Kerberos security is desired. The program will continue but Kerberos security will not be used.

**User Response:** The most likely reason for this is that Kerberos has not been installed on the system. If Kerberos security is desired, Kerberos must be installed and a Kerberos security server (SKRBKDC) must be active on the system. Ensure that Kerberos contains any service specified in the installation documentation for this level of WebSphere.

---

**BBOU0694I** NAMING REGISTRATION STARTED FOR SERVER *string*

**Explanation:** Naming registration started for the specified server. Message BBOU0695I will be issued when the processing is complete. In the meantime, the server is not fully operational. No client requests should be driven until naming registration is complete.

**User Response:** None. This message is for information only. Use CAPS for NLS translation

---

**BBOU0695I** NAMING REGISTRATION COMPLETED FOR SERVER *string*

**Explanation:** Naming registration completed for the specified server. The server is fully operational now.

**User Response:** None. This message is for information only. Use CAPS for NLS translation

---

**BBOU0696I** REGISTERING HOME *string* FOR SERVER *string*

**Explanation:** The specified home is registered in naming for the specified server.

**User Response:** None. This message is for information only. Use CAPS for NLS translation

---

**BBOU0697I** REGISTERING COMPONENT *string* FOR SERVER *string*

**Explanation:** The specified component is registered in naming for the specified server.

**User Response:** None. This message is for information only. Use CAPS for NLS translation

---

**BBOU0698I** REGISTERING SERVER *string*

**Explanation:** The specified server is registered in naming.

**User Response:** None. This message is for information only. Use CAPS for NLS translation

---

**BBOU0699I** DEREGISTERING HOME *string* FOR SERVER *string*

**Explanation:** The specified home is deregistered from naming for the specified server.

**User Response:** None. This message is for information only. Use CAPS for NLS translation

---

**BBOU0700I** DEREGISTERING COMPONENT *string* FOR SERVER *string*

**Explanation:** The specified component is deregistered from naming for the specified server.

**User Response:** None. This message is for information only. Use CAPS for NLS translation

---

**BBOU0701I** DEREGISTERING SERVER *string*

**Explanation:** The specified server is deregistered from naming.

**User Response:** None. This message is for information only.

---

**BBOU0702W LOAD FAILED FOR MODULE *string*.**

**Explanation:** During initialization of a WebSphere for z/OS server or client, an attempt was made to load the product module whose name is in the message text. The load module was not found. The server or client continues. The load module should be in the search path (STEPLIB, LPA, or Linklist).

**User Response:** Determine where the load module is and whether it should be in a STEPLIB, LPA or Linklist, correct the problem and restart the server or client.

---

**BBOU0703W FAILED TO FIND *string* FUNCTION IN MODULE *string*.**

**Explanation:** Failed attempting to get an address for the function. The load module does not contain the function.

**User Response:** Determine where the load module is being loaded from and ensure that it is the correct version. Correct the problem and restart the server or client.

---

**BBOU0704W Naming registration encountered already bound object *string***

**Explanation:** Naming registration tried to register an object that is already bound in name space. This might happen for two reasons: 1. Naming registration for the server has failed previously and is retried. 2. The same name as home/name as factory or JNDI name, respectively, has been used for different objects. The first case is part of normal operation and does not cause any problems. The second case is a problem and might show up as application failures when trying to resolve homes, create or narrow objects. It is strongly recommended to use the unique home/factory names Object Builder creates, or the unique JNDI name the SM administration EUI creates during reference resolution.

**User Response:** None. In case of subsequent application failures check name as home/factory and/or JNDI names for uniqueness.

---

**BBOU0705W An SSL certificate failed an internal conversion.**

**Explanation:** An internal conversion routine failed to convert an SSL Client Certificate to be handled by RACF.

**User Response:** The most likely reason for this code is that the incoming SSL certificate is malformed. Check the SSL certificate from the client to make sure it is valid. If the problem persists, contact the IBM Support Center.

---

**BBOU0706W Invalid or missing REM\_USERID or REM\_PASSWORD in the environmental file. If server allows it, client will run unauthenticated**

**Explanation:** Client security code is connecting to a server which prefers UserID/Password but there is no REM\_USERID or REM\_PASSWORD in the client's environmental file. If permitted, client will run unauthenticated.

**User Response:** Check the environmental file for these variables. If the problem persists, contact the IBM Support Center.

---

**BBOU0707W Function *string* failed with RC=*dstring*. System determined REASON=*string***

**Explanation:** WebSphere for z/OS failed as indicated and that function completed with a decimal return code indicated by RC. The first 'string' is the name of the function that failed. The second 'string' indicates the reason as to why it failed.

**User Response:** Consult the function in the OS/390 C++ Library Reference, or other appropriate OS/390 reference book for a description of this error. Correct the problem. If the problem persists, contact your next level of support or the IBM Support Center.

---

**BBOU0708W A verify for a MVS userid/password pair failed for userid *string* SAF code = *dstring*, RACF ret code = *dstring*, RACF rsn code = *dstring*.**

**Explanation:** A customer Application needed to verify a MVS user password combination. Their call to SAF failed because the ID or password was invalid.

**User Response:** Find return code and reason codes defined in OS/390 V2R4 Security Server (RACF) Callable Services or later documentation.

---

## Messages — General (BBOJxxxx, BBOUxxxx, WRASxxxx)

---

**BBOU0709E MSG\_BBOUENUS\_SEC\_EJBROLES\_CHECK\_FAILED: The requested EJBROLESAUTHCHECK(RACROUTE) function User *string* not permitted to method *string* via Allowed roles (*string*.)**

**Explanation:** EJB container called isClientInRole. The ID on the current thread did not have read access to any of the EJB Roles listed.

**User Response:** If this ID should have access change the SAF permissions. Otherwise, this is a normal denial of service.

---

**BBOU0710E Environment import error. Could not open environment file '*string*'**

**Explanation:** During an initial bootstrap the initial set of environment variables is read from the environment file. The attempt to open that file failed.

**User Response:** Make sure the file exists. If it is a link, follow the link and verify it can be resolved. Make sure the appropriate read permission flags are set. Open the file in an editor to verify it is not corrupted.

---

**BBOU0711E Environment import error while reading environment file '*string*'**

**Explanation:** During an initial bootstrap the initial set of environment variables is read from the environment file. The attempt to interpret the contents of that file failed.

**User Response:** Open the file in an editor and verify it is not corrupted.

---

**BBOU0712E Property conversion error while processing environment file**

**Explanation:** During an initial bootstrap the initial set of environment variables is read from the environment file. The attempt to convert the properties from an internal format into a sequence of strings failed.

**User Response:** This is a internal error. If the problem persists, contact your next level of support or the IBM Support Center.

---

**BBOU0713W The transaction with URID '*string*' has timed out after processing for more than *dstring* seconds. The transaction will be rolled back. The transaction XID is *string*.**

**Explanation:** A global transaction in which OTS was involved has exceeded its maximum processing time. The transaction was marked for rollback only. Any further method dispatches in this transaction will cause a CORBA::TRANSACTION\_ROLLEDBACK exception to be thrown.

**User Response:** Examine the application for a possible coding error. The transaction timeout value may have been explicitly set by the application to any value less than or equal to the value of the OTS\_MAXIMUM\_TIMEOUT environment variable. If a timeout was not explicitly set, it will default to the value in the OTS\_DEFAULT\_TIMEOUT environment variable. Additional information: If the URID is non-zero, additional information about the transaction and any involved resource managers can be obtained through the RRS panels. If the URID is zero, this server had not done any transactional work in this branch of the transaction. The XID, written in [gtrid:bqual:formatid] format, can also be used to determine additional information about the transaction in a distributed environment.

---

**BBOU0714E MSG\_BBOUENUS\_SEC\_UNABLE\_TO\_PERFORM\_EJBROLES\_CHECK: SAF Ret Code (hex) : *hstring*  
The requested FASTAUTHCHECK(RACROUTE) function could not be performed for Role Name *string* and Class Name *string***

**Explanation:** SAF Return Code reported by Security Manager - The requested METHAUTHCHECK (RACROUTE) function could not be performed Use the SAF Return Code in conjunction with the reported RACF Return Code to determine the cause of the problem. This SAF Return Code can have several different associated RACF Return Codes that further define the problem.

**User Response:** contact your next level of support or the IBM Support Center. Ref: OS/390 V2Rx.0 Security Server RACROUTE Macro Reference Document Number: GC28-1922-0y

---

---

**BBOU0715E** MSG\_BBOUENUS\_SEC\_REQUESTED\_EJBROLES\_CHECK\_FUNCTION\_FAILED: ; SAF Return Code (hex) : *hstring* The requested FASTAUTHCHECK function failed and could not be performed for Role Name *string* and Class Name *string*

**Explanation:** SAF Return Code reported by Security Manager - The requested METHAUTHCHECK (RACROUTE) function failed. Use the SAF Return Code in conjunction with the reported RACF Return Code to determine the cause of the problem. Some RACF Return Codes can have several different associated RACF Reason Codes that further define the problem. Use the SAF Return Code in conjunction with the reported RACF Return Code and RACF Reason Code to determine the cause of the problem.

**User Response:** contact your next level of support or the IBM Support Center. Ref: OS/390 V2Rx.0 Security Server RACROUTE Macro Reference Document Number: GC28-1922-0y

---

**BBOU0716E** MSG\_BBOUENUS\_SEC\_EJBROLES\_CHECK\_RELEASE\_PARAMETER\_ERRO: SAF Return Code (hex) : *hstring* FASTAUTHCHECK Release parameter error for Role Name *string* and Class Name *string*

**Explanation:** SAF Return Code reported by Security Manager This error indicates that the CHECK subparameter of the RELEASE keyword was specified on the execute form of the RACROUTE REQUEST=FASTAUTH macro, however, the list form of the macro does not have the same RELEASE parameter. Macro processing terminates.

**User Response:** contact your next level of support or the IBM Support Center. Ref: OS/390 V2Rx.0 Security Server RACROUTE Macro Reference Document Number: GC28-1922-0y

---

**BBOU0717E** ARM REGISTRATION FAILED - TIMEOUT

**Explanation:** ARM registration failed with a return code of 8 and a reason code of 5B8. This means that we took too long to restart and ARM gave up on us. We continue to start, but are now not registered with ARM.

**User Response:** If you want the server which issued this message to be restarted by ARM in the event of a failure, then you must stop and restart it.

---

**BBOU0718E** CB SERIES CONTROL REGION *string* NOT FOUND BY SERVER REGION.

**Explanation:** WebSphere for z/OS server region address spaces can not start without the Control Region they are associated with being active on the same system. The server which attempted to start was unable to its owning Control Region whose name is given in the message text. The server region terminates.

**User Response:** This can happen either because the server region was started as the owning Control Region was ending or because the server region was started manually instead of allowing WLM to start it and the input parameters were incorrect or the server was started on the wrong system. In the case of the owning Control Region terminating, this error is normal and can be ignored. If server regions are being started manually, check that the input parameters correspond to an active control region and that the server region was started on the same system as the control region which owns it. Note that server regions should only be started manually when running in WLM compatibility mode.

---

**BBOU0719E** Bootstrap error. Could not create default administrator

**Explanation:** During bootstrap, create of the Systems Management default administrator failed.

**User Response:** Check console messages and job log for further information on the error.

---

**BBOU0720E** Bootstrap error. Could not import configuration XML file

**Explanation:** During bootstrap, import of the configuration xml file failed.

**User Response:** Check console messages and job log for further information on the error.

## Messages — General (BBOJxxxx, BBOUxxxx, WRASxxxx)

---

### **BBOU0721E Bootstrap error. Could not create initial references**

**Explanation:** During bootstrap, create of the Systems Management initial references failed.

**User Response:** Check console messages and job log for further information on the error.

---

### **BBOU0722E Bootstrap error. Could not commit the imported configuration**

**Explanation:** During bootstrap, commit of the configuration imported from XML failed.

**User Response:** Check console messages and job log for further information on the error.

---

### **BBOU0723E Bootstrap error. Could not process previously installed EAR files**

**Explanation:** During bootstrap, processing of previously installed EAR files failed.

**User Response:** Check console messages and job log for further information on the error.

---

### **BBOU0724E Bootstrap error. Could not create the Systems Management name space**

**Explanation:** During bootstrap, create of the Systems Management name space failed.

**User Response:** Check console messages and job log for further information on the error.

---

### **BBOU0725E Bootstrap error. Could not create naming registration entries**

**Explanation:** During bootstrap, create of the naming registration entries for the imported configuration failed.

**User Response:** Check console messages and job log for further information on the error.

---

### **BBOU0726E Bootstrap error. Could not register CB servers in naming**

**Explanation:** During bootstrap, registration of the CB owned servers failed.

**User Response:** Check console messages and job log for further information on the error.

---

### **BBOU0727E Bootstrap error. Could not cleanup configuration**

**Explanation:** As last step of bootstrap, some housekeeping and cleanup is done in the Systems Management data base. This step failed.

**User Response:** Check console messages and job log for further information on the error.

---

### **BBOU0728E Bootstrap error. Could not get Systems Management server region SMO**

**Explanation:** Building a direct, non transactional server region object for Systems Management failed.

**User Response:** Check console messages and job log for further information on the error.

---

### **BBOU0729E Bootstrap error. Could not create upper tree structure for WS naming**

**Explanation:** During bootstrap, create of the upper tree structure for WS naming failed.

**User Response:** Check console messages and job log for further information on the error.

---

### **BBOU0730E RRS SERVICE 'string' FAILED WITH RETURN CODE=*hstring*.**

**Explanation:** WebSphere for z/OS failed in the resource recovery service indicated and that service completed with a hexadecimal return code indicated.

**User Response:** See return codes for resource recovery services in the MVS Programming: Resource Recovery book for additional information.

---

---

**BBOU0731E** Server Region could not send request/response because length of message (*dstring*) exceeded maximum (*dstring*).

**Explanation:** The size of the response to be sent from the server region back to the client exceeded the maximum length for local IIOF messages.

**User Response:** Try sending a smaller message.

---

**BBOU0732I** NAMING REGISTRATION: NOTHING TO DO FOR SERVER *string*

**Explanation:** Naming registration started for the specified server, but nothing needs to be registered.

**User Response:** None. This message is for information only.

---

**BBOU0733W** Unable to return response *string* to method *string* request from *string*

**Explanation:** WebSphere for z/OS experienced a communications error attempting to send a response to a client. The first string describes the response type (NO\_EXCEPTION, USER\_EXCEPTION, LOCATION\_FORWARD, or SYSTEM\_EXCEPTION). If the response type is SYSTEM\_EXCEPTION then the string also includes the exception type and minor code. The second string is the method name in the request for which a response was unable to be sent. The third string is host name and port number of the client for clients using TCP/IP. For a local client, this string contains the jobname and asid of the client address space.

**User Response:** This message is provided to document that the server was unable to respond to a client. This may be because the client has gone away, but it may also result in a client that is in a hang waiting for a response. This message provides you with the information needed to identify the problem in the event a client appears hung and wants to know if the server has failed trying to respond to a request.

---

**BBOU0734W** Returning response *string* to method *string* request from *string*

**Explanation:** WebSphere for z/OS is returning a system exception in a response to a client. The first string describes the exception type and minor code. The second string is the method name in the request. The third string is the host name and port number of the client for clients using TCP/IP. For a local client, this string contains the jobname and asid of the client address space.

**User Response:** This message simply serves to document that a system exception was returned to a particular client. In the event the client reports a problem, the error log could be searched using the client's hostname to find if a system exception was returned which may be related to the reported problem.

---

**BBOU0735E** Credential handling function *string* failed.

**Explanation:** An attempt to get or set a user credential failed.

**User Response:** Contact your next level of support or the IBM Support Center.

---

**BBOU0736E** Credential handling function *string* failed in Routine *string* with SAF Return Code (hex): *hstring*, RACF Return Code (hex): *hstring*, and RACF Reason Code (hex): *hstring*.

**Explanation:**

**User Response:**

---

**BBOU0737E** Credential handling function *string* failed in Routine *string* with returnCode (hex): *hstring*, SAF Return Code (hex): *hstring*, RACF Return Code (hex): *hstring*, and RACF Reason Code (hex): *hstring*. Check that class EJBROLE has defined a valid APPLDATA.

**Explanation:**

**User Response:**

---



## Messages — General (BBOJxxxx, BBOUxxxx, WRASxxxx)

---

**BBOU0738E** CEE3DMP FAILED WITH MESSAGE NUMBER: *dstring*

**Explanation:** Signal handler invoked CEE3DMP which failed.

**User Response:** See CEE3DMP documentation for a description of the message number. Most of the time an invalid option was specified on the BBODUMP\_CEE3DMP\_OPTIONS environment variable.

---

**BBOU0739I** WEBSHERE FOR Z/OS CONTROL REGION *string* NOT STARTING ON CONFIGURED SYSTEM  
*string*

**Explanation:**

**User Response:**

---

**BBOU0740I** WEBSHERE FOR Z/OS SERVER REGION *string* NOT STARTING ON CONFIGURED SYSTEM  
*string*

**Explanation:**

**User Response:**

---

**BBOU0741W** MSGINDEX\_BBOUENUS\_ROLE\_IS\_NOT\_DEFINED\_TO\_CLASS\_EJBROLE: SAF Ret Code (hex) :  
*hstring* and returnCode: *hstring* indicate that Role Name *string* is not defined to Class Name *string*,  
which is active

**Explanation:** SAF Return Code reported by Security Manager - The requested STATUS check on class EJBROLE returned true but it indicates that the role name provided is not defined to this class.

**User Response:** Make sure that the role name is RDEFINE to this class. If problem persist contact your next level of support or the IBM Support Center. Ref: OS/390 V2Rx.0 Security Server RACROUTE Macro Reference Document Number: GC28-1922-0y

---

**BBOU0742E** HTTP asynchio routine failed with RV=*dstring*, RC=*dstring*, RSN=*hstring*, [*string*].

**Explanation:** WebSphere for z/OS CTL region processing detected an error during HTTP asynchio processing. Asynchio processing failed with a decimal return value indicated by RV, a decimal return code indicated by RC, and a hexadecimal reason code indicated by RSN.

**User Response:** See the OS/390 C++ Run-Time Library Reference or the OS/390 OpenEdition Messages and Codes for descriptions of the returned value and codes. Correct the error. If the problem persists, contact your next level of support or the IBM Support Center.

---

**BBOU0743E** UTOKEN handling function *string* failed in request *string* with SAF Return Code (hex): *hstring*,  
RACF Return Code (hex): *hstring*, and RACF Reason Code (hex): *hstring*.

**Explanation:**

**User Response:**

---

**BBOU0744I** UR *string* IS NOW IN THE *string* STATE WITH RRS

**Explanation:** IBM Internal Only. This message is issued after a UR goes in-Doubt with RRS. It is only issued after this debug aid has been explicitly enabled with a modify command.

**User Response:** This is a internal error. If the problem persists, contact your next level of support or the IBM Support Center.

---

**BBOU0745I** The transaction with URID '*string*' and XID *string* has completed heuristicly.

**Explanation:** WebSphere for z/OS has detected that one or more resource managers involved in the global transaction, whose ID is displayed in the message, has indicated that some resources were assigned an outcome that was different than the overall outcome of the global transaction. For example, if the overall outcome of the transaction was commit, some of the resources that were involved in the transaction have been rolled back.



**User Response:** This message contains the transaction identifier for which the heuristic condition occurred. Review the RRS transaction logs via the ATRFPCMN dialog facility provided by z/OS, to determine which resources are inconsistent, and follow the procedures for that particular resource manager to restore or correct the state of those resources. Ref: MVS Programming: Resource Recovery. Document Number: GC28-1739-0y

---

**BBOU0746I** The transaction with URID '*string*' and XID *string* may have completed heuristically.

**Explanation:** WebSphere for z/OS has detected that one or more resource managers involved in the global transaction, whose ID is displayed in the message, may have assigned an outcome that was different than the overall outcome of the global transaction.

**User Response:** This message contains the transaction identifier for which the heuristic condition may have occurred. Review the RRS transaction logs via the ATRFPCMN dialog facility provided by z/OS, to determine if any resources are inconsistent, and follow the procedures for that particular resource manager to restore or correct the state of those resources. In addition, because this condition may have occurred when transactional optimizations were used, RRS may be unaware of the transactional outcome, because of a delegation of commit responsibilities to the single resource manager. In this case, the outcome of the single resource manager is unknown and a hazard condition exists. To determine the outcome, follow documented procedures for the given resource manager to determine the outcome or to correct any resources involved in the global transaction as displayed in this message. Ref: MVS Programming: Resource Recovery. Document Number: GC28-1739-0y

---

**BBOU0747I** TRANSACTION SERVICE RESTART INITIATED ON SERVER *string*

**Explanation:** The transaction services component has initiated transaction restart and recovery with RRS.

**User Response:** None.

---

**BBOU0748I** TRANSACTION SERVICE RESTART UR STATUS COUNTS FOR SERVER *string*:  
IN-BACKOUT=*dstring*, IN-DOUBT=*dstring*, IN-COMMIT=*dstring*

**Explanation:** The transaction services component has received restart units of recovery from RRS. The counts indicate the number of units of work with states at a previous server termination such that some recovery action must be performed during this restart. The IN-BACKOUT count specifies the number that were in the process of backing out. These must undergo recovery to restore resources modified by them to their previous consistent state. The IN-DOUBT count specifies the number that were interrupted between phase 1 and phase 2 of the commit process. These must undergo recovery to ensure resources modified by them are unavailable until their indoubt status is resolved. The IN-COMMIT count specifies the number that had started but not completed phase 2 of the commit process. These must undergo recovery to complete the commit process.

**User Response:** None.

---

**BBOU0749I** TRANSACTION SERVICE RESTART AND RECOVERY ON SERVER *string* IS COMPLETE

**Explanation:** The transaction services restart process has completed. All units of recovery have been resolved.

**User Response:** None.

---

**BBOU0750I** SERVER *string* IS COLD STARTING WITH RRS

**Explanation:** During the RRS log name exchange process, RRS indicated that no previous log name was set. When restart is initiated, no incomplete RRS units of recovery will be returned.

**User Response:** None.

---

**BBOU0751I** SERVER *string* IS WARM STARTING WITH RRS

**Explanation:** During the RRS log name exchange process, RRS indicated that a log name was previously set. When restart is initiated, some incomplete RRS units of recovery may be returned.

**User Response:** None.

---

## Messages — General (BBOJxxxx, BBOUxxxx, WRASxxxx)

---

**BBOU0752I** TRANSACTION SERVICE RESTART AND RECOVERY ON SERVER *string* IS COMPLETE. THE SERVER IS STOPPING.

**Explanation:** The transaction services restart process has completed. All units of recovery have been resolved.

**User Response:** None.

---

**BBOU0753I** TRANSACTION SERVICE RECOVERY PROCESSING FOR RRS URID '*string*' IN SERVER *string* IS COMPLETE.

**Explanation:** The transaction service restart processing for the given URID has completed.

**User Response:** None.

---

**BBOU0754D** OTS UNABLE TO RESOLVE ALL INCOMPLETE TRANSACTIONS FOR SERVER *string*. REPLY CONTINUE OR TERMINATE.

**Explanation:** The transaction service restart processing for the server running in restart and recovery mode was unable to resolve all incomplete transactions in the configured amount of time. This is generally due to a communications failure with a another server that was involved in the transaction. It is possible that unresolved transactions will prevent a successful restart with RRS on the server's configured system. If the server should continue its attempts to resolve incomplete transactions for the duration specified by the RECOVERY\_TIMEOUT environment variable, reply 'CONTINUE.' If the server should not continue its attempts to resolve incomplete transactions, a reply of 'TERMINATE' will stop the server. Information about the unresolved transactions can be found in the server's job output. This information can be used to resolve transactions using the RRS panels.

**User Response:**

---

**BBOU0755I** TRANSACTION SERVICE RESTART AND RECOVERY FOR SERVER *string* IS NOT COMPLETE. THE SERVER IS STOPPING DUE TO OPERATOR REPLY.

**Explanation:** The transaction services restart processing has not completed within the configured time. The operator has indicated (by reply) that the server should no longer attempt recovery. Some units of recovery have not been completed and forgotten.

**User Response:** None.

---

**BBOU0756I** TRANSACTION SERVICE RESTART AND RECOVERY FOR SERVER *string* IS CONTINUING DUE TO OPERATOR REPLY.

**Explanation:** The transaction services restart processing has not completed within the configured time. The operator has indicated (by reply) that the server should continue to attempt transaction completion for an additional duration time specified by the RECOVERY\_TIMEOUT environment variable.

**User Response:** None.

---

**BBOU0757I** TRANSACTION SERVICE RESTART AND RECOVERY FOR SERVER *string* IS STILL PROCESSING *dstring* INCOMPLETE UNIT(S) OF RECOVERY.

**Explanation:** The transaction services restart processing is still trying to resolve some incomplete restart units of recovery in restart and recovery mode. This message is issued at regular intervals to update the installation on the progress of the transaction recovery process.

**User Response:** None.

---

**BBOU0758W** SERVER *string* IN USE BY OTHER WEBSPHERE NODE IN SYSPLEX.

**Explanation:** If running with multiple WebSphere nodes in the same sysplex, server names on both nodes must differ. If they do not, this message is issued during System Management server instance startup. Note however, that this is the only point where the restriction on server name uniqueness is monitored. If you define new servers after System Management startup, you will not see warnings for duplicate server names in multiple WebSphere nodes.

**User Response:** Faithfully adhere to instructions in Installation and Customization on how to set up multiple WebSphere nodes in a sysplex. The best practice is to establish naming conventions for WebSphere servers, so that

each WebSphere node has a different prefix for its server names.

---

**BBOU0759E** Credential handling function *string* failed in USS callable service *string* with Return Value (hex): *hstring*, Return Code (hex): *hstring*, and Reason Code (hex): *hstring*.

**Explanation:**

**User Response:**

---

**BBOU0761W** UNABLE TO RESOLVE THE OUTCOME OF THE TRANSACTION BRANCH DESCRIBED BY URID: '*string*' XID FORMATID: '*string*' XID GTRID: '*string*' XID BQUAL: '*string*' BECAUSE THE OTS RECOVERY COORDINATOR FOR SERVER *string* ON HOST *string:dstring* COULD NOT BE REACHED.

**Explanation:** While in restart and recovery mode, WebSphere was not able to contact the recovery coordinator for the transaction branch with the XID provided. The host name and port were obtained from the IOR for the recovery coordinator. If the IOR points to a WebSphere/390 object, the server name was also written.

**User Response:** Ensure that the server and host can be reached by this WebSphere server. If connectivity can not be restored, the transaction information in this message can be used to manually resolve the outcome of the transaction with the RRS ISPF panels or the ATRSRV macro. Note that manually resolving the transaction can cause lead to mixed transaction outcomes across resource managers and servers.

---

**BBOU0762W** UNABLE TO PROVIDE THE SUBORDINATE OTS RESOURCE IN SERVER *string* ON HOST *string:dstring* WITH THE OUTCOME OF THE TRANSACTION DESCRIBED ON THIS SERVER BY URID: '*string*' XID FORMATID: '*string*' XID GTRID: '*string*' XID BQUAL: '*string*' BECAUSE THIS SERVER HAS BEEN UNABLE TO RESOLVE THE OUTCOME WITH A SUPERIOR NODE.

**Explanation:** While in restart and recovery mode, WebSphere was not able to contact the recovery coordinator for the transaction branch with the XID provided. Since the outcome could not be determined, this server could not provide a transaction resolution to the resources registered with the transaction coordinator on this server for the transaction branch with the XID information in this message.

**User Response:** None.

---

**BBOU0763W** UNABLE TO *string* THE SUBORDINATE OTS RESOURCE IN SERVER *string* ON HOST *string:dstring* FOR THE TRANSACTION DESCRIBED ON THIS SERVER BY URID: '*string*' XID FORMATID: '*string*' XID GTRID: '*string*' XID BQUAL: '*string*' OR ANOTHER RESOURCE INVOLVED IN THIS UNIT OF RECOVERY BECAUSE ONE OR MORE RESOURCES COULD NOT BE REACHED OR HAVE NOT YET REPLIED.

**Explanation:** While in restart and recovery mode, WebSphere was not able to successfully commit or rollback the resource involved in the transaction branch described by the XID information in this message. The outcome of the transaction has been determined but can not be completed until all subordinate OTS resources have been told the outcome.

**User Response:** Ensure that the server and host can be reached by this WebSphere server. If connectivity can not be restored, the transaction information in this message can be used to manually resolve the outcome of the transaction for the subordinate nodes. The OTS interests in the RRS UR with the provided URID can be removed with the RRS ISPF panels or the ATRSRV macro.

---

**BBOU0764W** UNABLE TO FORGET THE TRANSACTION WITH HEURISTIC OUTCOME DESCRIBED ON THIS SERVER BY URID: '*string*' XID FORMATID: '*string*' XID GTRID: '*string*' XID BQUAL: '*string*' BECAUSE THE SUPERIOR COORDINATOR FOR SERVER *string* ON HOST *string:dstring* HAS NOT INVOKED FORGET ON THE REGISTERED RESOURCE.

**Explanation:** While in restart and recovery mode, WebSphere was not told to forget an heuristic outcome for a transaction it was involved in. A transaction that is not forgotten is not complete as the RRS UR with the provided URID is still active.

**User Response:** Ensure that the server and host in this message can successfully connect this server. If connectivity can not be restored or the superior does not know of the heuristic outcome, the RRS ISPF panels or ATRSRV macro can be used to remove the OTS interests in the UR with the provided URID.

## Messages — General (BBOJxxxx, BBOUxxxx, WRASxxxx)

---

**BBOU0765I** SERVER *string*/*string* ACTIVE ON *string* AT LEVEL *stringstring*

**Explanation:**

**User Response:**

---

**BBOU0766E** UNRECOGNIZED OPTIONS ON MODIFY DISPLAY COMMAND

**Explanation:**

**User Response:**

---

**BBOU0767E** TOO MANY SPECIFIC TRACE POINTS HAVE BEEN SPECIFIED

**Explanation:**

**User Response:**

---

**BBOU0768E** OPEN PARENTHESIS FOUND WITHOUT CLOSE PARENTHESIS

**Explanation:**

**User Response:**

---

**BBOU0769E** TRACE POINT IDENTIFIER LENGTH INCORRECT

**Explanation:**

**User Response:**

---

**BBOU0770E** TRACE POINT IDENTIFIER CONTAINS NON-HEXADECIMAL VALUES

**Explanation:**

**User Response:**

---

**BBOU0771E** WEBSHERE DAEMON FAILED ACCESSING DB/2 (*hstring*)

**Explanation:**

**User Response:**

---

**BBOU0772E** NAMING REGISTRATION FAILED FOR COMPONENT *string* IN APPLICATION *string* ON SERVER *string*. THIS APPLICATION WILL NOT BE AVAILABLE UNTIL IT IS REINSTALLED WITH THE NAMING ERROR FIXED FOR THE COMPONENT.

**Explanation:** Naming registration failed for the specified component. As applications installed on the server do not work properly without being registered in naming, the application to which the component belongs will not function properly.

**User Response:** Delete the application that contains the component with the naming error, then reinstall the application in a new conversation with the corrected naming information for the component. Check accompanying messages in the job log of the System Management server region that processed naming registration for more details. Use CAPS for NLS translation

---

**BBOU0773I** THE COMMAND *string* MAY BE FOLLOWED BY ONE OF THE FOLLOWING KEYWORDS:

**Explanation:**

**User Response:**

---

BBOU0774I *string - string*

Explanation:

User Response:

---

BBOU0775E THE FINAL KEYWORD OF THE COMMAND *string* IS NOT RECOGNIZED, ALLOWABLE VALUES ARE:

Explanation:

User Response:

---

BBOU0776E KEYWORDS FOR THE DISPLAY COMMAND MUST BE SEPARATED FROM THE COMMAND BY A COMMA

Explanation:

User Response:

---

BBOU0777I SERVER ASID SYSTEM LEVEL

Explanation:

User Response:

---

BBOU0778I *string/string %4Xx string string*

Explanation:

User Response:

---

BBOU0781E THE *string* COMMAND HAS NO ADDITIONAL KEYWORDS

Explanation:

User Response:

---

BBOU0782I NO SERVERS ARE ACTIVE

Explanation:

User Response:

---

BBOU0783I END OF OUTPUT FOR COMMAND *string*

Explanation:

User Response:

---

BBOU0791I TRACE INFORMATION FOR SERVER *string/string*

Explanation:

User Response:

---

BBOU0792I *string*

Explanation:

User Response:

---

## Messages — General (BBOJxxxx, BBOUxxxx, WRASxxxx)

---

BBOU0793E AN EQUALS SIGN IS REQUIRED AFTER THIS KEYWORD

Explanation:

User Response:

---

BBOU0794E THIS MODIFY COMMAND REQUIRES NO ADDITIONAL KEYWORDS

Explanation:

User Response:

---

BBOU0795E THIS MODIFY COMMAND REQUIRES DATA FOLLOWING THE EQUALS SIGN. SPECIFY  
=HELP FOR HELP

Explanation:

User Response:

---

BBOU0800E NO CLOSING QUOTE WAS FOUND FOR THE TRACE GROUP NAME

Explanation:

User Response:

---

BBOU0801E NOTHING WAS FOUND AFTER A TRACE GROUP IN A LIST

Explanation:

User Response:

---

BBOU0802E SPECIFIED TRACE GROUP *string* CONTAINS NO DATA

Explanation:

User Response:

---

BBOU0803E EXTRA TEXT FOUND AFTER TRACE GROUP CLOSING QUOTE

Explanation:

User Response:

---

BBOU0804E TOO MANY LEVELS OF TRACE GROUPS

Explanation:

User Response:

---

BBOU0805E A COMMA IN A DISPLAY COMMAND MUST BE FOLLOWED BY A KEYWORD

Explanation:

User Response:

---

BBOU0806E TRACETOSYSPRINT= MUST BE FOLLOWED BY EITHER YES OR NO

Explanation:

User Response:

---

---

**BBOU0807I** MODIFY COMMAND *string* COMPLETED *string*

**Explanation:**

**User Response:**

---

**BBOU0808I** VALUE '*string*' SPECIFIED FOR *string* IS NOT VALID

**Explanation:**

**User Response:**

---

**BBOU0809I** Principal or service name is too long for audit.

**Explanation:** Either the service name or principal name for a user is too long for audit by the external security manager. The limit is 255 characters. Processing continues, but the principal name from the original registry is not included in audit records.

**User Response:** None.

---

**BBOU0810A** WEBSHERE INITIALIZATION CAN NOT PROCEED UNTIL RRS IS AVAILABLE.

**Explanation:** WebSphere for z/OS detected that RRS was not available. WebSphere requires RRS to be active and will not proceed with its initialization until RRS is available.

**User Response:** Start RRS. Once RRS has started, WebSphere for z/OS will continue with its initialization.

---

**BBOU0811A** RRS HAS BECOME UNAVAILABLE. WEBSHERE MUST BE RESTARTED.

**Explanation:** WebSphere for z/OS was notified that RRS is no longer available on this system and has terminated processing. RRS and WebSphere must be restarted before new work will be accepted.

**User Response:** WebSphere must be restarted on the system where RRS became unavailable.

---

**BBOU0812E** NAMING REGISTRATION ERROR(S) OCCURRED FOR ONE OR MORE APPLICATIONS ON SERVER *string*

**Explanation:** During naming registration for the specified server, naming registration errors occurred for one or more of the applications installed on the server.

**User Response:** Check accompanying messages in the job log of the System Management server region that processed naming registration for more details about which applications caused the naming registration errors. Check server region logs for the specified server for detailed information about the errors. Use CAPS for NLS translation

---

**BBOU0813A** FAILED TO OPEN HTTP TRANSPORT TRANSACTION CLASS MAPPING FILE *string*.

**Explanation:** WebSphere for z/OS was unable to open the file specified by the environment variable BBOC\_HTTPALL\_BBOC\_HTTPALL\_TCLASS\_FILE.

**User Response:** Make sure the file is correctly specified and the permissions are correct.

---

**BBOU0814A** HTTP TRANSPORT TRANSACTION CLASS MAPPING FILE *string* HAD PARSE ERRORS.

**Explanation:** WebSphere for z/OS detected parse errors in the file specified by the environment variable BBOC\_HTTPALL\_BBOC\_HTTPALL\_TCLASS\_FILE.

**User Response:** Check the WebSphere for z/OS error log for details.

---

**BBOU0815A** HTTP TRANSPORT TRANSACTION CLASS MAPPING FILE PARSE ERROR AT LINE=*dstring*.

**Explanation:** WebSphere for z/OS detected a syntax error with the TransClassMap entry at the specified line of the file specified by the environment variable BBOC\_HTTPALL\_BBOC\_HTTPALL\_TCLASS\_FILE.

**User Response:** Make sure the file is correctly specified and the permissions are correct.



## Messages — General (BBOJxxxx, BBOUxxxx, WRASxxxx)

---

**WRAS0001I** The following byte array of data was logged.

**Explanation:** None.

**User Response:** None.

---

**WRAS0002I** The following exception was logged.

**Explanation:** None.

**User Response:** None.

---

## Chapter 14. Messages — Direct Deployment Tool (BBOYxxxx)

This chapter describes the WebSphere for z/OS Direct Deployment Tool messages. These messages appear in the command line of the Direct Deployment Tool.

---

### BBOY0001I WebSphere for z/OS Direct Deployment Tool v4.04.0xx

**Explanation:** Version of the Direct Deployment Tool that you are running. The Direct Deployment Tool is also known as 390fy.

**User Response:** None.

---

### BBOY0002E 390fy command requires [file+ = at least one or more ear or war file(s) and/or dir(s) containing ear or war file(s). War files are only recognized if —context\_root option is used to specify context—root info.

**Explanation:** The 390fy tool requires as input [file+ where [file+ represents ONE of the following:

- one or more EAR files or WAR files
- one or more directories. If you specify one or more directories, 390fy conversion applies to all EAR or WAR files in the specified directories.

The 390fy tool recognizes WAR files only if you specify the WAR file context-root on the —context\_root option.

**User Response:** Rerun the 390fy tool with the following:

- Correct input options
- Either the correct input files or the correct input directories.

---

### BBOY0003W The *option\_name* option is no longer supported.

**Explanation:** The specified option is deprecated.

**User Response:** Do not use this option with the 390fy tool

---

### BBOY0004E The *option\_name* option may be specified no more than once.

**Explanation:** You cannot specify this option more than once in the 390fy tool.

**User Response:** Specify this option at most one time in the 390fy tool. For information on how to use this option, see *WebSphere Application Server V4.0.1 for z/OS and OS/390: System Management Scripting API, SA22-7839* manual.

---

### BBOY0005E The *option\_name* option requires argument(s).

**Explanation:** This specified option requires at least one argument.

**User Response:** Check the 390fy command that you issued, and ensure that you have at least one argument on the option specified. For information on how many arguments to specify for this option, see the *WebSphere Application Server V4.0.1 for z/OS and OS/390: System Management Scripting API, SA22-7839* manual.

---

### BBOY0006E The *file\_name* file does not exist.

**Explanation:** The 390fy tool cannot find the specified input file.

**User Response:** Check the following:

- Verify the specified input file exists and is valid.
- Ensure the directory path to the file exists and you specified the path correctly. (If you specify no directory path for the input file, the 390fy tool assumes the input file is in the current directory.)

## Messages — Direct Deployment Tool (BBOYxxxx)

---

**BBOY0007W** The *directory\_name* directory does not exist. Creating *directory\_name* directory including any necessary nonexistent subdirectories.

**Explanation:** The directory specified on `—d [dir]` option does not exist. This directory will be created along with any necessary nonexistent subdirectories.

**User Response:** None

---

**BBOY0008E** *String* is an invalid option or argument.

**Explanation:** This option or argument is invalid.

**User Response:** Check to make sure your input parameters meet the specification.

---

**BBOY0009E** Processing war file *file\_name* requires a context-root to be specified through `—context_root` option.

**Explanation:** No context-root was specified for the WAR file. The 390fy tool requires the context-root because the meta-information in the application.xml file requires a context-root for each WAR file.

**User Response:** Specify the context-root for the WAR file by using the `—context_root` option.

---

**BBOY0010E** Processing war file *file\_name* using context-root "*context-root*" failed.

**Explanation:** An unexpected exception occurred during WAR file processing.

**User Response:** Contact IBM for support.

---

**BBOY0011W** String is an invalid J2EE archive.

**Explanation:** The specified input file is not a valid J2EE™ archive.

**User Response:** Ensure this file is a valid J2EE archive, or, if you are running in batch mode, filter out non-J2EE archives.

---

**BBOY0012I** *Directory\_name* is the config directory.

**Explanation:** This is the configuration directory the 390fy tool uses to extract wrapper EJB™ JAR™ files and other utility JAR files.

**User Response:** None

---

**BBOY0013W** The `gen_wrapper` & `—add*` options are disabled due to unspecified/bad wrapper `ejbjar` directory via `—Dconfig.directory=[dir] java` option in 390fy script.

**Explanation:** There is a problem with the EJB JAR directory that you specified on the `—Dconfig.directoryJava™` option in the 390fy script.

**User Response:** Verify the following in your 390fy script:

- The EJB JAR directory on the `—Dconfig.directory` option is valid.
  - The EJB JAR directory contains the necessary JAR files. Reinstallation of the SM EUI can resolve this problem.
- 

**BBOY0014I** Utility jar file *jar\_name* is being added to ear file *ear\_name*.

**Explanation:** This utility JAR file is being added to the specified EJB file.

**User Response:** None

---

**BBOY0015E** Failed to add utility jar file *jar\_name* to the ear file *ear\_name*.

**Explanation:** An unexpected error occurred when the 390fy tool tried to add a JAR file to the specified EAR file.

**User Response:** Contact IBM support for assistance.

---

---

**BBOY0051E** During EJB —] JNDI name mapping, Ear file *ear\_name* failed to return an Appl object (application.xml).

**Explanation:** An unexpected error occurred during EJB to JNDI™ name mapping.

**User Response:** Gather stack trace information that follows this message and contact IBM support.

---

**BBOY0052E** During EJB —] JNDI name mapping, EjbJar file *ear\_name* failed to return an EjbJar object (ejb-jar.xml).

**Explanation:** An unexpected error occurred during EJB to JNDI name mapping.

**User Response:** Gather stack trace information that follows this message and contact IBM support.

---

**BBOY0053E** Loading EJB —] JNDI name mapping from properties file *file\_name* failed.

**Explanation:** An unexpected error occurred while reading EJB to JNDI name mapping from the specified properties file.

**User Response:** Gather stack trace information that follows this message and contact IBM support.

---

**BBOY0054E** Failed to list EJB —] JNDI name mapping for Ear file *file\_1* into *file\_2*.

**Explanation:** An unexpected error occurred while listing EJB to JNDI name mapping.

**User Response:** Gather stack trace information that follows this message and contact IBM support.

---

**BBOY0071E** During EjbRef —] JNDI name mapping, EjbJar file *file\_name* failed to return an EjbJar object (ejb-jar.xml).

**Explanation:** An unexpected error occurred during EjbRef to JNDI name mapping.

**User Response:** Gather stack trace information that follows this message and contact IBM support.

---

**BBOY0072E** Loading EjbRef —] JNDI name mapping from properties file *file\_name* failed.

**Explanation:** An unexpected error occurred while reading Enterprise Java™ Beans reference (EjbRef) to JNDI name mapping from the specified properties file.

**User Response:** Gather stack trace information that follows this message and contact IBM support.

---

**BBOY0073E** Failed to list EjbRef —] JNDI name mapping for Ear file *file\_1* into *file\_2*.

**Explanation:** An unexpected error occurred while listing EjbRef to JNDI name mapping.

**User Response:** Gather stack trace information that follows this message and contact IBM support.

---

**BBOY0074W** EjbRef *EjbRef\_name* contains an invalid ejb-link *ejb-link*, update your EjbJar file to correct this invalid ejb-link information.

**Explanation:** An invalid ejb-link entry was detected while resolving the EjbRef entry to its target EJB. The ejb-link entry does not map to any of the EJBs present.

**User Response:** Use an application assembly tool to update the invalid ejb-link.

---

**BBOY0075W** EjbRef *EjbRef\_name* contains an empty ejb-link, hence —ejbrefd cannot be used to automatically resolve this EJB reference.

**Explanation:** While resolving the EjbRef entry to its target EJB, an empty ejb-link entry was detected. The ejb-link entry must be filled in when you use the —ejbrefd option.

**User Response:** Use an application assembly tool to fill in the ejb-link entry.

---

## Messages — Direct Deployment Tool (BBOYxxxx)

---

**BBOY0091E** During ResourceRef —] ServerResName mapping, EjbJar file *file\_name* failed to return an EjbJar object (ejb-jar.xml).

**Explanation:** An unexpected error occurred during Resource Reference to Server Resource Name mapping.

**User Response:** Gather stack trace information that follows this message and contact IBM support.

---

**BBOY0092E** Loading ResourceRef —] ServerResName mapping from properties file *file\_name* failed.

**Explanation:** An unexpected error occurred while reading Resource Reference to Server Resource Name mapping from the properties file.

**User Response:** Gather stack trace information that follows this message and contact IBM support.

---

**BBOY0093E** Failed to list ResourceRef —] ServerResName mapping for Ear file *file\_1* into *file\_2*.

**Explanation:** An unexpected error occurred while listing Resource Reference to Server Resource Name mapping.

**User Response:** Gather stack trace information that follows this message and contact IBM support.

---

**BBOY0111E** During CMP ClassBytes Modifier init, EjbJar file *file\_name* failed to return an EjbJar object (ejb-jar.xml).

**Explanation:** An unexpected error occurred while initializing the CMP ClassBytes Modifier module.

**User Response:** Gather stack trace information that follows this message and contact IBM support.

---

**BBOY0112E** CMPHome class *class\_name* is NOT found in EjbJar file *EjbJar\_name*.

**Explanation:** The specified CMPHome class is NOT found for the specified EJB JAR file. The problem occurred during processing of the CMP ClassBytes Modifier module.

**User Response:** Re-run the 390fy tool by using the `—verbose` option to gather debug information, and contact IBM support.

---

**BBOY0113I** Processing CMPHome class *class\_name* using ClassFileManipulator in EjbJar file *EjbJar\_name*.

**Explanation:** The ClassFileManipulator module is processing the CMPHome class that is contained in the specified EJB JAR file.

**User Response:** None

---

**BBOY0114E** Processing CMPHome class *class\_name* using ClassFileManipulator in EjbJar file *EjbJar\_name* failed with error.

**Explanation:** An unexpected error occurred while processing the specified CMPHome class through the ClassFileManipulator module.

**User Response:** Re-run the 390fy tool by using the `—verbose` option to gather debug information, and contact IBM support.

---

**BBOY0115E** CMP JDBC Persister class *class\_name* is NOT found in EjbJar file *EjbJar\_name*.

**Explanation:** The CMP JDBC Persister class is NOT found for the specified EJB JAR file. The problem occurred during processing of the CMP ClassBytes Modifier module.

**User Response:** Re-run the 390fy tool by using the `—verbose` option to gather debug information, and contact IBM support.

---

---

**BBOY0116I** Processing CMP JDBC Persister class *class\_name* using ClassFileManipulator in EjbJar file *EjbJar\_name*.

**Explanation:** The ClassFileManipulator module is processing the CMP JDBC™ Persister class contained in the specified EJB JAR file.

**User Response:** None

---

**BBOY0117E** Processing CMP JDBC Persister class *class\_name* using ClassFileManipulator in EjbJar file *EjbJar\_name* failed with error.

**Explanation:** An unexpected error occurred while processing the specified CMP JDBC Persister class through the ClassFileManipulator module.

**User Response:** Re-run the 390fy tool by using the `—verbose` option to gather debug information, and contact IBM support.

---

**BBOY0131E** Failed to generate RMIC output directory *directory\_name* during MangledNameTablesGenerator init.

**Explanation:** An unexpected error occurred while creating the RMIC output directory during Mangled Name Table Generator initialization.

**User Response:** Re-run the 390fy tool by using the `—verbose` option to gather debug information, and contact IBM support.

---

**BBOY0132E** Failed to generate temporary java source file *file\_name* to avoid RMIC error caused by newer java source in EjbJarFile *EjbJar\_name*.

**Explanation:** An unexpected error occurred while creating a temporary Java source file. The temporary file was being created to avoid an RMIC error caused by a newer Java source file stored inside this EJB JAR file.

**User Response:** Re-run the 390fy tool by using the `—verbose` option to gather debug information, and contact IBM support.

---

**BBOY0133I** Generating mangled name tables for EjbJarFile *EjbJar\_name*.

**Explanation:** The Mangled Name Table files is being generated for the specified EJB JAR file.

**User Response:** None

---

**BBOY0134I** Generating mangled name tables for EjbJarFile *EjbJar\_name* using `==|command|==`.

**Explanation:** The Mangled Name Table files are being generated for the specified EJB JAR file by using the specified command. This information is useful for debugging purposes.

**User Response:** None

---

**BBOY0135E** Process Reader failed during Thread.sleep with *exception\_value* exception.

**Explanation:** An unexpected error occurred while processing Mangled Name Table files.

**User Response:** Re-run the 390fy tool by using the `—verbose` option to gather debug information, and contact IBM support.

---

**BBOY0136E** Failed to generate mangled name tables for EjbJarFile *EjbJar\_name* with return code value.

**Explanation:** An unexpected error occurred while generating the Mangled Name Table files for the specified EJB JAR file.

**User Response:** Re-run the 390fy tool by using the `—verbose` option to gather debug information, and contact IBM support.

---

## Messages — Direct Deployment Tool (BBOYxxxx)

---

**BBOY0137E** Exception or Error was thrown while generating mangled name tables for EjbJarFile *EjbJar\_name* with error\_value.

**Explanation:** An unexpected error occurred while generating Mangled Name Table files for this EJB JAR file.

**User Response:** Re-run the 390fy tool by using the `—verbose` option to gather debug information, and contact IBM support.

---

**BBOY0138E** Failed to replace mangled name table file *file\_name* for EjbJarFile *EjbJar\_name* due to error.

**Explanation:** An unexpected error occurred while replacing the old Mangled Name Table files inside this EJB JAR file.

**User Response:** Re-run the 390fy tool by using the `—verbose` option to gather debug information, and contact IBM support.

---

**BBOY0139I** Running finalize method of mangled name table generator *name*.

**Explanation:** The finalize method is being run for the specified Mangled Name Table generator module.

**User Response:** None

---

**BBOY0140E** Failed retrieving Home/Remote classes from EjbJarFile *EjbJar\_name* due to error.

**Explanation:** An unexpected error occurred while replacing old Mangled Name Table files inside this EJB JAR file.

**User Response:** Re-run the 390fy tool by using the `—verbose` option to gather debug information, and contact IBM support.

---

**BBOY0142E** Failed to add necessary runtime jars (j2ee.jar, ivjejb35.jar, vaprt.jar, etc) into the classpath due to unspecified config directory via `—Dconfig.directory=[dir] java` option in 390fy script.

**Explanation:** The configuration directory is not set properly for the Mangled Name Table generator to set up its classpath and proceed properly.

**User Response:** Check the following:

- Your 390fy script to make sure it was not modified accidentally
  - The configuration directory on the `—Dconfig.directory` option by re-running 390fy with the `—verbose` option specified
- 

**BBOY0171E** During EnvEntry -> EnvEntryValue mapping, EjbJar file {0} failed to return an EjbJar object (ejb-jar.xml).

**Explanation:** Unexpected error occurred during EnvEntry to EnvEntry value mapping.

**User Response:** Please gather stack trace information that follows this message and call IBM support.

---

**BBOY0172E** Loading EnvEntry -> EnvEntryValue mapping from properties file {0} failed.

**Explanation:** Unexpected error occurred while reading EnvEntry to EnvEntryValue mapping from properties file.

**User Response:** Please gather stack trace information that follows this message and call IBM support.

---

**BBOY0173E** EnvEntryValue {0} does not match its EnvEntryType of {1}.

**Explanation:** One of the EnvEntry contains an EnvEntryValue that does NOT match the correct EnvEntryType specified.

**User Response:** Please correct your EnvEntry that contains this error by assigning corresponding EnvEntryValue.

---



**BBOY0174E** Failed to list EnvEntry -> EnvEntryValue mapping for Ear file {0} into {1}.

**Explanation:** Unexpected error occurred while listing Environment Entry name to Environment Envtry value mapping.

**User Response:** Please gather stack trace information that follows this message and call IBM support.

---

**BBOY0075W** EjbRef {0} contains an empty ejb-link, but -ejbrefd was able to automatically resolve this EjbRef to {1} EJB.

**Explanation:** While resolving EjbRef to target EJB, an empty <ejb-link> was detected. The -ejbrefd option was able to automatically resolve ejb references to target Enterprise JavaBean.

**User Response:** None.

---

**BBOY0076W** EjbRef {0} contains an empty ejb-link, and -ejbrefd was NOT able to automatically resolve this EjbRef to an EJB due to ambiguity.

**Explanation:** While resolving EjbRef to target EJB, an empty <ejb-link> was detected. The -ejbrefd option was not able to automatically resolve ejb references to a unique Enterprise JavaBean due to ambiguity.

**User Response:** Ensure that EJB references are unique.

## Messages — Direct Deployment Tool (BBOYxxxx)

---

## Chapter 15. Messages — Dynamic Fragment Cache (DYNAxxxx)

This chapter describes the WebSphere for z/OS Dynamic Fragment Cache messages. These messages appear in the job log.

---

**DYNA0001E** The priority value was not a valid number for entry {0}. Use an integer instead of {1}.

**Explanation:** The user entered a non-integer or non-positive integer for the priority.

**User Response:** Change the priority value to a positive integer.

---

**DYNA0002E** The timeout value was not a valid number for entry {0}. Use an integer instead of {1}.

**Explanation:** The user entered a non-integer for the timeout.

**User Response:** Change the timeout value to a numeral integer.

---

**DYNA0003E** Not caching {0} due to misconfiguration.

**Explanation:** The servlet specified was incorrectly configured for an unknown reason.

**User Response:** Check that legal, non-contradictory values have been given, and that all required fields are specified.

---

**DYNA0004E** A default cache entry generator was created, but given no configuration information. This generator will use the URI with no parameters to generate cache IDs. This information should be set in the `servletcache.xml` file.

**Explanation:** A servlet was configured with trivial configuration information. This is legal, though unlikely correct, except for the simplest cases.

**User Response:** Verify that the servlet to be cached requires only the invocation URI to determine uniqueness.

---

**DYNA0005E** Duplicate `ExternalCacheGroup` entry for address {0}.

**Explanation:** None.

**User Response:** None.

---

**DYNA0006E** `ExternalCacheGroup` {0} was not found.

**Explanation:** The external cache group to which this servlet output should be forwarded, was not registered in the global cache properties.

**User Response:** Check the spelling of this external cache group. If correct, define this group in the global cache properties.

---

**DYNA0007E** Error initializing external cache adapter: {0}

**Explanation:** The specified error was thrown during external cache adapter initialization.

**User Response:** Identify the cause of the error from the error specific information provided in the message.

---

## Messages — Dynamic Fragment Cache (DYNAXxxx)

---

**DYNA0008E** CacheUnit no longer exists.

**Explanation:** A message was either sent or received from a cache unit that is no longer registered with this cache unit.

**User Response:** Verify that the specified cache unit should be active; if so, restart the unit.

---

**DYNA0009E** No element named {0} in document {1}.

**Explanation:** When parsing the configuration XML files, an expected XML element was not found.

**User Response:** Check the XML file format against the documentation, looking for a misconfiguration.

---

**DYNA0010E** No element named {0} in {1}.

**Explanation:** When parsing the configuration XML files, an expected XML element was not found.

**User Response:** Check the XML file format against the documentation, looking for a misconfiguration.

---

**DYNA0011E** Servlet cache file {0} not found; caching is disabled.

**Explanation:** The specified caching properties were not specified for this application server. Caching is disabled.

**User Response:** Build a cache configuration XML file with the specified name. See documentation for instructions on building this file.

---

**DYNA0012I** Dynamic servlet caching is enabled.

**Explanation:** Dynamic servlet caching is enabled.

**User Response:** None.

---

**DYNA0013I** Dynamic servlet caching is disabled.

**Explanation:** Dynamic servlet caching is disabled.

**User Response:** None.

---

**DYNA0014I** {0} is a cacheable URI

**Explanation:** A servlet or JSP were initialized that have a cache policy configured.

**User Response:** None.

---

**DYNA0015I** Dynamic Servlet Caching encountered an error: {0}

**Explanation:** General error message.

**User Response:** Debug the provided error.

---

**DYNA0016I** Dumped dynamic servlet caching statistics to: {0}

**Explanation:** Cache statistics were written to the specified file.

**User Response:** None.

---

**DYNA0017I** Joined group {0}

**Explanation:** This cache unit successfully joined a group of cooperating caches.

**User Response:** None.

---

**DYNA0018E Error loading ID Generator {0}**

**Explanation:** Error loading ID Generator.

**User Response:** Debug the provided error.

---

**DYNA0019E Error loading MetaData Generator {0}**

**Explanation:** Error loading MetaData Generator.

**User Response:** Debug the provided error.

---

**DYNA0020E Unable to cache {0}, request attributes are not serializable**

**Explanation:** Servlet output was marked as sharable between cache units, which requires that all request attributes be serializable.

**User Response:** Modify the cache policy for this servlet so that its output is not shared, or modify the application so that all request attributes are serializable.

## Messages — Dynamic Fragment Cache (DYNAxxxx)

---

## Chapter 16. Error (minor) codes

This chapter describes the WebSphere for z/OS error (minor) codes.

**Note:** Error (minor) codes not listed in this chapter should always be directly reported to the IBM Support Center.

---

### C9C20001

**Explanation:** IBM Internal Only

**User Response:** Contact the IBM Support Center.

---

### C9C20002

**Explanation:** IBM Internal Only

**User Response:** Contact the IBM Support Center.

---

### C9C20003

**Explanation:** IBM Internal Only

**User Response:** Contact the IBM Support Center.

---

### C9C20004

**Explanation:** IBM Internal Only

**User Response:** Contact the IBM Support Center.

---

### C9C20005

**Explanation:** IBM Internal Only

**User Response:** Contact the IBM Support Center.

---

### C9C20006

**Explanation:** IBM Internal Only

**User Response:** Contact the IBM Support Center.

---

### C9C20007

**Explanation:** WebSphere for z/OS attempted to retry the error from the signal handler but the current thread did not allow retry. The thread was terminated.

**User Response:** See previous messages for why the thread entered the signal handler.

---

### C9C20008

**Explanation:** WebSphere for z/OS terminated the process due to catching a non-retryable signal. The process was terminated.

**User Response:** See previous messages for why the thread entered the signal handler.

---

---

### C9C20009

**Explanation:** WebSphere for z/OS terminated the thread due to catching a non-retryable signal. The thread was terminated.

**User Response:** See previous messages for why the thread entered the signal handler.

---

### C9C2000A

**Explanation:** WebSphere for z/OS detected a bad assertion. A CORBA::INTERNAL exception is thrown.

**User Response:** Report the problem and accompanying information to your next level of support or the IBM Support Center.

---

### C9C2000C

**Explanation:** Failure during fseek of the header record (first record) of a log file. The header record is bad.

**User Response:** Run the error log utility program to initialize the error log data set and correct the problem. If the problem persists, report the problem and related information to your next level of support or the IBM Support Center.

---

### C9C20011

**Explanation:** IBM Internal Only

**User Response:** Contact the IBM Support Center.

---

### C9C20014

**Explanation:** IBM Internal Only

**User Response:** Contact the IBM Support Center.

---

### C9C20015

**Explanation:** IBM Internal Only

**User Response:** Contact the IBM Support Center.

---

### C9C20016

**Explanation:** IBM Internal Only

**User Response:** Contact the IBM Support Center.

---



## Error (minor) codes

---

### C9C20017

**Explanation:** IBM Internal Only

**User Response:** Contact the IBM Support Center.

---

### C9C20018

**Explanation:** IBM Internal Only

**User Response:** Contact the IBM Support Center.

---

### C9C20019

**Explanation:** IBM Internal Only

**User Response:** Contact the IBM Support Center.

---

### C9C2001A

**Explanation:** IBM Internal Only

**User Response:** Contact the IBM Support Center.

---

### C9C2001B

**Explanation:** IBM Internal Only

**User Response:** Contact the IBM Support Center.

---

### C9C2001C

**Explanation:** IBM Internal Only

**User Response:** Contact the IBM Support Center.

---

### C9C2001D

**Explanation:** IBM Internal Only

**User Response:** Contact the IBM Support Center.

---

### C9C2001F

**Explanation:** IBM Internal Only

**User Response:** Contact the IBM Support Center.

---

### C9C20020

**Explanation:** IBM Internal Only

**User Response:** Contact the IBM Support Center.

---

### C9C20021

**Explanation:** Too many specific trace points were specified. None of the trace points are set.

**User Response:** Use the TraceNone modify command to turn off all tracing and start over with fewer trace points or use more generic tracing.

---

---

### C9C20022

**Explanation:** Since a group of specific traces can lead to another group of specific traces, it is possible to create an infinite loop of definitions. To avoid this, there is a limit on the number of levels of nested definitions that are allowed. The additional trace points are not set.

**User Response:** Check the trace group definitions for a circular reference or reduce the number of layers of definitions.

---

### C9C20023

**Explanation:** An open parenthesis was found in the definition of specific trace points indicating a list follows, but no closing parenthesis was found. None of the trace points are set.

**User Response:** Add a closing parenthesis.

---

### C9C20024

**Explanation:** Trace group names are delimited by single quotes and a quote was found starting the name of a group, but no closing single quote was found to end it. None of the trace points are set.

**User Response:** Add a closing quote to the end of the group name and try the command again.

---

### C9C20025

**Explanation:** Trace group names are delimited by single quotes and a quote was found starting the name of a group, but no closing single quote was found to end it. None of the trace points are set.

**User Response:** Add a closing quote to the end of the group name and try the command again.

---

### C9C20026

**Explanation:** Following the closing quote of a trace specific group there is additional text. The next character after the quote must be a comma, but something else was found. None of the trace points are set.

**User Response:** Correct the syntax and try the command again.

---

### C9C20027

**Explanation:** An environment variable name was specified as containing a list of specific trace points to set, however the specified environment variable has no value set. No trace points are set.

**User Response:** Either remove the group from the command or use an environment variable that has a value.

---

---

**C9C20028**

**Explanation:** An environment variable name was specified as containing a list of specific trace points to set, however the specified environment variable has no value set. No trace points are set.

**User Response:** Either remove the group from the command or use an environment variable that has a value.

---

**C9C20029**

**Explanation:** Trace points specified for TRACESPECIFIC must be eight hex digits long. A value was found that was not the correct length. No trace points are set.

**User Response:** Specify a valid value and try the command again.

---

**C9C2002A**

**Explanation:** Trace points specified for TRACESPECIFIC must be eight hex digits long. A value was found that was not the correct length. No trace points are set.

**User Response:** Specify a valid value and try the command again.

---

**C9C2002B**

**Explanation:** Trace points specified for TRACESPECIFIC must be eight hex digits long. A value was found that was not the correct length. No trace points are set.

**User Response:** Specify a valid value and try the command again.

---

**C9C2002C**

**Explanation:** Trace points specified for TRACESPECIFIC must be eight hex digits long. A value was found that contained non hexadecimal values. No trace points are set.

**User Response:** Specify a valid value and try the command again.

---

**C9C2002D**

**Explanation:** Trace points specified for TRACESPECIFIC must be eight hex digits long. A value was found that contained non hexadecimal values. No trace points are set.

**User Response:** Specify a valid value and try the command again.

---



---

**C9C20401**

**Explanation:** IBM Internal Only

**User Response:** Contact the IBM Support Center.

---

**C9C20402**

**Explanation:** WebSphere for z/OS could not load the specified dll.

**User Response:** Ensure that the specified dll is part of the execution path (or STEPLIB) for this process. If it is not, add it to the execution path or specify a different language in the BBOLANG environment variable.

---

**C9C20403**

**Explanation:** IBM Internal Only

**User Response:** Contact the IBM Support Center.

---

**C9C20404**

**Explanation:** WebSphere for z/OS could not obtain a message skeleton due to a previous failure.

**User Response:** Ensure that the message dll is part of the execution path (or STEPLIB) for this process. If it is not, add it to the execution path or specify a different language in the BBOLANG environment variable.

---

**C9C20405**

**Explanation:** MsgRetrieve function could not be obtained from the message DLL.

**User Response:** Ensure that the message dll is part of the execution path (or STEPLIB) for this process. If it is not, add it to the execution path or specify a different language in the BBOLANG environment variable.

---

**C9C20406**

**Explanation:** IBM Internal Only

**User Response:** Contact the IBM Support Center.

---

**C9C20407**

**Explanation:** IBM Internal Only

**User Response:** Contact the IBM Support Center.

---

**C9C20408**

**Explanation:** IBM Internal Only

**User Response:** Contact the IBM Support Center.

---

## Error (minor) codes

---

**C9C20409**

**Explanation:** IBM Internal Only

**User Response:** Contact the IBM Support Center.

---

**C9C2040A**

**Explanation:** IBM Internal Only

**User Response:** Contact the IBM Support Center.

---

**C9C2040B**

**Explanation:** IBM Internal Only

**User Response:** Contact the IBM Support Center.

---

**C9C2040C**

**Explanation:** IBM Internal Only

**User Response:** Contact the IBM Support Center.

---

**C9C2040D**

**Explanation:** Adapter code was invoked while in an invalid state.

**User Response:** Contact the IBM Support Center.

---

**C9C2040E**

**Explanation:** Adapter code received an invalid input parameter.

**User Response:** Contact the IBM Support Center.

---

**C9C2040F**

**Explanation:** IBM Internal Only

**User Response:** Contact the IBM Support Center.

---

**C9C20410**

**Explanation:** IBM Internal Only

**User Response:** Contact the IBM Support Center.

---

**C9C20C0A**

**Explanation:** IBM Internal Only

**User Response:** Contact the IBM Support Center.

---

**C9C20C0B**

**Explanation:** IBM Internal Only

**User Response:** Contact the IBM Support Center.

---

---

**C9C20C0C**

**Explanation:** IBM Internal Only

**User Response:** Contact the IBM Support Center.

---

**C9C20C0D**

**Explanation:** IBM Internal Only

**User Response:** Contact the IBM Support Center.

---

**C9C20C0E**

**Explanation:** IBM Internal Only

**User Response:** Contact the IBM Support Center.

---

**C9C20C0F**

**Explanation:** IBM Internal Only

**User Response:** Contact the IBM Support Center.

---

**C9C20C10**

**Explanation:** IBM Internal Only

**User Response:** Contact the IBM Support Center.

---

**C9C20C11**

**Explanation:** IBM Internal Only

**User Response:** Contact the IBM Support Center.

---

**C9C20C12**

**Explanation:** IBM Internal Only

**User Response:** Contact the IBM Support Center.

---

**C9C20C13**

**Explanation:** IBM Internal Only

**User Response:** Contact the IBM Support Center.

---

**C9C20C14**

**Explanation:** IBM Internal Only

**User Response:** Contact the IBM Support Center.

---

**C9C20C15**

**Explanation:** IBM Internal Only

**User Response:** Contact the IBM Support Center.

---

---

**C9C20C16****Explanation:** IBM Internal Only**User Response:** Contact the IBM Support Center.

---

**C9C20C17****Explanation:** IBM Internal Only**User Response:** Contact the IBM Support Center.

---

**C9C20C18****Explanation:** IBM Internal Only**User Response:** Contact the IBM Support Center.

---

**C9C20C19****Explanation:** IBM Internal Only**User Response:** Contact the IBM Support Center.

---

**C9C20C1A****Explanation:** IBM Internal Only**User Response:** Contact the IBM Support Center.

---

**C9C20C1B****Explanation:** IBM Internal Only**User Response:** Contact the IBM Support Center.

---

**C9C20C1C****Explanation:** IBM Internal Only**User Response:** Contact the IBM Support Center.

---

**C9C20C1D****Explanation:** IBM Internal Only**User Response:** Contact the IBM Support Center.

---

**C9C20C1E****Explanation:** IBM Internal Only**User Response:** Contact the IBM Support Center.

---

**C9C20C1F****Explanation:** IBM Internal Only**User Response:** Contact the IBM Support Center.

---

**C9C20C20****Explanation:** IBM Internal Only**User Response:** Contact the IBM Support Center.

---

**C9C20C21****Explanation:** IBM Internal Only**User Response:** Contact the IBM Support Center.

---

**C9C20C23****Explanation:** IBM Internal Only**User Response:** Contact the IBM Support Center.

---

**C9C20C24****Explanation:** IBM Internal Only**User Response:** Contact the IBM Support Center.

---

**C9C20C25****Explanation:** IBM Internal Only**User Response:** Contact the IBM Support Center.

---

**C9C20C26****Explanation:** IBM Internal Only**User Response:** Contact the IBM Support Center.

---

**C9C20C27****Explanation:** IBM Internal Only**User Response:** Contact the IBM Support Center.

---

**C9C20C28****Explanation:** IBM Internal Only**User Response:** Contact the IBM Support Center.

---

**C9C20C29****Explanation:** IBM Internal Only**User Response:** Contact the IBM Support Center.

---

**C9C20C2A****Explanation:** IBM Internal Only**User Response:** Contact the IBM Support Center.

## Error (minor) codes

---

### C9C20C2B

**Explanation:** IBM Internal Only

**User Response:** Contact the IBM Support Center.

---

### C9C20C2C

**Explanation:** IBM Internal Only

**User Response:** Contact the IBM Support Center.

---

### C9C20C2D

**Explanation:** IBM Internal Only

**User Response:** Contact the IBM Support Center.

---

### C9C20C2E

**Explanation:** IBM Internal Only

**User Response:** Contact the IBM Support Center.

---

### C9C20C2F

**Explanation:** IBM Internal Only

**User Response:** Contact the IBM Support Center.

---

### C9C20C30

**Explanation:** This error results when you are trying to flow a locate request and are unable to establish a connection to the server (identified in the IOR for your particular situation) after iterating through the information for the communications protocols in the current IOR.

**User Response:** One of three things could be the culprit: a network error (if the thing you were trying to reach was remote), a setup error (a local server that isn't up), or your IOR is bogus. A bogus IOR (which is not as likely to be the case as the other two) could result if, for example, you got the IOR from naming and tucked it away somewhere (like a file), then tried to use it weeks later. It could also come from network changes or something that made specific IOR information obsolete.

---

### C9C20C31

**Explanation:** comm\_inbound\_request - down level DCE service context detected.

**User Response:** Upgrade client to use current DCE service context.

---

### C9C20C32

**Explanation:** comm\_inbound\_response - down level DCE service context detected.

---

**User Response:** Upgrade client to use current DCE service context.

---

### C9C20C33

**Explanation:** comm\_merge\_response - down level DCE service context detected.

**User Response:** Upgrade client to use current DCE service context.

---

### C9C20C35

**Explanation:** IBM Internal Only

**User Response:** Contact the IBM Support Center.

---

### C9C20C37

**Explanation:** IBM Internal Only

**User Response:** Contact the IBM Support Center.

---

### C9C20C38

**Explanation:** IBM Internal Only

**User Response:** Contact the IBM Support Center.

---

### C9C20C39

**Explanation:** IBM Internal Only

**User Response:** Contact the IBM Support Center.

---

### C9C20C3A

**Explanation:** IBM Internal Only

**User Response:** Contact the IBM Support Center.

---

### C9C20C3C

**Explanation:** IBM Internal Only

**User Response:** Contact the IBM Support Center.

---

### C9C20C3D

**Explanation:** IBM Internal Only

**User Response:** Contact the IBM Support Center.

---

### C9C20C41

**Explanation:** IBM Internal Only

**User Response:** Contact the IBM Support Center.

---

---

**C9C20C42****Explanation:** IBM Internal Only**User Response:** Contact the IBM Support Center.

---

**C9C20C43****Explanation:** IBM Internal Only**User Response:** Contact the IBM Support Center.

---

**C9C20C44****Explanation:** IBM Internal Only**User Response:** Contact the IBM Support Center.

---

**C9C20C45****Explanation:** IBM Internal Only**User Response:** Contact the IBM Support Center.

---

**C9C20C46****Explanation:** IBM Internal Only**User Response:** Contact the IBM Support Center.

---

**C9C20C47****Explanation:** IBM Internal Only**User Response:** Contact the IBM Support Center.

---

**C9C20C48****Explanation:** IBM Internal Only**User Response:** Contact the IBM Support Center.

---

**C9C20C49****Explanation:** IBM Internal Only**User Response:** Contact the IBM Support Center.

---

**C9C20C4A****Explanation:** IBM Internal Only**User Response:** Contact the IBM Support Center.

---

**C9C20C4B****Explanation:** IBM Internal Only**User Response:** Contact the IBM Support Center.

---

**C9C20C4C****Explanation:** IBM Internal Only**User Response:** Contact the IBM Support Center.

---

**C9C20C4D****Explanation:** IBM Internal Only**User Response:** Contact the IBM Support Center.

---

**C9C20C4E****Explanation:** IBM Internal Only**User Response:** Contact the IBM Support Center.

---

**C9C20C4F****Explanation:** IBM Internal Only**User Response:** Contact the IBM Support Center.

---

**C9C20C50****Explanation:** IBM Internal Only**User Response:** Contact the IBM Support Center.

---

**C9C20C51****Explanation:** IBM Internal Only**User Response:** Contact the IBM Support Center.

---

**C9C20C52****Explanation:** IBM Internal Only**User Response:** Contact the IBM Support Center.

---

**C9C20C53****Explanation:** IBM Internal Only**User Response:** Contact the IBM Support Center.

---

**C9C20C54****Explanation:** IBM Internal Only**User Response:** Contact the IBM Support Center.

---

**C9C20C55****Explanation:** IBM Internal Only**User Response:** Contact the IBM Support Center.

## Error (minor) codes

---

**C9C20C56**

**Explanation:** IBM Internal Only

**User Response:** Contact the IBM Support Center.

---

**C9C20C57**

**Explanation:** IBM Internal Only

**User Response:** Contact the IBM Support Center.

---

**C9C20C58**

**Explanation:** IBM Internal Only

**User Response:** Contact the IBM Support Center.

---

**C9C20C59**

**Explanation:** IBM Internal Only

**User Response:** Contact the IBM Support Center.

---

**C9C20C5A**

**Explanation:** IBM Internal Only

**User Response:** Contact the IBM Support Center.

---

**C9C20C5B**

**Explanation:** IBM Internal Only

**User Response:** Contact the IBM Support Center.

---

**C9C20C5C**

**Explanation:** IBM Internal Only

**User Response:** Contact the IBM Support Center.

---

**C9C20C5D**

**Explanation:** IBM Internal Only

**User Response:** Contact the IBM Support Center.

---

**C9C20C5E**

**Explanation:** IBM Internal Only

**User Response:** Contact the IBM Support Center.

---

**C9C20C5F**

**Explanation:** IBM Internal Only

**User Response:** Contact the IBM Support Center.

---

---

**C9C20C60**

**Explanation:** IBM Internal Only

**User Response:** Contact the IBM Support Center.

---

**C9C20C61**

**Explanation:** IBM Internal Only

**User Response:** Contact the IBM Support Center.

---

**C9C20C62**

**Explanation:** IBM Internal Only

**User Response:** Contact the IBM Support Center.

---

**C9C20C63**

**Explanation:** IBM Internal Only

**User Response:** Contact the IBM Support Center.

---

**C9C20C64**

**Explanation:** IBM Internal Only

**User Response:** Contact the IBM Support Center.

---

**C9C20C67**

**Explanation:** IBM Internal Only

**User Response:** Contact the IBM Support Center.

---

**C9C20C68**

**Explanation:** IBM Internal Only

**User Response:** Contact the IBM Support Center.

---

**C9C20C69**

**Explanation:** IBM Internal Only

**User Response:** Contact the IBM Support Center.

---

**C9C20C6B**

**Explanation:** IBM Internal Only

**User Response:** Contact the IBM Support Center.

---

**C9C20C6C**

**Explanation:** IBM Internal Only

**User Response:** Contact the IBM Support Center.

---



---

**C9C20C6D****Explanation:** IBM Internal Only**User Response:** Contact the IBM Support Center.

---

**C9C20C6F****Explanation:** IBM Internal Only**User Response:** Contact the IBM Support Center.

---

**C9C20C70****Explanation:** IBM Internal Only**User Response:** Contact the IBM Support Center.

---

**C9C20C71****Explanation:** IBM Internal Only**User Response:** Contact the IBM Support Center.

---

**C9C20C72****Explanation:** IBM Internal Only**User Response:** Contact the IBM Support Center.

---

**C9C20C74****Explanation:** IBM Internal Only**User Response:** Contact the IBM Support Center.

---

**C9C20C75****Explanation:** IBM Internal Only**User Response:** Contact the IBM Support Center.

---

**C9C20C76****Explanation:** IBM Internal Only**User Response:** Contact the IBM Support Center.

---

**C9C20C77****Explanation:** IBM Internal Only**User Response:** Contact the IBM Support Center.

---

**C9C20C78****Explanation:** IBM Internal Only**User Response:** Contact the IBM Support Center.

---

**C9C20C7B****Explanation:** IBM Internal Only**User Response:** Contact the IBM Support Center.

---

**C9C20C7C****Explanation:** IBM Internal Only**User Response:** Contact the IBM Support Center.

---

**C9C20C7D****Explanation:** IBM Internal Only**User Response:** Contact the IBM Support Center.

---

**C9C20C7E****Explanation:** IBM Internal Only**User Response:** Contact the IBM Support Center.

---

**C9C20C7F****Explanation:** IBM Internal Only**User Response:** Contact the IBM Support Center.

---

**C9C20C80****Explanation:** IBM Internal Only**User Response:** Contact the IBM Support Center.

---

**C9C20C81****Explanation:** IBM Internal Only**User Response:** Contact the IBM Support Center.

---

**C9C20C82****Explanation:** IBM Internal Only**User Response:** Contact the IBM Support Center.

---

**C9C20C83****Explanation:** IBM Internal Only**User Response:** Contact the IBM Support Center.

---

**C9C20C84****Explanation:** IBM Internal Only**User Response:** Contact the IBM Support Center.

## Error (minor) codes

---

**C9C20C85**

**Explanation:** IBM Internal Only

**User Response:** Contact the IBM Support Center.

---

**C9C20C87**

**Explanation:** IBM Internal Only

**User Response:** Contact the IBM Support Center.

---

**C9C20C88**

**Explanation:** IBM Internal Only

**User Response:** Contact the IBM Support Center.

---

**C9C20C89**

**Explanation:** IBM Internal Only

**User Response:** Contact the IBM Support Center.

---

**C9C20C8A**

**Explanation:** IBM Internal Only

**User Response:** Contact the IBM Support Center.

---

**C9C20C8B**

**Explanation:** IBM Internal Only

**User Response:** Contact the IBM Support Center.

---

**C9C20C8C**

**Explanation:** IBM Internal Only

**User Response:** Contact the IBM Support Center.

---

**C9C20C8D**

**Explanation:** IBM Internal Only

**User Response:** Contact the IBM Support Center.

---

**C9C20C8E**

**Explanation:** IBM Internal Only

**User Response:** Contact the IBM Support Center.

---

**C9C20C8F**

**Explanation:** IBM Internal Only

**User Response:** Contact the IBM Support Center.

---

---

**C9C20C90**

**Explanation:** IBM Internal Only

**User Response:** Contact the IBM Support Center.

---

**C9C20C91**

**Explanation:** IBM Internal Only

**User Response:** Contact the IBM Support Center.

---

**C9C20C92**

**Explanation:** IBM Internal Only

**User Response:** Contact the IBM Support Center.

---

**C9C20C93**

**Explanation:** IBM Internal Only

**User Response:** Contact the IBM Support Center.

---

**C9C20C94**

**Explanation:** IBM Internal Only

**User Response:** Contact the IBM Support Center.

---

**C9C20C95**

**Explanation:** IBM Internal Only

**User Response:** Contact the IBM Support Center.

---

**C9C20C96**

**Explanation:** IBM Internal Only

**User Response:** Contact the IBM Support Center.

---

**C9C20C97**

**Explanation:** IBM Internal Only

**User Response:** Contact the IBM Support Center.

---

**C9C20C98**

**Explanation:** IBM Internal Only

**User Response:** Contact the IBM Support Center.

---

**C9C20C99**

**Explanation:** IBM Internal Only

**User Response:** Contact the IBM Support Center.

---

---

**C9C20C9A****Explanation:** IBM Internal Only**User Response:** Contact the IBM Support Center.

---

**C9C20C9B****Explanation:** IBM Internal Only**User Response:** Contact the IBM Support Center.

---

**C9C20C9C****Explanation:** IBM Internal Only**User Response:** Contact the IBM Support Center.

---

**C9C20C9D****Explanation:** IBM Internal Only**User Response:** Contact the IBM Support Center.

---

**C9C20C9F****Explanation:** IBM Internal Only**User Response:** Contact the IBM Support Center.

---

**C9C20CA0****Explanation:** IBM Internal Only**User Response:** Contact the IBM Support Center.

---

**C9C20CA1****Explanation:** IBM Internal Only**User Response:** Contact the IBM Support Center.

---

**C9C20CA2****Explanation:** IBM Internal Only**User Response:** Contact the IBM Support Center.

---

**C9C20CA3****Explanation:** IBM Internal Only**User Response:** Contact the IBM Support Center.

---

**C9C20CA4****Explanation:** IBM Internal Only**User Response:** Contact the IBM Support Center.

---

**C9C20CA5****Explanation:** IBM Internal Only**User Response:** Contact the IBM Support Center.

---

**C9C20CA6****Explanation:** IBM Internal Only**User Response:** Contact the IBM Support Center.

---

**C9C20CA7****Explanation:** IBM Internal Only**User Response:** Contact the IBM Support Center.

---

**C9C20CA8****Explanation:** IBM Internal Only**User Response:** Contact the IBM Support Center.

---

**C9C20CA9****Explanation:** IBM Internal Only**User Response:** Contact the IBM Support Center.

---

**C9C20CAA****Explanation:** IBM Internal Only**User Response:** Contact the IBM Support Center.

---

**C9C20CAB****Explanation:** IBM Internal Only**User Response:** Contact the IBM Support Center.

---

**C9C20CAC****Explanation:** IBM Internal Only**User Response:** Contact the IBM Support Center.

---

**C9C20CAD****Explanation:** IBM Internal Only**User Response:** Contact the IBM Support Center.

---

**C9C20CAE****Explanation:** IBM Internal Only**User Response:** Contact the IBM Support Center.

## Error (minor) codes

---

### C9C20CAF

**Explanation:** IBM Internal Only

**User Response:** Contact the IBM Support Center.

---

### C9C20CB0

**Explanation:** IBM Internal Only

**User Response:** Contact the IBM Support Center.

---

### C9C20CB1

**Explanation:** IBM Internal Only

**User Response:** Contact the IBM Support Center.

---

### C9C20CB2

**Explanation:** IBM Internal Only

**User Response:** Contact the IBM Support Center.

---

### C9C20CB3

**Explanation:** IBM Internal Only

**User Response:** Contact the IBM Support Center.

---

### C9C20CB4

**Explanation:** IBM Internal Only

**User Response:** Contact the IBM Support Center.

---

### C9C20CB5

**Explanation:** IBM Internal Only

**User Response:** Contact the IBM Support Center.

---

### C9C20CB6

**Explanation:** IBM Internal Only

**User Response:** Contact the IBM Support Center.

---

### C9C20CB7

**Explanation:** IBM Internal Only

**User Response:** Contact the IBM Support Center.

---

### C9C20CB8

**Explanation:** IBM Internal Only

**User Response:** Contact the IBM Support Center.

---

---

### C9C20CB9

**Explanation:** IBM Internal Only

**User Response:** Contact the IBM Support Center.

---

### C9C20CBA

**Explanation:** IBM Internal Only

**User Response:** Contact the IBM Support Center.

---

### C9C20CBB

**Explanation:** IBM Internal Only

**User Response:** Contact the IBM Support Center.

---

### C9C20CBC

**Explanation:** IBM Internal Only

**User Response:** Contact the IBM Support Center.

---

### C9C20CBD

**Explanation:** A request was sent to the Daemon and the object key specified a direct reference to a particular control region, however, no matching control region is active and so the request is rejected with this exception.

**User Response:** The most probable cause is that the control region being referenced has gone down while the application held a reference to it.

---

### C9C20CBE

**Explanation:** A request was sent to the Daemon and the object key specified an indirect reference. This means that any control region where the object lives could be used for this request. However, no active control regions for the generic server name where the object lives could be found. The request is rejected with this exception.

**User Response:** Start a control region for this object.

---

### C9C20CBF

**Explanation:** IBM Internal Only

**User Response:** Contact the IBM Support Center.

---

### C9C20CC0

**Explanation:** IBM Internal Only

**User Response:** Contact the IBM Support Center.

---

---

**C9C20CC1****Explanation:** IBM Internal Only**User Response:** Contact the IBM Support Center.

---

**C9C20CC2****Explanation:** IBM Internal Only**User Response:** Contact the IBM Support Center.

---

**C9C20CC3****Explanation:** IBM Internal Only**User Response:** Contact the IBM Support Center.

---

**C9C20CC4****Explanation:** IBM Internal Only**User Response:** Contact the IBM Support Center.

---

**C9C20CC5****Explanation:** IBM Internal Only**User Response:** Contact the IBM Support Center.

---

**C9C20CC6****Explanation:** IBM Internal Only**User Response:** Contact the IBM Support Center.

---

**C9C20CC7****Explanation:** IBM Internal Only**User Response:** Contact the IBM Support Center.

---

**C9C20CC8****Explanation:** IBM Internal Only**User Response:** Contact the IBM Support Center.

---

**C9C20CC9****Explanation:** IBM Internal Only**User Response:** Contact the IBM Support Center.

---

**C9C20CCA****Explanation:** IBM Internal Only**User Response:** Contact the IBM Support Center.

---

**C9C20CCB****Explanation:** IBM Internal Only**User Response:** Contact the IBM Support Center.

---

**C9C20CCC****Explanation:** IBM Internal Only**User Response:** Contact the IBM Support Center.

---

**C9C20CCD****Explanation:** IBM Internal Only**User Response:** Contact the IBM Support Center.

---

**C9C20CCE****Explanation:** IBM Internal Only**User Response:** Contact the IBM Support Center.

---

**C9C20CCF****Explanation:** IBM Internal Only**User Response:** Contact the IBM Support Center.

---

**C9C20CD0****Explanation:** IBM Internal Only**User Response:** Contact the IBM Support Center.

---

**C9C20CD1****Explanation:** IBM Internal Only**User Response:** Contact the IBM Support Center.

---

**C9C20CD2****Explanation:** IBM Internal Only**User Response:** Contact the IBM Support Center.

---

**C9C20CD3****Explanation:** IBM Internal Only**User Response:** Contact the IBM Support Center.

---

**C9C20CD4****Explanation:** IBM Internal Only**User Response:** Contact the IBM Support Center.

## Error (minor) codes

---

### C9C20CD5

**Explanation:** IBM Internal Only

**User Response:** Contact the IBM Support Center.

---

### C9C20CD6

**Explanation:** IBM Internal Only

**User Response:** Contact the IBM Support Center.

---

### C9C20CD7

**Explanation:** IBM Internal Only

**User Response:** Contact the IBM Support Center.

---

### C9C20CD8

**Explanation:** IBM Internal Only

**User Response:** Contact the IBM Support Center.

---

### C9C20CD9

**Explanation:** IBM Internal Only

**User Response:** Contact the IBM Support Center.

---

### C9C20CDA

**Explanation:** A control region attempted to register with the daemon during the control region initialization process. However, the daemon is not available for new control regions to register, probably due to a STOP command having been issued for the Daemon or because the Daemon was terminating when the register request was issued. The control region ends.

**User Response:** Retry starting the control region after the Daemon has finished coming down and is back up again.

---

### C9C20CDB

**Explanation:** IBM Internal Only

**User Response:** Contact the IBM Support Center.

---

### C9C20CDC

**Explanation:** IBM Internal Only

**User Response:** Contact the IBM Support Center.

---

### C9C20CDD

**Explanation:** IBM Internal Only

**User Response:** Contact the IBM Support Center.

---

---

### C9C20CDE

**Explanation:** IBM Internal Only

**User Response:** Contact the IBM Support Center.

---

### C9C20CDF

**Explanation:** IBM Internal Only

**User Response:** Contact the IBM Support Center.

---

### C9C20CE0

**Explanation:** IBM Internal Only

**User Response:** Contact the IBM Support Center.

---

### C9C20CE1

**Explanation:** IBM Internal Only

**User Response:** Contact the IBM Support Center.

---

### C9C20CE2

**Explanation:** IBM Internal Only

**User Response:** Contact the IBM Support Center.

---

### C9C20CE3

**Explanation:** IBM Internal Only

**User Response:** Contact the IBM Support Center.

---

### C9C20CE4

**Explanation:** IBM Internal Only

**User Response:** Contact the IBM Support Center.

---

### C9C20CE5

**Explanation:** IBM Internal Only

**User Response:** Contact the IBM Support Center.

---

### C9C20CE6

**Explanation:** IBM Internal Only

**User Response:** Contact the IBM Support Center.

---

### C9C20CE7

**Explanation:** IBM Internal Only

**User Response:** Contact the IBM Support Center.

---

---

**C9C20CE8****Explanation:** IBM Internal Only**User Response:** Contact the IBM Support Center.

---

**C9C20CE9****Explanation:** IBM Internal Only**User Response:** Contact the IBM Support Center.

---

**C9C20CEA****Explanation:** IBM Internal Only**User Response:** Contact the IBM Support Center.

---

**C9C20CEB****Explanation:** IBM Internal Only**User Response:** Contact the IBM Support Center.

---

**C9C20CEC****Explanation:** IBM Internal Only**User Response:** Contact the IBM Support Center.

---

**C9C20CED****Explanation:** IBM Internal Only**User Response:** Contact the IBM Support Center.

---

**C9C20CEE****Explanation:** IBM Internal Only**User Response:** Contact the IBM Support Center.

---

**C9C20CEF****Explanation:** IBM Internal Only**User Response:** Contact the IBM Support Center.

---

**C9C20CF0****Explanation:** IBM Internal Only**User Response:** Contact the IBM Support Center.

---

**C9C20CF1****Explanation:** IBM Internal Only**User Response:** Contact the IBM Support Center.

---

**C9C20D34****Explanation:** IBM Internal Only**User Response:** Contact the IBM Support Center.

---

**C9C20D35****Explanation:** IBM Internal Only**User Response:** Contact the IBM Support Center.

---

**C9C20D36****Explanation:** IBM Internal Only**User Response:** Contact the IBM Support Center.

---

**C9C20D37****Explanation:** IBM Internal Only**User Response:** Contact the IBM Support Center.

---

**C9C20D38****Explanation:** IBM Internal Only**User Response:** Contact the IBM Support Center.

---

**C9C20D39****Explanation:** IBM Internal Only**User Response:** Contact the IBM Support Center.

---

**C9C21001****Explanation:** IBM Internal Only**User Response:** Contact the IBM Support Center.

---

**C9C21002****Explanation:** IBM Internal Only**User Response:** Contact the IBM Support Center.

---

**C9C21003****Explanation:** A client has remained up while the WebSphere for z/OS installation bootstraps were re-run (i.e. ORBCBI specified). A reference the client has to an object on the server contains information rendered obsolete by the re-bootstrapping.**User Response:** Restart the client.

---

**C9C21004****Explanation:** IBM Internal Only**User Response:** Contact the IBM Support Center.



## Error (minor) codes

---

### C9C21005

**Explanation:** A client has remained up while the WebSphere for z/OS installation bootstraps were re-run (i.e. ORBCBI specified). A reference the client has to an object on the server contains information rendered obsolete by the re-bootstrapping.

**User Response:** Check the host file for the system IP address that matches the DAEMON IP\_NAME of the system that is trying to connect with the EUI.

---

### C9C21006

**Explanation:** IBM Internal Only

**User Response:** Contact the IBM Support Center.

---

### C9C21007

**Explanation:** IBM Internal Only

**User Response:** Contact the IBM Support Center.

---

### C9C21008

**Explanation:** IBM Internal Only

**User Response:** Contact the IBM Support Center.

---

### C9C21009

**Explanation:** The WebSphere for z/OS execution thread caught a user exception. This is an incorrect throw. The user exception will be represented by a system exception with this error code.

**User Response:** If this exception was thrown by application code, add the user exception to the IDL so that the bindings will catch the user exception and return it to the client. If this exception was thrown by system code, check the error log to see if the user exception was recorded when it was thrown. If it was not recorded, report this error to the next level of support or to the IBM Support Center.

---

### C9C2100A

**Explanation:** IBM Internal Only

**User Response:** Contact the IBM Support Center.

---

### C9C2100B

**Explanation:** IBM Internal Only

**User Response:** Contact the IBM Support Center.

---

### C9C2100C

**Explanation:** IBM Internal Only

**User Response:** Contact the IBM Support Center.

---

---

### C9C2100D

**Explanation:** IBM Internal Only

**User Response:** Contact the IBM Support Center.

---

### C9C2100E

**Explanation:** The WebSphere for z/OS control region execution thread caught an exception of an unknown type. This is an incorrect throw. A system exception with this error code is created.

**User Response:** If thrown by the application code, change your application code to catch and process it or add a user exception to the IDL and throw it instead so that the bindings will catch the user exception and return it to the client. If thrown by system code, report this error to your next level of support or to the IBM Support Center.

---

### C9C2100F

**Explanation:** IBM Internal Only

**User Response:** Contact the IBM Support Center.

---

### C9C21010

**Explanation:** IBM Internal Only

**User Response:** Contact the IBM Support Center.

---

### C9C21011

**Explanation:** IBM Internal Only

**User Response:** Contact the IBM Support Center.

---

### C9C21012

**Explanation:** IBM Internal Only

**User Response:** Contact the IBM Support Center.

---

### C9C21013

**Explanation:** IBM Internal Only

**User Response:** Contact the IBM Support Center.

---

### C9C21014

**Explanation:** IBM Internal Only

**User Response:** Contact the IBM Support Center.

---

### C9C21015

**Explanation:** IBM Internal Only

**User Response:** Contact the IBM Support Center.

---

---

**C9C21016**

**Explanation:** CORBA::BOA::change\_implementation was invoked but is not supported.

**User Response:** Do not invoke CORBA::BOA::change\_implementation.

---

**C9C21017**

**Explanation:** CORBA::BOA::obj\_is\_ready was invoked but is not supported.

**User Response:** Do not invoke CORBA::BOA::obj\_is\_ready.

---

**C9C21018**

**Explanation:** CORBA::BOA::deactivate\_obj was invoked but is not supported.

**User Response:** Do not invoke CORBA::BOA::deactivate\_obj.

---

**C9C21019**

**Explanation:** CORBA::BOA::\_get\_implementation was invoked but is not supported.

**User Response:** Do not invoke CORBA::BOA::\_get\_implementation.

---

**C9C2101A**

**Explanation:** CORBA::BOA::\_get\_interface was invoked but is not supported.

**User Response:** Do not invoke CORBA::BOA::\_get\_interface.

---

**C9C2101B**

**Explanation:** CORBA::BOA::\_create\_request was invoked but is not supported.

**User Response:** Do not invoke CORBA::BOA::\_create\_request.

---

**C9C2101C**

**Explanation:** CORBA::BOA::\_request was invoked but is not supported.

**User Response:** Do not invoke CORBA::BOA::\_request.

---

**C9C2101D**

**Explanation:** CORBA::BOA::\_is\_a was invoked but is not supported.

**User Response:** Do not invoke CORBA::BOA::\_is\_a.

---



---

**C9C2101E**

**Explanation:** CORBA::BOA::\_non\_existent was invoked but is not supported.

**User Response:** Do not invoke CORBA::BOA::\_non\_existent.

---

**C9C2101F**

**Explanation:** CORBA::BOA::\_is\_equivalent was invoked but is not supported.

**User Response:** Do not invoke CORBA::BOA::\_is\_equivalent.

---

**C9C21020**

**Explanation:** CORBA::BOA::\_hash was invoked but is not supported.

**User Response:** Do not invoke CORBA::BOA::\_hash.

---

**C9C21021**

**Explanation:** CORBA::BOA::\_has\_ancestor was invoked but is not supported.

**User Response:** Do not invoke CORBA::BOA::\_has\_ancestor.

---

**C9C21022**

**Explanation:** Control region thread is terminating because a non-retryable signal was encountered.

**User Response:** Provide the control region dump and log to the IBM Support Center.

---

**C9C21023**

**Explanation:** Server region thread is terminating because a non-retryable signal was encountered.

**User Response:** Look at the server region dump and log to determine whether this is an application or WebSphere for z/OS problem. If termination occurred due to an application error, correct the problem. If it is a WebSphere for z/OS error, contact the IBM Support Center.

---

**C9C21024**

**Explanation:** IBM Internal Only

**User Response:** Contact the IBM Support Center.

---

**C9C21025**

**Explanation:** IBM Internal Only

**User Response:** Contact the IBM Support Center.

---

## Error (minor) codes

---

**C9C21026**

**Explanation:** IBM Internal Only

**User Response:** Contact the IBM Support Center.

---

**C9C21027**

**Explanation:** IBM Internal Only

**User Response:** Contact the IBM Support Center.

---

**C9C21028**

**Explanation:** IBM Internal Only

**User Response:** Contact the IBM Support Center.

---

**C9C21029**

**Explanation:** IBM Internal Only

**User Response:** Contact the IBM Support Center.

---

**C9C2102A**

**Explanation:** IBM Internal Only

**User Response:** Contact the IBM Support Center.

---

**C9C2102B**

**Explanation:** IBM Internal Only

**User Response:** Contact the IBM Support Center.

---

**C9C2102C**

**Explanation:** IBM Internal Only

**User Response:** Contact the IBM Support Center.

---

**C9C2102E**

**Explanation:** IBM Internal Only

**User Response:** Contact the IBM Support Center.

---

**C9C2102F**

**Explanation:** IBM Internal Only

**User Response:** Contact the IBM Support Center.

---

**C9C21030**

**Explanation:** Attempt to queue work to WLM failed.

**User Response:** Issue D WLM,APPLENV=xxxxxx and make sure that app is not in the STOPPED state and that it has been defined. If it is in the STOPPED state issue V WLM, APPLENV=xxxxxx,RESUME after fixing the problem that caused it to get in the STOPPED state. If the app has not been defined to WLM, then do so.

---

---

**C9C21031**

**Explanation:** IBM Internal Only

**User Response:** Contact the IBM Support Center.

---

**C9C21032**

**Explanation:** IBM Internal Only

**User Response:** Contact the IBM Support Center.

---

**C9C21033**

**Explanation:** IBM Internal Only

**User Response:** Contact the IBM Support Center.

---

**C9C21034**

**Explanation:** IBM Internal Only

**User Response:** Contact the IBM Support Center.

---

**C9C21035**

**Explanation:** IBM Internal Only

**User Response:** Contact the IBM Support Center.

---

**C9C21036**

**Explanation:** IBM Internal Only

**User Response:** Contact the IBM Support Center.

---

**C9C21037**

**Explanation:** IBM Internal Only

**User Response:** Contact the IBM Support Center.

---

**C9C21039**

**Explanation:** IBM Internal Only

**User Response:** Contact the IBM Support Center.

---

**C9C2103A**

**Explanation:** Attempt to queue work from the pending queue to WLM failed.

**User Response:** Issue D WLM,APPLENV=xxxxxx and make sure that it is not in the STOPPED state. If it is in the STOPPED state issue V WLM,APPLENV=xxxxxx,RESUME after fixing the problem that caused it to get in the STOPPED state.

---

---

**C9C2103B**

**Explanation:** IBM Internal Only

**User Response:** Contact the IBM Support Center.

---

**C9C2103C**

**Explanation:** IBM Internal Only

**User Response:** Contact the IBM Support Center.

---

**C9C2103D**

**Explanation:** IBM Internal Only

**User Response:** Contact the IBM Support Center.

---

**C9C2103E**

**Explanation:** The WebSphere for z/OS execution thread caught a user exception. This is an incorrect throw. The user exception will be represented by a system exception with this error code.

**User Response:** If this exception was thrown by application code, add the user exception to the IDL so that the bindings will catch the user exception and return it to the client. If this exception was thrown by system code, check the error log to see if the user exception was recorded when it was thrown. If it was not recorded, report this error to your next level of support or to the IBM Support Center.

---

**C9C2103F**

**Explanation:** IBM Internal Only

**User Response:** Contact the IBM Support Center.

---

**C9C21040**

**Explanation:** IBM Internal Only

**User Response:** Contact the IBM Support Center.

---

**C9C21042**

**Explanation:** IBM Internal Only

**User Response:** Contact the IBM Support Center.

---

**C9C21044**

**Explanation:** IBM Internal Only

**User Response:** Contact the IBM Support Center.

---

**C9C21045**

**Explanation:** IBM Internal Only

**User Response:** Contact the IBM Support Center.

---



---

**C9C21047**

**Explanation:** A locate request returned an unknown object.

**User Response:** There are several reasons why you might get this message:

1. What you are looking for may be corrupted.
  2. Your configuration may have changed so that what you are trying to locate is no longer in the configuration.
  3. Your request could get forwarded to another server that is more appropriate to handle your request. If it gets forwarded too many times, it may give up.
  4. The locate message send could have failed due to a TCP/IP timeout or other reason. If the locate message send failed, COMM should have logged the error.
- 

**C9C21048**

**Explanation:** IBM Internal Only

**User Response:** Contact the IBM Support Center.

---

**C9C21049**

**Explanation:** IBM Internal Only

**User Response:** Contact the IBM Support Center.

---

**C9C2104A**

**Explanation:** IBM Internal Only

**User Response:** Contact the IBM Support Center.

---

**C9C2104B**

**Explanation:** This exception is accompanied by message BBOU0092E with the name of the DLL.

**User Response:** Locate message BBOU0092E in the error log to determine the name of the DLL which could not be loaded. Place missing DLL in the STEPLIB concatenation so that it can be found

---

**C9C2104C**

**Explanation:** IBM Internal Only

**User Response:** Contact the IBM Support Center.

---

**C9C2104D**

**Explanation:** IBM Internal Only

**User Response:** Contact the IBM Support Center.

---

## Error (minor) codes

---

**C9C2104E**

**Explanation:** IBM Internal Only

**User Response:** Contact the IBM Support Center.

---

**C9C2104F**

**Explanation:** IBM Internal Only

**User Response:** Contact the IBM Support Center.

---

**C9C21050**

**Explanation:** IBM Internal Only

**User Response:** Contact the IBM Support Center.

---

**C9C21051**

**Explanation:** IBM Internal Only

**User Response:** Contact the IBM Support Center.

---

**C9C21052**

**Explanation:** IBM Internal Only

**User Response:** Contact the IBM Support Center.

---

**C9C21054**

**Explanation:** Couldn't create a object for the object reference.

**User Response:** Report this problem to your next level of support or to the IBM Support Center.

---

**C9C21055**

**Explanation:** IBM Internal Only

**User Response:** Contact the IBM Support Center.

---

**C9C21056**

**Explanation:** IBM Internal Only

**User Response:** Contact the IBM Support Center.

---

**C9C21057**

**Explanation:** IBM Internal Only

**User Response:** Contact the IBM Support Center.

---

**C9C21058**

**Explanation:** IBM Internal Only

**User Response:** Contact the IBM Support Center.

---

---

**C9C21059**

**Explanation:** Couldn't create a object for the object reference.

**User Response:** Report this problem to your next level of support or to the IBM Support Center.

---

**C9C2105D**

**Explanation:** IBM Internal Only

**User Response:** Contact the IBM Support Center.

---

**C9C21064**

**Explanation:** IBM Internal Only

**User Response:** Contact the IBM Support Center.

---

**C9C21065**

**Explanation:** IBM Internal Only

**User Response:** Contact the IBM Support Center.

---

**C9C21066**

**Explanation:** IBM Internal Only

**User Response:** Contact the IBM Support Center.

---

**C9C21067**

**Explanation:** IBM Internal Only

**User Response:** Contact the IBM Support Center.

---

**C9C21068**

**Explanation:** IBM Internal Only

**User Response:** Contact the IBM Support Center.

---

**C9C2106B**

**Explanation:** IBM Internal Only

**User Response:** Contact the IBM Support Center.

---

**C9C2106C**

**Explanation:** IBM Internal Only

**User Response:** Contact the IBM Support Center.

---

**C9C21071**

**Explanation:** IBM Internal Only

**User Response:** Contact the IBM Support Center.

---

---

**C9C21072**

**Explanation:** IBM Internal Only

**User Response:** Contact the IBM Support Center.

---

**C9C21073**

**Explanation:** IBM Internal Only

**User Response:** Contact the IBM Support Center.

---

**C9C21074**

**Explanation:** IBM Internal Only

**User Response:** Contact the IBM Support Center.

---

**C9C21075**

**Explanation:** IBM Internal Only

**User Response:** Contact the IBM Support Center.

---

**C9C21076**

**Explanation:** IBM Internal Only

**User Response:** Contact the IBM Support Center.

---

**C9C21077**

**Explanation:** IBM Internal Only

**User Response:** Contact the IBM Support Center.

---

**C9C21078**

**Explanation:** IBM Internal Only

**User Response:** Contact the IBM Support Center.

---

**C9C21079**

**Explanation:** IBM Internal Only

**User Response:** Contact the IBM Support Center.

---

**C9C2107A**

**Explanation:** IBM Internal Only

**User Response:** Contact the IBM Support Center.

---

**C9C2107B**

**Explanation:** The getJavaEnv external function was not found in the BBOLRT dll.

**User Response:** Check to be sure that the correct version of BBOLRT is accessible to the failing address space either through STEPLIB,LNKLST or via loading the runtime into LPA.

---



---

**C9C2107C**

**Explanation:** The BBOLRT dll was not able to be loaded.

**User Response:** Check to be sure that the failing address space has access to the WAS/390 EE runtime DLLs either through STEPLIB,LNKLST or via loading the runtime into LPA.

---

**C9C21080**

**Explanation:** IBM Internal Only

**User Response:** Contact the IBM Support Center.

---

**C9C21081**

**Explanation:** IBM Internal Only

**User Response:** Contact the IBM Support Center.

---

**C9C21082**

**Explanation:** IBM Internal Only

**User Response:** Contact the IBM Support Center.

---

**C9C21083**

**Explanation:** IBM Internal Only

**User Response:** Contact the IBM Support Center.

---

**C9C21087**

**Explanation:** IBM Internal Only

**User Response:** Contact the IBM Support Center.

---

**C9C21089**

**Explanation:** IBM Internal Only

**User Response:** Contact the IBM Support Center.

---

**C9C2108A**

**Explanation:** IBM Internal Only

**User Response:** Contact the IBM Support Center.

---

**C9C2108B**

**Explanation:** IBM Internal Only

**User Response:** Contact the IBM Support Center.

---

**C9C2108C**

**Explanation:** IBM Internal Only

**User Response:** Contact the IBM Support Center.

---

## Error (minor) codes

---

### C9C2108D

**Explanation:** IBM Internal Only

**User Response:** Contact the IBM Support Center.

---

### C9C2108E

**Explanation:** IBM Internal Only

**User Response:** Contact the IBM Support Center.

---

### C9C2108F

**Explanation:** IBM Internal Only

**User Response:** Contact the IBM Support Center.

---

### C9C21090

**Explanation:** IBM Internal Only

**User Response:** Contact the IBM Support Center.

---

### C9C21091

**Explanation:** IBM Internal Only

**User Response:** Contact the IBM Support Center.

---

### C9C21092

**Explanation:** IBM Internal Only

**User Response:** Contact the IBM Support Center.

---

### C9C21093

**Explanation:** IBM Internal Only

**User Response:** Contact the IBM Support Center.

---

### C9C21094

**Explanation:** IBM Internal Only

**User Response:** Contact the IBM Support Center.

---

### C9C21095

**Explanation:** IBM Internal Only

**User Response:** Contact the IBM Support Center.

---

### C9C21096

**Explanation:** IBM Internal Only

**User Response:** Contact the IBM Support Center.

---

---

### C9C21097

**Explanation:** IBM Internal Only

**User Response:** Contact the IBM Support Center.

---

### C9C21098

**Explanation:** IBM Internal Only

**User Response:** Contact the IBM Support Center.

---

### C9C21099

**Explanation:** IBM Internal Only

**User Response:** Contact the IBM Support Center.

---

### C9C2109A

**Explanation:** IBM Internal Only

**User Response:** Contact the IBM Support Center.

---

### C9C2109B

**Explanation:** IBM Internal Only

**User Response:** Contact the IBM Support Center.

---

### C9C2109C

**Explanation:** IBM Internal Only

**User Response:** Contact the IBM Support Center.

---

### C9C2109D

**Explanation:** IBM Internal Only

**User Response:** Contact the IBM Support Center.

---

### C9C2109E

**Explanation:** Server region tried to register with the control region but the server is being stopped.

**User Response:** None, if the server was being stopped. Otherwise report this error to your next level of support or to the IBM Support Center.

---

### C9C2109F

**Explanation:** IBM Internal Only

**User Response:** Contact the IBM Support Center.

---

### C9C210A0

**Explanation:** IBM Internal Only

**User Response:** Contact the IBM Support Center.

---



---

**C9C210A1**

**Explanation:** IBM Internal Only

**User Response:** Contact the IBM Support Center.

---

**C9C210A2**

**Explanation:** IBM Internal Only

**User Response:** Contact the IBM Support Center.

---

**C9C210A3**

**Explanation:** IBM Internal Only

**User Response:** Contact the IBM Support Center.

---

**C9C210A4**

**Explanation:** IBM Internal Only

**User Response:** Contact the IBM Support Center.

---

**C9C210A5**

**Explanation:** IBM Internal Only

**User Response:** Contact the IBM Support Center.

---

**C9C210A6**

**Explanation:** The dispatch method returned an indication that the operation was not executed.

**User Response:** Ensure that the server is running with a DLL for the class that has a version of the xxxxxxxs.cpp file that supports the requested operation.

---

**C9C210AA**

**Explanation:** Validation of the object key failed.

**User Response:** Report this problem to your next level of support or to the IBM Support Center.

---

**C9C210AB**

**Explanation:** Unable to get a list of initial services.

**User Response:** Check the error log for other messages. Report this problem to your next level of support or to the IBM Support Center.

---

**C9C210AC**

**Explanation:** Couldn't create a proxy object for the object reference.

**User Response:** Report this problem to your next level of support or to the IBM Support Center.

---



---

**C9C210AD**

**Explanation:** IBM Internal Only

**User Response:** Contact the IBM Support Center.

---

**C9C210AE**

**Explanation:** Input object is not a CORBA::Object.

**User Response:** Verify that the object inherits from CORBA::Object.

---

**C9C210AF**

**Explanation:** Something is not correct with the object key. Possibly a UUID of the server or control region is not consistent with the type of communication indicated in the object key.

**User Response:** Report this problem to your next level of support or to the IBM Support Center.

---

**C9C210B0**

**Explanation:** IBM Internal Only

**User Response:** Contact the IBM Support Center.

---

**C9C210B1**

**Explanation:** IBM Internal Only

**User Response:** Contact the IBM Support Center.

---

**C9C210B2**

**Explanation:** The build\_IOR method failed to create an IOR.

**User Response:** Report this problem to your next level of support or to the IBM Support Center.

---

**C9C210B3**

**Explanation:** get\_SCO() was called and initialization was not done.

**User Response:** Insure that the BOA\_init method was called prior to invoking the get\_SCO method.

---

**C9C210B4**

**Explanation:** The object\_to\_IOR method failed to make an IOR.

**User Response:** Report this problem to your next level of support or to the IBM Support Center.

---

## Error (minor) codes

---

**C9C210B5**

**Explanation:** IBM Internal Only

**User Response:** Contact the IBM Support Center.

---

**C9C210B6**

**Explanation:** IBM Internal Only

**User Response:** Contact the IBM Support Center.

---

**C9C210B7**

**Explanation:** IBM Internal Only

**User Response:** Contact the IBM Support Center.

---

**C9C210B8**

**Explanation:** IBM Internal Only

**User Response:** Contact the IBM Support Center.

---

**C9C210B9**

**Explanation:** IBM Internal Only

**User Response:** Contact the IBM Support Center.

---

**C9C210BA**

**Explanation:** IBM Internal Only

**User Response:** Contact the IBM Support Center.

---

**C9C210BB**

**Explanation:** IBM Internal Only

**User Response:** Contact the IBM Support Center.

---

**C9C210BC**

**Explanation:** IBM Internal Only

**User Response:** Contact the IBM Support Center.

---

**C9C210BD**

**Explanation:** IBM Internal Only

**User Response:** Contact the IBM Support Center.

---

**C9C210BE**

**Explanation:** IBM Internal Only

**User Response:** Contact the IBM Support Center.

---

---

**C9C210BF**

**Explanation:** IBM Internal Only

**User Response:** Contact the IBM Support Center.

---

**C9C210C0**

**Explanation:** IBM Internal Only

**User Response:** Contact the IBM Support Center.

---

**C9C210C1**

**Explanation:** IBM Internal Only

**User Response:** Contact the IBM Support Center.

---

**C9C210C2**

**Explanation:** IBM Internal Only

**User Response:** Contact the IBM Support Center.

---

**C9C210C3**

**Explanation:** IBM Internal Only

**User Response:** Contact the IBM Support Center.

---

**C9C210C4**

**Explanation:** IBM Internal Only

**User Response:** Contact the IBM Support Center.

---

**C9C210C5**

**Explanation:** IBM Internal Only

**User Response:** Contact the IBM Support Center.

---

**C9C210C6**

**Explanation:** IBM Internal Only

**User Response:** Contact the IBM Support Center.

---

**C9C210C7**

**Explanation:** IBM Internal Only

**User Response:** Contact the IBM Support Center.

---

**C9C210C8**

**Explanation:** IBM Internal Only

**User Response:** Contact the IBM Support Center.

---

---

**C9C210C9**

**Explanation:** IBM Internal Only

**User Response:** Contact the IBM Support Center.

---

**C9C210CA**

**Explanation:** IBM Internal Only

**User Response:** Contact the IBM Support Center.

---

**C9C210CB**

**Explanation:** IBM Internal Only

**User Response:** Contact the IBM Support Center.

---

**C9C210CC**

**Explanation:** IBM Internal Only

**User Response:** Contact the IBM Support Center.

---

**C9C210CD**

**Explanation:** IBM Internal Only

**User Response:** Contact the IBM Support Center.

---

**C9C210CE**

**Explanation:** IBM Internal Only

**User Response:** Contact the IBM Support Center.

---

**C9C210CF**

**Explanation:** IBM Internal Only

**User Response:** Contact the IBM Support Center.

---

**C9C210D0**

**Explanation:** IBM Internal Only

**User Response:** Contact the IBM Support Center.

---

**C9C210D1**

**Explanation:** When marshalling an object reference into an encapsulation, the object reference was NULL.

**User Response:** Report this error to your next level of support or to the IBM Support Center.

---

**C9C210D2**

**Explanation:** When marshalling an IOR into an encapsulation buffer, a little endian byte order was detected. S/390 should be big endian byte order.

**User Response:** Report this error to your next level of support or to the IBM Support Center.

---



---

**C9C210D3**

**Explanation:** IBM Internal Only

**User Response:** Contact the IBM Support Center.

---

**C9C210D4**

**Explanation:** IBM Internal Only

**User Response:** Contact the IBM Support Center.

---

**C9C210D5**

**Explanation:** IBM Internal Only

**User Response:** Contact the IBM Support Center.

---

**C9C210D6**

**Explanation:** IBM Internal Only

**User Response:** Contact the IBM Support Center.

---

**C9C210D9**

**Explanation:** IBM Internal Only

**User Response:** Contact the IBM Support Center.

---

**C9C210DA**

**Explanation:** IBM Internal Only

**User Response:** Contact the IBM Support Center.

---

**C9C210DB**

**Explanation:** IBM Internal Only

**User Response:** Contact the IBM Support Center.

---

**C9C210DC**

**Explanation:** IBM Internal Only

**User Response:** Contact the IBM Support Center.

---

**C9C210DD**

**Explanation:** IBM Internal Only

**User Response:** Contact the IBM Support Center.

---

**C9C210DE**

**Explanation:** IBM Internal Only

**User Response:** Contact the IBM Support Center.

---

## Error (minor) codes

---

**C9C210DF**

**Explanation:** IBM Internal Only

**User Response:** Contact the IBM Support Center.

---

**C9C210E2**

**Explanation:** IBM Internal Only

**User Response:** Contact the IBM Support Center.

---

**C9C210E3**

**Explanation:** IBM Internal Only

**User Response:** Contact the IBM Support Center.

---

**C9C210E4**

**Explanation:** IBM Internal Only

**User Response:** Contact the IBM Support Center.

---

**C9C210E5**

**Explanation:** IBM Internal Only

**User Response:** Contact the IBM Support Center.

---

**C9C210E6**

**Explanation:** IBM Internal Only

**User Response:** Contact the IBM Support Center.

---

**C9C210E7**

**Explanation:** IBM Internal Only

**User Response:** Contact the IBM Support Center.

---

**C9C210E8**

**Explanation:** IBM Internal Only

**User Response:** Contact the IBM Support Center.

---

**C9C210E9**

**Explanation:** IBM Internal Only

**User Response:** Contact the IBM Support Center.

---

**C9C210EA**

**Explanation:** IBM Internal Only

**User Response:** Contact the IBM Support Center.

---

---

**C9C210EB**

**Explanation:** IBM Internal Only

**User Response:** Contact the IBM Support Center.

---

**C9C210ED**

**Explanation:** IBM Internal Only

**User Response:** Contact the IBM Support Center.

---

**C9C210EF**

**Explanation:** IBM Internal Only

**User Response:** Contact the IBM Support Center.

---

**C9C210F0**

**Explanation:** IBM Internal Only

**User Response:** Contact the IBM Support Center.

---

**C9C210F1**

**Explanation:** IBM Internal Only

**User Response:** Contact the IBM Support Center.

---

**C9C210F2**

**Explanation:** IBM Internal Only

**User Response:** Contact the IBM Support Center.

---

**C9C210F3**

**Explanation:** IBM Internal Only

**User Response:** Contact the IBM Support Center.

---

**C9C210F4**

**Explanation:** IBM Internal Only

**User Response:** Contact the IBM Support Center.

---

**C9C210F5**

**Explanation:** IBM Internal Only

**User Response:** Contact the IBM Support Center.

---

**C9C210F6**

**Explanation:** IBM Internal Only

**User Response:** Contact the IBM Support Center.

---

---

**C9C210F7****Explanation:** IBM Internal Only**User Response:** Contact the IBM Support Center.

---

**C9C210F8****Explanation:** IBM Internal Only**User Response:** Contact the IBM Support Center.

---

**C9C210F9****Explanation:** IBM Internal Only**User Response:** Contact the IBM Support Center.

---

**C9C210FA****Explanation:** IBM Internal Only**User Response:** Contact the IBM Support Center.

---

**C9C210FB****Explanation:** IBM Internal Only**User Response:** Contact the IBM Support Center.

---

**C9C210FC****Explanation:** IBM Internal Only**User Response:** Contact the IBM Support Center.

---

**C9C210FD****Explanation:** IBM Internal Only**User Response:** Contact the IBM Support Center.

---

**C9C210FE****Explanation:** IBM Internal Only**User Response:** Contact the IBM Support Center.

---

**C9C210FF****Explanation:** IBM Internal Only**User Response:** Contact the IBM Support Center.

---

**C9C21100****Explanation:** IBM Internal Only**User Response:** Contact the IBM Support Center.

---

**C9C21101****Explanation:** IBM Internal Only**User Response:** Contact the IBM Support Center.

---

**C9C21102****Explanation:** IBM Internal Only**User Response:** Contact the IBM Support Center.

---

**C9C21103****Explanation:** IBM Internal Only**User Response:** Contact the IBM Support Center.

---

**C9C21104****Explanation:** IBM Internal Only**User Response:** Contact the IBM Support Center.

---

**C9C21105****Explanation:** IBM Internal Only**User Response:** Contact the IBM Support Center.

---

**C9C21106****Explanation:** IBM Internal Only**User Response:** Contact the IBM Support Center.

---

**C9C21107****Explanation:** IBM Internal Only**User Response:** Contact the IBM Support Center.

---

**C9C21108****Explanation:** IBM Internal Only**User Response:** Contact the IBM Support Center.

---

**C9C21109****Explanation:** IBM Internal Only**User Response:** Contact the IBM Support Center.

---

**C9C2110A****Explanation:** IBM Internal Only**User Response:** Contact the IBM Support Center.

## Error (minor) codes

---

### C9C2110B

**Explanation:** IBM Internal Only

**User Response:** Contact the IBM Support Center.

---

### C9C2110C

**Explanation:** IBM Internal Only

**User Response:** Contact the IBM Support Center.

---

### C9C2110D

**Explanation:** IBM Internal Only

**User Response:** Contact the IBM Support Center.

---

### C9C2110E

**Explanation:** IBM Internal Only

**User Response:** Contact the IBM Support Center.

---

### C9C2110F

**Explanation:** An ORB\_Request was Queued to WLM, but never progressed. A ORB\_Request Registry cleanup routine, WLM Queue Snoozer, will drive the exception back to the client.

**User Response:** Make sure that WLM can start the target server region (it may be in a quiesced state). Additionally, check that the transaction time out value is of sufficient length. See the instructions in the WebSphere for z/OS Planning and Installation Guide for setting transaction time out defaults via environment variables (OTS\_DEFAULT\_TIMEOUT and OTS\_MAXIMUM\_TIMEOUT).

---

### C9C21110

**Explanation:** An ORB\_Request was Queued to WLM, but never progressed. A ORB\_Request Registry cleanup routine, WLM Queue Snoozer, will drive the exception back to the client.

**User Response:** Make sure that WLM can start the target server region (it may be in a quiesced state). Additionally, check that the transaction time out value is of sufficient length. See the instructions in the WebSphere for z/OS Planning and Installation Guide for setting transaction time out defaults via environment variables (OTS\_DEFAULT\_TIMEOUT and OTS\_MAXIMUM\_TIMEOUT).

---

### C9C21111

**Explanation:** An ORB\_Request was Queued to WLM, but either never progressed (Global or Hybrid Global Tran) or OTS did not yet do a context\_association (Hybrid Global tran). An ORB\_Request Registry cleanup routine, WLM Queue Snoozer, will drive the

exception back to the Client.

**User Response:** Make sure that WLM can start the target server region (it may be in a quiesced state). Additionally, check that the time out value is of sufficient length. See the instructions in the WebSphere for z/OS Planning and Installation Guide for setting transaction time out defaults via environment variables (OTS\_DEFAULT\_TIMEOUT and OTS\_MAXIMUM\_TIMEOUT).

---

### C9C21112

**Explanation:** An ORB\_Request is under a transaction that has timed out. A ORB\_Request Registry cleanup routine, Transaction Timed Out, will drive the exception back to the client.

**User Response:** Ensure that the transaction time out value is of sufficient length. See the instructions in the WebSphere for z/OS Planning and Installation Guide for setting transaction time out defaults via environment variables (OTS\_DEFAULT\_TIMEOUT and OTS\_MAXIMUM\_TIMEOUT).

---

### C9C21113

**Explanation:** An ORB\_Request is under a transaction that has timed out. A ORB\_Request Registry cleanup routine, Timed Out, will drive the exception back to the client.

**User Response:** Ensure that the transaction time out value is of sufficient length. See the instructions in the WebSphere for z/OS Planning and Installation Guide for setting transaction time out defaults via environment variables (OTS\_DEFAULT\_TIMEOUT and OTS\_MAXIMUM\_TIMEOUT).

---

### C9C21114

**Explanation:** An ORB\_Request is under a transaction that has timed out. A ORB\_Request Registry cleanup routine, Transaction Timed Out, will drive the exception back to the client.

**User Response:** Ensure that the transaction time out value is of sufficient length. See the instructions in the WebSphere for z/OS Planning and Installation Guide for setting transaction time out defaults via environment variables (OTS\_DEFAULT\_TIMEOUT and OTS\_MAXIMUM\_TIMEOUT).

---

### C9C21115

**Explanation:** An unknown error occurred while processing a request in the server region. This error code is returned to the client to indicate that processing of the request has failed.

**User Response:** Check the WebSphere for z/OS error log for information that will indicate what errors were encountered in the failing server region.

---

**C9C21116**

**Explanation:** An unknown error occurred while processing a request in the server region. This error code is returned to the client to indicate that processing of the request has failed.

**User Response:** Check the WebSphere for z/OS error log for information that will indicate what errors were encountered in the failing server region.

---

**C9C21117**

**Explanation:** An unknown error occurred while processing a request in the server region. This error code is returned to the client to indicate that processing of the request has failed.

**User Response:** Check the WebSphere for z/OS error log for information that will indicate what errors were encountered in the failing server region.

---

**C9C21118**

**Explanation:** An unknown error occurred while processing a request in the server region. This error code is returned to the client to indicate that processing of the request has failed.

**User Response:** Check the WebSphere for z/OS error log for information that will indicate what errors were encountered in the failing server region.

---

**C9C21119**

**Explanation:** An unknown error occurred while processing a request in the server region. This error code is returned to the client to indicate that processing of the request has failed.

**User Response:** Check the WebSphere for z/OS error log for information that will indicate what errors were encountered in the failing server region.

---

**C9C21120**

**Explanation:** An unknown error occurred while processing a request in the server region. This error code is returned to the client to indicate that processing of the request has failed.

**User Response:** Check the WebSphere for z/OS error log for information that will indicate what errors were encountered in the failing server region.

---

**C9C21121**

**Explanation:** An unknown error occurred while processing a request in the server region. This error code is returned to the client to indicate that processing of the request has failed.

**User Response:** Check the WebSphere for z/OS error

log for information that will indicate what errors were encountered in the failing server region.

---

**C9C21122**

**Explanation:** An unknown error occurred while processing a request in the server region. This error code is returned to the client to indicate that processing of the request has failed.

**User Response:** Check the WebSphere for z/OS error log for information that will indicate what errors were encountered in the failing server region.

---

**C9C21123**

**Explanation:** An unknown error occurred while processing a request in the server region. This error code is returned to the client to indicate that processing of the request has failed.

**User Response:** Check the WebSphere for z/OS error log for information that will indicate what errors were encountered in the failing server region.

---

**C9C21124**

**Explanation:** An unknown error occurred while processing a request in the server region. This error code is returned to the client to indicate that processing of the request has failed.

**User Response:** Check the WebSphere for z/OS error log for information that will indicate what errors were encountered in the failing server region.

---

**C9C21125**

**Explanation:** IBM Internal Only

**User Response:** Contact the IBM Support Center.

---

**C9C21126**

**Explanation:** IBM Internal Only

**User Response:** Contact the IBM Support Center.

---

**C9C21127**

**Explanation:** IBM Internal Only

**User Response:** Contact the IBM Support Center.

---

**C9C21128**

**Explanation:** IBM Internal Only

**User Response:** Contact the IBM Support Center.

---



## Error (minor) codes

---

### C9C21129

**Explanation:** IBM Internal Only

**User Response:** Contact the IBM Support Center.

---

### C9C2112A

**Explanation:** IBM Internal Only

**User Response:** Contact the IBM Support Center.

---

### C9C2112B

**Explanation:** IBM Internal Only

**User Response:** Contact the IBM Support Center.

---

### C9C2112C

**Explanation:** IBM Internal Only

**User Response:** Contact the IBM Support Center.

---

### C9C2112D

**Explanation:** CORBA::BOA::get\_principal was invoked but is not supported.

**User Response:** Do not invoke CORBA::BOA::get\_principal

---

### C9C2112E

**Explanation:** A DII method was used on a CORBA::Request object that has not been created for use with DII.

**User Response:** Do not use this method or change the way the CORBA::Request object is created.

---

### C9C2112F

**Explanation:** One of the DSI methods params(), ctx(), result() or exception of class ServerRequest has been called out of order.

**User Response:** Call the methods in the right order as specified in CORBA 2.0 and never call the same method twice.

---

### C9C21130

**Explanation:** CORBA::CBSeriesGlobal::hostName was invoked but is not supported.

**User Response:** Do not invoke CORBA::CBSeriesGlobal::hostName.

---

---

### C9C21131

**Explanation:** Unable to dispatch method due to MO bindings generated as localonly objects.

**User Response:** Regenerate MO bindings as remotable objects.

---

### C9C21132

**Explanation:** CORBA::BOA::create was invoked but is not supported.

**User Response:** Do not invoke CORBA::BOA::create

---

### C9C21133

**Explanation:** CORBA::BOA::dispose was invoked but is not supported.

**User Response:** Do not invoke CORBA::BOA::dispose

---

### C9C21134

**Explanation:** CORBA::BOA::get\_id was invoked but is not supported.

**User Response:** Do not invoke CORBA::BOA::get\_id

---

### C9C21135

**Explanation:** IBM Internal Only

**User Response:** Contact the IBM Support Center.

---

### C9C21136

**Explanation:** IBM Internal Only

**User Response:** Contact the IBM Support Center.

---

### C9C21137

**Explanation:** IBM Internal Only

**User Response:** Contact the IBM Support Center.

---

### C9C21138

**Explanation:** IBM Internal Only

**User Response:** Contact the IBM Support Center.

---

### C9C21139

**Explanation:** CORBA::Object\_ORBProxy::\_get\_implementation was invoked from client which is not supported.

**User Response:** Do not invoke CORBA::Object\_ORBProxy::\_get\_implementation from a client.

---

---

**C9C2113A****Explanation:** IBM Internal Only**User Response:** Contact the IBM Support Center.

---

**C9C2113B****Explanation:** IBM Internal Only**User Response:** Contact the IBM Support Center.

---

**C9C2113C****Explanation:** IBM Internal Only**User Response:** Contact the IBM Support Center.

---

**C9C2113D****Explanation:** ORB::resolve\_initial\_references could not complete because it was unable to determine from where to get the initial references.**User Response:** The RESOLVE\_IPNAME environment variable must specify a TCP/IP name of a system where the initial references can be resolved (i.e. a S/390 system where a WebSphere for z/OS Systems Management server is running) or else a WebSphere for z/OS Daemon and Systems Management server must be running on the same system where the resolve\_initial\_references was issued

---

**C9C2113E****Explanation:** IBM Internal Only**User Response:** Contact the IBM Support Center.

---

**C9C2113F****Explanation:** IBM Internal Only**User Response:** Contact the IBM Support Center.

---

**C9C21140****Explanation:** IBM Internal Only**User Response:** Contact the IBM Support Center.

---

**C9C21141****Explanation:** IBM Internal Only**User Response:** Contact the IBM Support Center.

---

**C9C21142****Explanation:** IBM Internal Only**User Response:** Contact the IBM Support Center.

---

**C9C21143****Explanation:** IBM Internal Only**User Response:** Contact the IBM Support Center.

---

**C9C21145****Explanation:** IBM Internal Only**User Response:** Contact the IBM Support Center.

---

**C9C21146****Explanation:** IBM Internal Only**User Response:** Contact the IBM Support Center.

---

**C9C21147****Explanation:** CORBA::Object\_ORBProxy::\_decref() was invoked to decrement the reference count of the object but the reference count was 0.**User Response:** Check application to make sure that CORBA::release is not being issued too many times. If it is an internal object, report this error to the IBM Support Center.

---

**C9C21148****Explanation:** IBM Internal Only**User Response:** Contact the IBM Support Center.

---

**C9C21149****Explanation:** COMM failed when trying to drive a locate request to the daemon.**User Response:** Check the error log for a COMM failure error message.

---

**C9C2114A****Explanation:** IBM Internal Only**User Response:** Contact the IBM Support Center.

---

**C9C2114B****Explanation:** IBM Internal Only**User Response:** Contact the IBM Support Center.

---

**C9C2114C****Explanation:** IBM Internal Only**User Response:** Contact the IBM Support Center.

## Error (minor) codes

---

### C9C2114D

**Explanation:** IBM Internal Only

**User Response:** Contact the IBM Support Center.

---

### C9C2114E

**Explanation:** The Naming IOR has not been stored in the Systems Management Sysplex object, so it cannot be stored in the BGVV.

**User Response:** Since the Naming IOR is generated in Phase 1 of the Systems Management bootstrap, this situation indicates the Systems Management bootstrap needs to be run.

---

### C9C2114F

**Explanation:** The IR IOR has not been stored in the Systems Management Sysplex object, so it cannot be stored in the BGVV.

**User Response:** Since the IR IOR is generated in Phase 1 of the Systems Management bootstrap, this situation indicates the Systems Management bootstrap needs to be run.

---

### C9C21150

**Explanation:** The Systems Management SMO IOR has not been stored in the Systems Management server object, so it cannot be stored in the BGVV.

**User Response:** Since the SM SMO IOR is generated in Phase 1 of the Systems Management bootstrap, this situation indicates the Systems Management bootstrap needs to be run.

---

### C9C21151

**Explanation:** IBM Internal Only

**User Response:** Contact the IBM Support Center.

---

### C9C21152

**Explanation:** An attempt to start TCP/IP listening has failed.

**User Response:** Check the error log for more information that will indicate what errors were encountered.

---

### C9C21153

**Explanation:** BBOOSCO:readMasterRecord was called but the Master Record is not present. The Systems Management bootstrap is not being driven.

**User Response:** Restart the daemon with the -ORBCBI parameter so that the Systems Management bootstrap will be driven.

---

---

### C9C21154

**Explanation:** BBOOSCO:readMasterRecord encountered an error while attempting to update the WebSphere for z/OS Systems Management Master Record.

**User Response:** Check the WebSphere for z/OS error log for information that will indicate what errors were encountered. Possible causes are an update attempt was made to tables that were not there, or the bind jobs were not run for WebSphere for z/OS.

---

### C9C21155

**Explanation:** BBOOSCO:initialize\_SCOI\_Server encountered an error while attempting to read server configuration information from DB2 tables.

**User Response:** Check the WebSphere for z/OS error log for information that will indicate what errors were encountered. Possible causes are the address space is not authorized to use DB2, a read attempt was made to tables that were not there, or the bind jobs were not run for WebSphere for z/OS.

---

### C9C21156

**Explanation:** BBOOSCO:initialize\_SCOI\_Server did not find the server defined in the Systems Management Tables.

**User Response:** Turn on exception tracing retry if it isn't already on. Additional information on which server record was not found will be traced. This error can only happen on the Systems Management server or the daemon. The probable cause is the Systems Management bootstrap failed or has not been run.

---

### C9C21157

**Explanation:** IBM Internal Only

**User Response:** Contact the IBM Support Center.

---

### C9C21158

**Explanation:** IBM Internal Only

**User Response:** Contact the IBM Support Center.

---

### C9C21159

**Explanation:** IBM Internal Only

**User Response:** Contact the IBM Support Center.

---

### C9C2115A

**Explanation:** IBM Internal Only

**User Response:** Contact the IBM Support Center.

---

---

**C9C2115B**

**Explanation:** IBM Internal Only

**User Response:** Contact the IBM Support Center.

---

**C9C2115C**

**Explanation:** IBM Internal Only

**User Response:** Contact the IBM Support Center.

---

**C9C2115D**

**Explanation:** IBM Internal Only

**User Response:** Contact the IBM Support Center.

---

**C9C2115E**

**Explanation:** IBM Internal Only

**User Response:** Contact the IBM Support Center.

---

**C9C2115F**

**Explanation:** IBM Internal Only

**User Response:** Contact the IBM Support Center.

---

**C9C21160**

**Explanation:** IBM Internal Only

**User Response:** Contact the IBM Support Center.

---

**C9C21161**

**Explanation:** IBM Internal Only

**User Response:** Contact the IBM Support Center.

---

**C9C21162**

**Explanation:** IBM Internal Only

**User Response:** Contact the IBM Support Center.

---

**C9C21163**

**Explanation:** IBM Internal Only

**User Response:** Contact the IBM Support Center.

---

**C9C21164**

**Explanation:** IBM Internal Only

**User Response:** Contact the IBM Support Center.

---



---

**C9C21165**

**Explanation:** IBM Internal Only

**User Response:** Contact the IBM Support Center.

---

**C9C21166**

**Explanation:** IBM Internal Only

**User Response:** Contact the IBM Support Center.

---

**C9C21167**

**Explanation:** IBM Internal Only

**User Response:** Contact the IBM Support Center.

---

**C9C21168**

**Explanation:** The index of the request sequence is equal or bigger than the length of the sequence.

**User Response:** Use only access to valid sequence elements.

---

**C9C21169**

**Explanation:** IBM Internal Only

**User Response:** Contact the IBM Support Center.

---

**C9C2116A**

**Explanation:** IBM Internal Only

**User Response:** Contact the IBM Support Center.

---

**C9C2116B**

**Explanation:** IBM Internal Only

**User Response:** Contact the IBM Support Center.

---

**C9C2116C**

**Explanation:** IBM Internal Only

**User Response:** Contact the IBM Support Center.

---

**C9C2116D**

**Explanation:** IBM Internal Only

**User Response:** Contact the IBM Support Center.

---

**C9C2116E**

**Explanation:** BBOOSCO:getSCO did not find the server defined in the Systems Management tables for this sysplex at the currently active level.

**User Response:** Turn on exception tracing retry and if it isn't already on. Additional information on which server was not found will be traced. Possible causes are

## Error (minor) codes

the server wasn't defined using the Systems Management End User Interface (EUI) or if the server was defined using the Systems Management EUI, the conversation containing that server has not yet been activated using the Systems Management EUI.

---

### C9C2116F

**Explanation:** BBOOSCO:getSCO could not obtain this server's configuration data from the Systems Management Control Region.

**User Response:** Turn on exception tracing and retry if it isn't already on. Additional information on which server is in error will be traced. Additional trace information may also be found in the Systems Management control region exception trace output. Possible causes are the server wasn't defined using the Systems Management End User Interface (EUI) or if the server was defined using the Systems Management EUI, the conversation containing that server has not yet been activated using the Systems Management EUI. Another possible cause is the server could not call back to the Systems Management control region. If the EUI indicates the server is defined and the conversation that contains it is the activated conversation, report the problem to your next level of support or the IBM Support Center.

---

### C9C21170

**Explanation:** Class Manager failed to find the specified class in the list of classes supported by the server. The application that contains this class may not be properly defined or installed on the server.

**User Response:** Look in the error log to determine which class is in error. Additional information can be found in the trace when exception tracing is turned on. Possible causes are the class wasn't installed using the Systems Management End User Interface (EUI) or if the class was installed using the Systems Management EUI, the conversation containing that class has not yet been activated using the Systems Management EUI. If the EUI indicates the class is supported, report the problem to your next level of support or the IBM Support Center.

---

### C9C21171

**Explanation:** CORBA::ImplRepository::find\_impldef\_by\_alias was invoked by client.

**User Response:** Change the client program so that it does not invoke CORBA::ImplRepository::find\_impldef\_by\_alias

---

### C9C21172

**Explanation:** CORBA::ImplRepository::find\_impldef was invoked by client.

**User Response:** Change the client program so that it does not invoke CORBA::ImplRepository::find\_impldef

---

### C9C21173

**Explanation:** CORBA::ImplRepository::find\_impldef\_by\_alias was invoked but an error occurred trying to narrow to a CORBA::ImplementationDef object.

**User Response:** Ensure that the server for the input alias is started. When exception tracing is on, the input alias is traced.

---

### C9C21174

**Explanation:** CORBA::ImplRepository::find\_impldef\_by\_alias was invoked but an error occurred trying create an object.

**User Response:** Ensure that the server for the input alias is started. When exception tracing is on, the input alias is traced.

---

### C9C21175

**Explanation:** CORBA::ImplRepository::find\_impldef\_by\_alias was invoked but an error occurred tryng to build a IOR.

**User Response:** Ensure that the server for the input alias is started. When exception tracing is on, the input alias is traced.

---

### C9C21176

**Explanation:** CORBA::ImplRepository::find\_impldef was invoked but an error occurred tryng find the implementationDef for the input implid.

**User Response:** Ensure that the server for the input implid is started. When exception tracing is on, the input implid is traced. Explanation: The Daemon was started but no IP Name was specified for the Daemon in the environment variable. This is required for Daemon initialization. Suggested Action: Ensure the DAEMON\_IPNAME environment variable is set to a valid value and restart the Daemon. The environment variable can be set in the environment variable file pointed to by the Daemon proc by the BBOENV DD.

---

### C9C21178

**Explanation:** While a WebSphere for z/OS Daemon was active when this server starting initializing, it was no longer present when initialization completed. Since no WebSphere for z/OS servers can exist without a Daemon present on the system, this server must end.

**User Response:** Determine why the Daemon failed and restart the daemon and other servers as necessary.

---

**C9C21179**

**Explanation:** IBM Internal Only

**User Response:** Contact the IBM Support Center.

---

**C9C2117A**

**Explanation:** IBM Internal Only

**User Response:** Contact the IBM Support Center.

---

**C9C2117B**

**Explanation:** IBM Internal Only

**User Response:** Contact the IBM Support Center.

---

**C9C2117C**

**Explanation:** IBM Internal Only

**User Response:** Contact the IBM Support Center.

---

**C9C2117D**

**Explanation:** IBM Internal Only

**User Response:** Contact the IBM Support Center.

---

**C9C2117E**

**Explanation:** IBM Internal Only

**User Response:** Contact the IBM Support Center.

---

**C9C2117F**

**Explanation:** While a WebSphere for z/OS Daemon was active when this server starting initializing, it was no longer present when initialization completed. Since no WebSphere for z/OS servers can exist without a Daemon present on the system, this server must end.

**User Response:** Determine why the Daemon failed and restart the daemon and other servers as necessary.

---

**C9C21180**

**Explanation:** While a WebSphere for z/OS Daemon was active when this server starting initializing, it was no longer present when initialization completed. Since no WebSphere for z/OS servers can exist without a Daemon present on the system, this server must end.

**User Response:** Determine why the Daemon failed and restart the daemon and other servers as necessary.

---

**C9C21181**

**Explanation:** IBM Internal Only

**User Response:** Contact the IBM Support Center.

---

**C9C21182**

**Explanation:** IBM Internal Only

**User Response:** Contact the IBM Support Center.

---

**C9C21183**

**Explanation:** IBM Internal Only

**User Response:** Contact the IBM Support Center.

---

**C9C21184**

**Explanation:** IBM Internal Only

**User Response:** Contact the IBM Support Center.

---

**C9C21185**

**Explanation:** An attempt was made to start a WebSphere for z/OS Control Region while another Control Region with the same specific server name was also starting. Only one WebSphere for z/OS Control Region with a given specific server name can be active at one time. This Control Region terminates in error.

**User Response:** Do not attempt to start two WebSphere for z/OS Control Regions with the same specific server name.

---

**C9C21186**

**Explanation:** An attempt was made to start a WebSphere for z/OS Control Region while another Control Region with the same specific server name was active. Only one WebSphere for z/OS Control Region with a given specific server name can be active at one time. This Control Region terminates in error.

**User Response:** Do not attempt to start two WebSphere for z/OS Control Regions with the same specific server name.

---

**C9C21187**

**Explanation:** IBM Internal Only

**User Response:** Contact the IBM Support Center.

---

**C9C21188**

**Explanation:** IBM Internal Only

**User Response:** Contact the IBM Support Center.



## Error (minor) codes

---

### C9C21189

**Explanation:** IBM Internal Only

**User Response:** Contact the IBM Support Center.

---

### C9C2118A

**Explanation:** WebSphere for z/OS Control Regions can not start without an active WebSphere for z/OS Systems Management Server on the same system. The server which attempted to start was unable to locate a Systems Management Server on this system and will terminate in error.

**User Response:** Start the WebSphere for z/OS Systems Management Server on this system prior to starting other WebSphere for z/OS servers.

---

### C9C2118B

**Explanation:** WebSphere for z/OS Control Regions can not start without an active WebSphere for z/OS Systems Management Server on the same system. The server which attempted to start was unable to locate a Systems Management Server on this system and will terminate in error.

**User Response:** Start the WebSphere for z/OS Systems Management Server on this system prior to starting other WebSphere for z/OS servers.

---

### C9C2118C

**Explanation:** IBM Internal Only

**User Response:** Contact the IBM Support Center.

---

### C9C2118D

**Explanation:** Before a server region can start, the control region which it is associated with must be initialized. This server region was unable to find its owning control region and thus terminates.

**User Response:** Ensure this server region's owning control region is active before starting the server region.

---

### C9C2118E

**Explanation:** An attempt was made to start a WebSphere for z/OS Control Region while another Control Region with the same specific server name was active. Only one WebSphere for z/OS Control Region with a given specific server name can be active at one time. This Control Region terminates in error.

**User Response:** Do not attempt to start two WebSphere for z/OS Control Regions with the same specific server name.

---

---

### C9C2118F

**Explanation:** IBM Internal Only

**User Response:** Contact the IBM Support Center.

---

### C9C21190

**Explanation:** Timeout occurred waiting for the naming server to start. We are unable to continue without it, so an exception is thrown.

**User Response:** Determine why the naming server failed to start before the timeout occurred, correct the problem, and try again.

---

### C9C21191

**Explanation:** Timeout occurred waiting for the IR server to start. We are unable to continue without it, so an exception is thrown.

**User Response:** Determine why the IR server failed to start before the timeout occurred, correct the problem, and try again.

---

### C9C21192

**Explanation:** Timeout occurred waiting for the Systems Management Server to start. We are unable to continue without it, so an exception is thrown.

**User Response:** Determine why the SM server failed to start before the timeout occurred, correct the problem, and try again.

---

### C9C21193

**Explanation:** IBM Internal Only

**User Response:** Contact the IBM Support Center.

---

### C9C21194

**Explanation:** ORB\_Request::setSystemException was invoked with an unrecognized System Exception. The unrecognized System Exception was traced and a CORBA::UNKNOWN System Exception with this minor code was placed into the ORB\_Request to be returned to the client.

**User Response:** Determine the origin of the unrecognized System Exception. Use this information to determine the reason for the failure.

---

### C9C21195

**Explanation:** ORB\_Request::getSystemExceptionId encountered an unrecognized System Exception. The unrecognized System Exception was traced and a CORBA::UNKNOWN System Exception with this minor code was placed into the ORB\_Request to be returned to the client.

---



**User Response:** Determine the origin of the unrecognized System Exception. Use this information to determine the reason for the failure.

---

**C9C21196**

**Explanation:** The WebSphere for z/OS server region execution thread caught a ... This is an incorrect throw. A system exception with this error code is created and returned.

**User Response:** If application code is throwing something other than a system or user exception, change the application code to throw a system exception or a user exception that the method indicates it raises. If it is not application code, report this error to your next level of support or to the IBM Support Center.

---

**C9C21197**

**Explanation:** The DAEMON\_IPNAME environment variable is set to an IP address. It must be set to an IP name, host n name.

**User Response:** Correct the DAEMON\_IPNAME environment variable and run the Systems Management Bootstrap again.

---

**C9C21198**

**Explanation:** Cannot open converter

**User Response:** Code set may not be compatible

---

**C9C21199**

**Explanation:** Cannot open converter

**User Response:** Code set may not be compatible

---

**C9C2119A**

**Explanation:** Conversion Error

**User Response:** Code set may not be compatible

---

**C9C2119B**

**Explanation:** Conversion Error

**User Response:** Code set may not be compatible

---

**C9C2119C**

**Explanation:** Incorrect data length

**User Response:** Make sure the input data length is correct

---

**C9C2119D**

**Explanation:** The input codeset is not found in registry

**User Response:** check if codeset is supported

---

**C9C2119E**

**Explanation:** The input codeset is not found in registry

**User Response:** check if codeset is supported

---

**C9C2119F**

**Explanation:** The input codeset is not found in registry

**User Response:** check if codeset is supported

---

**C9C211A0**

**Explanation:** The input codeset is not found in registry

**User Response:** check if codeset is supported

---

**C9C211A1**

**Explanation:** The input codeset is not found in registry

**User Response:** check if codeset is supported

---

**C9C211A2**

**Explanation:** The input codeset is not found in registry

**User Response:** check if codeset is supported

---

**C9C211A3**

**Explanation:** The input codeset is not found in registry

**User Response:** check if codeset is supported

---

**C9C211A4**

**Explanation:** IBM Internal Only

**User Response:** Contact the IBM Support Center.

---

**C9C211A5**

**Explanation:** IBM Internal Only

**User Response:** Contact the IBM Support Center.

## Error (minor) codes

---

**C9C211A6**

**Explanation:** IBM Internal Only

**User Response:** Contact the IBM Support Center.

---

**C9C211A7**

**Explanation:** IBM Internal Only

**User Response:** Contact the IBM Support Center.

---

**C9C211A8**

**Explanation:** IBM Internal Only

**User Response:** Contact the IBM Support Center.

---

**C9C211A9**

**Explanation:** IBM Internal Only

**User Response:** Contact the IBM Support Center.

---

**C9C211AA**

**Explanation:** IBM Internal Only

**User Response:** Contact the IBM Support Center.

---

**C9C211AB**

**Explanation:** IBM Internal Only

**User Response:** Contact the IBM Support Center.

---

**C9C211AC**

**Explanation:** IBM Internal Only

**User Response:** Contact the IBM Support Center.

---

**C9C211AD**

**Explanation:** IBM Internal Only

**User Response:** Contact the IBM Support Center.

---

**C9C211AE**

**Explanation:** IBM Internal Only

**User Response:** Contact the IBM Support Center.

---

**C9C211AF**

**Explanation:** IBM Internal Only

**User Response:** Contact the IBM Support Center.

---

---

**C9C211B0**

**Explanation:** IBM Internal Only

**User Response:** Contact the IBM Support Center.

---

**C9C211B1**

**Explanation:** IBM Internal Only

**User Response:** Contact the IBM Support Center.

---

**C9C211B2**

**Explanation:** IBM Internal Only

**User Response:** Contact the IBM Support Center.

---

**C9C211B3**

**Explanation:** IBM Internal Only

**User Response:** Contact the IBM Support Center.

---

**C9C211B4**

**Explanation:** IBM Internal Only

**User Response:** Contact the IBM Support Center.

---

**C9C211B5**

**Explanation:** IBM Internal Only

**User Response:** Contact the IBM Support Center.

---

**C9C211B6**

**Explanation:** IBM Internal Only

**User Response:** Contact the IBM Support Center.

---

**C9C211B7**

**Explanation:** IBM Internal Only

**User Response:** Contact the IBM Support Center.

---

**C9C211B8**

**Explanation:** IBM Internal Only

**User Response:** Contact the IBM Support Center.

---

**C9C211B9**

**Explanation:** IBM Internal Only

**User Response:** Contact the IBM Support Center.

---

---

**C9C211BA****Explanation:** IBM Internal Only**User Response:** Contact the IBM Support Center.

---

**C9C211BB****Explanation:** IBM Internal Only**User Response:** Contact the IBM Support Center.

---

**C9C211BC****Explanation:** IBM Internal Only**User Response:** Contact the IBM Support Center.

---

**C9C211BD****Explanation:** IBM Internal Only**User Response:** Contact the IBM Support Center.

---

**C9C211BE****Explanation:** IBM Internal Only**User Response:** Contact the IBM Support Center.

---

**C9C211BF****Explanation:** IBM Internal Only**User Response:** Contact the IBM Support Center.

---

**C9C211C0****Explanation:** IBM Internal Only**User Response:** Contact the IBM Support Center.

---

**C9C211C1****Explanation:** IBM Internal Only**User Response:** Contact the IBM Support Center.

---

**C9C211C2****Explanation:** IBM Internal Only**User Response:** Contact the IBM Support Center.

---

**C9C211C3****Explanation:** IBM Internal Only**User Response:** Contact the IBM Support Center.

---

**C9C211C4****Explanation:** IBM Internal Only**User Response:** Contact the IBM Support Center.

---

**C9C211C5****Explanation:** IBM Internal Only**User Response:** Contact the IBM Support Center.

---

**C9C211C6****Explanation:** IBM Internal Only**User Response:** Contact the IBM Support Center.

---

**C9C211C7****Explanation:** COMM failed when trying to drive a locate request to the daemon.**User Response:** Check the error log for a COMM failure error message.

---

**C9C211C8****Explanation:** IBM Internal Only**User Response:** Contact the IBM Support Center.

---

**C9C211C9****Explanation:** IBM Internal Only**User Response:** Contact the IBM Support Center.

---

**C9C211CA****Explanation:** IBM Internal Only**User Response:** Contact the IBM Support Center.

---

**C9C211CB****Explanation:** IBM Internal Only**User Response:** Contact the IBM Support Center.

---

**C9C211CC****Explanation:** IBM Internal Only**User Response:** Contact the IBM Support Center.

---

**C9C211CE****Explanation:** IBM Internal Only**User Response:** Contact the IBM Support Center.

## Error (minor) codes

---

### C9C211CF

**Explanation:** IBM Internal Only

**User Response:** Contact the IBM Support Center.

---

### C9C211D0

**Explanation:** IBM Internal Only

**User Response:** Contact the IBM Support Center.

---

### C9C211D1

**Explanation:** Cannot open converter

**User Response:** Code set may not be compatible

---

### C9C211D2

**Explanation:** Cannot open converter

**User Response:** Code set may not be compatible

---

### C9C211D3

**Explanation:** IBM Internal Only

**User Response:** Contact the IBM Support Center.

---

### C9C211D4

**Explanation:** IBM Internal Only

**User Response:** Contact the IBM Support Center.

---

### C9C211D5

**Explanation:** IBM Internal Only

**User Response:** Contact the IBM Support Center.

---

### C9C211D6

**Explanation:** Couldn't create a proxy object in rebuild\_proxy.

**User Response:** Report this problem to your next level of support or to the IBM Support Center.

---

### C9C211D7

**Explanation:** BBOOSCO:readMasterRecord encountered an error while attempting to read the WebSphere for z/OS Systems Management Master Record.

**User Response:** Check the WebSphere for z/OS error log for information that will indicate what errors were encountered. Possible causes are an update attempt was made to tables that were not there, or the bind jobs were not run for WebSphere for z/OS.

---

---

### C9C211D8

**Explanation:** CORBA::Context::delete\_values was invoked but the input property name was not found in the context object.

**User Response:** If encountered by application code, check for application error. If encountered by system code, report this error to your next level of support or to the IBM Support Center.

---

### C9C211D9

**Explanation:** Processing in a control region was halted because it was detected that the WebSphere for z/OS Daemon was not active.

**User Response:** The WebSphere for z/OS Daemon is required for WebSphere for z/OS servers to be active. All WebSphere for z/OS servers should terminate if the Daemon ends. This abend may occur if the servers are processing work when the Daemon terminates. Restart the Daemon when ready.

---

### C9C211DA

**Explanation:** Processing in a control region was halted because it was detected that the WebSphere for z/OS Daemon was not active.

**User Response:** The WebSphere for z/OS Daemon is required for WebSphere for z/OS servers to be active. All WebSphere for z/OS servers should terminate if the Daemon ends. This abend may occur if the servers are processing work when the Daemon terminates. Restart the Daemon when ready.

---

### C9C211DB

**Explanation:** resolve\_initial\_references was called before doing ORB\_init and BOA\_init.

**User Response:** Make sure both the ORB and the BOA are initialized, either by a call to CBSeriesGlobal::Initialize() or by some other method, before resolve\_initial\_references is called.

---

### C9C211DC

**Explanation:** resolve\_initial\_references\_remote was called before doing ORB\_init and BOA\_init.

**User Response:** Make sure both the ORB and the BOA are initialized, either by a call to CBSeriesGlobal::Initialize() or by some other method, before resolve\_initial\_references\_remote is called.

---

### C9C211DD

**Explanation:** IBM Internal Only

**User Response:** Contact the IBM Support Center.

---

---

**C9C211DE**

**Explanation:** IBM Internal Only

**User Response:** Contact the IBM Support Center.

---

**C9C211DF**

**Explanation:** IBM Internal Only

**User Response:** Contact the IBM Support Center.

---

**C9C211E0**

**Explanation:** IBM Internal Only

**User Response:** Contact the IBM Support Center.

---

**C9C211E1**

**Explanation:** IBM Internal Only

**User Response:** Contact the IBM Support Center.

---

**C9C211E2**

**Explanation:** IBM Internal Only

**User Response:** Contact the IBM Support Center.

---

**C9C211E3**

**Explanation:** In encode\_objref, pfactory is NULL after lookup of pfactory in ptable.

**User Response:** pfactory looks up the table entry for a certain classname in ptable. Look at the system error message to determine what classname was "looked up" in ptable.

---

**C9C211E4**

**Explanation:** In encode\_objref, attempted to marshal a local\_only object during a request. Here local\_only means a local object residing in a pure client-only process.

**User Response:** Don't marshal a local\_only object while a request is in progress.

---

**C9C211E5**

**Explanation:** BBOOSCO:readMasterRecord encountered an error while attempting to update the WebSphere for z/OS Systems Management Master Record.

**User Response:** Check the WebSphere for z/OS error log for information that will indicate what errors were encountered. Probable cause is the address space is not authorized to use DB2.

---



---

**C9C211E6**

**Explanation:** BBOOSCO:readMasterRecord encountered an error while attempting to read the WebSphere for z/OS Systems Management Master Record.

**User Response:** Check the WebSphere for z/OS error log for information that will indicate what errors were encountered. Probable cause is the address space is not authorized to use DB2.

---

**C9C211E7**

**Explanation:** ORBid keyword to ORB\_init must specify a value of BOSS

**User Response:** Provide a value of BOSS as the value of the ORBid keyword.

---

**C9C211E8**

**Explanation:** ORBid keyword must be specified on ORB\_init with a value

**User Response:** Specify ORBid BOSS.

---

**C9C211E9**

**Explanation:** ORBsrvmname keyword to ORB\_init must have a value

**User Response:** Specify ORBsrvmname with a valid server name

---

**C9C211EA**

**Explanation:** The ORBType keyword to ORB\_init must have a valid value

**User Response:** Specify ORBType with a valid value.

---

**C9C211EB**

**Explanation:** Initialization of a WebSphere for z/OS Server failed loading a required product load module. Look for the accompanying message for the name of the module which could not be found.

**User Response:** Determine which module could not be found and why and correct the problem and restart the server.

---

**C9C211EC**

**Explanation:** RRS is required for WebSphere for z/OS to function. During initialization of a WebSphere for z/OS Server, RRS could not be found. The server terminates.

**User Response:** Make sure RRS is up and initialized.

---

## Error (minor) codes

---

### C9C211ED

**Explanation:** The value specified for the ORBCBI keyword to ORB\_init was not one of COLD, WARM, or HOT.

**User Response:** Specify a valid value.

---

### C9C211EE

**Explanation:** The ORBCBI keyword to ORB\_init requires a valid value

**User Response:** Specify COLD, WARM, or HOT as a value. Example: START BBODMN,BOOT='-ORBCBI COLD' (where BBODMN is the Daemon proc name).

---

### C9C211F0

**Explanation:** IBM Internal Only

**User Response:** Contact the IBM Support Center.

---

### C9C211F1

**Explanation:** IBM Internal Only

**User Response:** Contact the IBM Support Center.

---

### C9C211F2

**Explanation:** IBM Internal Only

**User Response:** Contact the IBM Support Center.

---

### C9C211F3

**Explanation:** IBM Internal Only

**User Response:** Contact the IBM Support Center.

---

### C9C211F4

**Explanation:** IBM Internal Only

**User Response:** Contact the IBM Support Center.

---

### C9C211F5

**Explanation:** IBM Internal Only

**User Response:** Contact the IBM Support Center.

---

### C9C211F6

**Explanation:** IBM Internal Only

**User Response:** Contact the IBM Support Center.

---

---

### C9C211F7

**Explanation:** IBM Internal Only

**User Response:** Contact the IBM Support Center.

---

### C9C211F8

**Explanation:** IBM Internal Only

**User Response:** Contact the IBM Support Center.

---

### C9C211F9

**Explanation:** IBM Internal Only

**User Response:** Contact the IBM Support Center.

---

### C9C211FA

**Explanation:** IBM Internal Only

**User Response:** Contact the IBM Support Center.

---

### C9C211FB

**Explanation:** IBM Internal Only

**User Response:** Contact the IBM Support Center.

---

### C9C211FC

**Explanation:** IBM Internal Only

**User Response:** Contact the IBM Support Center.

---

### C9C211FD

**Explanation:** IBM Internal Only

**User Response:** Contact the IBM Support Center.

---

### C9C211FE

**Explanation:** IBM Internal Only

**User Response:** Contact the IBM Support Center.

---

### C9C211FF

**Explanation:** IBM Internal Only

**User Response:** Contact the IBM Support Center.

---

### C9C21200

**Explanation:** This exception is accompanied by message BBOU0092E with the name of the DLL.

**User Response:** Locate message BBOU0092E in the error log to determine the name of the DLL which could not be loaded. Place missing DLL in the STEPLIB concatenation so that it can be found

---



---

**C9C21201**

**Explanation:** IBM Internal Only

**User Response:** Contact the IBM Support Center.

---

**C9C21202**

**Explanation:** CBSeriesGlobal::hostName was called from a WebSphere for z/OS server space. In this environment the hostName returned would be the DAEMON\_IPNAME environment variable specified for the Daemon on this system. However, it appears the daemon is not active (perhaps it is terminating) on this system.

**User Response:** If the Daemon was terminating or down at the time this error occurred, then no action is necessary as it is expected.

---

**C9C21203**

**Explanation:** Systems management server created requested data space for SMF data gathering but the ALESERV failed. No data gathering will be done.

**User Response:** Locate message BBOU0042E in the error log to get the ALESERV return code. If the problem persists, contact your next level of support or the IBM Support Center.

---

**C9C21204**

**Explanation:** Systems management server tried to create requested dataspace but the DSPSERV failed. No data gathering will be done.

**User Response:** Locate message BBOU0042E in the error log to get the DSPSERV return and reason codes. If the problem persists, contact your next level of support or the IBM Support Center.

---

**C9C21205**

**Explanation:** Systems management server created the requested data space for SMF data gathering but when this server tried the ALESERV the ALESERV failed. No data gathering will be done.

**User Response:** Locate message BBOU0042E in the error log to get the ALESERV return code. If the problem persists, contact your next level of support or the IBM Support Center.

---

**C9C21206**

**Explanation:** The MVS STOP console command or the System Management EUI STOP command has already been issued for this server. Subsequent commands are ignored.

**User Response:** Wait for the current stop processing to

---

complete or escalate to an EUI Cancel or MVS console Modify Cancel command.

---

**C9C21207**

**Explanation:** The MVS Modify Cancel console command or the System Management EUI CANCEL command has already been issued for this server. Subsequent commands are ignored.

**User Response:** Wait for the current cancel processing to complete

---

**C9C21208**

**Explanation:** No server name was specified for the Control Region

**User Response:** Examine the Control Region procedure or the parameters which were used to start the Control Region and correct to specify the appropriate server name.

---

**C9C21209**

**Explanation:** A user exception was caught by the main Control Region routine

**User Response:** Examine the error log for information regarding the thrown exception and take whatever action the exception indicates.

---

**C9C2120A**

**Explanation:** No server name was specified for the Server Region

**User Response:** Examine the Server Region procedure or the parameters which were used to start the Server Region and correct to specify the appropriate server name.

---

**C9C2120B**

**Explanation:** A user exception was caught by the main Server Region routine

**User Response:** Examine the error log for information regarding the thrown exception and take whatever action the exception indicates.

---

**C9C2120C**

**Explanation:** The server region is terminating due to an internal error.

**User Response:** Check the WebSphere for z/OS error log for information about errors preceding this one which could have caused the server region to terminate.

---



## Error (minor) codes

---

### C9C2120D

**Explanation:** WebSphere for z/OS Daemon and Control Regions must run authorized. However, the space has detected that it is not. The space ends in error.

**User Response:** The most probable cause of this is a dataset in the Steplib for the proc that is not in the APF list.

---

### C9C2120E

**Explanation:** IBM Internal Only

**User Response:** Contact the IBM Support Center.

---

### C9C2120F

**Explanation:** IBM Internal Only

**User Response:** Contact the IBM Support Center.

---

### C9C21210

**Explanation:** IBM Internal Only

**User Response:** Contact the IBM Support Center.

---

### C9C21211

**Explanation:** IBM Internal Only

**User Response:** Contact the IBM Support Center.

---

### C9C21212

**Explanation:** IBM Internal Only

**User Response:** Contact the IBM Support Center.

---

### C9C21213

**Explanation:** IBM Internal Only

**User Response:** Contact the IBM Support Center.

---

### C9C21214

**Explanation:** IBM Internal Only

**User Response:** Contact the IBM Support Center.

---

### C9C21215

**Explanation:** IBM Internal Only

**User Response:** Contact the IBM Support Center.

---

---

### C9C21216

**Explanation:** IBM Internal Only

**User Response:** Contact the IBM Support Center.

---

### C9C21217

**Explanation:** IBM Internal Only

**User Response:** Contact the IBM Support Center.

---

### C9C21218

**Explanation:** IBM Internal Only

**User Response:** Contact the IBM Support Center.

---

### C9C21219

**Explanation:** IBM Internal Only

**User Response:** Contact the IBM Support Center.

---

### C9C2121A

**Explanation:** IBM Internal Only

**User Response:** Contact the IBM Support Center.

---

### C9C2121B

**Explanation:** IBM Internal Only

**User Response:** Contact the IBM Support Center.

---

### C9C2121C

**Explanation:** IBM Internal Only

**User Response:** Contact the IBM Support Center.

---

### C9C2121D

**Explanation:** IBM Internal Only

**User Response:** Contact the IBM Support Center.

---

### C9C2121E

**Explanation:** IBM Internal Only

**User Response:** Contact the IBM Support Center.

---

### C9C2121F

**Explanation:** BBOOSCO:readSysplex was called but the Sysplex does not exist in the Systems Management database. The Systems Management bootstrap has not been run.

**User Response:** Restart the daemon with the -ORBCBI parameter to run the Systems Management bootstrap.

---

---

**C9C21220****Explanation:** IBM Internal Only**User Response:** Contact the IBM Support Center.

---

**C9C21221****Explanation:** IBM Internal Only**User Response:** Contact the IBM Support Center.

---

**C9C21222****Explanation:** IBM Internal Only**User Response:** Contact the IBM Support Center.

---

**C9C21223****Explanation:** IBM Internal Only**User Response:** Contact the IBM Support Center.

---

**C9C21224****Explanation:** IBM Internal Only**User Response:** Contact the IBM Support Center.

---

**C9C21225****Explanation:** IBM Internal Only**User Response:** Contact the IBM Support Center.

---

**C9C21226****Explanation:** IBM Internal Only**User Response:** Contact the IBM Support Center.

---

**C9C21227****Explanation:** IBM Internal Only**User Response:** Contact the IBM Support Center.

---

**C9C21228****Explanation:** IBM Internal Only**User Response:** Contact the IBM Support Center.

---

**C9C21229****Explanation:** IBM Internal Only**User Response:** Contact the IBM Support Center.

---

**C9C2122A****Explanation:** IBM Internal Only**User Response:** Contact the IBM Support Center.

---

**C9C2122B****Explanation:** IBM Internal Only**User Response:** Contact the IBM Support Center.

---

**C9C2122C****Explanation:** IBM Internal Only**User Response:** Contact the IBM Support Center.

---

**C9C2122D****Explanation:** IBM Internal Only**User Response:** Contact the IBM Support Center.

---

**C9C2122E****Explanation:** IBM Internal Only**User Response:** Contact the IBM Support Center.

---

**C9C2122F****Explanation:** IBM Internal Only**User Response:** Contact the IBM Support Center.

---

**C9C21230****Explanation:** IBM Internal Only**User Response:** Contact the IBM Support Center.

---

**C9C21231****Explanation:** IBM Internal Only**User Response:** Contact the IBM Support Center.

---

**C9C21232****Explanation:** IBM Internal Only**User Response:** Contact the IBM Support Center.

---

**C9C21233****Explanation:** IBM Internal Only**User Response:** Contact the IBM Support Center.

## Error (minor) codes

---

### C9C21234

**Explanation:** IBM Internal Only

**User Response:** Contact the IBM Support Center.

---

### C9C21235

**Explanation:** The server instance is terminating due to a MODIFY server-instance,CANCEL

**User Response:** Restart the server instance when the reason that required you to cancel it has been resolved.

---

### C9C21236

**Explanation:** The server instance is terminating due to a MODIFY server-instance,CANCEL,ARMRESTART

**User Response:** None.

---

### C9C21237

**Explanation:** An outbound request could not be sent because length of message exceeded maximum.

**User Response:** Try sending a smaller message.

---

### C9C21238

**Explanation:** A send oneway or send deferred request could not be sent because length of message exceeded maximum.

**User Response:** Try sending a smaller message.

---

### C9C21239

**Explanation:** An outbound request (callback) could not be sent because length of message exceeded maximum.

**User Response:** Try sending a smaller message.

---

### C9C2123A

**Explanation:** IBM Internal Only

**User Response:** Contact the IBM Support Center.

---

### C9C2123B

**Explanation:** IBM Internal Only

**User Response:** Contact the IBM Support Center.

---

### C9C2123C

**Explanation:** IBM Internal Only

**User Response:** Contact the IBM Support Center.

---

---

### C9C2123D

**Explanation:** A server region was started and was unable to find the control region it goes with.

**User Response:** If the server region started as the control region was ending then this is normal. If a server region was manually started (instead of allowing WLM to start it) then possibly the parameters were incorrect or it was started on the wrong system.

---

### C9C2123E

**Explanation:** IBM Internal Only

**User Response:** Contact the IBM Support Center.

---

### C9C2123F

**Explanation:** IBM Internal Only

**User Response:** Contact the IBM Support Center.

---

### C9C21240

**Explanation:** IBM Internal Only

**User Response:** Contact the IBM Support Center.

---

### C9C21241

**Explanation:** IBM Internal Only

**User Response:** Contact the IBM Support Center.

---

### C9C21242

**Explanation:** IBM Internal Only

**User Response:** Contact the IBM Support Center.

---

### C9C21243

**Explanation:** IBM Internal Only

**User Response:** Contact the IBM Support Center.

---

### C9C21244

**Explanation:** An application thread in an SR failed. A RAS\_ASSERT brings down the server region.

**User Response:** The SR will be restarted by WLM as necessary. The space is terminated because we don't know what damage the failing thread might have caused.

---

### C9C21245

**Explanation:** IBM Internal Only

**User Response:** Contact the IBM Support Center.

---

---

**C9C21246**

**Explanation:** IBM Internal Only

**User Response:** Contact the IBM Support Center.

---

**C9C21247**

**Explanation:** IBM Internal Only

**User Response:** Contact the IBM Support Center.

---

**C9C21248**

**Explanation:** IBM Internal Only

**User Response:** Contact the IBM Support Center.

---

**C9C21249**

**Explanation:** IBM Internal Only

**User Response:** Contact the IBM Support Center.

---

**C9C2124A**

**Explanation:** IBM Internal Only

**User Response:** Contact the IBM Support Center.

---

**C9C2124B**

**Explanation:** IBM Internal Only

**User Response:** Contact the IBM Support Center.

---

**C9C2124C**

**Explanation:** WebSphere for z/OS terminated the thread due to error when attempting to pause for more work.

**User Response:** See previous messages for why the thread was unable to pause for more work.

---

**C9C2124D**

**Explanation:** WebSphere for z/OS terminated the SSL Handshake thread due to error when attempting to pause for more work.

**User Response:** See previous messages for why the thread was unable to pause for more work.

---

**C9C2124E**

**Explanation:** IBM Internal Only

**User Response:** Contact the IBM Support Center.

---



---

**C9C2124F**

**Explanation:** IBM Internal Only

**User Response:** Contact the IBM Support Center.

---

**C9C21250**

**Explanation:** A failure occurred in attempting to get received credentials.

**User Response:**

---

**C9C21251**

**Explanation:** An outbound request could not be sent due to lack of available buffer space.

**User Response:** Try re-sending, or sending a smaller message.

---

**C9C21252**

**Explanation:** A send oneway or send deferred request could not be sent due to lack of available buffer space.

**User Response:** Try re-sending, or sending a smaller message.

---

**C9C21253**

**Explanation:** An outbound request (callback) could not be sent due to lack of available buffer space.

**User Response:** Try re-sending, or sending a smaller message.

---

**C9C21254**

**Explanation:** An outbound response could not be sent by the SR because its size exceeded the maximum allowed for local IIOP messages.

**User Response:** Try sending a smaller response.

---

**C9C21255**

**Explanation:** The server could not send the response to client because its size exceeded the maximum allowed for local IIOP messages.

**User Response:** Try sending a smaller message.

---

**C9C21256**

**Explanation:** IBM Internal Only

**User Response:** Contact the IBM Support Center.

---

## Error (minor) codes

---

### C9C21257

**Explanation:** IBM Internal Only

**User Response:** Contact the IBM Support Center.

---

### C9C21258

**Explanation:** IBM Internal Only

**User Response:** Contact the IBM Support Center.

---

### C9C21259

**Explanation:** Attempt to queue HTTP request to WLM failed.

**User Response:** Issue D WLM,APPLENV=xxxxxx and make sure that it is not in the STOPPED state. If it is in the STOPPED state issue V WLM,APPLENV=xxxxxx,RESUME after fixing the problem that caused it to get in the STOPPED state.

---

### C9C2125A

**Explanation:** IBM Internal Only

**User Response:** Contact the IBM Support Center.

---

### C9C2125B

**Explanation:** IBM Internal Only

**User Response:** Contact the IBM Support Center.

---

### C9C2125C

**Explanation:** The WebSphere for z/OS execution thread caught a user exception. This is an incorrect throw. The user exception will be represented by a system exception with this error code.

**User Response:** If this exception was thrown by application code, add the user exception to the IDL so that the bindings will catch the user exception and return it to the client. If this exception was thrown by system code, check the error log to see if the user exception was recorded when it was thrown. If it was not recorded, report this error to the next level of support or to the IBM Support Center.

---

### C9C2125D

**Explanation:** The WebSphere for z/OS control region execution thread caught an exception of an unknown type. This is an incorrect throw. A system exception with this error code is created.

**User Response:** If thrown by the application code, change your application code to catch and process it or add a user exception to the IDL and throw it instead so that the bindings will catch the user exception and return it to the client. If thrown by system code, report

this error to your next level of support or to the IBM Support Center.

---

### C9C2125E

**Explanation:** IBM Internal Only

**User Response:** Contact the IBM Support Center.

---

### C9C2125F

**Explanation:** IBM Internal Only

**User Response:** Contact the IBM Support Center.

---

### C9C21260

**Explanation:** IBM Internal Only

**User Response:** Contact the IBM Support Center.

---

### C9C21261

**Explanation:** IBM Internal Only

**User Response:** Contact the IBM Support Center.

---

### C9C21262

**Explanation:** IBM Internal Only

**User Response:** Contact the IBM Support Center.

---

### C9C21263

**Explanation:** IBM Internal Only

**User Response:** Contact the IBM Support Center.

---

### C9C21264

**Explanation:** IBM Internal Only

**User Response:** Contact the IBM Support Center.

---

### C9C21265

**Explanation:** IBM Internal Only

**User Response:** Contact the IBM Support Center.

---

### C9C21266

**Explanation:** IBM Internal Only

**User Response:** Contact the IBM Support Center.

---

### C9C21267

**Explanation:** IBM Internal Only

**User Response:** Contact the IBM Support Center.

---

---

**C9C21268****Explanation:** IBM Internal Only**User Response:** Contact the IBM Support Center.

---

**C9C21269****Explanation:** IBM Internal Only**User Response:** Contact the IBM Support Center.

---

**C9C2126A****Explanation:** IBM Internal Only**User Response:** Contact the IBM Support Center.

---

**C9C2126B****Explanation:** IBM Internal Only**User Response:** Contact the IBM Support Center.

---

**C9C2126C****Explanation:** IBM Internal Only**User Response:** Contact the IBM Support Center.

---

**C9C2126D****Explanation:** IBM Internal Only**User Response:** Contact the IBM Support Center.

---

**C9C2126E****Explanation:** The destroyJavaEnv external function was not found in the BBOLRT dll.**User Response:** Check to be sure that the correct version of BBOLRT is accessible to the failing address space either through STEPLIB,LNKLST or via loading the runtime into LPA.

---

**C9C2126F****Explanation:** The detachThreadFromJVM external function was not found in the BBOLRT dll.**User Response:** Check to be sure that the correct version of BBOLRT is accessible to the failing address space either through STEPLIB,LNKLST or via loading the runtime into LPA.

---

**C9C21270****Explanation:** The BBOLRT dll was not able to be loaded.**User Response:** Check to be sure that the failing address space has access to the WAS/390 EE runtimeDLLs either through STEPLIB,LNKLST or via loading the runtime into LPA.

---

**C9C21271****Explanation:** IBM Internal Only**User Response:** Contact the IBM Support Center.

---

**C9C21272****Explanation:** An ORB\_Request was Queued to WLM, but its response was not received in a reasonable amount of time. An ORB\_Request Registry cleanup routine, HTTP(S) Request Timed out, will cleanup the request.**User Response:** Make sure that WLM can start the target server region (it may be in a quiesced state). Additionally, check that the time out value is of sufficient length. See the instructions in the WebSphere Application Server for z/OS and OS/390 Customization and Installation Guide for setting HTTP OUTPUT time out value via an environment variable (BBOC\_HTTP\_OUTPUT\_TIMEOUT or BBOC\_HTTP\_SSL\_OUTPUT\_TIMEOUT).

---

**C9C21273****Explanation:** An ORB\_Request was Queued to WLM, but its response was not received in a reasonable amount of time. An ORB\_Request Registry cleanup routine, HTTP(S) Request Timed out, will cleanup the request.**User Response:** Make sure that WLM can start the target server region (it may be in a quiesced state). Additionally, check that the time out value is of sufficient length. See the instructions in the WebSphere Application Server for z/OS and OS/390 Customization and Installation Guide for setting HTTP OUTPUT time out value via an environment variable (BBOC\_HTTP\_OUTPUT\_TIMEOUT or BBOC\_HTTP\_SSL\_OUTPUT\_TIMEOUT).

---

**C9C21274****Explanation:** An ORB\_Request was Queued to WLM, but its response was not received in a reasonable amount of time. An ORB\_Request Registry cleanup routine, HTTP(S) Request Timed out, will cleanup the request.**User Response:** Make sure that WLM can start the target server region (it may be in a quiesced state). Additionally, check that the time out value is of sufficient length. See the instructions in the WebSphere Application Server for z/OS and OS/390 Customization and Installation Guide for setting HTTP OUTPUT time out value via an environment variable (BBOC\_HTTP\_OUTPUT\_TIMEOUT or BBOC\_HTTP\_SSL\_OUTPUT\_TIMEOUT).



## Error (minor) codes

---

### C9C21275

**Explanation:** IBM Internal Only

**User Response:** Contact the IBM Support Center.

---

### C9C21276

**Explanation:** IBM Internal Only

**User Response:** Contact the IBM Support Center.

---

### C9C21277

**Explanation:** IBM Internal Only

**User Response:** Contact the IBM Support Center.

---

### C9C21278

**Explanation:** IBM Internal Only

**User Response:** Contact the IBM Support Center.

---

### C9C21279

**Explanation:** IBM Internal Only

**User Response:** Contact the IBM Support Center.

---

### C9C2127A

**Explanation:** IBM Internal Only

**User Response:** Contact the IBM Support Center.

---

### C9C2127B

**Explanation:** IBM Internal Only

**User Response:** Contact the IBM Support Center.

---

### C9C21401

**Explanation:** Business Object Iterator does not implement the getHome method.

**User Response:** Do not issue getHome against the Business Object Iterator. NOTE: This should be removed once real iteration support is available.

---

### C9C21402

**Explanation:** Business Object Iterator does not implement the getPrimaryKeyString.

**User Response:** Do not issue getPrimaryKeyString against the Business Object Iterator. NOTE: This should be removed once real iteration support is available.

---

---

### C9C21403

**Explanation:** Business Object Iterator does not implement the getHandleString.

**User Response:** Do not issue getHandleString against the Business Object Iterator. NOTE: This should be removed once real iteration support is available.

---

### C9C21404

**Explanation:** IManagedLocal::INonManageable does not implement the externalize\_to\_stream.

**User Response:** externalize\_to\_stream should be overridden and implemented by the application class that inherits from this class.

---

### C9C21405

**Explanation:** IManagedLocal::INonManageable does not implement the internalize\_from\_stream.

**User Response:** internalize\_from\_stream should be overridden and implemented by the application class that inherits from this class.

---

### C9C21407

**Explanation:** Business Object Iterator does not implement the nextN.

**User Response:** Do not issue nextN against the Business Object Iterator. NOTE: This should be removed once real iteration support is available.

---

### C9C21408

**Explanation:** Business Object Iterator does not implement the setMixin.

**User Response:** Do not issue setMixin against Business Object Iterator. NOTE: This should be removed once real iteration support is available.

---

### C9C21409

**Explanation:** Assigning a transaction to a context, but context is assigned to another transaction.

**User Response:** Contact the IBM Support Center.

---

### C9C2140A

**Explanation:** Unassigning a transaction from a context, but context is not assigned to a transaction.

**User Response:** Contact the IBM Support Center.

---



---

**C9C2140B**

**Explanation:** Context is still assigned after a Terminate Identify.

**User Response:** Contact the IBM Support Center.

---

**C9C2140C**

**Explanation:** Business Object Iterator does not implement `uninitForPassivation`.

**User Response:** Do not issue against the Business Object Iterator. NOTE: This should be removed once real iteration support is available.

---

**C9C2140D**

**Explanation:** Business Object Iterator does not implement `initForReactivation`.

**User Response:** Do not issue against Business Object Iterator. NOTE: This should be removed once real iteration support is available.

---

**C9C2140E**

**Explanation:** No class implementation exists for the method

**User Response:** Verify coding to the intended method is correct and supported. Do not invoke unsupported methods. For supported methods, instance manager detailed tracing may be enabled to capture method flow.

---

**C9C2140F**

**Explanation:** Default constructor for Root home invoked

**User Response:** Contact the IBM Support Center. NOTE: This should be removed in favor of `RAS_MinorCode_IM_Fork_In_head`.

---

**C9C21410**

**Explanation:** Instance manager is unable to create data object instance.

**User Response:** Verify that the home configuration information is correct. ORB detailed tracing may also be turned on to trace the class manager `createObject` flow. This could help determine if the DLL is being loaded properly and that the correct factory functions are being called to create the instance.

---

**C9C21411**

**Explanation:** Instance manager is unable to narrow to the data object.

**User Response:** Verify that the inheritance of your data object is correct.

---

---

**C9C21412**

**Explanation:** Instance manager is unable to create mixin object instance.

**User Response:** Verify that the home configuration information is correct. ORB detailed tracing may also be turned on to trace the class manager `createObject` flow. This could help determine if the DLL is being loaded properly and that the correct factory functions are being called to create the instance.

---

**C9C21413**

**Explanation:** Instance manager is unable to narrow to the mixin object.

**User Response:** Verify that the inheritance of your mixin object is correct.

---

**C9C21414**

**Explanation:** Instance manager is unable to create managed object instance.

**User Response:** Verify that the home configuration information is correct. ORB detailed tracing may also be turned on to trace the class manager `createObject` flow. This could help determine if the DLL is being loaded properly and that the correct factory functions are being called to create the instance.

---

**C9C21415**

**Explanation:** Instance manager is unable to narrow to the managed object.

**User Response:** Verify that the inheritance of your managed object is correct.

---

**C9C21416**

**Explanation:** Instance manager is unable to perform `srrcmitt`.

**User Response:** Contact the IBM Support Center.

---

**C9C21417**

**Explanation:** Instance manager invoked while in an invalid state.

**User Response:** Contact the IBM Support Center.

---

**C9C21418**

**Explanation:** Instance manager encountered an invalid state.

**User Response:** Contact the IBM Support Center.

---

## Error (minor) codes

---

### C9C21419

**Explanation:** Instance manager is unable to create primary key instance.

**User Response:** Verify that the home configuration information is correct. ORB detailed tracing may also be turned on to trace the class manager createObject flow. This could help determine if the DLL is being loaded properly and that the correct factory functions are being called to create the instance.

---

### C9C2141A

**Explanation:** Instance manager is unable to narrow to the primary key object.

**User Response:** Verify that inheritance of your primary key object is correct.

---

### C9C2141B

**Explanation:** Instance manager is unable to create copy helper instance.

**User Response:** Verify that the home configuration information is correct. ORB detailed tracing may also be turned on to trace the class manager createObject flow. This could help determine if the DLL is being loaded properly and that the correct factory functions are being called to create the instance.

---

### C9C2141C

**Explanation:** Instance manager is unable to narrow to the copy helper object.

**User Response:** Verify that the inheritance of your copy helper object is correct.

---

### C9C2141D

**Explanation:** IKeyStreamFactory object does not implement a default constructor.

**User Response:** Do not issue default constructor for IKeyStreamFactory objects.

---

### C9C2141E

**Explanation:** IKeyStreamFactory object does not implement a destructor as the factory should be up for the life of the server.

**User Response:** Contact the IBM Support Center.

---

### C9C2141F

**Explanation:** IM\_GTIDFactory object does not implement a default constructor.

**User Response:** Contact the IBM Support Center.

---

---

### C9C21420

**Explanation:** IM\_GTIDFactory object does not implement a destructor as the factory should be up for the life of the server.

**User Response:** Contact the IBM Support Center.

---

### C9C21422

**Explanation:** Instance manager is unable to narrow to the resource manager.

**User Response:** Verify that inheritance of your resource manager object is correct.

---

### C9C21423

**Explanation:** Instance manager received an invalid input parameter.

**User Response:** Contact the IBM Support Center.

---

### C9C21424

**Explanation:** Instance manager received an invalid input parameter.

**User Response:** Contact the IBM Support Center.  
NOTE: This should be removed once real reference collection support is available.

---

### C9C21425

**Explanation:** Instance manager received an invalid input parameter.

**User Response:** Contact the IBM Support Center.  
NOTE: This should be removed once real reference collection support is available.

---

### C9C21426

**Explanation:** Instance manager is unable to narrow to the iterator object.

**User Response:** Verify that the iterator is properly configured in the IM configuration table. NOTE: This should be removed once real iteration is available.

---

### C9C21427

**Explanation:** Instance manager is unable to create cursor instance.

**User Response:** Verify that the home configuration information is correct. ORB detailed tracing may also be turned on to trace the class manager createObject flow. This could help determine if the DLL is being loaded properly and that the correct factory functions are being called to create the instance.

---

---

**C9C21428**

**Explanation:** Instance manager is unable to narrow to the cursor object.

**User Response:** Verify that the inheritance of your cursor object is correct.

---

**C9C21429**

**Explanation:** Instance manager encountered an invalid key either through internal processing or by intercepting a user exception.

**User Response:** Check logs for additional logging information to determine why an invalid key was encountered.

---

**C9C2142A**

**Explanation:** Instance manager encountered a user exception during "before completion" processing.

**User Response:** Check logs for additional logging information to determine why a user exception was encountered.

---

**C9C2142B**

**Explanation:** Instance manager encountered a user exception during "after completion" processing.

**User Response:** Check logs for additional logging information to determine why a user exception was encountered.

---

**C9C2142C**

**Explanation:** Instance manager encountered a data access denied exception.

**User Response:** Gain proper authority and retry.

---

**C9C2142D**

**Explanation:** Instance manager encountered a data object failed exception from the data object.

**User Response:** Determine why the data object threw the exception. If trace level 1 was active there is additional diagnostic information traced to aid in problem determination. If trace level 0 was being used additional diagnostic information is logged in the WebSphere for z/OS error log.

---

**C9C2142E**

**Explanation:** The instance manager determined that the readKeyComponent request would exceed the length of the keystream.

**User Response:** Contact the IBM Support Center.

---

---

**C9C2142F**

**Explanation:** The instance manager encountered an error while using one of the application provided methods. Application provided methods are those that the WebSphere for z/OS framework requires from object providers to activate and passivate their objects. For example: retrieveFromDataStore, internalizeResourceMgrHelper, and initForCreation ...

**User Response:** There will be a message associated with this error that will provide additional diagnostic information that is logged in the WebSphere for z/OS error log. The message will have the same timestamp, file, and line offset. Follow the programmer response for the message.

---

**C9C21430**

**Explanation:** Instance manager is unable to narrow to the managed object.

**User Response:** Verify that the inheritance of your managed object is correct.

---

**C9C21431**

**Explanation:** Instance manager is unable to narrow to the managed object.

**User Response:** Verify that the inheritance of your managed object is correct.

---

**C9C21432**

**Explanation:** Instance manager is unable to narrow to the managed object.

**User Response:** Verify that the inheritance of your managed object is correct.

---

**C9C21433**

**Explanation:** Instance manager is unable to narrow to the managed object.

**User Response:** Verify that the inheritance of your managed object is correct.

---

**C9C21434**

**Explanation:** Instance manager is unable to narrow to the managed object.

**User Response:** Verify that the inheritance of your managed object is correct.

---

**C9C21435**

**Explanation:** Instance manager is unable to narrow to the data object.

**User Response:** Verify that the inheritance of your data object is correct.

---

## Error (minor) codes

---

### C9C21436

**Explanation:** Instance manager is unable to narrow to the data object.

**User Response:** Verify that the inheritance of your data object is correct.

---

### C9C21437

**Explanation:** Instance manager is unable to narrow to the data object.

**User Response:** Verify that the inheritance of your data object is correct.

---

### C9C21438

**Explanation:** Instance manager is unable to narrow to the data object.

**User Response:** Verify that the inheritance of your data object is correct.

---

### C9C21439

**Explanation:** Instance manager is unable to narrow to the primary key object.

**User Response:** Verify that inheritance of your primary key object is correct.

---

### C9C2143A

**Explanation:** Instance manager is unable to narrow to the primary key object.

**User Response:** Verify that inheritance of your primary key object is correct.

---

### C9C2143B

**Explanation:** Instance manager is unable to narrow to the primary key object.

**User Response:** Verify that inheritance of your primary key object is correct.

---

### C9C2143C

**Explanation:** Instance manager is unable to narrow to the primary key object.

**User Response:** Verify that inheritance of your primary key object is correct.

---

### C9C2143D

**Explanation:** Instance manager is unable to narrow to the copy helper object.

**User Response:** Verify that the inheritance of your copy helper object is correct.

---

---

### C9C2143E

**Explanation:** Instance manager is unable to narrow to the copy helper object.

**User Response:** Verify that the inheritance of your copy helper object is correct.

---

### C9C2143F

**Explanation:** Instance manager is unable to narrow to the iterator object.

**User Response:** Verify that the iterator is properly configured in the IM configuration table. NOTE: This should be removed once real iteration is available.

---

### C9C21440

**Explanation:** Instance manager is unable to create data object instance.

**User Response:** Verify that the home configuration information is correct. ORB detailed tracing may also be turned on to trace the class manager createObject flow. This could help determine if the DLL is being loaded properly and that the correct factory functions are being called to create the instance.

---

### C9C21441

**Explanation:** Instance manager is unable to create primary key instance.

**User Response:** Verify that the home configuration information is correct. ORB detailed tracing may also be turned on to trace the class manager createObject flow. This could help determine if the DLL is being loaded properly and that the correct factory functions are being called to create the instance.

---

### C9C21442

**Explanation:** Instance manager encountered an invalid key either through internal processing or by intercepting a user exception.

**User Response:** Check logs for additional logging information to determine why an invalid key was encountered.

---

### C9C21443

**Explanation:** Instance manager encountered an invalid key either through internal processing or by intercepting a user exception.

**User Response:** Check logs for additional logging information to determine why an invalid key was encountered.

---

---

**C9C21444**

**Explanation:** Instance manager encountered an invalid key either through internal processing or by intercepting a user exception.

**User Response:** Check logs for additional logging information to determine why an invalid key was encountered.

---

**C9C21445**

**Explanation:** Instance manager encountered an invalid key either through internal processing or by intercepting a user exception.

**User Response:** Check logs for additional logging information to determine why an invalid key was encountered.

---

**C9C21446**

**Explanation:** Instance manager encountered an invalid key either through internal processing or by intercepting a user exception.

**User Response:** Check logs for additional logging information to determine why an invalid key was encountered.

---

**C9C21447**

**Explanation:** Instance manager encountered an invalid key either through internal processing or by intercepting a user exception.

**User Response:** Check logs for additional logging information to determine why an invalid key was encountered.

---

**C9C21448**

**Explanation:** Instance manager encountered a data access denied exception.

**User Response:** Gain proper authority and retry.

---

**C9C21449**

**Explanation:** Instance manager encountered a data object failed exception from the data object.

**User Response:** Determine why the data object threw the exception. If trace level 1 was active there is additional diagnostic information traced to aid in problem determination. If trace level 0 was being used additional diagnostic information is logged in the WebSphere for z/OS error log.

---



---

**C9C2144A**

**Explanation:** The instance manager encountered an error while using one of the application provided methods. Application provided methods are those that the WebSphere for z/OS framework requires from object providers to activate and passivate their objects. For example: retrieveFromDataStore, internalizeResourceMgrHelper, and initForCreation ...

**User Response:** There will be a message associated with this error that will provide additional diagnostic information that is logged in the WebSphere for z/OS error log. The message will have the same timestamp, file, and line offset. Follow the programmer response for the message.

---

**C9C2144B**

**Explanation:** The instance manager encountered an error while using one of the application provided methods. Application provided methods are those that the WebSphere for z/OS framework requires from object providers to activate and passivate their objects. For example: retrieveFromDataStore, internalizeResourceMgrHelper, and initForCreation ...

**User Response:** There will be a message associated with this error that will provide additional diagnostic information that is logged in the WebSphere for z/OS error log. The message will have the same timestamp, file, and line offset. Follow the programmer response for the message.

---

**C9C2144C**

**Explanation:** The instance manager encountered an error while using one of the application provided methods. Application provided methods are those that the WebSphere for z/OS framework requires from object providers to activate and passivate their objects. For example: retrieveFromDataStore, internalizeResourceMgrHelper, and initForCreation ...

**User Response:** There will be a message associated with this error that will provide additional diagnostic information that is logged in the WebSphere for z/OS error log. The message will have the same timestamp, file, and line offset. Follow the programmer response for the message.

---

**C9C2144D**

**Explanation:** The instance manager encountered an error while using one of the application provided methods. Application provided methods are those that the WebSphere for z/OS framework requires from object providers to activate and passivate their objects. For example: retrieveFromDataStore, internalizeResourceMgrHelper, and initForCreation ...

**User Response:** There will be a message associated with this error that will provide additional diagnostic



## Error (minor) codes

information that is logged in the WebSphere for z/OS error log. The message will have the same timestamp, file, and line offset. Follow the programmer response for the message.

---

### C9C2144E

**Explanation:** The instance manager encountered an error while using one of the application provided methods. Application provided methods are those that the WebSphere for z/OS framework requires from object providers to activate and passivate their objects. For example: retrieveFromDataStore, internalizeResourceMgrHelper, and initForCreation ...

**User Response:** There will be a message associated with this error that will provide additional diagnostic information that is logged in the WebSphere for z/OS error log. The message will have the same timestamp, file, and line offset. Follow the programmer response for the message.

---

### C9C2144F

**Explanation:** The instance manager encountered an error while using one of the application provided methods. Application provided methods are those that the WebSphere for z/OS framework requires from object providers to activate and passivate their objects. For example: retrieveFromDataStore, internalizeResourceMgrHelper, and initForCreation ...

**User Response:** There will be a message associated with this error that will provide additional diagnostic information that is logged in the WebSphere for z/OS error log. The message will have the same timestamp, file, and line offset. Follow the programmer response for the message.

---

### C9C21450

**Explanation:** No class implementation exists for the method setMixin for the framework class IBOIM390ManagedObjectQOS::IMManagedObjectBase.

**User Response:** Verify coding to the inherited method exists and is correct and supported. Do not invoke unsupported methods. For supported methods, instance manager detailed tracing may be enabled to capture method flow.

---

### C9C21451

**Explanation:** No class implementation exists for the method externalizeKey for the framework class IBOIM390ManagedObjectQOS::IMManagedObjectBase.

**User Response:** Verify coding to the inherited method exists and is correct and supported. Do not invoke unsupported methods. For supported methods, instance manager detailed tracing may be enabled to capture method flow.

---

### C9C21452

**Explanation:** No class implementation exists for the method externalizeKey for the framework class IBOIM390ManagedObjectQOS::IMMixinBase.

**User Response:** Verify coding to the inherited method exists and is correct and supported. Do not invoke unsupported methods. For supported methods, instance manager detailed tracing may be enabled to capture method flow.

---

### C9C21453

**Explanation:** After invoking externalizeKey on a managed object instance manager could not obtain a stream of the values for the key.

**User Response:** Verify coding to the externalizeKey method is correctly implemented for the managed object.

---

### C9C21454

**Explanation:** An exception was thrown during the execution of a method that was not indicated as a valid exception for the method. The WebSphere for z/OS runtime logs the exception along with class and method information and then throws a CORBA::UNKNOWN exception.

**User Response:** Check the information in messages BBOU0399E and BBOU0243E to determine the methods, class, and unknown exception that were involved. Contact application provider of class indicated in message BBOU0243E to resolve the problem

---

### C9C21455

**Explanation:** The length of the value to be stored in the DB2 current packageset special register is too large. The maximum length is 18 bytes.

**User Response:** If Exception tracing was active there will be a message indicating the incorrect value. These values are obtained from systems management from the LRMI information. It was the value placed in the collection id field of the LRMI information. Correct the length of the value and retry the operation.

---

### C9C21456

**Explanation:** An error occurred during set current packageset special register.

**User Response:** If Exception tracing was active there will be a message in the trace with the DB2 return code that will indicate what the problem was. Correct the indicated problem and retry the operation. One possible problem may be invalid characters used in the collection id field of the LRMI.

---

**C9C21457**

**Explanation:** An attempt was made to remove() an object which no longer exists. In this condition, the exception CORBA::INV\_OBJREF is thrown back to the client. A likely cause of the this condition is having two application threads each trying to remove() the object at almost the same time. The first thread will succeed and the second thread will get the CORBA::INV\_OBJREF exception.

**User Response:** The application should catch and handle the CORBA::INV\_OBJREF exception.

---

**C9C21458**

**Explanation:** An error occurred during read of current server special register.

**User Response:** If Exception tracing was active there will be a message in the trace with the DB2 return code that will indicate what the problem was. Correct the indicated problem and retry the operation.

---

**C9C21459**

**Explanation:** IBM Internal Only

**User Response:** Contact the IBM Support Center.

---

**C9C2145A**

**Explanation:** IBM Internal Only

**User Response:** Contact the IBM Support Center.

---

**C9C2145B**

**Explanation:** IBM Internal Only

**User Response:** Contact the IBM Support Center.

---

**C9C2145C**

**Explanation:** IBM Internal Only

**User Response:** Contact the IBM Support Center.

---

**C9C2145D**

**Explanation:** IBM Internal Only

**User Response:** Contact the IBM Support Center.

---

**C9C2145E**

**Explanation:** IBM Internal Only

**User Response:** Contact the IBM Support Center.

---

---

**C9C2145F**

**Explanation:** IBM Internal Only

**User Response:** Contact the IBM Support Center.

---

**C9C21460**

**Explanation:** IBM Internal Only

**User Response:** Contact the IBM Support Center.

---

**C9C21461**

**Explanation:** IBM Internal Only

**User Response:** Contact the IBM Support Center.

---

**C9C21462**

**Explanation:** IBM Internal Only

**User Response:** Contact the IBM Support Center.

---

**C9C21463**

**Explanation:** IBM Internal Only

**User Response:** Contact the IBM Support Center.

---

**C9C21464**

**Explanation:** IBM Internal Only

**User Response:** Contact the IBM Support Center.

---

**C9C21465**

**Explanation:** IBM Internal Only

**User Response:** Contact the IBM Support Center.

---

**C9C21466**

**Explanation:** IBM Internal Only

**User Response:** Contact the IBM Support Center.

---

**C9C21467**

**Explanation:** IBM Internal Only

**User Response:** Contact the IBM Support Center.

---

**C9C21468**

**Explanation:** IBM Internal Only

**User Response:** Contact the IBM Support Center.

---



## Error (minor) codes

---

**C9C21469**

**Explanation:** IBM Internal Only

**User Response:** Contact the IBM Support Center.

---

**C9C2146A**

**Explanation:** IBM Internal Only

**User Response:** Contact the IBM Support Center.

---

**C9C2146B**

**Explanation:** IBM Internal Only

**User Response:** Contact the IBM Support Center.

---

**C9C2146C**

**Explanation:** IBM Internal Only

**User Response:** Contact the IBM Support Center.

---

**C9C2146D**

**Explanation:** IBM Internal Only

**User Response:** Contact the IBM Support Center.

---

**C9C2146E**

**Explanation:** IBM Internal Only

**User Response:** Contact the IBM Support Center.

---

**C9C2146F**

**Explanation:** IBM Internal Only

**User Response:** Contact the IBM Support Center.

---

**C9C21470**

**Explanation:** IBM Internal Only

**User Response:** Contact the IBM Support Center.

---

**C9C21471**

**Explanation:** IBM Internal Only

**User Response:** Contact the IBM Support Center.

---

**C9C21472**

**Explanation:** IBM Internal Only

**User Response:** Contact the IBM Support Center.

---

---

**C9C21473**

**Explanation:** IBM Internal Only

**User Response:** Contact the IBM Support Center.

---

**C9C21474**

**Explanation:** IBM Internal Only

**User Response:** Contact the IBM Support Center.

---

**C9C21475**

**Explanation:** IBM Internal Only

**User Response:** Contact the IBM Support Center.

---

**C9C21476**

**Explanation:** IBM Internal Only

**User Response:** Contact the IBM Support Center.

---

**C9C21477**

**Explanation:** IBM Internal Only

**User Response:** Contact the IBM Support Center.

---

**C9C21478**

**Explanation:** IBM Internal Only

**User Response:** Contact the IBM Support Center.

---

**C9C21479**

**Explanation:** IBM Internal Only

**User Response:** Contact the IBM Support Center.

---

**C9C2147A**

**Explanation:** IBM Internal Only

**User Response:** Contact the IBM Support Center.

---

**C9C2147B**

**Explanation:** IBM Internal Only

**User Response:** Contact the IBM Support Center.

---

**C9C2147C**

**Explanation:** IBM Internal Only

**User Response:** Contact the IBM Support Center.

---

---

**C9C2147D****Explanation:** IBM Internal Only**User Response:** Contact the IBM Support Center.

---

**C9C2147E****Explanation:** IBM Internal Only**User Response:** Contact the IBM Support Center.

---

**C9C2147F****Explanation:** IBM Internal Only**User Response:** Contact the IBM Support Center.

---

**C9C21480****Explanation:** IBM Internal Only**User Response:** Contact the IBM Support Center.

---

**C9C21481****Explanation:** IBM Internal Only**User Response:** Contact the IBM Support Center.

---

**C9C21482****Explanation:** IBM Internal Only**User Response:** Contact the IBM Support Center.

---

**C9C21483****Explanation:** IBM Internal Only**User Response:** Contact the IBM Support Center.

---

**C9C21484****Explanation:** IBM Internal Only**User Response:** Contact the IBM Support Center.

---

**C9C21485****Explanation:** IBM Internal Only**User Response:** Contact the IBM Support Center.

---

**C9C21486****Explanation:** IBM Internal Only**User Response:** Contact the IBM Support Center.

---

**C9C21487****Explanation:** IBM Internal Only**User Response:** Contact the IBM Support Center.

---

**C9C21488****Explanation:** IBM Internal Only**User Response:** Contact the IBM Support Center.

---

**C9C21489****Explanation:** IBM Internal Only**User Response:** Contact the IBM Support Center.

---

**C9C2148A****Explanation:** IBM Internal Only**User Response:** Contact the IBM Support Center.

---

**C9C2148B****Explanation:** IBM Internal Only**User Response:** Contact the IBM Support Center.

---

**C9C2148C****Explanation:** IBM Internal Only**User Response:** Contact the IBM Support Center.

---

**C9C2148D****Explanation:** IBM Internal Only**User Response:** Contact the IBM Support Center.

---

**C9C2148E****Explanation:** IBM Internal Only**User Response:** Contact the IBM Support Center.

---

**C9C2148F****Explanation:** IBM Internal Only**User Response:** Contact the IBM Support Center.

---

**C9C21490****Explanation:** IBM Internal Only**User Response:** Contact the IBM Support Center.

## Error (minor) codes

---

**C9C21491**

**Explanation:** IBM Internal Only

**User Response:** Contact the IBM Support Center.

---

**C9C21492**

**Explanation:** IBM Internal Only

**User Response:** Contact the IBM Support Center.

---

**C9C21493**

**Explanation:** IBM Internal Only

**User Response:** Contact the IBM Support Center.

---

**C9C21494**

**Explanation:** IBM Internal Only

**User Response:** Contact the IBM Support Center.

---

**C9C21495**

**Explanation:** IBM Internal Only

**User Response:** Contact the IBM Support Center.

---

**C9C21496**

**Explanation:** IBM Internal Only

**User Response:** Contact the IBM Support Center.

---

**C9C21497**

**Explanation:** IBM Internal Only

**User Response:** Contact the IBM Support Center.

---

**C9C21498**

**Explanation:** IBM Internal Only

**User Response:** Contact the IBM Support Center.

---

**C9C21499**

**Explanation:** IBM Internal Only

**User Response:** Contact the IBM Support Center.

---

**C9C2149A**

**Explanation:** IBM Internal Only

**User Response:** Contact the IBM Support Center.

---

---

**C9C2149B**

**Explanation:** IBM Internal Only

**User Response:** Contact the IBM Support Center.

---

**C9C2149C**

**Explanation:** IBM Internal Only

**User Response:** Contact the IBM Support Center.

---

**C9C2149D**

**Explanation:** IBM Internal Only

**User Response:** Contact the IBM Support Center.

---

**C9C2149E**

**Explanation:** IBM Internal Only

**User Response:** Contact the IBM Support Center.

---

**C9C2149F**

**Explanation:** IBM Internal Only

**User Response:** Contact the IBM Support Center.

---

**C9C214A0**

**Explanation:** IBM Internal Only

**User Response:** Contact the IBM Support Center.

---

**C9C214A1**

**Explanation:** IBM Internal Only

**User Response:** Contact the IBM Support Center.

---

**C9C214A2**

**Explanation:** IBM Internal Only

**User Response:** Contact the IBM Support Center.

---

**C9C214A3**

**Explanation:** IBM Internal Only

**User Response:** Contact the IBM Support Center.

---

**C9C214A4**

**Explanation:** IBM Internal Only

**User Response:** Contact the IBM Support Center.

---

---

**C9C214A5****Explanation:** IBM Internal Only**User Response:** Contact the IBM Support Center.

---

**C9C214A6****Explanation:** IBM Internal Only**User Response:** Contact the IBM Support Center.

---

**C9C214A7****Explanation:** IBM Internal Only**User Response:** Contact the IBM Support Center.

---

**C9C214A8****Explanation:** IBM Internal Only**User Response:** Contact the IBM Support Center.

---

**C9C214A9****Explanation:** IBM Internal Only**User Response:** Contact the IBM Support Center.

---

**C9C214AA****Explanation:** IBM Internal Only**User Response:** Contact the IBM Support Center.

---

**C9C214AB****Explanation:** IBM Internal Only**User Response:** Contact the IBM Support Center.

---

**C9C214AC****Explanation:** IBM Internal Only**User Response:** Contact the IBM Support Center.

---

**C9C214AD****Explanation:** IBM Internal Only**User Response:** Contact the IBM Support Center.

---

**C9C214AE****Explanation:** IBM Internal Only**User Response:** Contact the IBM Support Center.

---

**C9C214AF****Explanation:** IBM Internal Only**User Response:** Contact the IBM Support Center.

---

**C9C214B0****Explanation:** IBM Internal Only**User Response:** Contact the IBM Support Center.

---

**C9C214B1****Explanation:** IBM Internal Only**User Response:** Contact the IBM Support Center.

---

**C9C214B2****Explanation:** IBM Internal Only**User Response:** Contact the IBM Support Center.

---

**C9C214B3****Explanation:** IBM Internal Only**User Response:** Contact the IBM Support Center.

---

**C9C214B4****Explanation:** IBM Internal Only**User Response:** Contact the IBM Support Center.

---

**C9C214B5****Explanation:** IBM Internal Only**User Response:** Contact the IBM Support Center.

---

**C9C214B6****Explanation:** IBM Internal Only**User Response:** Contact the IBM Support Center.

---

**C9C214B7****Explanation:** IBM Internal Only**User Response:** Contact the IBM Support Center.

---

**C9C214B8****Explanation:** IBM Internal Only**User Response:** Contact the IBM Support Center.

## Error (minor) codes

---

**C9C214B9**

**Explanation:** IBM Internal Only

**User Response:** Contact the IBM Support Center.

---

**C9C214BA**

**Explanation:** IBM Internal Only

**User Response:** Contact the IBM Support Center.

---

**C9C214BB**

**Explanation:** IBM Internal Only

**User Response:** Contact the IBM Support Center.

---

**C9C214BC**

**Explanation:** IBM Internal Only

**User Response:** Contact the IBM Support Center.

---

**C9C214BD**

**Explanation:** IBM Internal Only

**User Response:** Contact the IBM Support Center.

---

**C9C214BE**

**Explanation:** IBM Internal Only

**User Response:** Contact the IBM Support Center.

---

**C9C214BF**

**Explanation:** IBM Internal Only

**User Response:** Contact the IBM Support Center.

---

**C9C214C0**

**Explanation:** IBM Internal Only

**User Response:** Contact the IBM Support Center.

---

**C9C214C1**

**Explanation:** IBM Internal Only

**User Response:** Contact the IBM Support Center.

---

**C9C214C2**

**Explanation:** IBM Internal Only

**User Response:** Contact the IBM Support Center.

---

---

**C9C214C3**

**Explanation:** IBM Internal Only

**User Response:** Contact the IBM Support Center.

---

**C9C214C4**

**Explanation:** IBM Internal Only

**User Response:** Contact the IBM Support Center.

---

**C9C214C5**

**Explanation:** IBM Internal Only

**User Response:** Contact the IBM Support Center.

---

**C9C214C6**

**Explanation:** IBM Internal Only

**User Response:** Contact the IBM Support Center.

---

**C9C214C7**

**Explanation:** IBM Internal Only

**User Response:** Contact the IBM Support Center.

---

**C9C214C8**

**Explanation:** IBM Internal Only

**User Response:** Contact the IBM Support Center.

---

**C9C214C9**

**Explanation:** IBM Internal Only

**User Response:** Contact the IBM Support Center.

---

**C9C214CA**

**Explanation:** IBM Internal Only

**User Response:** Contact the IBM Support Center.

---

**C9C214CB**

**Explanation:** IBM Internal Only

**User Response:** Contact the IBM Support Center.

---

**C9C214CC**

**Explanation:** IBM Internal Only

**User Response:** Contact the IBM Support Center.

---

---

**C9C214CD****Explanation:** IBM Internal Only**User Response:** Contact the IBM Support Center.

---

**C9C214CE****Explanation:** IBM Internal Only**User Response:** Contact the IBM Support Center.

---

**C9C214CF****Explanation:** IBM Internal Only**User Response:** Contact the IBM Support Center.

---

**C9C214D0****Explanation:** IBM Internal Only**User Response:** Contact the IBM Support Center.

---

**C9C214D1****Explanation:** IBM Internal Only**User Response:** Contact the IBM Support Center.

---

**C9C214D2****Explanation:** IBM Internal Only**User Response:** Contact the IBM Support Center.

---

**C9C214D3****Explanation:** IBM Internal Only**User Response:** Contact the IBM Support Center.

---

**C9C214D4****Explanation:** IBM Internal Only**User Response:** Contact the IBM Support Center.

---

**C9C214D5****Explanation:** IBM Internal Only**User Response:** Contact the IBM Support Center.

---

**C9C214D6****Explanation:** IBM Internal Only**User Response:** Contact the IBM Support Center.

---

**C9C214D7****Explanation:** IBM Internal Only**User Response:** Contact the IBM Support Center.

---

**C9C214D8****Explanation:** IBM Internal Only**User Response:** Contact the IBM Support Center.

---

**C9C214D9****Explanation:** IBM Internal Only**User Response:** Contact the IBM Support Center.

---

**C9C214DA****Explanation:** IBM Internal Only**User Response:** Contact the IBM Support Center.

---

**C9C214DB****Explanation:** IBM Internal Only**User Response:** Contact the IBM Support Center.

---

**C9C214DC****Explanation:** IBM Internal Only**User Response:** Contact the IBM Support Center.

---

**C9C214DD****Explanation:** IBM Internal Only**User Response:** Contact the IBM Support Center.

---

**C9C214DE****Explanation:** IBM Internal Only**User Response:** Contact the IBM Support Center.

---

**C9C214DF****Explanation:** IBM Internal Only**User Response:** Contact the IBM Support Center.

---

**C9C214E0****Explanation:** IBM Internal Only**User Response:** Contact the IBM Support Center.

## Error (minor) codes

---

**C9C214E1**

**Explanation:** IBM Internal Only

**User Response:** Contact the IBM Support Center.

---

**C9C214E2**

**Explanation:** IBM Internal Only

**User Response:** Contact the IBM Support Center.

---

**C9C214E3**

**Explanation:** IBM Internal Only

**User Response:** Contact the IBM Support Center.

---

**C9C214E4**

**Explanation:** IBM Internal Only

**User Response:** Contact the IBM Support Center.

---

**C9C214E5**

**Explanation:** IBM Internal Only

**User Response:** Contact the IBM Support Center.

---

**C9C214E6**

**Explanation:** IBM Internal Only

**User Response:** Contact the IBM Support Center.

---

**C9C214E7**

**Explanation:** IBM Internal Only

**User Response:** Contact the IBM Support Center.

---

**C9C214E8**

**Explanation:** IBM Internal Only

**User Response:** Contact the IBM Support Center.

---

**C9C214E9**

**Explanation:** IBM Internal Only

**User Response:** Contact the IBM Support Center.

---

**C9C214EA**

**Explanation:** IBM Internal Only

**User Response:** Contact the IBM Support Center.

---

---

**C9C214EB**

**Explanation:** IBM Internal Only

**User Response:** Contact the IBM Support Center.

---

**C9C214EC**

**Explanation:** IBM Internal Only

**User Response:** Contact the IBM Support Center.

---

**C9C214ED**

**Explanation:** IBM Internal Only

**User Response:** Contact the IBM Support Center.

---

**C9C214EE**

**Explanation:** IBM Internal Only

**User Response:** Contact the IBM Support Center.

---

**C9C214EF**

**Explanation:** IBM Internal Only

**User Response:** Contact the IBM Support Center.

---

**C9C214F0**

**Explanation:** IBM Internal Only

**User Response:** Contact the IBM Support Center.

---

**C9C214F1**

**Explanation:** IBM Internal Only

**User Response:** Contact the IBM Support Center.

---

**C9C214F2**

**Explanation:** IBM Internal Only

**User Response:** Contact the IBM Support Center.

---

**C9C214F3**

**Explanation:** IBM Internal Only

**User Response:** Contact the IBM Support Center.

---

**C9C214F4**

**Explanation:** IBM Internal Only

**User Response:** Contact the IBM Support Center.

---



---

**C9C214F5****Explanation:** IBM Internal Only**User Response:** Contact the IBM Support Center.

---

**C9C214F6****Explanation:** IBM Internal Only**User Response:** Contact the IBM Support Center.

---

**C9C214F7****Explanation:** IBM Internal Only**User Response:** Contact the IBM Support Center.

---

**C9C214F8****Explanation:** IBM Internal Only**User Response:** Contact the IBM Support Center.

---

**C9C214F9****Explanation:** IBM Internal Only**User Response:** Contact the IBM Support Center.

---

**C9C214FA****Explanation:** IBM Internal Only**User Response:** Contact the IBM Support Center.

---

**C9C214FB****Explanation:** IBM Internal Only**User Response:** Contact the IBM Support Center.

---

**C9C214FC****Explanation:** IBM Internal Only**User Response:** Contact the IBM Support Center.

---

**C9C214FD****Explanation:** IBM Internal Only**User Response:** Contact the IBM Support Center.

---

**C9C214FE****Explanation:** IBM Internal Only**User Response:** Contact the IBM Support Center.

---

**C9C214FF****Explanation:** IBM Internal Only**User Response:** Contact the IBM Support Center.

---

**C9C21500****Explanation:** IBM Internal Only**User Response:** Contact the IBM Support Center.

---

**C9C21501****Explanation:** IBM Internal Only**User Response:** Contact the IBM Support Center.

---

**C9C21502****Explanation:** IBM Internal Only**User Response:** Contact the IBM Support Center.

---

**C9C21503****Explanation:** IBM Internal Only**User Response:** Contact the IBM Support Center.

---

**C9C21504****Explanation:** IBM Internal Only**User Response:** Contact the IBM Support Center.

---

**C9C21505****Explanation:** IBM Internal Only**User Response:** Contact the IBM Support Center.

---

**C9C21506****Explanation:** IBM Internal Only**User Response:** Contact the IBM Support Center.

---

**C9C21507****Explanation:** IBM Internal Only**User Response:** Contact the IBM Support Center.

---

**C9C21508****Explanation:** IBM Internal Only**User Response:** Contact the IBM Support Center.

## Error (minor) codes

---

**C9C21509**

**Explanation:** IBM Internal Only

**User Response:** Contact the IBM Support Center.

---

**C9C2150A**

**Explanation:** IBM Internal Only

**User Response:** Contact the IBM Support Center.

---

**C9C2150B**

**Explanation:** IBM Internal Only

**User Response:** Contact the IBM Support Center.

---

**C9C2150C**

**Explanation:** IBM Internal Only

**User Response:** Contact the IBM Support Center.

---

**C9C2150D**

**Explanation:** IBM Internal Only

**User Response:** Contact the IBM Support Center.

---

**C9C2150E**

**Explanation:** IBM Internal Only

**User Response:** Contact the IBM Support Center.

---

**C9C2150F**

**Explanation:** IBM Internal Only

**User Response:** Contact the IBM Support Center.

---

**C9C21510**

**Explanation:** IBM Internal Only

**User Response:** Contact the IBM Support Center.

---

**C9C21511**

**Explanation:** IBM Internal Only

**User Response:** Contact the IBM Support Center.

---

**C9C21512**

**Explanation:** IBM Internal Only

**User Response:** Contact the IBM Support Center.

---

---

**C9C21513**

**Explanation:** IBM Internal Only

**User Response:** Contact the IBM Support Center.

---

**C9C21514**

**Explanation:** IBM Internal Only

**User Response:** Contact the IBM Support Center.

---

**C9C21515**

**Explanation:** IBM Internal Only

**User Response:** Contact the IBM Support Center.

---

**C9C21516**

**Explanation:** IBM Internal Only

**User Response:** Contact the IBM Support Center.

---

**C9C21517**

**Explanation:** IBM Internal Only

**User Response:** Contact the IBM Support Center.

---

**C9C21518**

**Explanation:** IBM Internal Only

**User Response:** Contact the IBM Support Center.

---

**C9C21519**

**Explanation:** IBM Internal Only

**User Response:** Contact the IBM Support Center.

---

**C9C2151A**

**Explanation:** IBM Internal Only

**User Response:** Contact the IBM Support Center.

---

**C9C2151B**

**Explanation:** IBM Internal Only

**User Response:** Contact the IBM Support Center.

---

**C9C2151C**

**Explanation:** IBM Internal Only

**User Response:** Contact the IBM Support Center.

---

---

**C9C2151D****Explanation:** IBM Internal Only**User Response:** Contact the IBM Support Center.

---

**C9C2151E****Explanation:** IBM Internal Only**User Response:** Contact the IBM Support Center.

---

**C9C2151F****Explanation:** IBM Internal Only**User Response:** Contact the IBM Support Center.

---

**C9C21520****Explanation:** IBM Internal Only**User Response:** Contact the IBM Support Center.

---

**C9C21521****Explanation:** IBM Internal Only**User Response:** Contact the IBM Support Center.

---

**C9C21522****Explanation:** IBM Internal Only**User Response:** Contact the IBM Support Center.

---

**C9C21523****Explanation:** IBM Internal Only**User Response:** Contact the IBM Support Center.

---

**C9C21524****Explanation:** IBM Internal Only**User Response:** Contact the IBM Support Center.

---

**C9C21525****Explanation:** IBM Internal Only**User Response:** Contact the IBM Support Center.

---

**C9C21526****Explanation:** IBM Internal Only**User Response:** Contact the IBM Support Center.

---

**C9C21527****Explanation:** IBM Internal Only**User Response:** Contact the IBM Support Center.

---

**C9C21528****Explanation:** IBM Internal Only**User Response:** Contact the IBM Support Center.

---

**C9C21529****Explanation:** IBM Internal Only**User Response:** Contact the IBM Support Center.

---

**C9C2152A****Explanation:** IBM Internal Only**User Response:** Contact the IBM Support Center.

---

**C9C2152B****Explanation:** IBM Internal Only**User Response:** Contact the IBM Support Center.

---

**C9C2152C****Explanation:** IBM Internal Only**User Response:** Contact the IBM Support Center.

---

**C9C2152D****Explanation:** IBM Internal Only**User Response:** Contact the IBM Support Center.

---

**C9C2152E****Explanation:** IBM Internal Only**User Response:** Contact the IBM Support Center.

---

**C9C2152F****Explanation:** IBM Internal Only**User Response:** Contact the IBM Support Center.

---

**C9C21530****Explanation:** IBM Internal Only**User Response:** Contact the IBM Support Center.

## Error (minor) codes

---

**C9C21531**

**Explanation:** IBM Internal Only

**User Response:** Contact the IBM Support Center.

---

**C9C21532**

**Explanation:** IBM Internal Only

**User Response:** Contact the IBM Support Center.

---

**C9C21533**

**Explanation:** IBM Internal Only

**User Response:** Contact the IBM Support Center.

---

**C9C21534**

**Explanation:** IBM Internal Only

**User Response:** Contact the IBM Support Center.

---

**C9C21535**

**Explanation:** IBM Internal Only

**User Response:** Contact the IBM Support Center.

---

**C9C21536**

**Explanation:** IBM Internal Only

**User Response:** Contact the IBM Support Center.

---

**C9C21537**

**Explanation:** IBM Internal Only

**User Response:** Contact the IBM Support Center.

---

**C9C21538**

**Explanation:** IBM Internal Only

**User Response:** Contact the IBM Support Center.

---

**C9C21539**

**Explanation:** IBM Internal Only

**User Response:** Contact the IBM Support Center.

---

**C9C2153A**

**Explanation:** IBM Internal Only

**User Response:** Contact the IBM Support Center.

---

---

**C9C2153B**

**Explanation:** IBM Internal Only

**User Response:** Contact the IBM Support Center.

---

**C9C2153C**

**Explanation:** IBM Internal Only

**User Response:** Contact the IBM Support Center.

---

**C9C2153D**

**Explanation:** IBM Internal Only

**User Response:** Contact the IBM Support Center.

---

**C9C2153E**

**Explanation:** IBM Internal Only

**User Response:** Contact the IBM Support Center.

---

**C9C2153F**

**Explanation:** IBM Internal Only

**User Response:** Contact the IBM Support Center.

---

**C9C21540**

**Explanation:** IBM Internal Only

**User Response:** Contact the IBM Support Center.

---

**C9C21541**

**Explanation:** IBM Internal Only

**User Response:** Contact the IBM Support Center.

---

**C9C21542**

**Explanation:** IBM Internal Only

**User Response:** Contact the IBM Support Center.

---

**C9C21801**

**Explanation:** IBM Internal Only

**User Response:** Contact the IBM Support Center.

---

**C9C21802**

**Explanation:** Failed to get terminator pointer from control.

**User Response:** Rewrite application logic.

---

---

**C9C21803**

**Explanation:** IBM Internal Only

**User Response:** Contact the IBM Support Center.

---

**C9C21804**

**Explanation:** IBM Internal Only

**User Response:** Contact the IBM Support Center.

---

**C9C21805**

**Explanation:** IBM Internal Only

**User Response:** Contact the IBM Support Center.

---

**C9C21806**

**Explanation:** IBM Internal Only

**User Response:** Contact the IBM Support Center.

---

**C9C21807**

**Explanation:** IBM Internal Only

**User Response:** Contact the IBM Support Center.

---

**C9C21808**

**Explanation:** IBM Internal Only

**User Response:** Contact the IBM Support Center.

---

**C9C21809**

**Explanation:** Tried to decrement thread association count below zero in decrement\_association.

**User Response:** Transaction rolled back. Follow these procedures before calling IBM:

1. Run initial diagnostics to determine if the rollback was due to a timeout. Ensure that the transaction timeout value did not expire.
  2. If the timeout value did not expire, check the application to ensure the transaction's logic didn't cause the rollback.
  3. Ensure you did not timeout DB2 or the Resource Manager.
  4. If your application, DB2, or the Resource Manager did not cause the rollback, contact the IBM Support Center.
- 

**C9C2180A**

**Explanation:** IBM Internal Only

**User Response:** Contact the IBM Support Center.

---



---

**C9C2180B**

**Explanation:** IBM Internal Only

**User Response:** Contact the IBM Support Center.

---

**C9C2180C**

**Explanation:** IBM Internal Only

**User Response:** Contact the IBM Support Center.

---

**C9C2180D**

**Explanation:** register\_resource detected transaction is marked rollback.

**User Response:** See C9C21809.

---

**C9C2180E**

**Explanation:** register\_synchronization detected transaction is marked rollback.

**User Response:** See C9C21809.

---

**C9C2180F**

**Explanation:** register\_synchronization with superior coordinator raised unknown exception.

**User Response:** No action possible. Raise CORBA::UNKNOWN exception.

---

**C9C21810**

**Explanation:** Resource registration with superior failed in genericCreate.

**User Response:** See C9C2181F.

---

**C9C21811**

**Explanation:** Null PropagationContext in extract\_gtid.

**User Response:** Check the workstation logs to see if there are any previous corresponding exceptions. Report this information to the the IBM Support Center.

---

**C9C21812**

**Explanation:** Tid length is zero, or less than or equal to bqual length.

**User Response:** Check the workstation logs to see if there are any previous corresponding exceptions. Report this information to the the IBM Support Center.

---

**C9C21813**

**Explanation:** gtrid length exceeds MAX\_GTRID length in extract\_gtid.

**User Response:** Check the workstation logs to see if

## Error (minor) codes

there are any previous corresponding exceptions.  
Report this information to the the IBM Support Center.

---

### C9C21814

**Explanation:** IBM Internal Only

**User Response:** Contact the IBM Support Center.

---

### C9C21815

**Explanation:** IBM Internal Only

**User Response:** Contact the IBM Support Center.

---

### C9C21816

**Explanation:** IBM Internal Only

**User Response:** Contact the IBM Support Center.

---

### C9C21817

**Explanation:** IBM Internal Only

**User Response:** Contact the IBM Support Center.

---

### C9C21818

**Explanation:** IBM Internal Only

**User Response:** Contact the IBM Support Center.

---

### C9C21819

**Explanation:** IBM Internal Only

**User Response:** Contact the IBM Support Center.

---

### C9C2181A

**Explanation:** IBM Internal Only

**User Response:** Contact the IBM Support Center.

---

### C9C2181B

**Explanation:** IBM Internal Only

**User Response:** Contact the IBM Support Center.

---

### C9C2181C

**Explanation:** IBM Internal Only

**User Response:** Contact the IBM Support Center.

---

### C9C2181E

**Explanation:** Transaction rolled back during root prepare.

**User Response:** See C9C21809.

---

### C9C2181F

**Explanation:** Transaction rolled back during commit.

**User Response:** See C9C21809.

---

### C9C21820

**Explanation:** Transaction rolled back during commit.

**User Response:** See C9C21809.

---

### C9C21821

**Explanation:** Transaction rolled back during commit.

**User Response:** See C9C21809.

---

### C9C21822

**Explanation:** Transaction rolled back during commit.

**User Response:** See C9C21809.

---

### C9C21823

**Explanation:** Detected that transaction is pending rollback.

**User Response:** See C9C21809.

---

### C9C21824

**Explanation:** Detected that transaction is pending rollback.

**User Response:** See C9C21809.

---

### C9C21825

**Explanation:** Transaction rolled back during commit.

**User Response:** See C9C21809.

---

### C9C21826

**Explanation:** IBM Internal Only

**User Response:** Contact the IBM Support Center.

---

### C9C21827

**Explanation:** Attempted to access transactional objects that no longer exist. The method that threw the exception detected that the transactional object no longer existed and had either been committed or rolled back by some other asynchronous operation.

**User Response:** If the exception was thrown by your application, there may be a problem synchronizing the application execution and the attempt to query, modify, rollback, or commit the transaction.

---

**C9C21828**

**Explanation:** IBM Internal Only

**User Response:** Contact the IBM Support Center.

---

**C9C21829**

**Explanation:** IBM Internal Only

**User Response:** Contact the IBM Support Center.

---

**C9C2182A**

**Explanation:** IBM Internal Only

**User Response:** Contact the IBM Support Center.

---

**C9C2182B**

**Explanation:** IBM Internal Only

**User Response:** Contact the IBM Support Center.

---

**C9C2182C**

**Explanation:** IBM Internal Only

**User Response:** Contact the IBM Support Center.

---

**C9C2182D**

**Explanation:** There was not enough storage preallocated to accommodate OTS structures.

**User Response:** Set TRACEDETAIL=(3,4,6) in your environment dataset (BBOENV).

---

**C9C2182E**

**Explanation:** Transaction Service does not support inbound transactional one-way requests.

**User Response:** Do not issue transactional one-way request.

---

**C9C2182F**

**Explanation:** Transaction rolled back during commit.

**User Response:** See C9C21809.

---

**C9C21830**

**Explanation:** Transaction rolled back during commit.

**User Response:** See C9C21809.

---

**C9C21831**

**Explanation:** Transaction rolled back during commit.

**User Response:** See C9C21809.

---



---

**C9C21832**

**Explanation:** Transaction rolled back during commit.

**User Response:** See C9C21809.

---

**C9C21833**

**Explanation:** Transaction rolled back during commit.

**User Response:** See C9C21809.

---

**C9C21834**

**Explanation:** Transaction rolled back during commit.

**User Response:** See C9C21809.

---

**C9C21835**

**Explanation:** Control Region is shutting down. Transaction creation is not possible.

**User Response:** Contact the IBM Support Center.

---

**C9C21836**

**Explanation:** Control Region is shutting down. Transaction creation is not possible.

**User Response:** Contact the IBM Support Center.

---

**C9C21837**

**Explanation:** Control Region is shutting down. Creation is not possible.

**User Response:** Contact the IBM Support Center.

---

**C9C21838**

**Explanation:** Control Region is shutting down. Creation is not possible.

**User Response:** Contact the IBM Support Center.

---

**C9C21839**

**Explanation:** Control Region is shutting down. Creation is not possible.

**User Response:** Contact the IBM Support Center.

---

**C9C2183A**

**Explanation:** Control Region is shutting down. Creation is not possible.

**User Response:** Contact the IBM Support Center.

---



## Error (minor) codes

---

### C9C2183C

**Explanation:** IBM Internal Only

**User Response:** Contact the IBM Support Center.

---

### C9C2183D

**Explanation:** Resource commit came in on restart resource but resolver owns syncpoint.

**User Response:** This exception is normal processing for restart but indicates that attempts to contact the recovery coordinator have been unsuccessful. If this condition persists, ensure the recovery coordinator is up and functioning. It is possible that the application (or application environment) acting as recovery coordinator is down.

---

### C9C2183E

**Explanation:** Resource rollback came in on restart resource but resolver owns syncpoint.

**User Response:** This exception is normal processing for restart but indicates that attempts to contact the recovery coordinator have been unsuccessful. If this condition persists, ensure the recovery coordinator is up and functioning. It is possible that the application (or application environment) acting as recovery coordinator is down.

---

### C9C2183F

**Explanation:** Detected that transaction is pending rollback.

**User Response:** See C9C21809.

---

### C9C21840

**Explanation:** Rollback request was rejected because requested was not the initiator of the transaction. Obsolete.

**User Response:** Check for a possible application coding error.

---

### C9C21841

**Explanation:** Commit request was rejected because requested was not the initiator of the transaction. Obsolete.

**User Response:** Check for a possible application coding error.

---

### C9C21842

**Explanation:** Unable to register resource due to underlying recovery service logging limit.

**User Response:** Rewrite application to include fewer resources.

---

---

### C9C21843

**Explanation:** IBM Internal Only

**User Response:** Contact the IBM Support Center.

---

### C9C21844

**Explanation:** IBM Internal Only

**User Response:** Contact the IBM Support Center.

---

### C9C21845

**Explanation:** IBM Internal Only

**User Response:** Contact the IBM Support Center.

---

### C9C21846

**Explanation:** Unable to register local resource object due to implementation restriction.

**User Response:** Check for an application error. Refer to application documentation for restrictions on local resource.

---

### C9C21847

**Explanation:** Unable to register local synchronization object due to implementation restriction.

**User Response:** Check for an application error. Refer to application documentation for restrictions on synchronization objects.

---

### C9C21848

**Explanation:** Encountered a user exception while trying to mark transaction on thread as rollback\_only.

**User Response:** Check for an application error.

---

### C9C21849

**Explanation:** IBM Internal Only

**User Response:** Contact the IBM Support Center.

---

### C9C2184A

**Explanation:** IBM Internal Only

**User Response:** Contact the IBM Support Center.

---

### C9C2184B

**Explanation:** IBM Internal Only

**User Response:** Contact the IBM Support Center.

---

---

**C9C2184C****Explanation:** IBM Internal Only**User Response:** Contact the IBM Support Center.

---

**C9C2184D****Explanation:** IBM Internal Only**User Response:** Contact the IBM Support Center.

---

**C9C2184E****Explanation:** IBM Internal Only**User Response:** Contact the IBM Support Center.

---

**C9C2184F****Explanation:** IBM Internal Only**User Response:** Contact the IBM Support Center.

---

**C9C21850****Explanation:** IBM Internal Only**User Response:** Contact the IBM Support Center.

---

**C9C21851****Explanation:** IBM Internal Only**User Response:** Contact the IBM Support Center.

---

**C9C21852****Explanation:** IBM Internal Only**User Response:** Contact the IBM Support Center.

---

**C9C21853****Explanation:** IBM Internal Only**User Response:** Contact the IBM Support Center.

---

**C9C21854****Explanation:** IBM Internal Only**User Response:** Contact the IBM Support Center.

---

**C9C21855****Explanation:** IBM Internal Only**User Response:** Contact the IBM Support Center.

---

**C9C21856****Explanation:** IBM Internal Only**User Response:** Contact the IBM Support Center.

---

**C9C21857****Explanation:** IBM Internal Only**User Response:** Contact the IBM Support Center.

---

**C9C21858****Explanation:** IBM Internal Only**User Response:** Contact the IBM Support Center.

---

**C9C21859****Explanation:** IBM Internal Only**User Response:** Contact the IBM Support Center.

---

**C9C2185A****Explanation:** IBM Internal Only**User Response:** Contact the IBM Support Center.

---

**C9C2185B****Explanation:** IBM Internal Only**User Response:** Contact the IBM Support Center.

---

**C9C2185C****Explanation:** IBM Internal Only**User Response:** Contact the IBM Support Center.

---

**C9C2185D****Explanation:** IBM Internal Only**User Response:** Contact the IBM Support Center.

---

**C9C2185E****Explanation:** IBM Internal Only**User Response:** Contact the IBM Support Center.

---

**C9C2185F****Explanation:** IBM Internal Only**User Response:** Contact the IBM Support Center.

## Error (minor) codes

---

**C9C21860**

**Explanation:** IBM Internal Only

**User Response:** Contact the IBM Support Center.

---

**C9C21861**

**Explanation:** IBM Internal Only

**User Response:** Contact the IBM Support Center.

---

**C9C21862**

**Explanation:** IBM Internal Only

**User Response:** Contact the IBM Support Center.

---

**C9C21863**

**Explanation:** IBM Internal Only

**User Response:** Contact the IBM Support Center.

---

**C9C21864**

**Explanation:** IBM Internal Only

**User Response:** Contact the IBM Support Center.

---

**C9C21865**

**Explanation:** IBM Internal Only

**User Response:** Contact the IBM Support Center.

---

**C9C21866**

**Explanation:** IBM Internal Only

**User Response:** Contact the IBM Support Center.

---

**C9C21867**

**Explanation:** IBM Internal Only

**User Response:** Contact the IBM Support Center.

---

**C9C21868**

**Explanation:** IBM Internal Only

**User Response:** Contact the IBM Support Center.

---

**C9C21869**

**Explanation:** IBM Internal Only

**User Response:** Contact the IBM Support Center.

---

---

**C9C2186A**

**Explanation:** IBM Internal Only

**User Response:** Contact the IBM Support Center.

---

**C9C2186B**

**Explanation:** IBM Internal Only

**User Response:** Contact the IBM Support Center.

---

**C9C2186C**

**Explanation:** IBM Internal Only

**User Response:** Contact the IBM Support Center.

---

**C9C2186D**

**Explanation:** Transaction rolled back during delegate prepare.

**User Response:** See C9C21809.

---

**C9C2186E**

**Explanation:** Inbound transaction is a nested transaction. WebSphere for z/OS does not support nested transactions.

**User Response:** Contact the IBM Support Center.

---

**C9C2186F**

**Explanation:** Resource one\_phase\_commit came in on a resource but a syncpoint was already in progress.

**User Response:** If the transaction was rolled back, see C9C21809.

---

**C9C21870**

**Explanation:** Transaction rolled back with a heuristic mixed condition during delegate prepare.

**User Response:** RRS will write a record to LOGREC to indicate which resource manager(s) had a heuristic condition during the commit process. Follow the identified resource manager's procedures to resolve the heuristic condition. Also see C9C21809.

---

**C9C21871**

**Explanation:** Invalid or NULL CosTransactions::Coordinator object extracted from an inbound. CosTransactions::PropagationContext structure.

**User Response:** Verify that sending ORB interoperates with WebSphere for z/OS.

---

---

**C9C21872**

**Explanation:** Transaction rolled back during commit. ,,

**User Response:** See C9C21809.

---

**C9C21873**

**Explanation:** IBM Internal Only

**User Response:** Contact the IBM Support Center.

---

**C9C21874**

**Explanation:** Server region sending reply checks detected a mismatch between the original transaction associated with the method and the one currently associated with the thread.

**User Response:** Check the application for a logic error.

---

**C9C21875**

**Explanation:** Transaction service is unable to locate transaction factory.

**User Response:** Contact the IBM Support Center.

---

**C9C21876**

**Explanation:** Transaction service is unable to locate transaction factory.

**User Response:** Check systems management configuration for a definition of transaction factories.

---

**C9C21877**

**Explanation:** Transactional request rejected because transaction is no longer active.

**User Response:** Check the application for a logic error.

---

**C9C21878**

**Explanation:** IBM Internal Only

**User Response:** Contact the IBM Support Center.

---

**C9C21879**

**Explanation:** IBM Internal Only

**User Response:** Contact the IBM Support Center.

---

**C9C2187A**

**Explanation:** IBM Internal Only

**User Response:** Contact the IBM Support Center.

---



---

**C9C2187B**

**Explanation:** IBM Internal Only

**User Response:** Contact the IBM Support Center.

---

**C9C2187C**

**Explanation:** IBM Internal Only

**User Response:** Contact the IBM Support Center.

---

**C9C2187D**

**Explanation:** Transaction server in server region detected a thread termination while the transaction was active on thread. This resulted in termination of the server region address space.

**User Response:** Check the application for a logic error.

---

**C9C2187E**

**Explanation:** IBM Internal Only

**User Response:** Contact the IBM Support Center.

---

**C9C2187F**

**Explanation:** IBM Internal Only

**User Response:** Contact the IBM Support Center.

---

**C9C21880**

**Explanation:** IBM Internal Only

**User Response:** Contact the IBM Support Center.

---

**C9C21881**

**Explanation:** IBM Internal Only

**User Response:** Contact the IBM Support Center.

---

**C9C21882**

**Explanation:** Transaction server detected invalid state for rollback\_only request.

**User Response:** WebSphere for z/OS internal processing. No error has occurred.

---

**C9C21883**

**Explanation:** Transaction server detected transaction service containing deferred begin request.

**User Response:** WebSphere for z/OS internal processing. No error has occurred.

---

## Error (minor) codes

---

### C9C21884

**Explanation:** Non-existent transaction detected for rollback\_only request.

**User Response:** Check the application for a logic error.

---

### C9C21885

**Explanation:** Invalid CosTransaction::PropagationContext returned from a 'deferred begin' outbound request.

**User Response:** Check the documentation on interoperability between ORBs.

---

### C9C21886

**Explanation:** An attempt was made to mark a transaction 'rollback\_only' which was previously marked 'rolledback\_only' or is in the process of being rolled back.

**User Response:** The transaction has or will be rolled back asynchronously from this processing. The initial rollback may have been initiated by the application itself, asynchronous from this call, or initiated by one of the resource managers participating in the transaction. It is possible that the application has violated one of the resource manager protocols. Scan the traces previous to this one that would indicate when the rollback occurred and see C9C21809 for the rollback procedures.

---

### C9C21887

**Explanation:** atrdint issued against rolled back transaction.

**User Response:** The transaction has been rolled back asynchronously from this call. Either the rollback was initiated by the application asynchronous from this one, or one of the resource managers participating in the transactions initiated it. It is possible that the application has violated one of the resource manager protocols. Scan the traces previous to this one that would indicate when the rollback occurred and see C9C21809 for the rollback procedures.

---

### C9C21888

**Explanation:** atrspid issued against rolled back transaction.

**User Response:** The transaction has been rolled back asynchronously from this call. Either the rollback was initiated by the application asynchronous from this one, or one of the resource managers participating in the transactions initiated it. It is possible that the application has violated one of the resource manager protocols. Scan the traces previous to this one that would indicate when the rollback occurred and see C9C21809 for the rollback procedures.

---

---

### C9C21889

**Explanation:** atreint issued but UR log data limit exceeded.

**User Response:** A system limit has been exceeded and is no longer capable of storing transactional information. The application must reduce the number of different resource managers participating, possibly by narrowing the scope of the transactions or by redefining the composite objects so they are comprised of fewer components.

---

### C9C2188A

**Explanation:** atreint issued against rolled back transaction.

**User Response:** The transaction has been rolled back asynchronously from this call. Either the rollback was initiated by the application asynchronous from this one, or one of the resource managers participating in the transactions initiated it. It is possible that the application has violated one of the resource manager protocols. Scan the traces previous to this one that would indicate when the rollback occurred and see C9C21809 for the rollback procedures.

---

### C9C2188B

**Explanation:** IBM Internal Only

**User Response:** Contact the IBM Support Center.

---

### C9C2188C

**Explanation:** IBM Internal Only

**User Response:** Contact the IBM Support Center.

---

### C9C2188D

**Explanation:** IBM Internal Only

**User Response:** Contact the IBM Support Center.

---

### C9C2188E

**Explanation:** IBM Internal Only

**User Response:** Contact the IBM Support Center.

---

### C9C2188F

**Explanation:** IBM Internal Only

**User Response:** Contact the IBM Support Center.

---

### C9C21890

**Explanation:** IBM Internal Only

**User Response:** Contact the IBM Support Center.

---

---

**C9C21891**

**Explanation:** IBM Internal Only

**User Response:** Contact the IBM Support Center.

---

**C9C21892**

**Explanation:** A transaction was rolled back because the containing transaction exceeded the specified timeout value. (This timeout was detected by the WebSphere for z/OS syncpoint coordinator.)

**User Response:** Scan the traces previous to this one that would indicate when the rollback initially occurred and see C9C21809 for the rollback procedures.

---

**C9C21893**

**Explanation:** A transaction was rolled back because the containing transaction exceeded the specified timeout value. (This timeout was detected by the WebSphere for z/OS syncpoint coordinator.) The detection of failure was prior to a system exception being raised for this transaction.

**User Response:** Scan the traces subsequent to this one that indicate when the rollback initially occurred and see C9C21809 for the rollback procedures.

---

**C9C21894**

**Explanation:** An inbound request to a control region was detected to be contained within a transaction that had previously timed out.

**User Response:** Scan the traces previous to this one that would indicate when the rollback initially occurred and see C9C21809 for the rollback procedures.

---

**C9C21895**

**Explanation:** Commit request was rejected because the request was not made by the initiator of the transaction. Transaction has been marked rollback only.

**User Response:** Check for a possible application coding error.

---

**C9C21896**

**Explanation:** Rollback request was rejected because the request was not made by the initiator of the transaction. Transaction has been marked rollback only.

**User Response:** Check for a possible application coding error.

---

---

**C9C21897**

**Explanation:** Persistent data that contains up level version numbers was retrieved during the OTS restart process. The server is brought down. This condition can occur when a new level of code was used to start an application server, run for a time, creating entries for transactions in RRS' hardened data logs, and then the application server is brought down. When the application server was restarted, an older level of WebSphere for z/OS code was used, and this is not supported.

**User Response:** Operator: Ensure the correct PROC was used to start this application server. System Programmer: Ensure the PROC used to start this application server has specified the intended level of WebSphere for z/OS code. If so, and you have knowingly regressed the level of WebSphere for z/OS code, you must follow the WebSphere for z/OS cold start procedures to undo any changes that were made to the WebSphere for z/OS environment while the application server was at the higher level. If you are not attempting to change code levels, and the PROC has specified the correct WebSphere for z/OS code, then contact the IBM Support Center.

---

**C9C21898**

**Explanation:** Persistent data that contains up level version numbers was retrieved during the OTS restart process. The server is brought down. This condition can occur when a new level of code was used to start an application server, run for a time, creating entries for transactions in RRS' hardened data logs, and then the application server is brought down. When the application server was restarted, an older level of WebSphere for z/OS code was used, and this is not supported.

**User Response:** Operator: Ensure the correct PROC was used to start this application server. System Programmer: Ensure the PROC used to start this application server has specified the intended level of WebSphere for z/OS code. If so, and you have knowingly regressed the level of WebSphere for z/OS code, you must follow the WebSphere for z/OS cold start procedures to undo any changes that were made to the WebSphere for z/OS environment while the application server was at the higher level. If you are not attempting to change code levels, and the PROC has specified the correct WebSphere for z/OS code, then contact the IBM Support Center.

---

**C9C21899**

**Explanation:** Persistent data that contains up level version numbers was retrieved during the OTS restart process. The server is brought down. This condition can occur when a new level of code was used to start an application server, run for a time, creating entries for transactions in RRS' hardened data logs, and then



## Error (minor) codes

the application server is brought down. When the application server was restarted, an older level of WebSphere for z/OS code was used, and this is not supported.

**User Response:** Operator: Ensure the correct PROC was used to start this application server. System Programmer: Ensure the PROC used to start this application server has specified the intended level of WebSphere for z/OS code. If so, and you have knowingly regressed the level of WebSphere for z/OS code, you must follow the WebSphere for z/OS cold start procedures to undo any changes that were made to the WebSphere for z/OS environment while the application server was at the higher level. If you are not attempting to change code levels, and the PROC has specified the correct WebSphere for z/OS code, then contact the IBM Support Center.

---

### C9C2189A

**Explanation:** Persistent data that contains up level version numbers was retrieved during the OTS restart process. The server is brought down. This condition can occur when a new level of code was used to start an application server, run for a time, creating entries for transactions in RRS' hardened data logs, and then the application server is brought down. When the application server was restarted, an older level of WebSphere for z/OS code was used, and this is not supported.

**User Response:** Operator: Ensure the correct PROC was used to start this application server. System Programmer: Ensure the PROC used to start this application server has specified the intended level of WebSphere for z/OS code. If so, and you have knowingly regressed the level of WebSphere for z/OS code, you must follow the WebSphere for z/OS cold start procedures to undo any changes that were made to the WebSphere for z/OS environment while the application server was at the higher level. If you are not attempting to change code levels, and the PROC has specified the correct WebSphere for z/OS code, then contact the IBM Support Center.

---

### C9C2189B

**Explanation:** OTS has determined that the method inbound to this server has timed out, because one of its transactional objects does not exist. Most probable cause is the transaction timedout.

**User Response:** Scan the traces subsequent to this one that indicate when the rollback initially occurred and see C9C21809 for the rollback procedures.

---

### C9C2189C

**Explanation:** Transaction rolled back due to an unexpected return code from agent prepare.

**User Response:** Scan the traces subsequent to this one. TBD

---

### C9C2189D

**Explanation:** Transaction rolled back because a protected resource is not in the proper state for a commit.

**User Response:** TBD

---

### C9C2189E

**Explanation:** The control region was brought down after a CANCEL reply to MSGINDEX\_BBOUENUS\_OTS\_HARDENED\_DATA\_LOSS.

**User Response:** None

---

### C9C2189F

**Explanation:** Unknown transaction policy specified for container.

**User Response:** Check the transaction policy specified for this container in the SM EUI.

---

### C9C218A0

**Explanation:** Transaction that was started during a method dispatch was not completed before returning. The transaction was marked for rollback.

**User Response:** Check the application logic for a possible coding error.

---

### C9C218A1

**Explanation:** A different transaction was present at container exit than at container entry. The transaction at exit was marked for rollback and the transaction at entry was resumed.

**User Response:** Check the application logic for a possible coding error.

---

### C9C218A2

**Explanation:** Container initiated transaction caught unknown exception from commit.

**User Response:** None.

---

### C9C218A3

**Explanation:** Container caught exception while attempting to resume the transaction that was present on entry.



**User Response:** None.

---

**C9C218A4**

**Explanation:** An error occurred while attempting to retrieve data about the current unit of recovery. RRS detected that the server had an invalid environment. The server will terminate itself and take a dump.

**User Response:** Contact the IBM Support Center.

---

**C9C218A5**

**Explanation:** An error occurred while attempting to retrieve data about the current unit of recovery. RRS has become unavailable and/or the server cannot communicate with RRS.

**User Response:** Restart RRS and/or the application server that failed.

---

**C9C218A6**

**Explanation:** An error occurred while trying to commit the procedural global transaction on behalf of the container. The procedural global transaction was rolledback. Containers can start procedural global transactions in server regions, on behalf of business logic for certain transaction policies.

**User Response:** The resource that was being modified by the object was rolledback for some reason that is not known to the server. Consult rollback debug documentation for the resource manager which initiated the rollback. See RRS problem determination documentation for assistance in determining the rollback initiating resource manager.

---

**C9C218A7**

**Explanation:** IBM Internal Only

**User Response:** Contact the IBM Support Center.

---

**C9C218A8**

**Explanation:** IBM Internal Only

**User Response:** Contact the IBM Support Center.

---

**C9C218A9**

**Explanation:** Hybrid Global transaction could not be committed by the server because the resource managers involved in transaction were in the wrong state. The server region is terminated.

**User Response:** Check for an application logic error.

---

**C9C218AA**

**Explanation:** IBM Internal Only

**User Response:** Contact the IBM Support Center.

---

**C9C218AB**

**Explanation:** IBM Internal Only

**User Response:** Contact the IBM Support Center.

---

**C9C218AC**

**Explanation:** IBM Internal Only

**User Response:** Contact the IBM Support Center.

---

**C9C218AD**

**Explanation:** IBM Internal Only

**User Response:** Contact the IBM Support Center.

---

**C9C218AE**

**Explanation:** Resume not allowed because the application has uncommitted local resources.

**User Response:** Local resources must be committed or rolled back before resuming another transaction. Check for an application coding error.

---

**C9C218AF**

**Explanation:** An exception was thrown while driving the before\_completion against a synchronization object. The transaction was rolled back.

**User Response:** Check the traces and messages prior to this failure to determine what exception was thrown from the sync object.

---

**C9C218B0**

**Explanation:** A Heuristic Mixed exception was raised while attempting to commit container initiated transaction.

**User Response:** Check the traces and messages prior to this to determine what protected resource caused the heuristic outcome.

---

**C9C218B1**

**Explanation:** IBM Internal Only

**User Response:** Contact the IBM Support Center.

## Error (minor) codes

---

### C9C218B2

**Explanation:** IBM Internal Only

**User Response:** Contact the IBM Support Center.

---

### C9C218B3

**Explanation:** IBM Internal Only

**User Response:** Contact the IBM Support Center.

---

### C9C218B4

**Explanation:** IBM Internal Only

**User Response:** Contact the IBM Support Center.

---

### C9C218B5

**Explanation:** IBM Internal Only

**User Response:** Contact the IBM Support Center.

---

### C9C218B6

**Explanation:** IBM Internal Only

**User Response:** Contact the IBM Support Center.

---

### C9C218B7

**Explanation:** IBM Internal Only

**User Response:** Contact the IBM Support Center.

---

### C9C218B8

**Explanation:** IBM Internal Only

**User Response:** Contact the IBM Support Center.

---

### C9C218B9

**Explanation:** IBM Internal Only

**User Response:** Contact the IBM Support Center.

---

### C9C218BA

**Explanation:** IBM Internal Only

**User Response:** Contact the IBM Support Center.

---

### C9C218BB

**Explanation:** IBM Internal Only

**User Response:** Contact the IBM Support Center.

---

---

### C9C218BC

**Explanation:** Tid length is zero, or less than or equal to bqual length.

**User Response:** Check the workstation logs to see if there are any previous corresponding exceptions. Report this information to the IBM Support Center.

---

### C9C218BD

**Explanation:** gtrid length exceeds MAX\_GTRID length in extract\_gtid.

**User Response:** Check the workstation logs to see if there are any previous corresponding exceptions. Report this information to the IBM Support Center.

---

### C9C218BE

**Explanation:** Tid length is zero, or less than or equal to bqual length.

**User Response:** Check the workstation logs to see if there are any previous corresponding exceptions. Report this information to the IBM Support Center.

---

### C9C218BF

**Explanation:** gtrid length exceeds MAX\_GTRID length in extract\_gtid.

**User Response:** Check the workstation logs to see if there are any previous corresponding exceptions. Report this information to the IBM Support Center.

---

### C9C218C0

**Explanation:** IBM Internal Only

**User Response:** Contact the IBM Support Center.

---

### C9C218C1

**Explanation:** IBM Internal Only

**User Response:** Contact the IBM Support Center.

---

### C9C218C2

**Explanation:** IBM Internal Only

**User Response:** Contact the IBM Support Center.

---

### C9C218C3

**Explanation:** IBM Internal Only

**User Response:** Contact the IBM Support Center.

---

---

**C9C218C4**

**Explanation:** IBM Internal Only

**User Response:** Contact the IBM Support Center.

---

**C9C218C5**

**Explanation:** Transaction rolled back during root commit.

**User Response:** See :spotref refid=rollbac..

---

**C9C218C6**

**Explanation:** IBM Internal Only

**User Response:** Contact the IBM Support Center.

---

**C9C218C7**

**Explanation:** IBM Internal Only

**User Response:** Contact the IBM Support Center.

---

**C9C218C8**

**Explanation:** An inbound transaction context did not contain a reference to the coordinator object for the global transaction.

**User Response:** Contact the IBM Support Center.

---

**C9C218C9**

**Explanation:** IBM Internal Only

**User Response:** Contact the IBM Support Center.

---

**C9C218CA**

**Explanation:** IBM Internal Only

**User Response:** Contact the IBM Support Center.

---

**C9C218CB**

**Explanation:** RRS is unavailable on this system.

**User Response:** Ensure RRS has been started on this system.

---

**C9C218CC**

**Explanation:** IBM Internal Only

**User Response:** Contact the IBM Support Center.

---

**C9C218CD**

**Explanation:** RRS is unavailable on this system.

**User Response:** Ensure RRS has been started on this system.

---

**C9C218CE**

**Explanation:** IBM Internal Only

**User Response:** Contact the IBM Support Center.

---

**C9C218CF**

**Explanation:** The client attempted to invoke an component, e.g. EJB, in a global transaction, however the the the component was deployed with a transaction policy that indicates it must not be invoked within a global transaction.

**User Response:** Correct the client application or redeploy the component in error.

---

**C9C218D0**

**Explanation:** The client attempted to invoke an component, e.g. EJB, in a global transaction, however the the the component was deployed with a transaction policy that indicates it must not be invoked within a global transaction.

**User Response:** Correct the client application or redeploy the component in error.

---

**C9C218D1**

**Explanation:** Transaction rolled back during root commit.

**User Response:** See :spotref refid=rollbac..

---

**C9C218D2**

**Explanation:** IBM Internal Only

**User Response:** Contact the IBM Support Center.

---

**C9C218D3**

**Explanation:** IBM Internal Only

**User Response:** Contact the IBM Support Center.

---

**C9C218D4**

**Explanation:** IBM Internal Only

**User Response:** Contact the IBM Support Center.

---

**C9C218D5**

**Explanation:** During the RRS log name exchange process, RRS indicated that no previous log name was set. This condition occurred while the server was running in restart and recovery mode. This implies that the recovery system is not in the same RRS log group or that the server was never started on its configured system.

**User Response:** If you are attempting to start the

## Error (minor) codes

server in restart and recovery mode on an alternate system, verify that RRS is in the same log group as the server's configured system.

---

### C9C218F1

**Explanation:** IBM Internal Only

**User Response:** Contact the IBM Support Center.

---

### C9C218F2

**Explanation:** IBM Internal Only

**User Response:** Contact the IBM Support Center.

---

### C9C218F3

**Explanation:** IBM Internal Only

**User Response:** Contact the IBM Support Center.

---

### C9C218F4

**Explanation:** An inbound request contained a transaction service context for a transaction that has already been added to the path sensitive branch registry but can't be found in the GTID map.

**User Response:** None. This condition can occur during or after an asynchronous transaction rollback. Common causes of asynchronous rollbacks include timeouts and abends.

---

### C9C218F5

**Explanation:** IBM Internal Only

**User Response:** Contact the IBM Support Center.

---

### C9C218F6

**Explanation:** The WebSphere transaction service cannot support more than 254 inbound branches of a transaction in one server.

**User Response:** Check for a probable application coding error. A possible cause of this error is a recursive call between components in different servers that are participating in the same transaction.

---

### C9C218F7

**Explanation:** RRS was cancelled or failed while WebSphere for z/OS was active. WebSphere is unable to process work when RRS is unavailable.

**User Response:** Restart RRS and WebSphere.

---

### C9C21C01

**Explanation:** Invalid object reference detected.

**User Response:** Gather documentation and contact the IBM Support Center.

---

### C9C21C02

**Explanation:** Shasta marshaling error detected.

**User Response:** Gather documentation and contact the IBM Support Center.

---

### C9C21C03

**Explanation:** Shasta internal error detected.

**User Response:** Gather documentation and contact the IBM Support Center.

---

### C9C21C04

**Explanation:** `_narrow` method caught non-CORBA exception

**User Response:** Gather documentation and contact the IBM Support Center.

---

### C9C21C05

**Explanation:** A CORBA::UNKNOWN error has been unmarshalled in the bindings from javaspaces.

**User Response:** Look prior to this message to see if any java error messages have been recorded.

---

### C9C21C06

**Explanation:** A CORBA::UNKNOWN error has occurred in the SOMRef process.

**User Response:** Gather documentation and contact the IBM Support Center.

---

### C9C21C30

**Explanation:** Function `_CallMethod` in `bbolrt.cpp` could not find Java class `/com/ibm/som/corba/rt/WeakRef.class`

**User Response:** Verify that the CLASSPATH environment variable specifies a JAR (Java ARchive) file that contains `WeakRef.class`

---

### C9C21C31

**Explanation:** Function `_CallMethod` in `bbolrt.cpp` could not find the "get" method in Java class `/com/ibm/som/corba/rt/WeakRef.class`

**User Response:** Verify that the CLASSPATH environment variable specifies a JAR (Java ARchive) file that contains `WeakRef.class`

---

**C9C21C32**

**Explanation:** Function `_StrongRef` in `bbolrt.cpp` could not find Java class  
`/com/ibm/som/corba/rt/WeakRef.class`

**User Response:** Verify that the CLASSPATH environment variable specifies a JAR (Java ARchive) file that contains `WeakRef.class`

---

**C9C21C33**

**Explanation:** Function `_StrongRef` in `bbolrt.cpp` could not find the "get" method in Java class  
`/com/ibm/som/corba/rt/WeakRef.class`

**User Response:** Verify that the CLASSPATH environment variable specifies a JAR (Java ARchive) file that contains `WeakRef.class`

---

**C9C21C34**

**Explanation:** Function `_WeakRef` in `bbolrt.cpp` could not find Java class  
`/com/ibm/som/corba/rt/SOMBase.class`

**User Response:** Verify that the CLASSPATH environment variable specifies a JAR (Java ARchive) file that contains `SOMBase.class`

---

**C9C21C35**

**Explanation:** Function `_WeakRef` in `bbolrt.cpp` could not find the "`_weakref`" method in Java class  
`/com/ibm/som/corba/rt/SOMBase.class`

**User Response:** Verify that the CLASSPATH environment variable specifies a JAR (Java ARchive) file that contains `SOMBase.class`

---

**C9C21C36**

**Explanation:** Function `_WeakRef` in `bbolrt.cpp` did not get a weak object reference for a Java object.

**User Response:** Gather documentation and contact the IBM Support Center.

---

**C9C21C37**

**Explanation:** Function `_isInstanceOf` in `bbolss.cpp` is not implemented.

**User Response:** Do not use this function.

---

**C9C21C38**

**Explanation:** Function `SOMCPP_SOMObjectDecoder` in `bbolsreq.cpp` detected that the length in the encapsulation does not match the length of a pointer on the OS/390 platform.

**User Response:** Gather documentation and contact the IBM Support Center.

---

**C9C21C39**

**Explanation:** Function `take_buffer` in `bbolsreq.cpp` detected that the length of the CDR buffer is zero.

**User Response:** Gather documentation and contact the IBM Support Center.

---

**C9C21C3A**

**Explanation:** Function `decode_SOMRef` in `bbolsreq.cpp` detected that the length in the encapsulation does not match the length of a pointer on the OS/390 platform.

**User Response:** Gather documentation and contact the IBM Support Center.

---

**C9C21C3B**

**Explanation:** In `bbolpoi.cpp`, some CORBA DII object is nil after creation.

**User Response:** Gather documentation and contact the IBM Support Center.

---

**C9C21C3C**

**Explanation:** In `bbolpoi.cpp`, some Context methods not supported

**User Response:** Change application program accordingly

---

**C9C21C3D**

**Explanation:** Tried to find a proxy factory for a class and it was not available to the server. The proxy factory was going to be used to cast a void pointer to a `CORBA::Object_ptr` so that an object reference could be marshaled back into the Java environment.

**User Response:** Insure that the class name that is indicated in the associated message is installed on the server.

---

**C9C21C3E**

**Explanation:** Function `checkJavaException` was called. An Exception was thrown in a JNI thread.

**User Response:** Look prior to this message to find what JNI Exceptions were thrown.

---

**C9C21C3F**

**Explanation:** IBM Internal Only

**User Response:** Contact the IBM Support Center.

## Error (minor) codes

---

### C9C21C40

**Explanation:** IBM Internal Only

**User Response:** Contact the IBM Support Center.

---

### C9C21C41

**Explanation:** IBM Internal Only

**User Response:** Contact the IBM Support Center.

---

### C9C21C42

**Explanation:** IBM Internal Only

**User Response:** Contact the IBM Support Center.

---

### C9C21C43

**Explanation:** RuntimeUtil failed to initialise because it failed to complete a FindClass

**User Response:** Gather documentation and contact the IBM support center.

---

### C9C21C44

**Explanation:** RuntimeUtil failed to complete initialization

**User Response:** Gather documentation and contact the IBM support center.

---

### C9C21C45

**Explanation:** in bbolUtil.cpp iconv\_open failed during ASCII to EBCDIC process

**User Response:** Gather documentation and contact the IBM support center

---

### C9C21C46

**Explanation:** in bbolUtil.cpp iconv failed during ASCII to EBCDIC process

**User Response:** Gather documentation and contact the IBM support center

---

### C9C21C47

**Explanation:** in bbolUtil.cpp iconv\_open failed during ASCII to EBCDIC process

**User Response:** Gather documentation and contact the IBM support center

---

### C9C21C48

**Explanation:** in bbolUtil.cpp iconv failed during ASCII to EBCDIC process

**User Response:** Gather documentation and contact the IBM support center

---

### C9C21C49

**Explanation:** The WebSphere Application Server for z/OS and OS/390 ORB is not initialized. An IOR can not be created from an object if an ORB is not available.

**User Response:** Check error logs for failure of the ORB to initialize. If there are not any ORB initialization failures then the initialization will need to be added to the client code.

---

### C9C21C4A

**Explanation:** IBM Internal Only

**User Response:** Contact the IBM Support Center.

---

### C9C21C4B

**Explanation:** IBM Internal Only

**User Response:** Contact the IBM Support Center.

---

### C9C21C4C

**Explanation:** IBM Internal Only

**User Response:** Contact the IBM Support Center.

---

### C9C21C4D

**Explanation:** IBM Internal Only

**User Response:** Contact the IBM Support Center.

---

### C9C21C4E

**Explanation:** IBM Internal Only

**User Response:** Contact the IBM Support Center.

---

### C9C22001

**Explanation:** An attempt is being made to set the specific server name to a value longer than 8 characters.

**User Response:** Correct the name and rerun the process.

---

### C9C22002

**Explanation:** An \_narrow or \_narrow\_in\_trans on an object failed.

**User Response:** Contact the IBM Support Center.

---



---

**C9C22009**

**Explanation:** A call to a DB2 assembler service failed.

**User Response:** Use the return code, reason code, and DB2 service name reported in the error log and refer to the DB2 Messages and Codes book to determine the reason for the failure.

---

**C9C2200A**

**Explanation:** An attempt was made to start WebSphere for z/OS Systems Management while another Systems Management server was also starting on the same system. Only one WebSphere for z/OS Systems Management server can be active on a system at one time. This Systems Management Server terminates in error.

**User Response:** Do not attempt to start two WebSphere for z/OS Systems Management servers on the same system at the same time.

---

**C9C2200B**

**Explanation:** An attempt was made to start a WebSphere for z/OS Systems Management server while another Systems Management server was active. Only one WebSphere for z/OS Systems Management Server can be active on a system at a time. This server terminates in error

**User Response:** Do not attempt to start two WebSphere for z/OS Systems Management servers on the same system at the same time.

---

**C9C2200C**

**Explanation:** WebSphere for z/OS Systems Management can not start without an active WebSphere for z/OS Daemon on the same system. The server which attempted to start was unable to locate a Daemon on this system and will terminate in error.

**User Response:** Start the WebSphere for z/OS Daemon on this system prior to starting other WebSphere for z/OS servers.

---

**C9C2200D**

**Explanation:** WebSphere for z/OS Systems Management can not start without an active WebSphere for z/OS Daemon on the same system. The server which attempted to start was unable to locate a Daemon on this system and will terminate in error.

**User Response:** Start the WebSphere for z/OS Daemon on this system prior to starting other WebSphere for z/OS servers.

---



---

**C9C2200E**

**Explanation:** IBM Internal Only

**User Response:** Contact the IBM Support Center.

---

**C9C2200F**

**Explanation:** IBM Internal Only

**User Response:** Contact the IBM Support Center.

---

**C9C22010**

**Explanation:** IBM Internal Only

**User Response:** Contact the IBM Support Center.

---

**C9C22011**

**Explanation:** An attempt was made to start a WebSphere for z/OS Systems Management server while another Systems Management server was active. Only one WebSphere for z/OS Systems Management Server can be active on a system at a time. This server terminates in error

**User Response:** Do not attempt to start two WebSphere for z/OS Systems Management servers on the same system at the same time.

---

**C9C22012**

**Explanation:** IBM Internal Only

**User Response:** Contact the IBM Support Center.

---

**C9C22013**

**Explanation:** A timeout occurred attempting to start a CB server. This could be due to a JCL error in the started procedure or other environmental problems.

**User Response:** Determine which server CB attempted to start and why it failed. Correct the problem and try again.

---

**C9C22014**

**Explanation:** This server was started after a Stop command was issued for the CB Daemon. Daemon stop processing stops all active servers and no new servers are allowed to start. Any servers starting after the stop command is issued will receive this failure.

**User Response:** None

---

**C9C22015**

**Explanation:** a backlevel server has been started. As all replicated servers already operate at a higher function level, the server must be abended.

**User Response:** Upgrade server to new function level.

---



## Error (minor) codes

---

### C9C22016

**Explanation:** During the SM bootstrap an unrecoverable error occurred.

**User Response:** Analyze accompanying messages

---

### C9C22017

**Explanation:** IBM Internal Only

**User Response:** Contact the IBM Support Center.

---

### C9C22018

**Explanation:** IBM Internal Only

**User Response:** Contact the IBM Support Center.

---

### C9C22019

**Explanation:** The internal CB environment could not be initialized.

**User Response:** Analyze accompanying messages

---

### C9C22020

**Explanation:** The configuration file required for bootstrap could not be opened. See accompanying message for the exact filename.

**User Response:** Make sure that the environment variable CBCONFIG is set properly and that the path in HFS where it points to is actually there. If working in a sysplex environment make sure that this path is shared among all systems via NFS mounted HFS or shared HFS (OS/390 R9+).

---

### C9C22021

**Explanation:** The (XML) configuration file which was used during bootstrap or importServer is missing the configuration root node or contains invalid XML elements.

**User Response:** Bootstrap: make sure the environment variable CBCONFIG points to the correct configuration directory and a proper current.xml is available in this path: CONFIG)/configuration/current.xml. ImportServer: make sure the path you specified points to the correct server-configuration directory and a proper SERVERNAME.xml is available in the specified path. In case current.xml is damaged or missing, backup configurations can be found in the CONFIG)/configuration/backup directory. In case SERVERNAME.xml is damaged or missing, create a new SERVERNAME.xml file by exporting the server again using the EUI. See accompanying message for the name of the configuration that's actually being used.

---

---

### C9C22022

**Explanation:** During bootstrap a new conversation is being created that needs to be bound to the default CB administrator that is specified using environment variable SM\_DEFAULT\_ADMIN. Now the object that represents the default administrator could not be found.

**User Response:** As the default administrator is also created during bootstrap processing, this is an internal error. Please contact IBM. See accompanying message for the ID of the administrator that's actually being used.

---

### C9C22023

**Explanation:** The initialization of the XML parser or ICU class library failed. XML parser and the ICU lib are being used for importing configuration data or servers .

**User Response:** Make sure the environment variable ICU\_DATA points to the correct location of the ICU converter files which are located in CONFIG)/configuration/icudata directory. See accompanying messages for more details about the cause for the problem.

---

### C9C22024

**Explanation:** Errors occurred during the parsing of the XML file. The XML used for the import contains invalid XML elements.

**User Response:** See accompanying messages for more details.

---

### C9C22025

**Explanation:** The import of configuration data failed because one of the objects to be imported already exists.

**User Response:** See accompanying messages for more details.

---

### C9C22026

**Explanation:** The import of configuration data failed because one of the objects to be imported could not be created in the MOFW.

**User Response:** See accompanying messages for more details.

---

### C9C22027

**Explanation:** The import of configuration data failed because of one if the objects to be imported references another object that could not be found.

---

**User Response:** See accompanying messages for more details.

---

**C9C22028**

**Explanation:** The import of configuration data failed due to an unclassified error.

**User Response:** See accompanying messages for more details about the cause for the problem.

---

**C9C22029**

**Explanation:** the daemon has been started on a backlevel database.

**User Response:** Upgrade database to new schema version via patch utility shipped with the driver, or start daemon with -ORBCBI COLD option.

---

**C9C2202A**

**Explanation:** No server name was specified for Systems Management

**User Response:** Examine the BBOSMS procedure or the parameters which were used to start BBOSMS and correct to specify the appropriate server name.

---

**C9C2202B**

**Explanation:** A user exception was caught by the main Systems Management routine.

**User Response:** Examine the error log for information regarding the thrown exception and take whatever action the exception indicates.

---

**C9C2202C**

**Explanation:** WebSphere for z/OS Daemon and Control Regions must run authorized. However, the space has detected that it is not. The space ends in error.

**User Response:** Check that all datasets referenced by the steplib statement are APF authorized.

---

**C9C2202D**

**Explanation:** SM bootstrap has been applied to a completely bootstrapped database.

**User Response:** Apply BBOMCRDB first.

---

**C9C2202E**

**Explanation:** Naming registration during server startup issued an unrecoverable error.

**User Response:** Analyze accompanying messages

---

**C9C2202F**

**Explanation:** Context data manager issued an unrecoverable error when OTS tried to access component or method metadata.

**User Response:** Analyze accompanying messages

---

**C9C22030**

**Explanation:** SM EUI has been dynamically rerouted to a different SM Server that is currently running under a different function level or has an incompatible scripting version. The SM EUI disconnects.

**User Response:** Reconnect with your EUI and repeat the last step that has been performed.

---

**C9C22031**

**Explanation:** IBM Internal Only

**User Response:** Contact the IBM Support Center.

---

**C9C22032**

**Explanation:** IBM Internal Only

**User Response:** Contact the IBM Support Center.

---

**C9C221EF**

**Explanation:** This server was started after a Stop command was issued for the WebSphere for z/OS Daemon. Daemon stop processing stops all active servers and no new servers are allowed to start. Any servers starting after the stop command is issued will receive this failure.

**User Response:** None

---

**C9C22401**

**Explanation:** IBM Internal Only

**User Response:** Contact the IBM Support Center.

---

**C9C22402**

**Explanation:** IBM Internal Only

**User Response:** Contact the IBM Support Center.

---

**C9C22403**

**Explanation:** IBM Internal Only

**User Response:** Contact the IBM Support Center.

## Error (minor) codes

---

### C9C22404

**Explanation:** IBM Internal Only

**User Response:** Contact the IBM Support Center.

---

### C9C22405

**Explanation:** IBM Internal Only

**User Response:** Contact the IBM Support Center.

---

### C9C22406

**Explanation:** IBM Internal Only

**User Response:** Contact the IBM Support Center.

---

### C9C22407

**Explanation:** IBM Internal Only

**User Response:** Contact the IBM Support Center.

---

### C9C22408

**Explanation:** IBM Internal Only

**User Response:** Contact the IBM Support Center.

---

### C9C22409

**Explanation:** IBM Internal Only

**User Response:** Contact the IBM Support Center.

---

### C9C2240A

**Explanation:** IBM Internal Only

**User Response:** Contact the IBM Support Center.

---

### C9C2240B

**Explanation:** In order for the WebSphere for z/OS Daemon to start properly, the DAEMON\_IPNAME environment variable must be set. If it is not set, this exception results and the Daemon will not initialize.

**User Response:** Set the DAEMON\_IPNAME environment variable appropriately (probably to the TCP/IP host name of the system where you are trying to start the Daemon).

---

### C9C2240C

**Explanation:** WebSphere for z/OS server address spaces can not start without an active WebSphere for z/OS Daemon on the same system. The server which attempted to start was unable to locate a Daemon on this system and will terminate in error.

**User Response:** Start the WebSphere for z/OS Daemon on this system prior to starting other

WebSphere for z/OS servers.

---

### C9C2240D

**Explanation:** WebSphere for z/OS server address spaces can not start without an active WebSphere for z/OS Daemon on the same system. The server which attempted to start was unable to locate a Daemon on this system and will terminate in error.

**User Response:** Start the WebSphere for z/OS Daemon on this system prior to starting other WebSphere for z/OS servers.

---

### C9C2240E

**Explanation:** WebSphere for z/OS server address spaces can not start without an active WebSphere for z/OS Daemon on the same system. The server which attempted to start was unable to locate a Daemon on this system and will terminate in error.

**User Response:** Start the WebSphere for z/OS Daemon on this system prior to starting other WebSphere for z/OS servers.

---

### C9C2240F

**Explanation:** WebSphere for z/OS server address spaces can not start without an active WebSphere for z/OS Daemon on the same system. The server which attempted to start was unable to locate a Daemon on this system and will terminate in error.

**User Response:** Start the WebSphere for z/OS Daemon on this system prior to starting other WebSphere for z/OS servers.

---

### C9C22410

**Explanation:** All WebSphere for z/OS servers must have a specific server name specified as an input parameter following the keyword '-ORBSrvname'. This name must be no longer than 8 characters. The specified name was greater than this length.

**User Response:** Specify the correct specific server name when starting the server. This name was specified when the server was defined to WebSphere for z/OS Systems Management Administration.

---

### C9C22411

**Explanation:** All WebSphere for z/OS servers must have a specific server name specified as an input parameter following the keyword '-ORBSrvname'. This name must be no longer than 8 characters. The specified name was greater than this length.

**User Response:** Specify the correct specific server name when starting the server. This name was specified when the server was defined to WebSphere for z/OS Systems Management Administration.

---

**C9C22412**

**Explanation:** All WebSphere for z/OS servers must have a specific server name specified as an input parameter following the keyword '-ORBsrname'. This name must be no longer than 8 characters. The specified name was greater than this length.

**User Response:** Specify the correct specific server name when starting the server. This name was specified when the server was defined to WebSphere for z/OS Systems Management Administration.

---

**C9C22413**

**Explanation:** All WebSphere for z/OS servers must have a specific server name specified as an input parameter following the keyword '-ORBsrname'. This name must be no longer than 8 characters. The specified name was greater than this length.

**User Response:** Specify the correct specific server name when starting the server. This name was specified when the server was defined to WebSphere for z/OS Systems Management Administration.

---

**C9C22414**

**Explanation:** IBM Internal Only

**User Response:** Contact the IBM Support Center.

---

**C9C22415**

**Explanation:** IBM Internal Only

**User Response:** Contact the IBM Support Center.

---

**C9C22416**

**Explanation:** IBM Internal Only

**User Response:** Contact the IBM Support Center.

---

**C9C22417**

**Explanation:** IBM Internal Only

**User Response:** Contact the IBM Support Center.

---

**C9C22418**

**Explanation:** IBM Internal Only

**User Response:** Contact the IBM Support Center.

---

**C9C22419**

**Explanation:** IBM Internal Only

**User Response:** Contact the IBM Support Center.

---



---

**C9C2241A**

**Explanation:** IBM Internal Only

**User Response:** Contact the IBM Support Center.

---

**C9C2241B**

**Explanation:** In PPT::PPT(char\*), BBO3PPT1 Macro is unable to call IEFPPSCN because APF Not Authorized to perform such action.

**User Response:** Make Sure Load Module is APF Authorized.

---

**C9C2241C**

**Explanation:** PPT Entry Specification Error

**User Response:** Correct PPT Entry - BBOSCHED

---

**C9C2241D**

**Explanation:** An attempt was made to start a WebSphere for z/OS Daemon while another WebSphere for z/OS Daemon was also starting. Only one WebSphere for z/OS Daemon can be active on a system at one time. This Daemon terminates in error.

**User Response:** Do not attempt to start two WebSphere for z/OS Daemons on the same system at the same time.

---

**C9C2241E**

**Explanation:** An attempt was made to start a WebSphere for z/OS Daemon while another WebSphere for z/OS Daemon was active. Only one WebSphere for z/OS Daemon can be active on a system at one time. This Daemon terminates in error.

**User Response:** Do not attempt to start two WebSphere for z/OS Daemons on the same system at the same time.

---

**C9C2241F**

**Explanation:** An attempt was made to start a WebSphere for z/OS Daemon while another WebSphere for z/OS Daemon was active. Only one WebSphere for z/OS Daemon can be active on a system at one time. This Daemon terminates in error.

**User Response:** Do not attempt to start two WebSphere for z/OS Daemons on the same system at the same time.

---

**C9C22420**

**Explanation:** IBM Internal Only

**User Response:** Contact the IBM Support Center.

---

## Error (minor) codes

---

### C9C22421

**Explanation:** IBM Internal Only

**User Response:** Contact the IBM Support Center.

---

### C9C22422

**Explanation:** IBM Internal Only

**User Response:** Contact the IBM Support Center.

---

### C9C22423

**Explanation:** A bad return code received from service CRGRRMD.

**User Response:** See message BBOU0095E in the error log for additional information.

---

### C9C22425

**Explanation:** A bad return code received from service CTXSDDTA.

**User Response:** See message BBOU0095E in the error log for additional information.

---

### C9C22427

**Explanation:** A bad return code received from service CTXBEGC.

**User Response:** See message BBOU0095E in the error log for additional information.

---

### C9C22428

**Explanation:** IBM Internal Only

**User Response:** Contact the IBM Support Center.

---

### C9C22429

**Explanation:** IBM Internal Only

**User Response:** Contact the IBM Support Center.

---

### C9C2242A

**Explanation:** IBM Internal Only

**User Response:** Contact the IBM Support Center.

---

### C9C2242B

**Explanation:** IBM Internal Only

**User Response:** Contact the IBM Support Center.

---

---

### C9C2242C

**Explanation:** IBM Internal Only

**User Response:** Contact the IBM Support Center.

---

### C9C2242D

**Explanation:** IBM Internal Only

**User Response:** Contact the IBM Support Center.

---

### C9C2242E

**Explanation:** IBM Internal Only

**User Response:** Contact the IBM Support Center.

---

### C9C2242F

**Explanation:** IBM Internal Only

**User Response:** Contact the IBM Support Center.

---

### C9C22430

**Explanation:** IBM Internal Only

**User Response:** Contact the IBM Support Center.

---

### C9C22431

**Explanation:** IBM Internal Only

**User Response:** Contact the IBM Support Center.

---

### C9C22804

**Explanation:** RRSF DB2 IDENTIFY processing failed for the DB2 active server repository thread.

**User Response:** Report the problem and accompanying information to your next level of service or the IBM Support Center.

---

### C9C22805

**Explanation:** RRSF DB2 SIGNON processing failed for the DB2 active server repository thread.

**User Response:** Report the problem and accompanying information to your next level of service or the IBM Support Center.

---

### C9C22806

**Explanation:** RRSF DB2 CREATE THREAD processing failed for the DB2 active server repository thread.

**User Response:** Report the problem and accompanying information to your next level of service or the IBM Support Center.

---

---

**C9C22808**

**Explanation:** RRSAF DB2 Terminate Thread processing failed for the DB2 active server repository thread.

**User Response:** Report the problem and accompanying information to your next level of service or the IBM Support Center.

---

**C9C22809**

**Explanation:** RRSAF DB2 Terminate Identity processing failed for the DB2 active server repository thread.

**User Response:** Report the problem and accompanying information to your next level of service or the IBM Support Center.

---

**C9C2280A**

**Explanation:** An unsupported daue work queue element type was detected. Processing of the daue work queue will be terminated.

**User Response:** Report the problem and accompanying information to your next level of service or the IBM Support Center.

---

**C9C2280B**

**Explanation:** An attempt was made to start a WebSphere for z/OS Daemon while another WebSphere for z/OS Daemon was also starting. Only one WebSphere for z/OS Daemon can be active on a system at one time. This Daemon terminates in error.

**User Response:** Do not attempt to start two WebSphere for z/OS Daemons on the same system at the same time.

---

**C9C2280C**

**Explanation:** An attempt was made to start a WebSphere for z/OS Daemon while another WebSphere for z/OS Daemon was active. Only one WebSphere for z/OS Daemon can be active on a system at one time. This Daemon terminates in error.

**User Response:** Do not attempt to start two WebSphere for z/OS Daemons on the same system at the same time.

---

**C9C2280D**

**Explanation:** IBM Internal Only

**User Response:** Contact the IBM Support Center.

---

---

**C9C2280E**

**Explanation:** An attempt was made to start a WebSphere for z/OS Daemon while another WebSphere for z/OS Daemon was active. Only one WebSphere for z/OS Daemon can be active on a system at one time. This Daemon terminates in error.

**User Response:** Do not attempt to start two WebSphere for z/OS Daemons on the same system at the same time.

---

**C9C2280F**

**Explanation:** IBM Internal Only

**User Response:** Contact the IBM Support Center.

---

**C9C22810**

**Explanation:** Initialization of a WebSphere for z/OS failed loading a required product load module. Look for the accompanying message for the name of the module which could not be found.

**User Response:** Determine which module could not be found and why and correct the problem and restart the server.

---

**C9C2281A**

**Explanation:** No server name was specified for the Daemon.

**User Response:** Examine the Daemon procedure or the parameters which were used to start the Daemon and correct to specify the appropriate server name.

---

**C9C2281B**

**Explanation:** A user exception was caught by the main Daemon routine.

**User Response:** Examine the error log for information regarding the thrown exception and take whatever action the exception indicates. This should never happen :-)

---

**C9C2281C**

**Explanation:** WebSphere for z/OS Daemon and Control Regions must run authorized. However, the space has detected that it is not. The space ends in error.

**User Response:** The most probable cause of this is a dataset in the Steplib for the proc that is not in the APF list.

---



## Error (minor) codes

---

### C9C2281D

**Explanation:** IBM Internal Only

**User Response:** Contact the IBM Support Center.

---

### C9C2281E

**Explanation:** The DSNLOAD which is done to setup DB/2 from the DAUT thread initialization failed. An exception trace is cut with the return code.

**User Response:** The Daemon's call to DSNLOAD setting up DB/2 failed. An exception trace is cut with the return code from DSNLOAD.

---

### C9C2281F

**Explanation:** IBM Internal Only

**User Response:** Contact the IBM Support Center.

---

### C9C22820

**Explanation:** IBM Internal Only

**User Response:** Contact the IBM Support Center.

---

### C9C22821

**Explanation:** The initial read of the DB/2 ASR table failed. BBODADT logged/traced information about the failure.

**User Response:** "IBM Internal Only"

---

### C9C22822

**Explanation:** We didn't clear the entire table (must not be the only daemon up), so we tried to delete any residual entries for our own system from the DB/2 ASR table. This failed (RC not 0 or 100). BBODADT logged/traced information about the failure.

**User Response:** "IBM Internal Only"

---

### C9C22823

**Explanation:** We tried to add a new entry to the DB/2 ASR table but found out there was already an entry matching this one. We deleted it, then tried to add again. The second add failed. BBODADT logged information about the failure.

**User Response:** "IBM Internal Only"

---

### C9C22824

**Explanation:** Attempting to add a new entry we found a duplicate exists, so we try to delete it. That delete failed. BBODADT logged information about the failure.

**User Response:** "IBM Internal Only"

---

---

### C9C22825

**Explanation:** Attempting to add a new entry to the DB/2 ASR table we failed. The failure was not 'duplicate entry'. BBODADT logged information about the failure.

**User Response:** "IBM Internal Only"

---

### C9C22826

**Explanation:** Attempting to delete a DB/2 ASR entry we failed BBODADT logged information about the failure.

**User Response:** "IBM Internal Only"

---

### C9C22827

**Explanation:** Attempting to update a DB/2 ASR entry we failed BBODADT logged information about the failure.

**User Response:** "IBM Internal Only"

---

### C9C22828

**Explanation:** During reprime processing we try to read all the ASR entries from DB/2 for a particular system. That read failed. BBODADT logged information about the failure.

**User Response:** "IBM Internal Only"

---

### C9C22829

**Explanation:** Deleting all entries for a specified system we encountered an error from DB/2. BBODADT logged information about the failure.

**User Response:** "IBM Internal Only"

---

### C9C2282A

**Explanation:** An SQL error besides 'not found' occurred while trying to delete all entries from the DB/2 ASR table. An error log entry is made with the DB/2 error text. Depending on the SQLCODE, we may ASSERT to bring down the space.

**User Response:** Look at the error log for further information about the error. If the SQLCODE is -812 or -805 you have a Bind vs. Code timestamp problem and may need to re-bind.

---

### C9C2282B

**Explanation:** An SQL error besides 'not found' occurred while trying to delete all entries from the DB/2 ASR for a given system name. An error log entry is made with the DB/2 error text. Depending on the SQLCODE, we may ASSERT to bring down the space.

**User Response:** Look at the error log for further

---



information about the error. If the SQLCODE is -812 or -805 you have a Bind vs. Code timestamp problem and may need to re-bind.

---

### C9C2282C

**Explanation:** An SQL error occurred while trying to add an entry to the DB/2 ASR. An error log entry is made with the DB/2 error text. Depending on the SQLCODE, we may ASSERT to bring down the space.

**User Response:** Look at the error log for further information about the error. If the SQLCODE is -812 or -805 you have a Bind vs. Code timestamp problem and may need to re-bind.

---

### C9C2282D

**Explanation:** An SQL error occurred while trying to delete an entry from the DB/2 ASR. An error log entry is made with the DB/2 error text. Depending on the SQLCODE, we may ASSERT to bring down the space.

**User Response:** Look at the error log for further information about the error. If the SQLCODE is -812 or -805 you have a Bind vs. Code timestamp problem and may need to re-bind.

---

### C9C2282E

**Explanation:** An SQL error occurred while trying to update an entry in the DB/2 ASR. An error log entry is made with the DB/2 error text. Depending on the SQLCODE, we may ASSERT to bring down the space.

**User Response:** Look at the error log for further information about the error. If the SQLCODE is -812 or -805 you have a Bind vs. Code timestamp problem and may need to re-bind.

---

### C9C2282F

**Explanation:** An SQL error occurred while trying to read all entries in the DB/2 ASR. An error log entry is made with the DB/2 error text. Depending on the SQLCODE, we may ASSERT to bring down the space.

**User Response:** Look at the error log for further information about the error. If the SQLCODE is -812 or -805 you have a Bind vs. Code timestamp problem and may need to re-bind.

---

### C9C22830

**Explanation:** An SQL error occurred while trying to read all entries in the DB/2 ASR for one system. An error log entry is made with the DB/2 error text. Depending on the SQLCODE, we may ASSERT to bring down the space.

**User Response:** Look at the error log for further information about the error. If the SQLCODE is -812 or

-805 you have a Bind vs. Code timestamp problem and may need to re-bind.

---

### C9C22831

**Explanation:** An SQL error occurred while trying to open a cursor to read all the DB/2 ASR entries. An error log entry is made with the DB/2 error text. Depending on the SQLCODE, we may ASSERT to bring down the space.

**User Response:** Look at the error log for further information about the error. If the SQLCODE is -812 or -805 you have a Bind vs. Code timestamp problem and may need to re-bind.

---

### C9C22832

**Explanation:** An SQL error occurred while trying to open a cursor to read DB/2 ASR entries for 1 system. An error log entry is made with the DB/2 error text. Depending on the SQLCODE, we may ASSERT to bring down the space.

**User Response:** Look at the error log for further information about the error. If the SQLCODE is -812 or -805 you have a Bind vs. Code timestamp problem and may need to re-bind.

---

### C9C22833

**Explanation:** An SQL error occurred while trying to delete a DB/2 ASR entry at the current cursor location. An error log entry is made with the DB/2 error text. Depending on the SQLCODE, we may ASSERT to bring down the space.

**User Response:** Look at the error log for further information about the error. If the SQLCODE is -812 or -805 you have a Bind vs. Code timestamp problem and may need to re-bind.

---

### C9C22834

**Explanation:** Opening a cursor to do the initial read of all DB/2 ASR entries we encountered an error. BBODADT logged information about the failure.

**User Response:** "IBM Interl Only"

---

### C9C22835

**Explanation:** Opening a cursor to do a reprime read by sysname we encountered an error. BBODADT logged information about the failure.

**User Response:** "IBM Interl Only"

## Error (minor) codes

---

### C9C22836

**Explanation:** Opening a cursor to do a dmn down read by sysname we encountered an error. BBODADT logged information about the failure.

**User Response:** "IBM Interat Only"

---

### C9C22837

**Explanation:** A Daemon is configured to run on a particular system. This Daemon was started on a system in the sysplex other than where it was configured to start. In the event of a system failure, automation or ARM may restart the Daemon, Systems Management, and Control Regions on another system in order to allow transactions to rollback and locks to be released. As the Daemon has no cleanup work to do, it fails with this minor code. A Daemon/SM configured to run on the restart system is required to be active before SM and Control regions will be allowed to start on a system where they are not configured to run.

**User Response:** If started as part of a cross system recovery no action is required. If the Daemon was started as part of an attempt to bring up the WebSphere Application Server servers, either start these servers on the system where they are configured to run, or configure new servers to run on this system.

---

### C9C23000

**Explanation:** An attempt was made to invoke the 390 StreamIO destructor. This destructor should never be called. IExtended390 streamIO objects are returned to a stack and never destructed.

**User Response:** Locate the code that called the invalid operation and correct its usage.

---

### C9C23001

**Explanation:** The Externalization StreamIO method in which this exception occurred was issued out of order. This exception will occur if a `get_buffer_ref()` method was previously issued to obtain the current StreamIO buffer and then a StreamIO method is invoked before a `set_buffer_ref()` is issued to re-establish a StreamIO buffer.

**User Response:** Correct your code to ensure that when a `get_buffer_ref()` is issued to get the StreamIO buffer, a `set_buffer_ref()` is done to re-establish a StreamIO buffer before any other StreamIO methods can be issued.

---

### C9C23002

**Explanation:** An attempt was made to invoke the Externalization StreamIO method, `write_object()`. This method is not implemented by the Externalization StreamIO support.

---

**User Response:** Remove any usage of the `write_object` method from your code.

---

### C9C23003

**Explanation:** An attempt was made to invoke the Externalization StreamIO method, `write_graph()`. This method is not implemented by the Externalization StreamIO support.

**User Response:** Remove any usage of the `write_graph` method from your code.

---

### C9C23004

**Explanation:** An attempt was made to invoke the Externalization StreamIO method, `read_object()`. This method is not implemented by the Externalization StreamIO support.

**User Response:** Remove any usage of the `read_object` method from your code.

---

### C9C23005

**Explanation:** An attempt was made to invoke the Externalization StreamIO method, `read_graph()`. This method is not implemented by the Externalization StreamIO support.

**User Response:** Remove any usage of the `read_graph` method from your code.

---

### C9C23007

**Explanation:** An attempt was made to invoke the Externalization StreamIO method, `read_wchar()` on an IBM format 1 externalization. This method is not supported by the Externalization StreamIO support for format 1 externalizations.

**User Response:** Remove any usage of the `read_wchar` method from your code or switch to an IBM format 2 externalization.

---

### C9C23008

**Explanation:** An attempt was made to invoke the Externalization StreamIO method, `read_wstring()` on an IBM format 1 externalization. This method is not supported by the Externalization StreamIO support for format 1 externalizations.

**User Response:** Remove any usage of the `read_wstring` method from your code or switch to an IBM format 2 externalization.

---

### C9C23009

**Explanation:** An attempt was made to invoke the Externalization StreamIO method, `write_wchar()` on an IBM format 1 externalization. This method is not

supported by the Externalization StreamIO support for format 1 externalizations.

**User Response:** Remove any usage of the write\_wchar method from your code or switch to an IBM format 2 externalization.

---

#### C9C2300A

**Explanation:** An attempt was made to invoke the Externalization StreamIO method, write\_wstring() on an IBM format 1 externalization. This method is not supported by the Externalization StreamIO support for format 1 externalizations.

**User Response:** Remove any usage of the write\_wstring method from your code or switch to an IBM format 2 externalization.

---

#### C9C2300B

**Explanation:** An attempt was made to allocate an encapsulation buffer for an EncapIIOP object that is being used by the Externalization StreamIO support.

**User Response:** Report this problem to your next level of support or the IBM Support Center.

---

#### C9C23101

**Explanation:** IBM Internal Only

**User Response:** Contact the IBM Support Center.

---

#### C9C23102

**Explanation:** IBM Internal Only

**User Response:** Contact the IBM Support Center.

---

#### C9C23103

**Explanation:** IBM Internal Only

**User Response:** Contact the IBM Support Center.

---

#### C9C23104

**Explanation:** IBM Internal Only

**User Response:** Contact the IBM Support Center.

---

#### C9C23105

**Explanation:** IBM Internal Only

**User Response:** Contact the IBM Support Center.

---

#### C9C23106

**Explanation:** This method is not implemented.

**User Response:** Call another method to perform the intended operation.

---

#### C9C23107

**Explanation:** IBM Internal Only

**User Response:** Contact the IBM Support Center.

---

#### C9C23108

**Explanation:** IBM Internal Only

**User Response:** Contact the IBM Support Center.

---

#### C9C23109

**Explanation:** IBM Internal Only

**User Response:** Contact the IBM Support Center.

---

#### C9C2310A

**Explanation:** Wide character data was detected within an encapsulation but a wide character transmission code set was not negotiated when the associated session was established (this prevents WebSphere for z/OS from transmitting wide character data within this session)

**User Response:** Verify that wide character support is configured correctly.

---

#### C9C2310B

**Explanation:** IBM Internal Only

**User Response:** Contact the IBM Support Center.

---

#### C9C2310C

**Explanation:** IBM Internal Only

**User Response:** Contact the IBM Support Center.

---

#### C9C2310D

**Explanation:** IBM Internal Only

**User Response:** Contact the IBM Support Center.

---

#### C9C2310E

**Explanation:** IBM Internal Only

**User Response:** Contact the IBM Support Center.

---

#### C9C2310F

**Explanation:** An invalid multi-byte character value was detected within an encapsulation or in data to be encapsulated. (This is most likely caused by the presence of an invalid multi-byte character within the request or reply parameters associated with a method invocation on a CORBA object.)

**User Response:** Inspect the values of wide character

## Error (minor) codes

parameters associated with the method invocation that caused the error.

---

### C9C23110

**Explanation:** The native code page used for wide characters is non-byte-oriented with a character length other than 2.

**User Response:** Switch to a native code page for wide characters that is either byte-oriented or is non-byte-oriented with a character length of 2.

---

### C9C23111

**Explanation:** IBM Internal Only

**User Response:** Contact the IBM Support Center.

---

### C9C23112

**Explanation:** IBM Internal Only

**User Response:** Contact the IBM Support Center.

---

### C9C23113

**Explanation:** IBM Internal Only

**User Response:** Contact the IBM Support Center.

---

### C9C23114

**Explanation:** IBM Internal Only

**User Response:** Contact the IBM Support Center.

---

### C9C23115

**Explanation:** IBM Internal Only

**User Response:** Contact the IBM Support Center.

---

### C9C23116

**Explanation:** IBM Internal Only

**User Response:** Contact the IBM Support Center.

---

### C9C23117

**Explanation:** The length of a character or character array changed as a result of doing a codepage conversion on the character data while marshaling or unmarshaling the data.

**User Response:** If a multi-byte code page is being used, change the IDL type used to represent the multi-byte data to either a string or wchar.

---

### C9C23118

**Explanation:** IBM Internal Only

**User Response:** Contact the IBM Support Center.

---

### C9C23119

**Explanation:** IBM Internal Only

**User Response:** Contact the IBM Support Center.

---

### C9C2311A

**Explanation:** IBM Internal Only

**User Response:** Contact the IBM Support Center.

---

### C9C23401

**Explanation:** A method in bboslloi caught an unexpected exception.

**User Response:** See previously caught exception in the job log, system log, or error log to identify the unexpected exception.

---

### C9C23402

**Explanation:** InsertToDataStore failed with a DB2 error.

**User Response:** See the DB2 error displayed in sysprint.

---

### C9C23403

**Explanation:** RetrieveFromDatastore failed with a DB2 error.

**User Response:** See the DB2 error displayed in sysprint.

---

### C9C23404

**Explanation:** UpdateToDataStore failed with a DB2 error.

**User Response:** See the DB2 error displayed in sysprint.

---

### C9C23405

**Explanation:** DeleteFromDataStore failed with a DB2 error.

**User Response:** See the DB2 error displayed in sysprint.

---

---

**C9C23406**

**Explanation:** InternalizeFromCopyHelper is not implemented.

**User Response:** Do not use this method.

---

**C9C23407**

**Explanation:** InternalizeFromPrimaryKey method failed due to a narrowing error.

**User Response:** Contact the IBM Support Center.

---

**C9C23408**

**Explanation:** InternalizeResourceMgr method failed due to a narrowing error.

**User Response:** Contact the IBM Support Center.

---

**C9C23409**

**Explanation:** setMixin methods failed due to a narrowing error.

**User Response:** Contact the IBM Support Center.

---

**C9C2340A**

**Explanation:** IOR setter failed because the IOR size is too big.

**User Response:** Contact the IBM Support Center.

---

**C9C2340B**

**Explanation:** The location attributes are too big.

**User Response:** Correct the program and execute again.

---

**C9C2340C**

**Explanation:** An `_narrow` or `_narrow_in_trans` on an object failed.

**User Response:** Contact the IBM Support Center.

---

**C9C23801**

**Explanation:** `uninitForPassivation` is not implemented for Managed object iterator.

**User Response:** Do not invoke method on iterator.

---

**C9C23802**

**Explanation:** `initForReactivation` not implemented for Managed object iterator.

**User Response:** Do not invoke method on iterator.

---



---

**C9C23803**

**Explanation:** `uninitForPassivation` is not implemented for Managed object string iterator.

**User Response:** Do not invoke method on iterator.

---

**C9C23804**

**Explanation:** `initForReactivation` not implemented for Managed object string iterator.

**User Response:** Do not invoke method on iterator.

---

**C9C23805**

**Explanation:** Cursor was doing an `ldap_search_s` and an error was encountered by LDAP.

**User Response:** Contact the IBM Support Center.

---

**C9C23806**

**Explanation:** Cursor was doing an `ldap_get_dn` and an error was encountered by LDAP.

**User Response:** Contact the IBM Support Center.

---

**C9C23807**

**Explanation:** `new_context` not implemented for NamingService NamingContext.

**User Response:** Do not invoke method on naming context.

---

**C9C23808**

**Explanation:** An exception occurred while trying to locate a NamingService home.

**User Response:** Check to see that naming was properly configured.

---

**C9C23809**

**Explanation:** An unexpected exception occurred while trying to create a BindingIterator object.

**User Response:** Contact the IBM Support Center.

---

**C9C2380A**

**Explanation:** `internalizeFromCopyHelper` not implemented for BindingDO.

**User Response:** Do not invoke method on BindingDO.

---

**C9C2380B**

**Explanation:** `internalizeFromCopyHelper` not implemented for NamingContextDO.

---

## Error (minor) codes

**User Response:** Do not invoke method on NamingContextDO.

---

### C9C2380C

**Explanation:** internalizeFromCopyHelper not implemented for BindingIteratorDO.

**User Response:** Do not invoke method on BindingIteratorDO.

---

### C9C2380D

**Explanation:** insertToDataStore not implemented for BindingIteratorDO.

**User Response:** Do not invoke method on BindingIteratorDO.

---

### C9C2380E

**Explanation:** retrieveFromDataStore not implemented for BindingIteratorDO.

**User Response:** Do not invoke method on BindingIteratorDO.

---

### C9C2380F

**Explanation:** updateToDataStore not implemented for BindingIteratorDO.

**User Response:** Do not invoke method on BindingIteratorDO.

---

### C9C23810

**Explanation:** deleteFromDataStore not implemented for BindingIteratorDO.

**User Response:** Do not invoke method on BindingIteratorDO.

---

### C9C23811

**Explanation:** internalizeFromCopyHelper not implemented for BindingStringIteratorDO.

**User Response:** Do not invoke method on BindingStringIteratorDO.

---

### C9C23812

**Explanation:** insertToDataStore not implemented for BindingStringIteratorDO.

**User Response:** Do not invoke method on BindingStringIteratorDO.

---

---

### C9C23813

**Explanation:** retrieveFromDataStore not implemented for BindingStringIteratorDO.

**User Response:** Do not invoke method on BindingStringIteratorDO.

---

### C9C23814

**Explanation:** updateToDataStore not implemented for BindingStringIteratorDO.

**User Response:** Do not invoke method on BindingStringIteratorDO.

---

### C9C23815

**Explanation:** deleteFromDataStore not implemented for BindingStringIteratorDO.

**User Response:** Do not invoke method on BindingStringIteratorDO.

---

### C9C23816

**Explanation:** NamingStringSyntax module's setter attribute methods are not implemented

**User Response:** Do not use setter methods to change the attributes.

---

### C9C23817

**Explanation:** insertToDataStore encountered an error when writing to LDAP.

**User Response:** Check LDAP status. Ensure LDAP is running and is properly configured.

---

### C9C23818

**Explanation:** retrieveFromDataStore encountered an error when reading from LDAP.

**User Response:** Check LDAP status. Ensure LDAP is running and is properly configured.

---

### C9C23819

**Explanation:** retrieveFromDataStore read an invalid binding type from LDAP.

**User Response:** Check to see if a proper binding type was inserted when entry was created.

---

### C9C2381A

**Explanation:** updateToDataStore encountered an error when writing to LDAP.

**User Response:** Check LDAP status. Ensure LDAP is running and is properly configured.

---



---

**C9C2381B**

**Explanation:** deleteFromDataStore encountered an error when deleting LDAP entry.

**User Response:** Check LDAP status. Ensure LDAP is running and is properly configured.

---

**C9C2381C**

**Explanation:** bt() setter received an invalid binding type as input.

**User Response:** Check to see if a proper binding type was inserted when entry was created.

---

**C9C2381D**

**Explanation:** insertToDataStore encountered an error when writing to LDAP.

**User Response:** Check LDAP status.

---

**C9C2381E**

**Explanation:** retrieveFromDataStore encountered an error when reading from LDAP.

**User Response:** Check LDAP status.

---

**C9C2381F**

**Explanation:** retrieveFromDataStore read an invalid binding type from LDAP.

**User Response:** Check to see if a proper binding type was inserted when entry was created.

---

**C9C23820**

**Explanation:** updateToDataStore encountered an error when writing to LDAP.

**User Response:** Check LDAP status.

---

**C9C23821**

**Explanation:** deleteFromDataStore encountered an error when deleting LDAP entry.

**User Response:** Check LDAP status.

---

**C9C23822**

**Explanation:** bt() setter received an invalid binding type as input.

**User Response:** Check to see if a proper binding type was inserted when entry was created.

---

**C9C23823**

**Explanation:** An exception occurred while trying to locate the root naming context.

**User Response:** Check to see that naming was properly configured.

---

**C9C23824**

**Explanation:** An exception occurred while trying to create a transient iterator object.

**User Response:** Contact the IBM Support Center.

---

**C9C23825**

**Explanation:** initForReactivation NOT IMPLEMENTED in BindingIteratorBO

**User Response:** Do not invoke initForReactivation on this class.

---

**C9C23826**

**Explanation:** uninitForPassivation NOT IMPLEMENTED in BindingIteratorBO

**User Response:** Do not invoke uninitForPassivation on this class.

---

**C9C23827**

**Explanation:** initForReactivation NOT IMPLEMENTED in BindingStringIteratorBO

**User Response:** Do not invoke initForReactivation on this class.

---

**C9C23828**

**Explanation:** uninitForPassivation NOT IMPLEMENTED in BindingIteratorBO

**User Response:** Do not invoke uninitForPassivation on this class.

---

**C9C23829**

**Explanation:** An \_narrow (or \_narrow\_in\_trans) returned a zero value.

**User Response:** Ensure you are narrowing to the correct data type. Contact the IBM Support Center.

---

**C9C23830**

**Explanation:** Naming fatal error

**User Response:** Further investigation needed. Contact the IBM Support Center.

---



## Error (minor) codes

---

### C9C23831

**Explanation:** Cannot unbind a native naming context. This would result in orphaned name spaces.

**User Response:** Do not invoke unbind against native, 390 based naming contexts

---

### C9C24002

**Explanation:** Default identities are allowed but a default identity has not been defined for this server. Authorization is denied.

**User Response:** Configure system management to define a default identity for this server.

---

### C9C24003

**Explanation:** A userid with an invalid length was provided in the security context. Authorization was denied.

**User Response:** The ORB Request for the client must supply an eight character string, padded with blanks for userids less than eight characters.

---

### C9C24004

**Explanation:** IBM Internal Only

**User Response:** Contact the IBM Support Center.

---

### C9C24005

**Explanation:** IBM Internal Only

**User Response:** Contact the IBM Support Center.

---

### C9C24006

**Explanation:** Client ID does not have RACF authorization to BIND to this server.

**User Response:** Obtain the needed RACF authorization and resubmit the request (CB.BIND.servername).

---

### C9C24007

**Explanation:** This is a single client session and the client ID in the request does not match the ID from a previous request. Only one client is authorized for a single client session.

**User Response:** Either change the RACF authorization to make this a multi client session or submit all requests from the same client for a single client session.

---

---

### C9C24008

**Explanation:** SecurityAttributeType AuditId is NOT IMPLEMENTED as a valid SecurityAttributeType in the SecurityLevel1::get\_attributes() class.

**User Response:** Do not ask for this SecurityAttribute type in this class.

---

### C9C24009

**Explanation:** SecurityAttributeType AccountingId is NOT IMPLEMENTED as a valid SecurityAttributeType in the SecurityLevel1::get\_attributes() class.

**User Response:** Do not ask for this SecurityAttribute type in this class.

---

### C9C2400A

**Explanation:** SecurityAttributeType NonRepudiationId is NOT IMPLEMENTED as a valid SecurityAttributeType in the SecurityLevel1::get\_attributes() class.

**User Response:** Do not ask for this SecurityAttribute type in this class.

---

### C9C2400B

**Explanation:** SecurityAttributeType GroupId is NOT IMPLEMENTED as a valid SecurityAttributeType in the SecurityLevel1::get\_attributes() class.

**User Response:** Do not ask for this SecurityAttribute type in this class.

---

### C9C2400C

**Explanation:** SecurityAttributeType Role is NOT IMPLEMENTED as a valid SecurityAttributeType in the SecurityLevel1::get\_attributes() class.

**User Response:** Do not ask for this SecurityAttribute type in this class.

---

### C9C2400D

**Explanation:** SecurityAttributeType AttributeSet is NOT IMPLEMENTED as a valid SecurityAttributeType in the SecurityLevel1::get\_attributes() class.

**User Response:** Do not ask for this SecurityAttribute type in this class.

---

### C9C2400E

**Explanation:** SecurityAttributeType Clearance is NOT IMPLEMENTED as a valid SecurityAttributeType in the SecurityLevel1::get\_attributes() class.

**User Response:** Do not ask for this SecurityAttribute type in this class.

---

---

**C9C2400F**

**Explanation:** SecurityAttributeType Capability is NOT IMPLEMENTED as a SecurityAttributeType in the SecurityLevel1::get\_attributes() class.

**User Response:** Do not ask for this SecurityAttribute type in this class.

---

**C9C24010**

**Explanation:** IBM Internal Only

**User Response:** Contact the IBM Support Center.

---

**C9C24011**

**Explanation:** IBM Internal Only

**User Response:** Contact the IBM Support Center.

---

**C9C24012**

**Explanation:** IBM Internal Only

**User Response:** Contact the IBM Support Center.

---

**C9C24013**

**Explanation:** IBM Internal Only

**User Response:** Contact the IBM Support Center.

---

**C9C24014**

**Explanation:** IBM Internal Only

**User Response:** Contact the IBM Support Center.

---

**C9C24015**

**Explanation:** IBM Internal Only

**User Response:** Contact the IBM Support Center.

---

**C9C24016**

**Explanation:** IBM Internal Only

**User Response:** Contact the IBM Support Center.

---

**C9C24017**

**Explanation:** Session owner does not have RACF authorization to pass multiple clients to this server.

**User Response:** Obtain the needed RACF authorization (CONTROL) and resubmit the request (CB.BIND.servername).

---



---

**C9C24018**

**Explanation:** Client id does not have RACF authorization to execute this <serverName.homeName>.

**User Response:** Obtain the needed RACF authorization and resubmit the request.

---

**C9C24019**

**Explanation:** IBM Internal Only

**User Response:** Contact the IBM Support Center.

---

**C9C2401A**

**Explanation:** IBM Internal Only

**User Response:** Contact the IBM Support Center.

---

**C9C2401B**

**Explanation:** IBM Internal Only

**User Response:** Contact the IBM Support Center.

---

**C9C2401C**

**Explanation:** IBM Internal Only

**User Response:** Contact the IBM Support Center.

---

**C9C2401D**

**Explanation:** Client ID does not have RACF authorization to execute on this server.

**User Response:** Obtain the needed RACF authorization and resubmit the request. Note: For DCE, authentication map the DCE principal to a valid. MVS userid Clients from a foreign DCE cell can never be permitted

---

**C9C2401E**

**Explanation:** There was no password provided in a security context thought to contain a userid and password.

**User Response:** If running with the default userid, see if a default password was set.

---

**C9C2401F**

**Explanation:** SecurityAttributeType Public is NOT IMPLEMENTED as a valid SecurityAttributeType in the SecurityLevel1::get\_attributes() class.

**User Response:** Do not ask for this SecurityAttribute type in this class.

---

## Error (minor) codes

---

### C9C24020

**Explanation:** The copy method in SecurityLevel2::Credentials is NOT IMPLEMENTED.

**User Response:** Do not ask for this method in this class.

---

### C9C24021

**Explanation:** the set\_security\_features method in SecurityLevel2::Credentials is not implemented.

**User Response:** Do not ask for this method in this class.

---

### C9C24022

**Explanation:** the get\_security\_features method in SecurityLevel2::Credentials is NOT IMPLEMENTED.

**User Response:** Do not ask for this method in this class.

---

### C9C24023

**Explanation:** the is\_valid method in SecurityLevel2::Credentials is NOT IMPLEMENTED.

**User Response:** Do not ask for this method in this class.

---

### C9C24024

**Explanation:** the refresh method in SecurityLevel2::Credentials is NOT IMPLEMENTED.

**User Response:** Do not ask for this method in this class.

---

### C9C24025

**Explanation:** The SCO information indicated that this server was to use DCE security but DCE security services were not available when the server was started.

**User Response:** Look in the server logs for messages to see why this server was unable to access DCE security services. Based on these messages, perform the appropriate corrective actions and try the operation again.

---

### C9C24026

**Explanation:** IBM Internal Only

**User Response:** Contact the IBM Support Center.

---

---

### C9C24027

**Explanation:** DCE PRINCIPAL is not mapped to MVS userid.

**User Response:** "Set up principal UUID to MVS ID map in RACF"

---

### C9C24028

**Explanation:** Version of Native security does not match expected version #.

**User Response:** Check security version of client and server

---

### C9C24029

**Explanation:** Raw Client executing protected code

**User Response:** Fix client code

---

### C9C2402A

**Explanation:** Server attempting to execute non server code

**User Response:** Fix server code

---

### C9C2402B

**Explanation:** A native security context was sent remotely

**User Response:** Possible external hack attempted

---

### C9C2402C

**Explanation:** A native security context was sent remotely

**User Response:** Possible external hack attempted

---

### C9C2402D

**Explanation:** Get Transportable Identity returned a null

**User Response:** IBM internal problem

---

### C9C2402E

**Explanation:** Get Transportable Identity returned a null

**User Response:** IBM internal problem

---

### C9C2402F

**Explanation:** The non-repudiation credentials type is not implemented.

**User Response:** Do not ask for this credentials type.

---

---

**C9C24030**

**Explanation:** ALthough the request originated in the Server region, no Native Security Context exists. Originated in get\_userid() method.

**User Response:** ORB should have copied the Native Security CTX from the ORBR in the Server back to the ORBR in the CTL on the outbound flow from the server. See if the server region abended before doing the copy.

---

**C9C24031**

**Explanation:** ALthough the request originated in the Server region, no Native Security Context exists. Originated in get\_userid\_build\_ctx() method.

**User Response:** ORB should have copied the Native Security CTX from the ORBR in the server back to the ORBR in the CTL on the outbound flow from the server. See if the server region abended before doing the copy.

---

**C9C24032**

**Explanation:** Client id does not have RACF authorization to USE this server.

**User Response:** Obtain the needed RACF authorization and resubmit the request (CB.servername).

---

**C9C24033**

**Explanation:** IBM Internal Only

**User Response:** Contact the IBM Support Center.

---

**C9C24035**

**Explanation:** IBM Internal Only

**User Response:** Contact the IBM Support Center.

---

**C9C24036**

**Explanation:** IBM Internal Only

**User Response:** Contact the IBM Support Center.

---

**C9C24037**

**Explanation:** IBM Internal Only

**User Response:** Contact the IBM Support Center.

---

**C9C24038**

**Explanation:** IBM Internal Only

**User Response:** Contact the IBM Support Center.

---



---

**C9C24039**

**Explanation:** IBM Internal Only

**User Response:** Contact the IBM Support Center.

---

**C9C2403A**

**Explanation:** IBM Internal Only

**User Response:** Contact the IBM Support Center.

---

**C9C2403B**

**Explanation:** IBM Internal Only

**User Response:** Contact the IBM Support Center.

---

**C9C2403C**

**Explanation:** IBM Internal Only

**User Response:** Contact the IBM Support Center.

---

**C9C2403D**

**Explanation:** IBM Internal Only

**User Response:** Contact the IBM Support Center.

---

**C9C2403E**

**Explanation:** IBM Internal Only

**User Response:** Contact the IBM Support Center.

---

**C9C2403F**

**Explanation:** IBM Internal Only

**User Response:** Contact the IBM Support Center.

---

**C9C24040**

**Explanation:** IBM Internal Only

**User Response:** Contact the IBM Support Center.

---

**C9C24041**

**Explanation:** IBM Internal Only

**User Response:** Contact the IBM Support Center.

---

**C9C24043**

**Explanation:** IBM Internal Only

**User Response:** Contact the IBM Support Center.

---

## Error (minor) codes

---

**C9C24044**

**Explanation:** IBM Internal Only

**User Response:** Contact the IBM Support Center.

---

**C9C24045**

**Explanation:** IBM Internal Only

**User Response:** Contact the IBM Support Center.

---

**C9C24046**

**Explanation:** IBM Internal Only

**User Response:** Contact the IBM Support Center.

---

**C9C24048**

**Explanation:** IBM Internal Only

**User Response:** Contact the IBM Support Center.

---

**C9C24049**

**Explanation:** IBM Internal Only

**User Response:** Contact the IBM Support Center.

---

**C9C2404A**

**Explanation:** IBM Internal Only

**User Response:** Contact the IBM Support Center.

---

**C9C2404B**

**Explanation:** IBM Internal Only

**User Response:** Contact the IBM Support Center.

---

**C9C2404C**

**Explanation:** IBM Internal Only

**User Response:** Contact the IBM Support Center.

---

**C9C2404E**

**Explanation:** IBM Internal Only

**User Response:** Contact the IBM Support Center.

---

**C9C2404F**

**Explanation:** IBM Internal Only

**User Response:** Contact the IBM Support Center.

---

---

**C9C24050**

**Explanation:** IBM Internal Only

**User Response:** Contact the IBM Support Center.

---

**C9C24051**

**Explanation:** IBM Internal Only

**User Response:** Contact the IBM Support Center.

---

**C9C24052**

**Explanation:** IBM Internal Only

**User Response:** Contact the IBM Support Center.

---

**C9C24054**

**Explanation:** IBM Internal Only

**User Response:** Contact the IBM Support Center.

---

**C9C24055**

**Explanation:** IBM Internal Only

**User Response:** Contact the IBM Support Center.

---

**C9C24056**

**Explanation:** IBM Internal Only

**User Response:** Contact the IBM Support Center.

---

**C9C24057**

**Explanation:** IBM Internal Only

**User Response:** Contact the IBM Support Center.

---

**C9C24058**

**Explanation:** IBM Internal Only

**User Response:** Contact the IBM Support Center.

---

**C9C2405A**

**Explanation:** IBM Internal Only

**User Response:** Contact the IBM Support Center.

---

**C9C2405B**

**Explanation:** Mutual authentication failed when client tried to verify the server.

**User Response:** investigate the server.

---

---

**C9C2405D**

**Explanation:** IBM Internal Only

**User Response:** Contact the IBM Support Center.

---

**C9C2405E**

**Explanation:** IBM Internal Only

**User Response:** Contact the IBM Support Center.

---

**C9C2405F**

**Explanation:** IBM Internal Only

**User Response:** Contact the IBM Support Center.

---

**C9C24060**

**Explanation:** IBM Internal Only

**User Response:** Contact the IBM Support Center.

---

**C9C24061**

**Explanation:** IBM Internal Only

**User Response:** Contact the IBM Support Center.

---

**C9C24062**

**Explanation:** IBM Internal Only

**User Response:** Contact the IBM Support Center.

---

**C9C24063**

**Explanation:** IBM Internal Only

**User Response:** Contact the IBM Support Center.

---

**C9C24064**

**Explanation:** IBM Internal Only

**User Response:** Contact the IBM Support Center.

---

**C9C2406A**

**Explanation:** IBM Internal Only

**User Response:** Contact the IBM Support Center.

---

**C9C24070**

**Explanation:** There is no authentication for this client

**User Response:**

---



---

**C9C24071**

**Explanation:** Failure trying to authenticate client

**User Response:**

---

**C9C24073**

**Explanation:** A client is attempting to initiate a DCE protected conversation with a server with a DCE quality of protection level that is less than that which has been set for this server by the system administrator. The server returns a no permission exception to the client.

**User Response:** The client can increase the quality of protection that it uses to initiate the DCE protected conversation, or the server can have its setting lowered to match the client's requested protection level. Servers will respect a client's requested DCE quality of protection level if it is equal to or greater than its quality of protection setting. The servers quality of protection level is controled through the System Management User Interface. The client's quality of protection level is set through the System Management User Interface, or on OS/390 the environment variable CLIENT\_DCE\_QOP.

---

**C9C24074**

**Explanation:** A client process failed in the attempt to initiate a a request to a server using DCE security.

**User Response:** Review the message logs for the reason that the request failed. Based on the error messages found take the appropriate actions and retry the request. If the problem persists, report it to your next level of support or the IBM Support Center.

---

**C9C24075**

**Explanation:** A client process failed in a request to a server using DCE security.

**User Response:** Review the message logs for the reason that the request failed. Based on the error messages found take the appropriate actions and retry the request. If the problem persists, report it to your next level of support or the IBM Support Center.

---

**C9C24076**

**Explanation:** A client process failed in an attempt to mutually authenticate with a server using DCE security over SSL.

**User Response:** The request probably failed because the specified DCE principal and/or DCE password are invalid. Please respecify REM\_DCEPRINCIPAL and/or REM\_DCEPASSWORD and try again.

---

## Error (minor) codes

---

### C9C24077

**Explanation:** An SSL Client Certificate was received by a server during SSL handshake processing. This certificated cannot be resolved to an identity.

**User Response:** The SSL client certificate is probably not in the servers keyring, and cannot be transformed into an S/390 identity. If the problem persists, contact your IBM Support Center.

---

### C9C24080

**Explanation:** A client process failed in a request to a server using an unknown security method.

**User Response:** This is an internal error! Please report this problem to your next level of support or the IBM Support Center.

---

### C9C24081

**Explanation:** A client process failed in an attempt to mutually authenticate with a server using DCE security.

**User Response:** Review the message logs for the reason that the request failed. Based on the error messages found take the appropriate actions and retry the request. If the problem persists, report it to your next level of support or the IBM Support Center.

---

### C9C24082

**Explanation:** RACF - Parameter list error occurred

**User Response:**

---

### C9C24083

**Explanation:** RACF - An internal error occurred during RACF processing

**User Response:**

---

### C9C24084

**Explanation:** RACF - Recovery environment could not be established

**User Response:**

---

### C9C24085

**Explanation:** RACF - User ID is not defined to RACF

**User Response:**

---

### C9C24086

**Explanation:** RACF - Password or PassTicket is not valid

**User Response:**

---

---

### C9C24087

**Explanation:** RACF - Password is expired

**User Response:**

---

### C9C24088

**Explanation:** RACF - User ID is revoked

**User Response:**

---

### C9C24089

**Explanation:** RACF - User is not authorized

**User Response:**

---

### C9C2408A

**Explanation:** RACF - Certificate is not valid

**User Response:**

---

### C9C2408B

**Explanation:** RACF - Either no user ID is defined for this certificate or the certificate status is NOTRUST

**User Response:**

---

### C9C2408C

**Explanation:** Null sessionid in NatSecCtx\_Auth

**User Response:**

---

### C9C2408D

**Explanation:** MethAuthCheck was issued in an address space without a BACB

**User Response:**

---

### C9C2408E

**Explanation:** IBM Internal Only

**User Response:** Contact the IBM Support Center.

---

### C9C2408F

**Explanation:** IBM Internal Only

**User Response:** Contact the IBM Support Center.

---

### C9C24090

**Explanation:** IBM Internal Only

**User Response:** Contact the IBM Support Center.

---



---

**C9C24091**

**Explanation:** The client has a DCE quality of protection setting of confidential and the target server does not support DCE security. In the work station version of Component Broker, servers advertise that they support DCE security whether they do or not. If it is determined that the target server advertised DCE security, but really does not support it, the OS/390 client checks to see what DCE quality of protection the client has asked for. If it is confidentiality the request is terminated with this exception. If the client has any other DCE quality of protection setting the request proceeds with no security.

**User Response:** If the client requires DCE security with the quality of protection setting of confidentiality, the administrator of the targeted server must enable DCE security for the server. If the client does not require DCE security with a quality of protection setting of confidentiality the environment variable CLIENT\_DCE\_QOP can be set to any value other than CONFIDENTIALITY. If the quality of protection is lowered in this manner the request will continue but no security is enabled for it.

---

**C9C24092**

**Explanation:** IBM Internal Only

**User Response:** Contact the IBM Support Center.

---

**C9C24093**

**Explanation:** A client process failed in an attempt to mutually authenticate with a server using DCE security.

**User Response:** Review the message logs for the reason that the request failed. Based on the error messages found take the appropriate actions and retry the request. If the problem persists, report it to your next level of support or the IBM Support Center.

---

**C9C24094**

**Explanation:** A client process failed in an attempt to mutually authenticate with a server using DCE security.

**User Response:** Review the message logs for the reason that the request failed. Based on the error messages found take the appropriate actions and retry the request. If the problem persists, report it to your next level of support or the IBM Support Center.

---

**C9C24095**

**Explanation:** The client was unable to complete the DCE mutual authentication process because the servers reply to the Client's initial message does not contain a DCE context.

**User Response:** Check for messages that may have been issued prior to this exception. These messages will

indicate where the problem originally occurred. If there is a BBOU0334I message the client was unable to verify the the identity of the of the server. A message of BBOU0397E indicates that the server was not able to verify the identity of the client.

---

**C9C24096**

**Explanation:** Servers reply to the Client's initial message does not contain a session ID. This indicates that the server did not agree to a session with this client. Check for a server exception returned to the client.

**User Response:** Check that the needed RACF authorization has been established on the server. If not, obtain the necessary RACF authorization and resubmit the request (CB.servername).

---

**C9C24097**

**Explanation:** Servers reply to the Client's initial message has already been processed by this client.

**User Response:** The handshake between the client and the server is out of sequence. Resubmit the request

---

**C9C24098**

**Explanation:** As part of the DCE mutual authentication process the server was unable to verify the identity of the client. This exception is initially raised by a server as a response to a failed gss\_accept\_sec\_context() GSS\_API call. A message should appear in the server's message log with the GSS\_API major and minor status codes returned from this call.

**User Response:** Refer to the OS/390 DCE Messages and Codes book for a description of the status codes returned. Based on the status codes found take the appropriate actions and have the client retry the request. If the problem persists, report it to your next level of support or the IBM Support Center. Ref: OS/390 V2R7.0 DCE Messages and Codes Document Number: SC28-1591-06

---

**C9C24099**

**Explanation:** The return value for the current RACO pointer in the OPI for the original inbound client is NULL when getTransportableIdentity() is called while building a security context an outbound request.

**User Response:** Review the message logs for the reason that the request failed. Based on the error messages found take the appropriate actions and retry the request. If the problem persists, report it to your next level of support or the IBM Support Center.

## Error (minor) codes

---

### C9C2409A

**Explanation:** IBM Internal Only

**User Response:** Contact the IBM Support Center.

---

### C9C2409B

**Explanation:** IBM Internal Only

**User Response:** Contact the IBM Support Center.

---

### C9C2409C

**Explanation:** IBM Internal Only

**User Response:** Contact the IBM Support Center.

---

### C9C2409D

**Explanation:** IBM Internal Only

**User Response:** Contact the IBM Support Center.

---

### C9C2409E

**Explanation:** IBM Internal Only

**User Response:** Contact the IBM Support Center.

---

### C9C2409F

**Explanation:** An error in the DEC mutual authentication process occurred during the creation of an Authentication object or there is a problem in the DCE first time message handshake

**User Response:** Review the message logs for the reason that the request failed. Based on the error messages found take the the appropriate actions and retry the request. If the problem persists, report it to your next level of support or the IBM Support Center.

---

### C9C240A0

**Explanation:** The authentication class was not found during the DCE mutual authentication process after the DCE first time message was handled.

**User Response:** Review the message logs for the reason that the request failed. Based on the error messages found take the the appropriate actions and retry the request. If the problem persists, report it to your next level of support or the IBM Support Center.

---

### C9C240A1

**Explanation:** Server attempting to execute non server code

**User Response:** Fix server code

---

---

### C9C240A2

**Explanation:** Server attempting to execute non server code

**User Response:** Fix server code

---

### C9C240A3

**Explanation:** Server attempting to execute non server code

**User Response:** Fix server code

---

### C9C240A4

**Explanation:** Server attempting to execute non server code

**User Response:** Fix server code

---

### C9C240A5

**Explanation:** Server attempting to execute non server code

**User Response:** Fix server code

---

### C9C240A6

**Explanation:** IBM Internal Only

**User Response:** Contact the IBM Support Center.

---

### C9C240A7

**Explanation:** IBM Internal Only

**User Response:** Contact the IBM Support Center.

---

### C9C240A8

**Explanation:** IBM Internal Only

**User Response:** Contact the IBM Support Center.

---

### C9C240A9

**Explanation:** IBM Internal Only

**User Response:** Contact the IBM Support Center.

---

### C9C240AA

**Explanation:** IBM Internal Only

**User Response:** Contact the IBM Support Center.

---

### C9C240AB

**Explanation:** IBM Internal Only

**User Response:** Contact the IBM Support Center.

---

---

**C9C240AC**

**Explanation:** Mutual authentication failed when client tried to verify the server.

**User Response:** investigate the server.

---

**C9C240AD**

**Explanation:** Mutual authentication failed when client tried to verify the server.

**User Response:** investigate the server.

---

**C9C240AE**

**Explanation:** Mutual authentication failed when client tried to verify the server.

**User Response:** investigate the server.

---

**C9C240AF**

**Explanation:** SecurityAttributeType AuditId is NOT IMPLEMENTED as a valid SecurityAttributeType in the SecurityLevel1::get\_attributes() class.

**User Response:** Do not ask for this SecurityAttribute type in this class.

---

**C9C240B0**

**Explanation:** SecurityAttributeType AuditId is NOT IMPLEMENTED as a valid SecurityAttributeType in the SecurityLevel1::get\_attributes() class.

**User Response:** Do not ask for this SecurityAttribute type in this class.

---

**C9C240B1**

**Explanation:** An error occurred during the new of the saved RACO pointer in security method convertToSessionID. Possibly memory could not be allocated for the pointer.

**User Response:** Review the message logs for the reason that the new failed. Based on the error messages found take the the appropriate actions and retry the request. If the problem persists, report it to your next level of support or the IBM Support Center.

---

**C9C240B2**

**Explanation:** No client security context (and therefore no identity) has been supplied in the ORB Request and default identities are not allowed for this server. Authorization is denied.

**User Response:** Either the client ORB Request must contain a security identity in the security context, or the system administrator should configure system management to allow undefined users.

---

**C9C240B3**

**Explanation:** Only a client userid has been supplied in the ORB Request sent to this server. The client must supply more than just a user id (i.e., password, etc) to gain access to a server. Authorization is denied.

**User Response:** The client ORB Request must contain a complete security context.

---

**C9C240B4**

**Explanation:** IBM Internal Only

**User Response:** Contact the IBM Support Center.

---

**C9C240B5**

**Explanation:** IBM Internal Only

**User Response:** Contact the IBM Support Center.

---

**C9C240B6**

**Explanation:** An SSL Type 1 Association Complete service context encountered by the server but there was no corresponding authentication segment.

**User Response:** Review the message logs for the reason that the request failed. Based on the error messages found take the the appropriate actions and retry the request. If the problem persists, report it to your next level of support or the IBM Support Center.

---

**C9C240B7**

**Explanation:** An SSL Type 1 service context was received by a server with a msgtype of something other than ASSOC\_COMPLETE or MUTUAL AUTH.

**User Response:** You may be using an incompatible client and server configuration. If the problem persists, contact your the IBM Support Center.

---

**C9C240B8**

**Explanation:** IBM Internal Only

**User Response:** Contact the IBM Support Center.

---

**C9C240B9**

**Explanation:** The SSL Session identity was not given update authority and is not authorized to propagate asserted identities.

**User Response:** Check to ensure that the session identity should be authorized to propagate asserted identities, and if so give the identity update authority. If the SSL session identity already has update authority, report it to your next level of support or the IBM Support Center.

---

## Error (minor) codes

---

### C9C240BA

**Explanation:** IBM Internal Only

**User Response:** Contact the IBM Support Center.

---

### C9C240BB

**Explanation:** IBM Internal Only

**User Response:** Contact the IBM Support Center.

---

### C9C240BC

**Explanation:** SSL session received asserted identity service and this was not accepted. Either the identity was unknown on the target host, or this server is not authorized by the target server to assert identities.

**User Response:** Verify the CB.BIND on the target server and consider disabling asserted identity for this client or server.

---

### C9C240C0

**Explanation:** A client process failed in an attempt to authenticate with a server.

**User Response:** Review the message logs for the reason that the request failed. Based on the error messages found take the appropriate actions and retry the request. If the problem persists, report it to your next level of support or the IBM Support Center.

---

### C9C240C1

**Explanation:** A client process failed in an attempt to authenticate with a server.

**User Response:** Review the message logs for the reason that the request failed. Based on the error messages found take the appropriate actions and retry the request. If the problem persists, report it to your next level of support or the IBM Support Center.

---

### C9C240C2

**Explanation:** A client process failed in an attempt to authenticate with a server.

**User Response:** Review the message logs for the reason that the request failed. Based on the error messages found take the appropriate actions and retry the request. If the problem persists, report it to your next level of support or the IBM Support Center.

---

### C9C240C3

**Explanation:** An error occurred during the new of a Outbound\_UseridInfo structure in the security method createOutbound. Memory could not be allocated.

**User Response:** Review the message logs for the reason that the new failed. Based on the error messages

found take the the appropriate actions and retry the request. If the problem persists, report it to your next level of support or the IBM Support Center.

---

### C9C240C4

**Explanation:** An error occurred during the new of a Outbound\_UseridInfo structure in the security method createOutbound. Memory could not be allocated.

**User Response:** Review the message logs for the reason that the new failed. Based on the error messages found take the the appropriate actions and retry the request. If the problem persists, report it to your next level of support or the IBM Support Center.

---

### C9C240C5

**Explanation:** An error occurred during the new of a SupportedSecurities structure in the security method createOutbound. Memory could not be allocated.

**User Response:** Review the message logs for the reason that the new failed. Based on the error messages found take the the appropriate actions and retry the request. If the problem persists, report it to your next level of support or the IBM Support Center.

---

### C9C240C6

**Explanation:** A process failed to find the SSL kerberos security context associated with the request.

**User Response:** Review the message logs for the reason that the request failed. Based on the error messages found take the appropriate actions and retry the request. If the problem persists, report it to your next level of support or the IBM Support Center.

---

### C9C240C7

**Explanation:** An error occurred during the allocation of a sting for a Kerberos session identifier in the security method KRBAuth. Memory could not be allocated.

**User Response:** Review the message logs for the reason that the new failed. Based on the error messages found take the the appropriate actions and retry the request. If the problem persists, report it to your next level of support or the IBM Support Center.

---

### C9C240C8

**Explanation:** A client process failed in an attempt to authenticate with a server using Kerberos GSS\_API security over SSL.

**User Response:** Review the message logs from the contacted server for the reason that the request failed. Based on the information found take the appropriate actions and retry the request. If the problem persists,

report it to your next level of support or the IBM Support Center.

---

#### C9C240C9

**Explanation:** An error occurred during the new of a sting for a Kerberos name in the security method createSSLKRBGSSAPIAuthenticationContext. Memory could not be allocated.

**User Response:** Review the message logs for the reason that the new failed. Based on the error messages found take the the appropriate actions and retry the request. If the problem persists, report it to your next level of support or the IBM Support Center.

---

#### C9C240CA

**Explanation:** An error occurred during the new of a Kerberos GSS\_API service context in the security method createSSLKRBGSSAPIAuthenticationContext. Memory could not be allocated.

**User Response:** Review the message logs for the reason that the new failed. Based on the error messages found take the the appropriate actions and retry the request. If the problem persists, report it to your next level of support or the IBM Support Center.

---

#### C9C240CB

**Explanation:** An error occurred during the new of a sting for a Kerberos name in the security method initKRB. Memory could not be allocated.

**User Response:** Review the message logs for the reason that the new failed. Based on the error messages found take the the appropriate actions and retry the request. If the problem persists, report it to your next level of support or the IBM Support Center.

---

#### C9C240CC

**Explanation:** An error occurred during the allocation of a sting for a Kerberos security context in the security method KRBAuth. Memory could not be allocated on the server.

**User Response:** Review the message logs for the reason that the new failed. Based on the error messages found take the the appropriate actions and retry the request. If the problem persists, report it to your next level of support or the IBM Support Center.

---

#### C9C240CD

**Explanation:** An error in the DCE api gss\_init\_sec\_context.

**User Response:** Review the message logs for the reason that the request failed. Based on the error messages found take the appropriate actions and retry the request. If the problem persists, report it to your

next level of support or the IBM Support Center.

---

#### C9C240CE

**Explanation:** IBM Internal Only

**User Response:** Contact the IBM Support Center.

---

#### C9C240CF

**Explanation:** An error when processing a SSL Kerberos GSS\_API context. The session identifier contained in the context is in use by the server and the context contains a GSS\_API token.

**User Response:** Review the context sent by the client process. Based on the context take the appropriate actions and retry the request. If the problem persists, report it to your next level of support or the IBM Support Center.

---

#### C9C240D0

**Explanation:** The requester does not have the authorization to make this request.

**User Response:** Contact your security administrator and request authorization for this service and retry the request. If the problem persists, report it to your next level of support or the IBM Support Center.

---

#### C9C240D2

**Explanation:** The requester failed the Kerberos authentication test the server ran out of memory.

**User Response:** Check the server logs for the reason that the Kerberos authentication failed. Based on the error messages found take the appropriate actions and retry the request. If the problem persists, report it to your next level of support or the IBM Support Center.

---

#### C9C240D3

**Explanation:** A client process failed in an attempt to authenticate with a server.

**User Response:** Review the message logs for the reason that the request failed. Based on the error messages found take the appropriate actions and retry the request. If the problem persists, report it to your next level of support or the IBM Support Center.

---

#### C9C240D4

**Explanation:** A client process failed in an attempt to authenticate with a server.

**User Response:** Review the message logs for the reason that the request failed. Based on the error messages found take the appropriate actions and retry the request. If the problem persists, report it to your next level of support or the IBM Support Center.



## Error (minor) codes

---

### C9C240D5

**Explanation:** IBM Internal Only

**User Response:** Contact the IBM Support Center.

---

### C9C240D6

**Explanation:** An error occurred when the server attempted to accept the client context.

**User Response:** Review the message logs for the reason that the request failed. Based on the error messages found, take the appropriate actions and retry the request. If the problem persists, report it to your next level of support or contact the IBM support center.

---

### C9C240D7

**Explanation:** An error occurred when the server attempted to extract the principal name from the security context.

**User Response:** Review the message logs for the reason that the request failed. Based on the error messages found, take the appropriate actions and retry the request. If the problem persists, report it to your next level of support or contact the IBM support center.

---

### C9C240D8

**Explanation:** The Kerberos principal name extracted from the security context is too long.

**User Response:** Correct the principal name and try the request again. If the problem persists, report it to your next level of support or contact the IBM support center.

---

### C9C240D9

**Explanation:** The Kerberos principal name does not contain an "at" sign (The principal name should be in the form principlalm).

**User Response:** Correct the principal name and try the request again. If the problem persists, report it to your next level of support or contact the IBM support center.

---

### C9C240DA

**Explanation:** During Kerberos authentication, CB was unable to obtain the SAF user associated with the Kerberos principal because there is no mapping between the Kerberos principal and a RACF userid.

**User Response:** Contact your security administrator and have the principal mapped to a RACF userid. The SAF and RACF codes are documented in the OS/390 Security Server Callable services book. Once the principal is mapped, retry the request. If the problem persists, report it to your next level of support or

---

contact the IBM support center.

---

### C9C240DB

**Explanation:** IBM Internal Only

**User Response:** Contact the IBM Support Center.

---

### C9C240DC

**Explanation:** IBM Internal Only

**User Response:** Contact the IBM Support Center.

---

### C9C240DD

**Explanation:** IBM Internal Only

**User Response:** Contact the IBM Support Center.

---

### C9C240DE

**Explanation:** IBM Internal Only

**User Response:** Contact the IBM Support Center.

---

### C9C240DF

**Explanation:** IBM Internal Only

**User Response:** Contact the IBM Support Center.

---

### C9C240E0

**Explanation:** IBM Internal Only

**User Response:** Contact the IBM Support Center.

---

### C9C240E1

**Explanation:** IBM Internal Only

**User Response:** Contact the IBM Support Center.

---

### C9C240E2

**Explanation:** IBM Internal Only

**User Response:** Contact the IBM Support Center.

---

### C9C240E3

**Explanation:** IBM Internal Only

**User Response:** Contact the IBM Support Center.

---

### C9C240E4

**Explanation:** Failure trying to authenticate role name

**User Response:** Correct any problems with the definitions of users or EJBROLE profiles. Ensure the EJBROLE class is active.

---

---

**C9C240E5**

**Explanation:** push Identity failed, because on OS thread function disabled

**User Response:** Cannot synch OS thread to Userid, enableSyncOSThread = false. Check settings in SM GUI

---

**C9C240E6**

**Explanation:** Caller ID does not have permission to execute method

**User Response:** Make sure that the caller ID has permission to access that particular method.

---

**C9C24401**

**Explanation:** Internal Error in Repository PK relativename.()

**User Response:** Gather documentation and call the IBM Support Center.

---

**C9C24402**

**Explanation:** Internal Error in Repository PK relativename.()

**User Response:** Gather documentation and call the IBM Support Center.

---

**C9C24403**

**Explanation:** Internal Error in Repository PK internalize\_from\_stream.

**User Response:** Gather documentation and call the IBM Support Center.

---

**C9C24404**

**Explanation:** Internal Error in PrimitiveDef PK internalize\_from\_stream.

**User Response:** Gather documentation and call the IBM Support Center.

---

**C9C24405**

**Explanation:** Internal Error in StringDef PK internalize\_from\_stream.

**User Response:** Gather documentation and call the IBM Support Center.

---

**C9C24406**

**Explanation:** Internal Error in SequenceDef PK internalize\_from\_stream.

**User Response:** Gather documentation and call the IBM Support Center.

---

---

**C9C24407**

**Explanation:** Internal Error in ArrayDef PK internalize\_from\_stream.

**User Response:** Gather documentation and call the IBM Support Center.

---

**C9C24408**

**Explanation:** Internal Error in WstringDef PK internalize\_from\_stream.

**User Response:** Gather documentation and call the IBM Support Center.

---

**C9C24410**

**Explanation:** Unexpected error in ModuleDefCopy internalize\_from\_stream.

**User Response:** Gather documentation and call the IBM Support Center.

---

**C9C24411**

**Explanation:** Unexpected error in ConstantDefCopy internalize\_from\_stream

**User Response:** Gather documentation and call the IBM Support Center.

---

**C9C24412**

**Explanation:** Unexpected error in StructDefCopy internalize\_from\_stream.

**User Response:** Gather documentation and call the IBM Support Center.

---

**C9C24413**

**Explanation:** Unexpected error in UnionDefCopy internalize\_from\_stream.

**User Response:** Gather documentation and call the IBM Support Center.

---

**C9C24414**

**Explanation:** Unexpected error in EnumDefCopy internalize\_from\_stream.

**User Response:** Gather documentation and call the IBM Support Center.

---

**C9C24415**

**Explanation:** Unexpected error in AliasDefCopy internalize\_from\_stream.

**User Response:** Gather documentation and call the IBM Support Center.

---



## Error (minor) codes

---

### C9C24416

**Explanation:** Unexpected error in ExceptionDefCopy internalize\_from\_stream.

**User Response:** Gather documentation and call the IBM Support Center.

---

### C9C24417

**Explanation:** Unexpected error in AttributeDefCopy internalize\_from\_stream.

**User Response:** Gather documentation and call the IBM Support Center.

---

### C9C24418

**Explanation:** Unexpected error in OperationDefCopy internalize\_from\_stream.

**User Response:** Gather documentation and call the IBM Support Center.

---

### C9C24419

**Explanation:** Unexpected error in InterfaceDefCopy internalize\_from\_stream.

**User Response:** Gather documentation and call the IBM Support Center.

---

### C9C2441A

**Explanation:** Unexpected error in ConstantDefCopy externalize\_to\_stream.

**User Response:** Gather documentation and call the IBM Support Center.

---

### C9C2441B

**Explanation:** Unexpected error in ConstantDefCopy externalize\_to\_stream.

**User Response:** Gather documentation and call the IBM Support Center.

---

### C9C2441C

**Explanation:** Unexpected error in ConstantDefCopy internalize\_from\_stream.

**User Response:** Gather documentation and call the IBM Support Center.

---

### C9C2441D

**Explanation:** Unexpected error in ConstantDefCopy internalize\_from\_stream.

**User Response:** Gather documentation and call the IBM Support Center.

---

---

### C9C24480

**Explanation:** InternalizeFromCopyHelper not implemented in Repository DO.

**User Response:** Gather documentation and call the IBM Support Center.

---

### C9C24481

**Explanation:** LDAP duplicate object from Repository DO.

**User Response:** Gather documentation and call the IBM Support Center.

---

### C9C24482

**Explanation:** LDAP duplicate object from Repository DO.

**User Response:** Gather documentation and call the IBM Support Center.

---

### C9C24483

**Explanation:** LDAP duplicate object from Repository DO.

**User Response:** Gather documentation and call the IBM Support Center.

---

### C9C24484

**Explanation:** LDAP duplicate object from Repository DO.

**User Response:** Gather documentation and call the IBM Support Center.

---

### C9C24485

**Explanation:** LDAP duplicate object from Repository DO.

**User Response:** Gather documentation and call the IBM Support Center.

---

### C9C24486

**Explanation:** LDAP duplicate object from Repository DO.

**User Response:** Gather documentation and call the IBM Support Center.

---

### C9C24487

**Explanation:** LDAP duplicate object from Repository DO.

**User Response:** Gather documentation and call the IBM Support Center.

---

---

**C9C24488**

**Explanation:** LDAP duplicate object from Repository DO.

**User Response:** Gather documentation and call the IBM Support Center.

---

**C9C24489**

**Explanation:** LDAP duplicate object from Repository DO.

**User Response:** Gather documentation and call the IBM Support Center.

---

**C9C2448A**

**Explanation:** LDAP duplicate object from Repository DO.

**User Response:** Gather documentation and call the IBM Support Center.

---

**C9C2448B**

**Explanation:** LDAP duplicate object from Repository DO.

**User Response:** Gather documentation and call the IBM Support Center.

---

**C9C2448C**

**Explanation:** LDAP duplicate object from Repository DO.

**User Response:** Gather documentation and call the IBM Support Center.

---

**C9C2448D**

**Explanation:** LDAP duplicate object from Repository DO.

**User Response:** Gather documentation and call the IBM Support Center.

---

**C9C2448E**

**Explanation:** LDAP duplicate object from Repository DO.

**User Response:** Gather documentation and call the IBM Support Center.

---

**C9C2448F**

**Explanation:** LDAP duplicate object from Repository DO.

**User Response:** Gather documentation and call the IBM Support Center.

---

---

**C9C24490**

**Explanation:** LDAP duplicate object from Repository DO.

**User Response:** Gather documentation and call the IBM Support Center.

---

**C9C24491**

**Explanation:** LDAP duplicate object from Repository DO.

**User Response:** Gather documentation and call the IBM Support Center.

---

**C9C24492**

**Explanation:** LDAP duplicate object from Repository DO.

**User Response:** Gather documentation and call the IBM Support Center.

---

**C9C24493**

**Explanation:** LDAP duplicate object from Repository DO.

**User Response:** Gather documentation and call the IBM Support Center.

---

**C9C24494**

**Explanation:** LDAP duplicate object from Repository DO.

**User Response:** Gather documentation and call the IBM Support Center.

---

**C9C24495**

**Explanation:** LDAP duplicate object from Repository DO.

**User Response:** Gather documentation and call the IBM Support Center.

---

**C9C24496**

**Explanation:** LDAP duplicate object from Repository DO.

**User Response:** Gather documentation and call the IBM Support Center.

---

**C9C24497**

**Explanation:** LDAP duplicate object from Repository DO.

**User Response:** Gather documentation and call the IBM Support Center.

---

## Error (minor) codes

---

### C9C24498

**Explanation:** LDAP duplicate object from Repository DO.

**User Response:** Gather documentation and call the IBM Support Center.

---

### C9C24499

**Explanation:** LDAP duplicate object from Repository DO.

**User Response:** Gather documentation and call the IBM Support Center.

---

### C9C2449A

**Explanation:** LDAP duplicate object from Repository DO.

**User Response:** Gather documentation and call the IBM Support Center.

---

### C9C2449B

**Explanation:** LDAP duplicate object from Repository DO.

**User Response:** Gather documentation and call the IBM Support Center.

---

### C9C2449C

**Explanation:** LDAP duplicate object from Repository DO.

**User Response:** Gather documentation and call the IBM Support Center.

---

### C9C2449D

**Explanation:** LDAP duplicate object from Repository DO.

**User Response:** Gather documentation and call the IBM Support Center.

---

### C9C2449E

**Explanation:** LDAP duplicate object from Repository DO.

**User Response:** Gather documentation and call the IBM Support Center.

---

### C9C2449F

**Explanation:** LDAP duplicate object from Repository DO.

**User Response:** Gather documentation and call the IBM Support Center.

---

---

### C9C244A0

**Explanation:** LDAP duplicate object from Repository DO.

**User Response:** Gather documentation and call the IBM Support Center.

---

### C9C244A1

**Explanation:** LDAP duplicate object from Repository DO.

**User Response:** Gather documentation and call the IBM Support Center.

---

### C9C244A2

**Explanation:** LDAP duplicate object from Repository DO.

**User Response:** Gather documentation and call the IBM Support Center.

---

### C9C244A3

**Explanation:** LDAP duplicate object from Repository DO.

**User Response:** Gather documentation and call the IBM Support Center.

---

### C9C244A4

**Explanation:** LDAP duplicate object from Repository DO.

**User Response:** Gather documentation and call the IBM Support Center.

---

### C9C244A5

**Explanation:** LDAP duplicate object from Repository DO.

**User Response:** Gather documentation and call the IBM Support Center.

---

### C9C244A6

**Explanation:** LDAP duplicate object from Repository DO.

**User Response:** Gather documentation and call the IBM Support Center.

---

### C9C244A7

**Explanation:** LDAP duplicate object from Repository DO.

**User Response:** Gather documentation and call the IBM Support Center.

---

---

**C9C244A8**

**Explanation:** LDAP duplicate object from Repository DO.

**User Response:** Gather documentation and call the IBM Support Center.

---

**C9C244A9**

**Explanation:** LDAP duplicate object from Repository DO

**User Response:** Gather documentation and call the IBM Support Center.

---

**C9C244AA**

**Explanation:** LDAP duplicate object from Repository DO

**User Response:** Gather documentation and call the IBM Support Center.

---

**C9C244AB**

**Explanation:** LDAP duplicate object from Repository DO

**User Response:** Gather documentation and call the IBM Support Center.

---

**C9C244AC**

**Explanation:** LDAP duplicate object from Repository DO

**User Response:** Gather documentation and call the IBM Support Center.

---

**C9C244AD**

**Explanation:** LDAP duplicate object from Repository DO

**User Response:** Gather documentation and call the IBM Support Center.

---

**C9C244AE**

**Explanation:** LDAP duplicate object from Repository DO

**User Response:** Gather documentation and call the IBM Support Center.

---

**C9C244AF**

**Explanation:** LDAP duplicate object from Repository DO

**User Response:** Gather documentation and call the IBM Support Center.

---



---

**C9C244B0**

**Explanation:** LDAP duplicate object from Repository DO

**User Response:** Gather documentation and call the IBM Support Center.

---

**C9C244B1**

**Explanation:** LDAP duplicate object from Repository DO

**User Response:** Gather documentation and call the IBM Support Center.

---

**C9C244B2**

**Explanation:** LDAP duplicate object from Repository DO

**User Response:** Gather documentation and call the IBM Support Center.

---

**C9C244B3**

**Explanation:** LDAP duplicate object from Repository DO

**User Response:** Gather documentation and call the IBM Support Center.

---

**C9C244B4**

**Explanation:** LDAP duplicate object from Repository DO

**User Response:** Gather documentation and call the IBM Support Center.

---

**C9C244B5**

**Explanation:** LDAP duplicate object from Repository DO

**User Response:** Gather documentation and call the IBM Support Center.

---

**C9C244B6**

**Explanation:** LDAP duplicate object from Repository DO

**User Response:** Gather documentation and call the IBM Support Center.

---

**C9C244B7**

**Explanation:** LDAP duplicate object from Repository DO

**User Response:** Gather documentation and call the IBM Support Center.

---

## Error (minor) codes

---

### C9C244B8

**Explanation:** LDAP duplicate object from Repository DO

**User Response:** Gather documentation and call the IBM Support Center.

---

### C9C244B9

**Explanation:** LDAP duplicate object from Repository DO

**User Response:** Gather documentation and call the IBM Support Center.

---

### C9C244BA

**Explanation:** LDAP duplicate object from Repository DO

**User Response:** Gather documentation and call the IBM Support Center.

---

### C9C244BB

**Explanation:** LDAP duplicate object from Repository DO

**User Response:** Gather documentation and call the IBM Support Center.

---

### C9C244BC

**Explanation:** LDAP duplicate object from Repository DO

**User Response:** Gather documentation and call the IBM Support Center.

---

### C9C244BD

**Explanation:** LDAP duplicate object from Repository DO

**User Response:** Gather documentation and call the IBM Support Center.

---

### C9C244BE

**Explanation:** LDAP duplicate object from Repository DO

**User Response:** Gather documentation and call the IBM Support Center.

---

### C9C244BF

**Explanation:** LDAP duplicate object from Repository DO

**User Response:** Gather documentation and call the IBM Support Center.

---

---

### C9C244C0

**Explanation:** LDAP duplicate object from Repository DO

**User Response:** Gather documentation and call the IBM Support Center.

---

### C9C24500

**Explanation:** bbopboi no impl

**User Response:** Avoid invoking this method.

---

### C9C24501

**Explanation:** bbopboi no impl

**User Response:** Avoid invoking this method.

---

### C9C24502

**Explanation:** bbopboi no impl

**User Response:** Avoid invoking this method.

---

### C9C24503

**Explanation:** bbopboi no impl

**User Response:** Avoid invoking this method.

---

### C9C24504

**Explanation:** bbopboi no impl

**User Response:** Avoid invoking this method.

---

### C9C24505

**Explanation:** bbopboi no impl

**User Response:** Avoid invoking this method.

---

### C9C24506

**Explanation:** bbopboi no impl

**User Response:** Avoid invoking this method.

---

### C9C24507

**Explanation:** bbopboi no impl

**User Response:** Avoid invoking this method.

---

### C9C24508

**Explanation:** bbopboi no impl

**User Response:** Avoid invoking this method.

---

---

**C9C24509**

**Explanation:** bbopboi no impl

**User Response:** Avoid invoking this method.

---

**C9C2450A**

**Explanation:** bbopboi no impl

**User Response:** Avoid invoking this method.

---

**C9C2450B**

**Explanation:** bbopboi no impl

**User Response:** Avoid invoking this method.

---

**C9C2450C**

**Explanation:** bbopboi no impl

**User Response:** Avoid invoking this method.

---

**C9C2450D**

**Explanation:** bbopboi no impl

**User Response:** Avoid invoking this method.

---

**C9C2450E**

**Explanation:** bbopboi no impl

**User Response:** Avoid invoking this method.

---

**C9C2450F**

**Explanation:** bbopboi no impl

**User Response:** Avoid invoking this method.

---

**C9C24510**

**Explanation:** bbopboi no impl

**User Response:** Avoid invoking this method.

---

**C9C24511**

**Explanation:** bbopboi no impl

**User Response:** Avoid invoking this method.

---

**C9C24512**

**Explanation:** bbopboi no impl

**User Response:** Avoid invoking this method.

---



---

**C9C24513**

**Explanation:** bbopboi no impl

**User Response:** Avoid invoking this method.

---

**C9C24514**

**Explanation:** bbopboi no impl

**User Response:** Avoid invoking this method.

---

**C9C24515**

**Explanation:** bbopboi no impl

**User Response:** Avoid invoking this method.

---

**C9C24516**

**Explanation:** bbopboi no impl

**User Response:** Avoid invoking this method.

---

**C9C24600**

**Explanation:** bbopbase no impl

**User Response:** Avoid invoking this method.

---

**C9C24601**

**Explanation:** bbopbase no impl

**User Response:** Avoid invoking this method.

---

**C9C24602**

**Explanation:** bbopbase no impl

**User Response:** Avoid invoking this method.

---

**C9C24603**

**Explanation:** bbopbase no impl

**User Response:** Avoid invoking this method.

---

**C9C24604**

**Explanation:** Unexpected error in  
~InterfaceRepository\_Contained()

**User Response:** Gather documentation and call the  
IBM Support Center.

---

**C9C24605**

**Explanation:** Unexpected error in  
InterfaceRepository\_Contained::id()

**User Response:** Gather documentation and call the  
IBM Support Center.

---

## Error (minor) codes

---

### C9C24606

**Explanation:** Unexpected error in InterfaceRepository\_Contained::defined\_in ()

**User Response:** Gather documentation and call the IBM Support Center.

---

### C9C24607

**Explanation:** Unexpected error in InterfaceRepository\_Container::create\_module()

**User Response:** Gather documentation and call the IBM Support Center.

---

### C9C24608

**Explanation:** Unexpected error in InterfaceRepository\_Container::create\_module()

**User Response:** Gather documentation and call the IBM Support Center.

---

### C9C24609

**Explanation:** Unexpected error.

**User Response:** Gather documentation and call the IBM Support Center.

---

### C9C2460A

**Explanation:** Unexpected error in InterfaceRepository\_Container::create\_union()

**User Response:** Gather documentation and call the IBM Support Center.

---

### C9C2460B

**Explanation:** Unexpected error.

**User Response:** Gather documentation and call the IBM Support Center.

---

### C9C2460C

**Explanation:** Unexpected error.

**User Response:** Gather documentation and call the IBM Support Center.

---

### C9C2460D

**Explanation:** Unexpected error.

**User Response:** Gather documentation and call the IBM Support Center.

---

---

### C9C2460E

**Explanation:** Unexpected error.

**User Response:** Gather documentation and call the IBM Support Center.

---

### C9C2460F

**Explanation:** Unexpected error.

**User Response:** Gather documentation and call the IBM Support Center.

---

### C9C24610

**Explanation:** Unexpected error.

**User Response:** Gather documentation and call the IBM Support Center.

---

### C9C24611

**Explanation:** Unexpected error.

**User Response:** Gather documentation and call the IBM Support Center.

---

### C9C24612

**Explanation:** Unexpected error.

**User Response:** Gather documentation and call the IBM Support Center.

---

### C9C24613

**Explanation:** Unexpected error.

**User Response:** Gather documentation and call the IBM Support Center.

---

### C9C24614

**Explanation:** Unexpected error.

**User Response:** Gather documentation and call the IBM Support Center.

---

### C9C24615

**Explanation:** Unexpected error.

**User Response:** Gather documentation and call the IBM Support Center.

---

### C9C24616

**Explanation:** Unexpected error.

**User Response:** Gather documentation and call the IBM Support Center.

---



---

**C9C24617**

**Explanation:** Unexpected error.

**User Response:** Gather documentation and call the IBM Support Center.

---

**C9C24618**

**Explanation:** Unexpected error.

**User Response:** Gather documentation and call the IBM Support Center.

---

**C9C24619**

**Explanation:** Unexpected error.

**User Response:** Gather documentation and call the IBM Support Center.

---

**C9C2461A**

**Explanation:** Unexpected error.

**User Response:** Gather documentation and call the IBM Support Center.

---

**C9C2461B**

**Explanation:** Unexpected error.

**User Response:** Gather documentation and call the IBM Support Center.

---

**C9C2461C**

**Explanation:** Unexpected error.

**User Response:** Gather documentation and call the IBM Support Center.

---

**C9C2461D**

**Explanation:** Unexpected error.

**User Response:** Gather documentation and call the IBM Support Center.

---

**C9C24700**

**Explanation:** Unexpected error.

**User Response:** Gather documentation and call the IBM Support Center.

---

**C9C24701**

**Explanation:** Unexpected error.

**User Response:** Gather documentation and call the IBM Support Center.

---

---

**C9C24702**

**Explanation:** Unexpected error.

**User Response:** Gather documentation and call the IBM Support Center.

---

**C9C24703**

**Explanation:** Unexpected error.

**User Response:** Gather documentation and call the IBM Support Center.

---

**C9C24704**

**Explanation:** Unexpected error.

**User Response:** Gather documentation and call the IBM Support Center.

---

**C9C24705**

**Explanation:** Unexpected error.

**User Response:** Gather documentation and call the IBM Support Center.

---

**C9C24706**

**Explanation:** Unexpected error.

**User Response:** Gather documentation and call the IBM Support Center.

---

**C9C24707**

**Explanation:** Unexpected error.

**User Response:** Gather documentation and call the IBM Support Center.

---

**C9C24708**

**Explanation:** Unexpected error.

**User Response:** Gather documentation and call the IBM Support Center.

---

**C9C24709**

**Explanation:** Unexpected error.

**User Response:** Gather documentation and call the IBM Support Center.

---

**C9C2470A**

**Explanation:** Unexpected error.

**User Response:** Gather documentation and call the IBM Support Center.

---

## Error (minor) codes

---

### C9C2470B

**Explanation:** Unexpected error.

**User Response:** Gather documentation and call the IBM Support Center.

---

### C9C2470C

**Explanation:** Unexpected error.

**User Response:** Gather documentation and call the IBM Support Center.

---

### C9C2470D

**Explanation:** Unexpected error.

**User Response:** Gather documentation and call the IBM Support Center.

---

### C9C2470F

**Explanation:** Unexpected error.

**User Response:** Gather documentation and call the IBM Support Center.

---

### C9C24710

**Explanation:** Unexpected error.

**User Response:** Gather documentation and call the IBM Support Center.

---

### C9C24711

**Explanation:** Unexpected error.

**User Response:** Gather documentation and call the IBM Support Center.

---

### C9C24712

**Explanation:** Unexpected error.

**User Response:** Gather documentation and call the IBM Support Center.

---

### C9C24713

**Explanation:** Unexpected error.

**User Response:** Gather documentation and call the IBM Support Center.

---

### C9C24714

**Explanation:** Unexpected error.

**User Response:** Gather documentation and call the IBM Support Center.

---

---

### C9C24715

**Explanation:** Unexpected error.

**User Response:** Gather documentation and call the IBM Support Center.

---

### C9C24716

**Explanation:** Unexpected error.

**User Response:** Gather documentation and call the IBM Support Center.

---

### C9C24717

**Explanation:** Unexpected error.

**User Response:** Gather documentation and call the IBM Support Center.

---

### C9C24718

**Explanation:** Unexpected error.

**User Response:** Gather documentation and call the IBM Support Center.

---

### C9C24719

**Explanation:** Unexpected error.

**User Response:** Gather documentation and call the IBM Support Center.

---

### C9C2471A

**Explanation:** Unexpected error.

**User Response:** Gather documentation and call the IBM Support Center.

---

### C9C2471B

**Explanation:** Unexpected error.

**User Response:** Gather documentation and call the IBM Support Center.

---

### C9C2471C

**Explanation:** Unexpected error.

**User Response:** Gather documentation and call the IBM Support Center.

---

### C9C2471D

**Explanation:** Unexpected error.

**User Response:** Gather documentation and call the IBM Support Center.

---

---

**C9C2471F**

**Explanation:** Unexpected error.

**User Response:** Gather documentation and call the IBM Support Center.

---

**C9C24720**

**Explanation:** Unexpected error.

**User Response:** Gather documentation and call the IBM Support Center.

---

**C9C24721**

**Explanation:** Unexpected error.

**User Response:** Gather documentation and call the IBM Support Center.

---

**C9C24722**

**Explanation:** Unexpected error.

**User Response:** Gather documentation and call the IBM Support Center.

---

**C9C24723**

**Explanation:** Unexpected error.

**User Response:** Gather documentation and call the IBM Support Center.

---

**C9C24724**

**Explanation:** Unexpected error.

**User Response:** Gather documentation and call the IBM Support Center.

---

**C9C24725**

**Explanation:** Unexpected error.

**User Response:** Gather documentation and call the IBM Support Center.

---

**C9C24726**

**Explanation:** Unexpected error.

**User Response:** Gather documentation and call the IBM Support Center.

---

**C9C24727**

**Explanation:** Unexpected error.

**User Response:** Gather documentation and call the IBM Support Center.

---

---

**C9C24728**

**Explanation:** Unexpected error.

**User Response:** Gather documentation and call the IBM Support Center.

---

**C9C24729**

**Explanation:** Unexpected error.

**User Response:** Gather documentation and call the IBM Support Center.

---

**C9C2472A**

**Explanation:** Unexpected error.

**User Response:** Gather documentation and call the IBM Support Center.

---

**C9C2472B**

**Explanation:** Unexpected error.

**User Response:** Gather documentation and call the IBM Support Center.

---

**C9C2472C**

**Explanation:** Unexpected error.

**User Response:** Gather documentation and call the IBM Support Center.

---

**C9C2472D**

**Explanation:** Unexpected error.

**User Response:** Gather documentation and call the IBM Support Center.

---

**C9C2472F**

**Explanation:** Unexpected error.

**User Response:** Gather documentation and call the IBM Support Center.

---

**C9C24730**

**Explanation:** Unexpected error.

**User Response:** Gather documentation and call the IBM Support Center.

---

**C9C24731**

**Explanation:** Unexpected error.

**User Response:** Gather documentation and call the IBM Support Center.

---

## Error (minor) codes

---

**C9C24732**

**Explanation:** Unexpected error.

**User Response:** Gather documentation and call the IBM Support Center.

---

**C9C24733**

**Explanation:** Unexpected error.

**User Response:** Gather documentation and call the IBM Support Center.

---

**C9C24734**

**Explanation:** Unexpected error.

**User Response:** Gather documentation and call the IBM Support Center.

---

**C9C24735**

**Explanation:** Unexpected error.

**User Response:** Gather documentation and call the IBM Support Center.

---

**C9C24736**

**Explanation:** Unexpected error.

**User Response:** Gather documentation and call the IBM Support Center.

---

**C9C24737**

**Explanation:** Unexpected error.

**User Response:** Gather documentation and call the IBM Support Center.

---

**C9C24738**

**Explanation:** Unexpected error.

**User Response:** Gather documentation and call the IBM Support Center.

---

**C9C24739**

**Explanation:** Unexpected error.

**User Response:** Gather documentation and call the IBM Support Center.

---

**C9C2473A**

**Explanation:** Unexpected error.

**User Response:** Gather documentation and call the IBM Support Center.

---

---

**C9C2473B**

**Explanation:** Unexpected error.

**User Response:** Gather documentation and call the IBM Support Center.

---

**C9C2473C**

**Explanation:** Unexpected error.

**User Response:** Gather documentation and call the IBM Support Center.

---

**C9C2473D**

**Explanation:** Unexpected error.

**User Response:** Gather documentation and call the IBM Support Center.

---

**C9C2473F**

**Explanation:** Unexpected error.

**User Response:** Gather documentation and call the IBM Support Center.

---

**C9C24740**

**Explanation:** Unexpected error.

**User Response:** Gather documentation and call the IBM Support Center.

---

**C9C24741**

**Explanation:** Unexpected error.

**User Response:** Gather documentation and call the IBM Support Center.

---

**C9C24742**

**Explanation:** Unexpected error.

**User Response:** Gather documentation and call the IBM Support Center.

---

**C9C24743**

**Explanation:** Unexpected error.

**User Response:** Gather documentation and call the IBM Support Center.

---

**C9C24744**

**Explanation:** Unexpected error.

**User Response:** Gather documentation and call the IBM Support Center.

---

---

**C9C24745**

**Explanation:** Unexpected error.

**User Response:** Gather documentation and call the IBM Support Center.

---

**C9C24746**

**Explanation:** Unexpected error.

**User Response:** Gather documentation and call the IBM Support Center.

---

**C9C24747**

**Explanation:** Unexpected error.

**User Response:** Gather documentation and call the IBM Support Center.

---

**C9C24748**

**Explanation:** Unexpected error.

**User Response:** Gather documentation and call the IBM Support Center.

---

**C9C24749**

**Explanation:** Unexpected error.

**User Response:** Gather documentation and call the IBM Support Center.

---

**C9C2474A**

**Explanation:** Unexpected error.

**User Response:** Gather documentation and call the IBM Support Center.

---

**C9C2474B**

**Explanation:** Unexpected error.

**User Response:** Gather documentation and call the IBM Support Center.

---

**C9C2474C**

**Explanation:** Unexpected error.

**User Response:** Gather documentation and call the IBM Support Center.

---

**C9C2474D**

**Explanation:** Unexpected error.

**User Response:** Gather documentation and call the IBM Support Center.

---

---

**C9C2474F**

**Explanation:** Unexpected error.

**User Response:** Gather documentation and call the IBM Support Center.

---

**C9C24750**

**Explanation:** Unexpected error.

**User Response:** Gather documentation and call the IBM Support Center.

---

**C9C24751**

**Explanation:** Unexpected error.

**User Response:** Gather documentation and call the IBM Support Center.

---

**C9C24752**

**Explanation:** Unexpected error.

**User Response:** Gather documentation and call the IBM Support Center.

---

**C9C24753**

**Explanation:** Unexpected error.

**User Response:** Gather documentation and call the IBM Support Center.

---

**C9C24754**

**Explanation:** Unexpected error.

**User Response:** Gather documentation and call the IBM Support Center.

---

**C9C24755**

**Explanation:** Unexpected error.

**User Response:** Gather documentation and call the IBM Support Center.

---

**C9C24756**

**Explanation:** Unexpected error.

**User Response:** Gather documentation and call the IBM Support Center.

---

**C9C24757**

**Explanation:** Unexpected error.

**User Response:** Gather documentation and call the IBM Support Center.

---

## Error (minor) codes

---

**C9C24758**

**Explanation:** Unexpected error.

**User Response:** Gather documentation and call the IBM Support Center.

---

**C9C24759**

**Explanation:** Unexpected error.

**User Response:** Gather documentation and call the IBM Support Center.

---

**C9C2475A**

**Explanation:** Unexpected error.

**User Response:** Gather documentation and call the IBM Support Center.

---

**C9C2475B**

**Explanation:** Unexpected error.

**User Response:** Gather documentation and call the IBM Support Center.

---

**C9C2475C**

**Explanation:** Unexpected error.

**User Response:** Gather documentation and call the IBM Support Center.

---

**C9C2475D**

**Explanation:** Unexpected error.

**User Response:** Gather documentation and call the IBM Support Center.

---

**C9C2475F**

**Explanation:** Unexpected error.

**User Response:** Gather documentation and call the IBM Support Center.

---

**C9C24760**

**Explanation:** Unexpected error.

**User Response:** Gather documentation and call the IBM Support Center.

---

**C9C24761**

**Explanation:** Unexpected error.

**User Response:** Gather documentation and call the IBM Support Center.

---

---

**C9C24762**

**Explanation:** Unexpected error.

**User Response:** Gather documentation and call the IBM Support Center.

---

**C9C24763**

**Explanation:** Unexpected error.

**User Response:** Gather documentation and call the IBM Support Center.

---

**C9C24764**

**Explanation:** Unexpected error.

**User Response:** Gather documentation and call the IBM Support Center.

---

**C9C24765**

**Explanation:** Unexpected error.

**User Response:** Gather documentation and call the IBM Support Center.

---

**C9C24767**

**Explanation:** Unexpected error.

**User Response:** Gather documentation and call the IBM Support Center.

---

**C9C24768**

**Explanation:** Unexpected error.

**User Response:** Gather documentation and call the IBM Support Center.

---

**C9C24769**

**Explanation:** Unexpected error.

**User Response:** Gather documentation and call the IBM Support Center.

---

**C9C2476A**

**Explanation:** Unexpected error.

**User Response:** Gather documentation and call the IBM Support Center.

---

**C9C2476B**

**Explanation:** Unexpected error.

**User Response:** Gather documentation and call the IBM Support Center.

---

---

**C9C2476C**

**Explanation:** Unexpected error.

**User Response:** Gather documentation and call the IBM Support Center.

---

**C9C2476D**

**Explanation:** Unexpected error.

**User Response:** Gather documentation and call the IBM Support Center.

---

**C9C2476F**

**Explanation:** Unexpected error.

**User Response:** Gather documentation and call the IBM Support Center.

---

**C9C24770**

**Explanation:** Unexpected error.

**User Response:** Gather documentation and call the IBM Support Center.

---

**C9C24771**

**Explanation:** Unexpected error.

**User Response:** Gather documentation and call the IBM Support Center.

---

**C9C24772**

**Explanation:** Unexpected error.

**User Response:** Gather documentation and call the IBM Support Center.

---

**C9C24773**

**Explanation:** Unexpected error.

**User Response:** Gather documentation and call the IBM Support Center.

---

**C9C24774**

**Explanation:** Unexpected error.

**User Response:** Gather documentation and call the IBM Support Center.

---

**C9C24775**

**Explanation:** Unexpected error.

**User Response:** Gather documentation and call the IBM Support Center.

---

---

**C9C24776**

**Explanation:** Unexpected error.

**User Response:** Gather documentation and call the IBM Support Center.

---

**C9C24777**

**Explanation:** Unexpected error.

**User Response:** Gather documentation and call the IBM Support Center.

---

**C9C24778**

**Explanation:** Unexpected error.

**User Response:** Gather documentation and call the IBM Support Center.

---

**C9C24779**

**Explanation:** Unexpected error.

**User Response:** Gather documentation and call the IBM Support Center.

---

**C9C2477A**

**Explanation:** Unexpected error.

**User Response:** Gather documentation and call the IBM Support Center.

---

**C9C2477B**

**Explanation:** Unexpected error.

**User Response:** Gather documentation and call the IBM Support Center.

---

**C9C2477C**

**Explanation:** Unexpected error.

**User Response:** Gather documentation and call the IBM Support Center.

---

**C9C2477D**

**Explanation:** Unexpected error.

**User Response:** Gather documentation and call the IBM Support Center.

---

**C9C2477F**

**Explanation:** Unexpected error.

**User Response:** Gather documentation and call the IBM Support Center.

---



## Error (minor) codes

---

**C9C24780**

**Explanation:** Unexpected error.

**User Response:** Gather documentation and call the IBM Support Center.

---

**C9C24781**

**Explanation:** Unexpected error.

**User Response:** Gather documentation and call the IBM Support Center.

---

**C9C24782**

**Explanation:** Unexpected error.

**User Response:** Gather documentation and call the IBM Support Center.

---

**C9C24783**

**Explanation:** Unexpected error.

**User Response:** Gather documentation and call the IBM Support Center.

---

**C9C24784**

**Explanation:** Unexpected error.

**User Response:** Gather documentation and call the IBM Support Center.

---

**C9C24785**

**Explanation:** Unexpected error.

**User Response:** Gather documentation and call the IBM Support Center.

---

**C9C24786**

**Explanation:** Unexpected error.

**User Response:** Gather documentation and call the IBM Support Center.

---

**C9C24787**

**Explanation:** Unexpected error.

**User Response:** Gather documentation and call the IBM Support Center.

---

**C9C24788**

**Explanation:** Unexpected error.

**User Response:** Gather documentation and call the IBM Support Center.

---

---

**C9C24789**

**Explanation:** Unexpected error.

**User Response:** Gather documentation and call the IBM Support Center.

---

**C9C2478A**

**Explanation:** Unexpected error.

**User Response:** Gather documentation and call the IBM Support Center.

---

**C9C2478B**

**Explanation:** Unexpected error.

**User Response:** Gather documentation and call the IBM Support Center.

---

**C9C2478C**

**Explanation:** Unexpected error.

**User Response:** Gather documentation and call the IBM Support Center.

---

**C9C2478D**

**Explanation:** Unexpected error.

**User Response:** Gather documentation and call the IBM Support Center.

---

**C9C2478F**

**Explanation:** Unexpected error.

**User Response:** Gather documentation and call the IBM Support Center.

---

**C9C24790**

**Explanation:** Unexpected error.

**User Response:** Gather documentation and call the IBM Support Center.

---

**C9C24791**

**Explanation:** Unexpected error.

**User Response:** Gather documentation and call the IBM Support Center.

---

**C9C24792**

**Explanation:** Unexpected error.

**User Response:** Gather documentation and call the IBM Support Center.

---

---

**C9C24793**

**Explanation:** Unexpected error.

**User Response:** Gather documentation and call the IBM Support Center.

---

**C9C24794**

**Explanation:** Unexpected error.

**User Response:** Gather documentation and call the IBM Support Center.

---

**C9C24795**

**Explanation:** Unexpected error.

**User Response:** Gather documentation and call the IBM Support Center.

---

**C9C24796**

**Explanation:** Unexpected error.

**User Response:** Gather documentation and call the IBM Support Center.

---

**C9C24797**

**Explanation:** Unexpected error.

**User Response:** Gather documentation and call the IBM Support Center.

---

**C9C24798**

**Explanation:** Unexpected error.

**User Response:** Gather documentation and call the IBM Support Center.

---

**C9C24799**

**Explanation:** Unexpected error.

**User Response:** Gather documentation and call the IBM Support Center.

---

**C9C2479A**

**Explanation:** Unexpected error.

**User Response:** Gather documentation and call the IBM Support Center.

---

**C9C2479B**

**Explanation:** Unexpected error.

**User Response:** Gather documentation and call the IBM Support Center.

---

---

**C9C2479C**

**Explanation:** Unexpected error.

**User Response:** Gather documentation and call the IBM Support Center.

---

**C9C2479D**

**Explanation:** Unexpected error.

**User Response:** Gather documentation and call the IBM Support Center.

---

**C9C2479F**

**Explanation:** Unexpected error.

**User Response:** Gather documentation and call the IBM Support Center.

---

**C9C247A0**

**Explanation:** Unexpected error.

**User Response:** Gather documentation and call the IBM Support Center.

---

**C9C247A1**

**Explanation:** Unexpected error.

**User Response:** Gather documentation and call the IBM Support Center.

---

**C9C247A2**

**Explanation:** Unexpected error.

**User Response:** Gather documentation and call the IBM Support Center.

---

**C9C247A3**

**Explanation:** Unexpected error.

**User Response:** Gather documentation and call the IBM Support Center.

---

**C9C247A4**

**Explanation:** Unexpected error.

**User Response:** Gather documentation and call the IBM Support Center.

---

**C9C247A5**

**Explanation:** Unexpected error.

**User Response:** Gather documentation and call the IBM Support Center.

---

## Error (minor) codes

---

**C9C247A6**

**Explanation:** Unexpected error.

**User Response:** Gather documentation and call the IBM Support Center.

---

**C9C247A7**

**Explanation:** Unexpected error.

**User Response:** Gather documentation and call the IBM Support Center.

---

**C9C247A8**

**Explanation:** Unexpected error.

**User Response:** Gather documentation and call the IBM Support Center.

---

**C9C247A9**

**Explanation:** Unexpected error.

**User Response:** Gather documentation and call the IBM Support Center.

---

**C9C247AA**

**Explanation:** Unexpected error.

**User Response:** Gather documentation and call the IBM Support Center.

---

**C9C247AB**

**Explanation:** Unexpected error.

**User Response:** Gather documentation and call the IBM Support Center.

---

**C9C247AC**

**Explanation:** Unexpected error.

**User Response:** Gather documentation and call the IBM Support Center.

---

**C9C247AD**

**Explanation:** Unexpected error.

**User Response:** Gather documentation and call the IBM Support Center.

---

**C9C247AF**

**Explanation:** Unexpected error.

**User Response:** Gather documentation and call the IBM Support Center.

---

---

**C9C247B0**

**Explanation:** Unexpected error.

**User Response:** Gather documentation and call the IBM Support Center.

---

**C9C247B1**

**Explanation:** Unexpected error.

**User Response:** Gather documentation and call the IBM Support Center.

---

**C9C247B2**

**Explanation:** Unexpected error.

**User Response:** Gather documentation and call the IBM Support Center.

---

**C9C247B3**

**Explanation:** Unexpected error.

**User Response:** Gather documentation and call the IBM Support Center.

---

**C9C247B4**

**Explanation:** Unexpected error.

**User Response:** Gather documentation and call the IBM Support Center.

---

**C9C247B5**

**Explanation:** Unexpected error.

**User Response:** Gather documentation and call the IBM Support Center.

---

**C9C247B6**

**Explanation:** Unexpected error.

**User Response:** Gather documentation and call the IBM Support Center.

---

**C9C247B7**

**Explanation:** Unexpected error.

**User Response:** Gather documentation and call the IBM Support Center.

---

**C9C247B8**

**Explanation:** Unexpected error.

**User Response:** Gather documentation and call the IBM Support Center.

---

---

**C9C247B9**

**Explanation:** Unexpected error.

**User Response:** Gather documentation and call the IBM Support Center.

---

**C9C247BA**

**Explanation:** Unexpected error.

**User Response:** Gather documentation and call the IBM Support Center.

---

**C9C247BB**

**Explanation:** Unexpected error.

**User Response:** Gather documentation and call the IBM Support Center.

---

**C9C247BC**

**Explanation:** Unexpected error.

**User Response:** Gather documentation and call the IBM Support Center.

---

**C9C247BD**

**Explanation:** Unexpected error.

**User Response:** Gather documentation and call the IBM Support Center.

---

**C9C247BF**

**Explanation:** Unexpected error.

**User Response:** Gather documentation and call the IBM Support Center.

---

**C9C247C0**

**Explanation:** Unexpected error.

**User Response:** Gather documentation and call the IBM Support Center.

---

**C9C247C1**

**Explanation:** Unexpected error.

**User Response:** Gather documentation and call the IBM Support Center.

---

**C9C247C2**

**Explanation:** Unexpected error.

**User Response:** Gather documentation and call the IBM Support Center.

---

---

**C9C247C3**

**Explanation:** Unexpected error.

**User Response:** Gather documentation and call the IBM Support Center.

---

**C9C247C4**

**Explanation:** Unexpected error.

**User Response:** Gather documentation and call the IBM Support Center.

---

**C9C247C5**

**Explanation:** Unexpected error.

**User Response:** Gather documentation and call the IBM Support Center.

---

**C9C247C6**

**Explanation:** Unexpected error.

**User Response:** Gather documentation and call the IBM Support Center.

---

**C9C247C7**

**Explanation:** Unexpected error.

**User Response:** Gather documentation and call the IBM Support Center.

---

**C9C247C8**

**Explanation:** Unexpected error.

**User Response:** Gather documentation and call the IBM Support Center.

---

**C9C247C9**

**Explanation:** Unexpected error.

**User Response:** Gather documentation and call the IBM Support Center.

---

**C9C247CA**

**Explanation:** Unexpected error.

**User Response:** Gather documentation and call the IBM Support Center.

---

**C9C247CB**

**Explanation:** Unexpected error.

**User Response:** Gather documentation and call the IBM Support Center.

---

## Error (minor) codes

---

### C9C247CC

**Explanation:** Unexpected error.

**User Response:** Gather documentation and call the IBM Support Center.

---

### C9C247CD

**Explanation:** Unexpected error.

**User Response:** Gather documentation and call the IBM Support Center.

---

### C9C247CF

**Explanation:** Unexpected error.

**User Response:** Gather documentation and call the IBM Support Center.

---

### C9C247D0

**Explanation:** Unexpected error.

**User Response:** Gather documentation and call the IBM Support Center.

---

### C9C247D1

**Explanation:** Unexpected error.

**User Response:** Gather documentation and call the IBM Support Center.

---

### C9C247D2

**Explanation:** Unexpected error.

**User Response:** Gather documentation and call the IBM Support Center.

---

### C9C247D3

**Explanation:** Unexpected error.

**User Response:** Gather documentation and call the IBM Support Center.

---

### C9C247D4

**Explanation:** Unexpected error.

**User Response:** Gather documentation and call the IBM Support Center.

---

### C9C247D5

**Explanation:** Unexpected error.

**User Response:** Gather documentation and call the IBM Support Center.

---

---

### C9C247D6

**Explanation:** Unexpected error.

**User Response:** Gather documentation and call the IBM Support Center.

---

### C9C247D7

**Explanation:** Unexpected error.

**User Response:** Gather documentation and call the IBM Support Center.

---

### C9C247F0

**Explanation:** Unexpected internal error in IR Bootstrap.

**User Response:** Gather documentation and call the IBM Support Center.

---

### C9C247F1

**Explanation:** Unexpected internal error in IR Bootstrap.

**User Response:** Gather documentation and call the IBM Support Center.

---

### C9C247F2

**Explanation:** Unexpected internal error in IR Bootstrap.

**User Response:** Gather documentation and call the IBM Support Center.

---

### C9C247F3

**Explanation:** Unexpected internal error in IR Bootstrap.

**User Response:** Gather documentation and call the IBM Support Center.

---

### C9C24801

**Explanation:** An error occurred while accessing the Interface Repository.

**User Response:** Check the error log for more information.

---

### C9C24802

**Explanation:** A program error occurred in the query component.

**User Response:** Check the error log for more information and report the error to your next level of support.

---

---

### C9C24803

**Explanation:** The query component failed to establish a database connection.

**User Response:** Check the error log for more information.

---

### C9C24804

**Explanation:** IM cannot create Query Evaluator Home

**User Response:** Check the error log for more information.

---

### C9C24805

**Explanation:** IM cannot create Query Iterator Home

**User Response:** Check the error log for more information.

---

### C9C24806

**Explanation:** IM cannot create Query IDataArrayIterator Home

**User Response:** Check the error log for more information.

---

### C9C24C01

**Explanation:** Adapter code encountered an unexpected system failure.

**User Response:** Contact the IBM Support Center.

---

### C9C24C02

**Explanation:** Adapter code received an invalid input parameter.

**User Response:** Contact the IBM Support Center.

---

### C9C24C03

**Explanation:** The adapter is unable to narrow to the adapter resource manager.

**User Response:** Contact the IBM Support Center.

---

### C9C24C04

**Explanation:** Adapter code received an unknown unexpected interrupt.

**User Response:** Contact the IBM Support Center.

---

### C9C24C05

**Explanation:** Adapter code using APPC failed to allocate the conversation

**User Response:** Check APPC configuration to make

sure APPC is up and running and that APPC connectivity exists between the two LUs. If trace level 1 (exception tracing) was active for the Adapter component, search the trace for the string "Error issuing APPC service". This trace entry will contain APPC error message text that describes the reason for the APPC Allocate failure. Lookup the APPC message explanation in the MVS publication " Writing TPs for APPC/MVS" and perform the action indicated for the APPC error message. If no tracing was active, rerun the application with trace level 1 or higher for the Adapter component and then locate the APPC error message text in the trace as indicated above.

---

### C9C24C06

**Explanation:** Adapter code using APPC failed while invoking the APPC send service.

**User Response:** If trace level 1 (exception tracing) was active for the Adapter component, search the trace for the string "Error issuing APPC service". This trace entry will contain APPC error message text that describes the reason for the APPC send failure. Lookup the APPC message explanation in the MVS publication " Writing TPs for APPC/MVS" and perform the action indicated for the APPC error message. If no tracing was active, rerun the application with trace level 1 or higher for the Adapter component and then locate the APPC error message text in the trace as indicated above.

---

### C9C24C07

**Explanation:** Adapter code using APPC failed while invoking the APPC receive service.

**User Response:** If trace level 1 (exception tracing) was active for the Adapter component, search the trace for the string "Error issuing APPC service". This trace entry will contain APPC error message text that describes the reason for the APPC receive failure. Lookup the APPC message explanation in the MVS publication " Writing TPs for APPC/MVS" and perform the action indicated for the APPC error message. If no tracing was active, rerun the application with trace level 1 or higher for the Adapter component and then locate the APPC error message text in the trace as indicated above.

---

### C9C24C08

**Explanation:** Adapter code using APPC failed while invoking the APPC confirmed service.

**User Response:** If trace level 1 (exception tracing) was active for the Adapter component, search the trace for the string "Error issuing APPC service". This trace entry will contain APPC error message text that describes the reason for the APPC confirm failure. Lookup the APPC message explanation in the MVS publication " Writing TPs for APPC/MVS" and perform the action indicated for the APPC error message. If no tracing was active, rerun the application with trace level 1 or higher for

## Error (minor) codes

the Adapter component and then locate the APPC error message text in the trace as indicated above.

---

### C9C24C09

**Explanation:** Adapter code using APPC failed while invoking the APPC deallocate service.

**User Response:** If trace level 1 (exception tracing) was active for the Adapter component, search the trace for the string "Error issuing APPC service". This trace entry will contain APPC error message text that describes the reason for the APPC deallocate failure. Lookup the APPC message explanation in the MVS publication "Writing TPs for APPC/MVS" and perform the action indicated for the APPC error message. If no tracing was active, rerun the application with trace level 1 or higher for the Adapter component and then locate the APPC error message text in the trace as indicated above.

---

### C9C24C0A

**Explanation:** Adapter code failed while using one of the CICSEHCI services.

**User Response:** Check the CB error log for the string "CICSEHCI" for further diagnostic information.

---

### C9C24C0B

**Explanation:** Specified TPName (also known as transaction program name in IMS or as Function Program name in the J2EE Connector Architecture) exceeds maximum length.

**User Response:** Specify a shorter name. Consult IMS and APPC documentation for specific parameter requirements.

---

### C9C25001

**Explanation:** The requested operation on the collection was not completed because the maximum limit of 256 cursors allocated for collections has been exceeded.

**User Response:** Check which application is holding the collections cursors and not freeing up the collection iterators. Terminate this application. Retry the operation. If the problem persists, contact the IBM Support Center.

---

### C9C2576C

**Explanation:** getServiceContextList is not implemented in this implementation of ClientResponse.

**User Response:** Look for a Java stack trace in the server's SYSOUT. If the problem is not obvious, contact IBM support.

---

### C9C2576D

**Explanation:** getRequestId is not implemented in this implementation of ClientResponse.

**User Response:** Look for a Java stack trace in the server's SYSOUT. If the problem is not obvious, contact IBM support.

---

### C9C2576E

**Explanation:** getForwardedIOR is not implemented in this implementation of ClientResponse.

**User Response:** Look for a Java stack trace in the server's SYSOUT. If the problem is not obvious, contact IBM support.

---

### C9C2576F

**Explanation:** peekUserExceptionId is not implemented in this implementation of ClientResponse.

**User Response:** Look for a Java stack trace in the server's SYSOUT. If the problem is not obvious, contact IBM support.

---

### C9C2577C

**Explanation:** The object given to the ORB had an incorrect delegate while trying to load a IDLJ stub.

**User Response:** Find the Java stack trace in the server's SYSOUT to determine the actual exception that occurred.

---

### C9C2577D

**Explanation:** An unexpected error has occurred in a J2EE server during execution of a J2EE request.

**User Response:** Find the Java stack trace in the server's SYSOUT to determine the actual exception that occurred.

---

### C9C2577E

**Explanation:** An unexpected error has occurred in a J2EE server during execution of a J2EE request.

**User Response:** Find the Java stack trace in the server's SYSOUT to determine the actual exception that occurred.

---

### C9C2577F

**Explanation:** IBM Internal Only

**User Response:** Contact the IBM Support Center.



---

**C9C25780**

**Explanation:** The com.ibm.ws390.rmi.corba.ClientDelegate class could not be found by Java.

**User Response:** Ensure that the WebSphere/390 EE runtime jar files are on the failing process's CLASSPATH.

---

**C9C25790**

**Explanation:** A java.rmi.RemoteException is being returned as the result of a J2EE request. The actual RemoteException is imbedded within the Unknown Exception service context in the GIOP response. It is the embedded exception that will be received by the client.

**User Response:** None. This is not an error.

---

**C9C2579F**

**Explanation:** An unexpected error has occurred in a J2EE server during execution of a J2EE request.

**User Response:** Find the Java stack trace in the server's SYSOUT to determine the actual exception that occurred.

---

**C9C257A9**

**Explanation:** IBM Internal Only

**User Response:** Contact the IBM Support Center.

---

**C9C257AB**

**Explanation:** IBM Internal Only

**User Response:** Contact the IBM Support Center.

---

**C9C257AC**

**Explanation:** IBM Internal Only

**User Response:** Contact the IBM Support Center.

---

**C9C257AD**

**Explanation:** IBM Internal Only

**User Response:** Contact the IBM Support Center.

---

**C9C257AE**

**Explanation:** IBM Internal Only

**User Response:** Contact the IBM Support Center.

---



---

**C9C257AF**

**Explanation:** IBM Internal Only

**User Response:** Contact the IBM Support Center.

---

**C9C257C8**

**Explanation:** A request to dispatch a callback object failed because the target callback object is not registered with the client ORB.

**User Response:** Contact IBM support.

---

**C9C257C9**

**Explanation:** A request to dispatch a callback object was received with a method name that the target object does not support.

**User Response:** Contact IBM support.

---

**C9C257CA**

**Explanation:** An error occurred while trying to load an RMI/IIOP Tie.

**User Response:** Look for a Java stack trace in the server's SYSOUT. If the problem is not obvious, contact IBM support.

---

**C9C257CB**

**Explanation:** An error occurred while trying to load an RMI/IIOP Stub.

**User Response:** Look for a Java stack trace in the server's SYSOUT. If the problem is not obvious, contact IBM support.

---

**C9C257CC**

**Explanation:** A J2EE request was received with a method name that the target object does not support. The client's RMI/IIOP Stub is out of synch with the server's RMI/IIOP Tie.

**User Response:** Correct the application.

---

**C9C257CD**

**Explanation:** The get\_interface() method has been deprecated and is not supported for J2EE components.

**User Response:** Correct the application.

---

**C9C257CE**

**Explanation:** The J2EE container returned a null remote implementation when trying to execute a J2EE request.

**User Response:** Look for a Java stack trace in the server's SYSOUT and report the exception to IBM.

---

## Error (minor) codes

---

### C9C257EE

**Explanation:** The ORB received an exception from the J2EE container while trying to load an IDLJ stub.

**User Response:** Correct the application.

---

### C9C257EF

**Explanation:** The string\_to\_object method was passed a zero length string.

**User Response:** Correct the application.

---

### C9C257F0

**Explanation:** The string\_to\_object method was passed a string that is not a stringified IOR.

**User Response:** Correct the application.

---

### C9C257F0

**Explanation:** The string\_to\_object method was passed a string that is not a stringified IOR.

**User Response:** Correct the application.

---

### C9C257F1

**Explanation:** The string\_to\_object method was passed a NULL string.

**User Response:** Correct the application.

---

### C9C257F2

**Explanation:** The resolve\_initial\_references() method was driven on a singleton Java ORB, which singleton ORBs do not implement.

**User Response:** None

---

### C9C257F3

**Explanation:** The ORB received an exception from the J2EE container while trying to load a local mode RMI/IIOP stub.

**User Response:** Find the Java stack trace in the server's SYSOUT to determine the actual exception that occurred.

---

### C9C257F4

**Explanation:** The ORB received a NULL remote implementation from the J2EE container while trying to load a local mode RMI/IIOP stub.

**User Response:** Find the Java stack trace in the server's SYSOUT to determine the actual exception that occurred.

---

---

### C9C25801

**Explanation:** The user id to bind to the LDAP Server was not supplied to the Systems Management Server. This userid is required because the Systems Management Server requires write authority to the LDAP Server for the purpose of registering the EJB object homes/factories.

**User Response:** Add the following to the current.env for the Systems Management Server:  
java.naming.security.principal=[userid] Where userid equals the value in the ldif file used to initialize LDAP for WebSphere. The value to use is the entryowner value associated with the "WAS Naming over LDAP Name Tree Root"

---

### C9C25802

**Explanation:** The password used to bind to the LDAP Server was not supplied to the Systems Management Server. The password is required because the Systems Management Server requires write authority to the LDAP Server for the purpose of registering the EJB object homes/factories.

**User Response:** Add the following to the current.env for the Systems Management Server:  
java.naming.security.credentials=[password] Where password equals the value in the ldif file used to initialize LDAP for WebSphere. The value to use is the userPassword value associated with the "WAS Naming over LDAP Name Tree Root"

---

### C9C25803

**Explanation:** Systems Management Server was unable to setup the required java System Properties for the purpose of connecting to the LDAP Server.

**User Response:** Check and make sure the Naming Server is active. Check for any exceptions in Systems Management. Check for a Java stack trace in the Systems Management job log. This will give an indication of any possible error that may have caused the failure.

---

### C9C25804

**Explanation:** Create of the upper tree structure in the LDAP Server failed.

**User Response:** Check the Systems Management Server job log for Java stack trace. This will give possible indications of the problem. Some of the problems may be, the LDAP Server is not running, user id and/or password may be incorrect, the host name and/or port may be incorrect. Userid and password should be in the current.env of the Systems Management Server. The environment variable names are  
java.naming.security.principal,java.naming.security.credentials.  
If com.ibm.ws.naming.ldap.masterurl was not specified

in the current.env of the Naming Server then the default host and port were used. The default host is the system the Naming Server is running on. The default port is 1389.

---

#### C9C25805

**Explanation:** Bean method raised an EJBException that did not contain an internal exception.

**User Response:** Bean methods should utilize EJBExceptions to encapsulate runtime errors. EJBExceptions are instances of RuntimeException and therefore will not be surfaced back to a client. Only Application Exceptions, exceptions specified on the beans remote interface and RemoteExceptions are to be surfaced back to the client as per the EJB1.1 specification. EJBExceptions are not coded on the remote interface. Re-Code the bean method to utilize EJBExceptions in this manner or anticipate that the client will see this UNKNOWN/minor code combination as a RemoteException.

---

#### C9C2C409

**Explanation:** An ORB service such as string\_to\_IOR received null or bad parameters.

**User Response:** report this error to your next level of support or to the IBM Support Center.

---

#### C9C2C601

**Explanation:** Null synchronizer pointer in register\_sync.

**User Response:** No action possible , raise CORBA::BAD\_PARAM exception.

---

#### C9C2C602

**Explanation:** Null TransactionService Context in extract\_gitd.

**User Response:** No action possible, raise CORBA::BAD\_PARAM exception.

---

#### C9C2C603

**Explanation:** Null synchronizer pointer in register\_sync.

**User Response:** No action possible, raise CORBA::BAD\_PARAM exception.

---

#### C9C2C604

**Explanation:** Unable to register resource due to invalid resource parameter.

**User Response:** Check for an application error.

---

#### C9C2C605

**Explanation:** Unable to register synchronization object due to invalid resource parameter.

**User Response:** Check for an application error.

---

#### C9C2C606

**Explanation:** Invalid coordinator reference passed on is\_same\_transaction, is\_ancestor\_transaction, is\_descendant\_transaction, or is\_related\_transaction method.

**User Response:** Check for an application error.

---

#### C9C2C607

**Explanation:** Invalid propagation context accessed in is\_same\_transaction, is\_ancestor\_transaction, is\_descendant\_transaction, or is\_related\_transaction method.

**User Response:** Check for an application error.

---

#### C9C2E001

**Explanation:** The minor code indicates an out of memory condition when a WebSphere module attempted to allocate storage.

**User Response:** Check to make sure you are running with enough memory for the address space issuing the failing code. Verify that for the control/server region the REGION=0M. Refer to the "WebSphere for z/OS and OS/390:Installation and Customization Guide" for additional WebSphere storage requirements. If that is not the problem, collect the following information and contact the IBM Support Center: Run with exception tracing, i.e. TRACEALL=1 in the current.env file associated with the server. If TRACEBUFFLOC=SYSPRINT, send all the job output for that region to IBM as well as the contents of the error log. If TRACEBUFFLOC=BUFFER and you have the CTRACE writer operating, send the CTRACE data set, as well as the job output and error log to IBM.

---

#### C9C2E002

**Explanation:** The minor code indicates an out of memory condition when a WebSphere module attempted to allocate storage.

**User Response:** See minor code C9C2E001.

---

#### C9C2E003

**Explanation:** The minor code indicates an out of memory condition when a WebSphere module attempted to allocate storage.

**User Response:** See minor code C9C2E001.

## Error (minor) codes

---

### C9C2E101

**Explanation:** The minor code indicates an out of memory condition when a WebSphere module attempted to allocate storage.

**User Response:** See minor code C9C2E001.

---

### C9C2E201

**Explanation:** The minor code indicates an out of memory condition when a WebSphere module attempted to allocate storage.

**User Response:** See minor code C9C2E001.

---

### C9C2E202

**Explanation:** The minor code indicates an out of memory condition when a WebSphere module attempted to allocate storage.

**User Response:** See minor code C9C2E001.

---

### C9C2E203

**Explanation:** The minor code indicates an out of memory condition when a WebSphere module attempted to allocate storage.

**User Response:** See minor code C9C2E001.

---

### C9C2E204

**Explanation:** The minor code indicates an out of memory condition when a WebSphere module attempted to allocate storage.

**User Response:** See minor code C9C2E001.

---

### C9C2E301

**Explanation:** The minor code indicates an out of memory condition when a WebSphere module attempted to allocate storage.

**User Response:** See minor code C9C2E001.

---

### C9C2E303

**Explanation:** The minor code indicates an out of memory condition when a WebSphere module attempted to allocate storage.

**User Response:** See minor code C9C2E001.

---

### C9C2E304

**Explanation:** The minor code indicates an out of memory condition when a WebSphere module attempted to allocate storage.

**User Response:** See minor code C9C2E001.

---

---

### C9C2E305

**Explanation:** The minor code indicates an out of memory condition when a WebSphere module attempted to allocate storage.

**User Response:** See minor code C9C2E001.

---

### C9C2E306

**Explanation:** The minor code indicates an out of memory condition when a WebSphere module attempted to allocate storage.

**User Response:** See minor code C9C2E001.

---

### C9C2E307

**Explanation:** The minor code indicates an out of memory condition when a WebSphere module attempted to allocate storage.

**User Response:** See minor code C9C2E001.

---

### C9C2E308

**Explanation:** The minor code indicates an out of memory condition when a WebSphere module attempted to allocate storage.

**User Response:** See minor code C9C2E001.

---

### C9C2E309

**Explanation:** The minor code indicates an out of memory condition when a WebSphere module attempted to allocate storage.

**User Response:** See minor code C9C2E001.

---

### C9C2E30A

**Explanation:** The minor code indicates an out of memory condition when a WebSphere module attempted to allocate storage.

**User Response:** See minor code C9C2E001.

---

### C9C2E30B

**Explanation:** The minor code indicates an out of memory condition when a WebSphere module attempted to allocate storage.

**User Response:** See minor code C9C2E001.

---

### C9C2E30C

**Explanation:** The minor code indicates an out of memory condition when a WebSphere module attempted to allocate storage.

**User Response:** See minor code C9C2E001.

---

---

**C9C2E30D**

**Explanation:** The minor code indicates an out of memory condition when a WebSphere module attempted to allocate storage.

**User Response:** See minor code C9C2E001.

---

**C9C2E30E**

**Explanation:** The minor code indicates an out of memory condition when a WebSphere module attempted to allocate storage.

**User Response:** See minor code C9C2E001.

---

**C9C2E30F**

**Explanation:** The minor code indicates an out of memory condition when a WebSphere module attempted to allocate storage.

**User Response:** See minor code C9C2E001.

---

**C9C2E310**

**Explanation:** The minor code indicates an out of memory condition when a WebSphere module attempted to allocate storage.

**User Response:** See minor code C9C2E001.

---

**C9C2E401**

**Explanation:** The minor code indicates an out of memory condition when a WebSphere module attempted to allocate storage.

**User Response:** See minor code C9C2E001.

---

**C9C2E402**

**Explanation:** The minor code indicates an out of memory condition when a WebSphere module attempted to allocate storage.

**User Response:** See minor code C9C2E001.

---

**C9C2E403**

**Explanation:** The minor code indicates an out of memory condition when a WebSphere module attempted to allocate storage.

**User Response:** See minor code C9C2E001.

---

**C9C2E404**

**Explanation:** The minor code indicates an out of memory condition when a WebSphere module attempted to allocate storage.

**User Response:** See minor code C9C2E001.

---

---

**C9C2E405**

**Explanation:** The minor code indicates an out of memory condition when a WebSphere module attempted to allocate storage.

**User Response:** See minor code C9C2E001.

---

**C9C2E406**

**Explanation:** The minor code indicates an out of memory condition when a WebSphere module attempted to allocate storage.

**User Response:** See minor code C9C2E001.

---

**C9C2E407**

**Explanation:** The minor code indicates an out of memory condition when a WebSphere module attempted to allocate storage.

**User Response:** See minor code C9C2E001.

---

**C9C2E408**

**Explanation:** The minor code indicates an out of memory condition when a WebSphere module attempted to allocate storage.

**User Response:** See minor code C9C2E001.

---

**C9C2E409**

**Explanation:** The minor code indicates an out of memory condition when a WebSphere module attempted to allocate storage.

**User Response:** See minor code C9C2E001.

---

**C9C2E40A**

**Explanation:** The minor code indicates an out of memory condition when a WebSphere module attempted to allocate storage.

**User Response:** See minor code C9C2E001.

---

**C9C2E40B**

**Explanation:** The minor code indicates an out of memory condition when a WebSphere module attempted to allocate storage.

**User Response:** See minor code C9C2E001.

---

**C9C2E40C**

**Explanation:** The minor code indicates an out of memory condition when a WebSphere module attempted to allocate storage.

**User Response:** See minor code C9C2E001.

---

## Error (minor) codes

---

### C9C2E40D

**Explanation:** The minor code indicates an out of memory condition when a WebSphere module attempted to allocate storage.

**User Response:** See minor code C9C2E001.

---

### C9C2E40E

**Explanation:** The minor code indicates an out of memory condition when a WebSphere module attempted to allocate storage.

**User Response:** See minor code C9C2E001.

---

### C9C2E40F

**Explanation:** The minor code indicates an out of memory condition when a WebSphere module attempted to allocate storage.

**User Response:** See minor code C9C2E001.

---

### C9C2E410

**Explanation:** The minor code indicates an out of memory condition when a WebSphere module attempted to allocate storage.

**User Response:** See minor code C9C2E001.

---

### C9C2E411

**Explanation:** The minor code indicates an out of memory condition when a WebSphere module attempted to allocate storage.

**User Response:** See minor code C9C2E001.

---

### C9C2E412

**Explanation:** The minor code indicates an out of memory condition when a WebSphere module attempted to allocate storage.

**User Response:** See minor code C9C2E001.

---

### C9C2E413

**Explanation:** The minor code indicates an out of memory condition when a WebSphere module attempted to allocate storage.

**User Response:** See minor code C9C2E001.

---

### C9C2E414

**Explanation:** The minor code indicates an out of memory condition when a WebSphere module attempted to allocate storage.

**User Response:** See minor code C9C2E001.

---

---

### C9C2E415

**Explanation:** The minor code indicates an out of memory condition when a WebSphere module attempted to allocate storage.

**User Response:** See minor code C9C2E001.

---

### C9C2E416

**Explanation:** The minor code indicates an out of memory condition when a WebSphere module attempted to allocate storage.

**User Response:** See minor code C9C2E001.

---

### C9C2E417

**Explanation:** The minor code indicates an out of memory condition when a WebSphere module attempted to allocate storage.

**User Response:** See minor code C9C2E001.

---

### C9C2E418

**Explanation:** The minor code indicates an out of memory condition when a WebSphere module attempted to allocate storage.

**User Response:** See minor code C9C2E001.

---

### C9C2E419

**Explanation:** The minor code indicates an out of memory condition when a WebSphere module attempted to allocate storage.

**User Response:** See minor code C9C2E001.

---

### C9C2E41A

**Explanation:** The minor code indicates an out of memory condition when a WebSphere module attempted to allocate storage.

**User Response:** See minor code C9C2E001.

---

### C9C2E41B

**Explanation:** The minor code indicates an out of memory condition when a WebSphere module attempted to allocate storage.

**User Response:** See minor code C9C2E001.

---

### C9C2E41C

**Explanation:** The minor code indicates an out of memory condition when a WebSphere module attempted to allocate storage.

**User Response:** See minor code C9C2E001.

---



---

**C9C2E41D**

**Explanation:** The minor code indicates an out of memory condition when a WebSphere module attempted to allocate storage.

**User Response:** See minor code C9C2E001.

---

**C9C2E41E**

**Explanation:** The minor code indicates an out of memory condition when a WebSphere module attempted to allocate storage.

**User Response:** See minor code C9C2E001.

---

**C9C2E41F**

**Explanation:** The minor code indicates an out of memory condition when a WebSphere module attempted to allocate storage.

**User Response:** See minor code C9C2E001.

---

**C9C2E420**

**Explanation:** The minor code indicates an out of memory condition when a WebSphere module attempted to allocate storage.

**User Response:** See minor code C9C2E001.

---

**C9C2E421**

**Explanation:** The minor code indicates an out of memory condition when a WebSphere module attempted to allocate storage.

**User Response:** See minor code C9C2E001.

---

**C9C2E422**

**Explanation:** The minor code indicates an out of memory condition when a WebSphere module attempted to allocate storage.

**User Response:** See minor code C9C2E001.

---

**C9C2E423**

**Explanation:** The minor code indicates an out of memory condition when a WebSphere module attempted to allocate storage.

**User Response:** See minor code C9C2E001.

---

**C9C2E424**

**Explanation:** The minor code indicates an out of memory condition when a WebSphere module attempted to allocate storage.

**User Response:** See minor code C9C2E001.

---

---

**C9C2E425**

**Explanation:** The minor code indicates an out of memory condition when a WebSphere module attempted to allocate storage.

**User Response:** See minor code C9C2E001.

---

**C9C2E426**

**Explanation:** The minor code indicates an out of memory condition when a WebSphere module attempted to allocate storage.

**User Response:** See minor code C9C2E001.

---

**C9C2E427**

**Explanation:** The minor code indicates an out of memory condition when a WebSphere module attempted to allocate storage.

**User Response:** See minor code C9C2E001.

---

**C9C2E429**

**Explanation:** The minor code indicates an out of memory condition when a WebSphere module attempted to allocate storage.

**User Response:** See minor code C9C2E001.

---

**C9C2E42A**

**Explanation:** The minor code indicates an out of memory condition when a WebSphere module attempted to allocate storage.

**User Response:** See minor code C9C2E001.

---

**C9C2E42B**

**Explanation:** The minor code indicates an out of memory condition when a WebSphere module attempted to allocate storage.

**User Response:** See minor code C9C2E001.

---

**C9C2E42C**

**Explanation:** The minor code indicates an out of memory condition when a WebSphere module attempted to allocate storage.

**User Response:** See minor code C9C2E001.

---

**C9C2E42D**

**Explanation:** The minor code indicates an out of memory condition when a WebSphere module attempted to allocate storage.

**User Response:** See minor code C9C2E001.

---



## Error (minor) codes

---

### C9C2E42E

**Explanation:** The minor code indicates an out of memory condition when a WebSphere module attempted to allocate storage.

**User Response:** See minor code C9C2E001.

---

### C9C2E42F

**Explanation:** The minor code indicates an out of memory condition when a WebSphere module attempted to allocate storage.

**User Response:** See minor code C9C2E001.

---

### C9C2E430

**Explanation:** The minor code indicates an out of memory condition when a WebSphere module attempted to allocate storage.

**User Response:** See minor code C9C2E001.

---

### C9C2E431

**Explanation:** The minor code indicates an out of memory condition when a WebSphere module attempted to allocate storage.

**User Response:** See minor code C9C2E001.

---

### C9C2E432

**Explanation:** The minor code indicates an out of memory condition when a WebSphere module attempted to allocate storage.

**User Response:** See minor code C9C2E001.

---

### C9C2E433

**Explanation:** The minor code indicates an out of memory condition when a WebSphere module attempted to allocate storage.

**User Response:** See minor code C9C2E001.

---

### C9C2E434

**Explanation:** The minor code indicates an out of memory condition when a WebSphere module attempted to allocate storage.

**User Response:** See minor code C9C2E001.

---

### C9C2E435

**Explanation:** The minor code indicates an out of memory condition when a WebSphere module attempted to allocate storage.

**User Response:** See minor code C9C2E001.

---

---

### C9C2E501

**Explanation:** The minor code indicates an out of memory condition when a WebSphere module attempted to allocate storage.

**User Response:** See minor code C9C2E001.

---

### C9C2E601

**Explanation:** The minor code indicates an out of memory condition when a WebSphere module attempted to allocate storage.

**User Response:** See minor code C9C2E001.

---

### C9C2E602

**Explanation:** The minor code indicates an out of memory condition when a WebSphere module attempted to allocate storage.

**User Response:** See minor code C9C2E001.

---

### C9C2E603

**Explanation:** The minor code indicates an out of memory condition when a WebSphere module attempted to allocate storage.

**User Response:** See minor code C9C2E001.

---

### C9C2E604

**Explanation:** The minor code indicates an out of memory condition when a WebSphere module attempted to allocate storage.

**User Response:** See minor code C9C2E001.

---

### C9C2E605

**Explanation:** The minor code indicates an out of memory condition when a WebSphere module attempted to allocate storage.

**User Response:** See minor code C9C2E001.

---

### C9C2E606

**Explanation:** The minor code indicates an out of memory condition when a WebSphere module attempted to allocate storage.

**User Response:** See minor code C9C2E001.

---

### C9C2E607

**Explanation:** The minor code indicates an out of memory condition when a WebSphere module attempted to allocate storage.

**User Response:** See minor code C9C2E001.

---

---

**C9C2E608**

**Explanation:** The minor code indicates an out of memory condition when a WebSphere module attempted to allocate storage.

**User Response:** See minor code C9C2E001.

---

**C9C2E609**

**Explanation:** The minor code indicates an out of memory condition when a WebSphere module attempted to allocate storage.

**User Response:** See minor code C9C2E001.

---

**C9C2E60A**

**Explanation:** The minor code indicates an out of memory condition when a WebSphere module attempted to allocate storage.

**User Response:** See minor code C9C2E001.

---

**C9C2E60B**

**Explanation:** The minor code indicates an out of memory condition when a WebSphere module attempted to allocate storage.

**User Response:** See minor code C9C2E001.

---

**C9C2E60C**

**Explanation:** The minor code indicates an out of memory condition when a WebSphere module attempted to allocate storage.

**User Response:** See minor code C9C2E001.

---

**C9C2E60D**

**Explanation:** The minor code indicates an out of memory condition when a WebSphere module attempted to allocate storage.

**User Response:** See minor code C9C2E001.

---

**C9C2E60E**

**Explanation:** The minor code indicates an out of memory condition when a WebSphere module attempted to allocate storage.

**User Response:** See minor code C9C2E001.

---

**C9C2E60F**

**Explanation:** The minor code indicates an out of memory condition when a WebSphere module attempted to allocate storage.

**User Response:** See minor code C9C2E001.

---

---

**C9C2E610**

**Explanation:** The minor code indicates an out of memory condition when a WebSphere module attempted to allocate storage.

**User Response:** See minor code C9C2E001.

---

**C9C2E611**

**Explanation:** The minor code indicates an out of memory condition when a WebSphere module attempted to allocate storage.

**User Response:** See minor code C9C2E001.

---

**C9C2E612**

**Explanation:** The minor code indicates an out of memory condition when a WebSphere module attempted to allocate storage.

**User Response:** See minor code C9C2E001.

---

**C9C2E613**

**Explanation:** The minor code indicates an out of memory condition when a WebSphere module attempted to allocate storage.

**User Response:** See minor code C9C2E001.

---

**C9C2E614**

**Explanation:** The minor code indicates an out of memory condition when a WebSphere module attempted to allocate storage.

**User Response:** See minor code C9C2E001.

---

**C9C2E617**

**Explanation:** The minor code indicates an out of memory condition when a WebSphere module attempted to allocate storage.

**User Response:** See minor code C9C2E001.

---

**C9C2E618**

**Explanation:** The minor code indicates an out of memory condition when a WebSphere module attempted to allocate storage.

**User Response:** See minor code C9C2E001.

---

**C9C2E619**

**Explanation:** The minor code indicates an out of memory condition when a WebSphere module attempted to allocate storage.

**User Response:** See minor code C9C2E001.

---

## Error (minor) codes

---

### C9C2E61B

**Explanation:** The minor code indicates an out of memory condition when a WebSphere module attempted to allocate storage.

**User Response:** See minor code C9C2E001.

---

### C9C2E701

**Explanation:** The minor code indicates an out of memory condition when a WebSphere module attempted to allocate storage.

**User Response:** See minor code C9C2E001.

---

### C9C2E745

**Explanation:** This was created so that a CORBA::NO\_MEMORY exception could be thrown in bbolpoi.cpp This exception is thrown because there is not enough memory to allocate a buffer of the specified size. Some of the reasons might be, The value being passed in defining the size of the buffer may not have been initialized.

**User Response:**

---

### C9C2E746

**Explanation:** This was created so that a CORBA::NO\_MEMORY exception could be thrown in bbolpoi.cpp This exception is thrown because there is not enough memory to allocate a buffer of the specified size. Some of the reasons might be, The value being passed in defining the size of the buffer may not have been initialized.

**User Response:**

---

### C9C2E801

**Explanation:** The minor code indicates an out of memory condition when a WebSphere module attempted to allocate storage.

**User Response:** See minor code C9C2E001.

---

### C9C2E802

**Explanation:** The minor code indicates an out of memory condition when a WebSphere module attempted to allocate storage.

**User Response:** See minor code C9C2E001.

---

### C9C2E901

**Explanation:** The minor code indicates an out of memory condition when a WebSphere module attempted to allocate storage.

**User Response:** See minor code C9C2E001.

---

---

### C9C2E902

**Explanation:** The minor code indicates an out of memory condition when a WebSphere module attempted to allocate storage.

**User Response:** See minor code C9C2E001.

---

### C9C2E903

**Explanation:** The minor code indicates an out of memory condition when a WebSphere module attempted to allocate storage.

**User Response:** See minor code C9C2E001.

---

### C9C2E904

**Explanation:** The minor code indicates an out of memory condition when a WebSphere module attempted to allocate storage.

**User Response:** See minor code C9C2E001.

---

### C9C2E905

**Explanation:** The minor code indicates an out of memory condition when a WebSphere module attempted to allocate storage.

**User Response:** See minor code C9C2E001.

---

### C9C2E906

**Explanation:** The minor code indicates an out of memory condition when a WebSphere module attempted to allocate storage.

**User Response:** See minor code C9C2E001.

---

### C9C2EA01

**Explanation:** The minor code indicates an out of memory condition when a WebSphere module attempted to allocate storage.

**User Response:** See minor code C9C2E001.

---

### C9C2EA02

**Explanation:** The minor code indicates an out of memory condition when a WebSphere module attempted to allocate storage.

**User Response:** See minor code C9C2E001.

---

### C9C2EB01

**Explanation:** The minor code indicates an out of memory condition when a WebSphere module attempted to allocate storage.

**User Response:** See minor code C9C2E001.

---



## Error (minor) codes

---

### C9C2EB12

**Explanation:** The minor code indicates an out of memory condition when a WebSphere module attempted to allocate storage.

**User Response:** See minor code C9C2E001.

---

### C9C2EB13

**Explanation:** The minor code indicates an out of memory condition when a WebSphere module attempted to allocate storage.

**User Response:** See minor code C9C2E001.

---

### C9C2EB14

**Explanation:** The minor code indicates an out of memory condition when a WebSphere module attempted to allocate storage.

**User Response:** See minor code C9C2E001.

---

### C9C2EB20

**Explanation:** The minor code indicates an out of memory condition when a WebSphere module attempted to allocate storage.

**User Response:** See minor code C9C2E001.

---

### C9C2EB21

**Explanation:** The minor code indicates an out of memory condition when a WebSphere module attempted to allocate storage.

**User Response:** See minor code C9C2E001.

---

### C9C2EB22

**Explanation:** The minor code indicates an out of memory condition when a WebSphere module attempted to allocate storage.

**User Response:** See minor code C9C2E001.

---

### C9C2EB23

**Explanation:** The minor code indicates an out of memory condition when a WebSphere module attempted to allocate storage.

**User Response:** See minor code C9C2E001.

---

### C9C2EB24

**Explanation:** The minor code indicates an out of memory condition when a WebSphere module attempted to allocate storage.

**User Response:** See minor code C9C2E001.

---

---

### C9C2EB25

**Explanation:** The minor code indicates an out of memory condition when a WebSphere module attempted to allocate storage.

**User Response:** See minor code C9C2E001.

---

### C9C2EB26

**Explanation:** The minor code indicates an out of memory condition when a WebSphere module attempted to allocate storage.

**User Response:** See minor code C9C2E001.

---

### C9C2EB27

**Explanation:** The minor code indicates an out of memory condition when a WebSphere module attempted to allocate storage.

**User Response:** See minor code C9C2E001.

---

### C9C2EB28

**Explanation:** The minor code indicates an out of memory condition when a WebSphere module attempted to allocate storage.

**User Response:** See minor code C9C2E001.

---

### C9C2EB29

**Explanation:** The minor code indicates an out of memory condition when a WebSphere module attempted to allocate storage.

**User Response:** See minor code C9C2E001.

---

### C9C2EB40

**Explanation:** The minor code indicates an out of memory condition when a WebSphere module attempted to allocate storage.

**User Response:** See minor code C9C2E001.

---

### C9C2EB41

**Explanation:** The minor code indicates an out of memory condition when a WebSphere module attempted to allocate storage.

**User Response:** See minor code C9C2E001.

---

### C9C2EB42

**Explanation:** The minor code indicates an out of memory condition when a WebSphere module attempted to allocate storage.

**User Response:** See minor code C9C2E001.

---

---

**C9C2EB43**

**Explanation:** The minor code indicates an out of memory condition when a WebSphere module attempted to allocate storage.

**User Response:** See minor code C9C2E001.

---

**C9C2EB44**

**Explanation:** The minor code indicates an out of memory condition when a WebSphere module attempted to allocate storage.

**User Response:** See minor code C9C2E001.

---

**C9C2EB45**

**Explanation:** The minor code indicates an out of memory condition when a WebSphere module attempted to allocate storage.

**User Response:** See minor code C9C2E001.

---

**C9C2EB70**

**Explanation:** The minor code indicates an out of memory condition when a WebSphere module attempted to allocate storage.

**User Response:** See minor code C9C2E001.

---

**C9C2EB71**

**Explanation:** The minor code indicates an out of memory condition when a WebSphere module attempted to allocate storage.

**User Response:** See minor code C9C2E001.

---

**C9C2EB80**

**Explanation:** The minor code indicates an out of memory condition when a WebSphere module attempted to allocate storage.

**User Response:** See minor code C9C2E001.

---

**C9C2EB81**

**Explanation:** The minor code indicates an out of memory condition when a WebSphere module attempted to allocate storage.

**User Response:** See minor code C9C2E001.

---

**C9C2EB82**

**Explanation:** The minor code indicates an out of memory condition when a WebSphere module attempted to allocate storage.

**User Response:** See minor code C9C2E001.

---

---

**C9C2EB83**

**Explanation:** The minor code indicates an out of memory condition when a WebSphere module attempted to allocate storage.

**User Response:** See minor code C9C2E001.

---

**C9C2EB84**

**Explanation:** The minor code indicates an out of memory condition when a WebSphere module attempted to allocate storage.

**User Response:** See minor code C9C2E001.

---

**C9C2EB85**

**Explanation:** The minor code indicates an out of memory condition when a WebSphere module attempted to allocate storage.

**User Response:** See minor code C9C2E001.

---

**C9C2EB86**

**Explanation:** The minor code indicates an out of memory condition when a WebSphere module attempted to allocate storage.

**User Response:** See minor code C9C2E001.

---

**C9C2EB87**

**Explanation:** The minor code indicates an out of memory condition when a WebSphere module attempted to allocate storage.

**User Response:** See minor code C9C2E001.

---

**C9C2EBB0**

**Explanation:** The minor code indicates an out of memory condition when a WebSphere module attempted to allocate storage.

**User Response:** See minor code C9C2E001.

---

**C9C2EBB1**

**Explanation:** The minor code indicates an out of memory condition when a WebSphere module attempted to allocate storage.

**User Response:** See minor code C9C2E001.

---

**C9C2EBB2**

**Explanation:** The minor code indicates an out of memory condition when a WebSphere module attempted to allocate storage.

**User Response:** See minor code C9C2E001.

---



## Error (minor) codes

---

### C9C2EBB3

**Explanation:** The minor code indicates an out of memory condition when a WebSphere module attempted to allocate storage.

**User Response:** See minor code C9C2E001.

---

### C9C2EBB4

**Explanation:** The minor code indicates an out of memory condition when a WebSphere module attempted to allocate storage.

**User Response:** See minor code C9C2E001.

---

### C9C2EBB5

**Explanation:** The minor code indicates an out of memory condition when a WebSphere module attempted to allocate storage.

**User Response:** See minor code C9C2E001.

---

### C9C2EBB6

**Explanation:** The minor code indicates an out of memory condition when a WebSphere module attempted to allocate storage.

**User Response:** See minor code C9C2E001.

---

### C9C2EBB7

**Explanation:** The minor code indicates an out of memory condition when a WebSphere module attempted to allocate storage.

**User Response:** See minor code C9C2E001.

---

### C9C2EBB8

**Explanation:** The minor code indicates an out of memory condition when a WebSphere module attempted to allocate storage.

**User Response:** See minor code C9C2E001.

---

### C9C2EBB9

**Explanation:** The minor code indicates an out of memory condition when a WebSphere module attempted to allocate storage.

**User Response:** See minor code C9C2E001.

---

### C9C2EBBA

**Explanation:** The minor code indicates an out of memory condition when a WebSphere module attempted to allocate storage.

**User Response:** See minor code C9C2E001.

---

---

### C9C2EBBB

**Explanation:** The minor code indicates an out of memory condition when a WebSphere module attempted to allocate storage.

**User Response:** See minor code C9C2E001.

---

### C9C2EBBC

**Explanation:** The minor code indicates an out of memory condition when a WebSphere module attempted to allocate storage.

**User Response:** See minor code C9C2E001.

---

### C9C2EBBD

**Explanation:** The minor code indicates an out of memory condition when a WebSphere module attempted to allocate storage.

**User Response:** See minor code C9C2E001.

---

### C9C2EBBE

**Explanation:** The minor code indicates an out of memory condition when a WebSphere module attempted to allocate storage.

**User Response:** See minor code C9C2E001.

---

### C9C2ED01

**Explanation:** The minor code indicates an out of memory condition when a WebSphere module attempted to allocate storage.

**User Response:** See minor code C9C2E001.

---

### C9C2FE01

**Explanation:** The minor code indicates an out of memory condition when a WebSphere module attempted to allocate storage.

**User Response:** See minor code C9C2E001.

---

### C9C2FE02

**Explanation:** The minor code indicates an out of memory condition when a WebSphere module attempted to allocate storage.

**User Response:** See minor code C9C2E001.

---

### C9C2FE03

**Explanation:** The minor code indicates an out of memory condition when a WebSphere module attempted to allocate storage.

**User Response:** See minor code C9C2E001.

---



---

**C9C2FE04**

**Explanation:** The minor code indicates an out of memory condition when a WebSphere module attempted to allocate storage.

**User Response:** See minor code C9C2E001.

---

**C9C2FE05**

**Explanation:** The minor code indicates an out of memory condition when a WebSphere module attempted to allocate storage.

**User Response:** See minor code C9C2E001.

---

**C9C2FE06**

**Explanation:** The minor code indicates an out of memory condition when a WebSphere module attempted to allocate storage.

**User Response:** See minor code C9C2E001.

---

**C9C2FE07**

**Explanation:** The minor code indicates an out of memory condition when a WebSphere module attempted to allocate storage.

**User Response:** See minor code C9C2E001.

---

**C9C2FF01**

**Explanation:** The minor code indicates an out of memory condition when a WebSphere module attempted to allocate storage.

**User Response:** See minor code C9C2E001.

---

**C9C2FF02**

**Explanation:** The minor code indicates an out of memory condition when a WebSphere module attempted to allocate storage.

**User Response:** See minor code C9C2E001.

## Error (minor) codes

## Chapter 17. Abend (reason) codes

This chapter describes the WebSphere for z/OS abend reason codes.

**Note:** Abend (reason) codes not listed in this chapter should always be directly reported to the IBM Support Center.

Table 11. WebSphere for z/OS abend codes

Abend Code	Abend Reason	Explanation	Suggested Action
CC3	00010001	BBORFRR routine was loaded into the wrong address. The routine should be in common.	The product was built or installed incorrectly. BBORFRR should reside in LPA and not be included in the STEPLIB/JOBLIB of the WebSphere daemon address space.
CC3	00020001	BBORLEXT routine was loaded into the wrong address. The routine should be in common.	The product was built or installed incorrectly. BBORLEXT should reside in LPA and not be included in the STEPLIB/JOBLIB of the WebSphere daemon address space.
CC3	00030001	BBORADMP routine was loaded into the wrong address. The routine should be in common.	The product was built or installed incorrectly. BBORADMP should reside in LPA and not be included in the STEPLIB/JOBLIB of the WebSphere daemon address space.
CC3	00060001	BBORTSRB routine is loaded into the wrong address. The routine should be in common.	The product was built or installed incorrectly. BBORTSRB should reside in LPA and not be included in the STEPLIB/JOBLIB of the WebSphere daemon address space.
CC3	00070001	IBM Internal Only	Contact the IBM Support Center.
CC3	00070002	IBM Internal Only	Contact the IBM Support Center.
CC3	00070003	IBM Internal Only	Contact the IBM Support Center.
CC3	000C0003	IBM Internal Only	Contact the IBM Support Center.
CC3	000C0005	<p>One of two things happened:</p> <ul style="list-style-type: none"> <li>The WebSphere server was instructed to terminate via the MVS Console command <code>Modify Cancel</code> or via the "Systems Management EUI Cancel NoRestart" option.</li> <li>The Daemon on this system was instructed to terminate via the <code>Modify Cancel</code> command (which in turn brings down all the WebSphere Servers on this system).</li> </ul> <p>This abend is used to terminate the server address space.</p>	none

## Abend (reason) codes

Table 11. WebSphere for z/OS abend codes (continued)

Abend Code	Abend Reason	Explanation	Suggested Action
CC3	000C0006	<p>One of two things happened:</p> <ul style="list-style-type: none"> <li>The WebSphere server was instructed to terminate via the MVS Console command Modify Cancel, ARMRESTART or via the "Systems Management EUI Cancel" option.</li> <li>The Daemon on this system was instructed to terminate via the Modify Cancel, ARMRESTART command (which in turn brings down all the WebSphere Servers on this system).</li> </ul> <p>This abend is used to terminate the server address space.</p>	none
CC3	01010001	IBM Internal Only	Contact the IBM Support Center.
CC3	02040003	METHAUTH was invoked in a WebSphere daemon, but the Component Broker daemon hasn't finished initializing.	Wait until the WebSphere daemon has finished initializing, then try again.
CC3	03010001	IBM Internal Only	Contact the IBM Support Center.
CC3	03010002	IBM Internal Only	Contact the IBM Support Center.
CC3	040E0001	Address space for target Stoken is gone	During termination of a WebSphere space, an attempt may be made to schedule an SRB to a terminating address space. In that case, the schedule will fail with this abend/reason code, which is entirely reasonable. If no CB spaces were terminating when this error was encountered, it is an internal error and IBM support should be contacted.
CC3	040E0002	IBM Internal Only	Contact the IBM Support Center.
CC3	040E0003	IBM Internal Only	Contact the IBM Support Center.
CC3	040E0004	IBM Internal Only	Contact the IBM Support Center.
CC3	040E0005	IBM Internal Only	Contact the IBM Support Center.
CC3	040E0006	IBM Internal Only	Contact the IBM Support Center.
CC3	040E0007	BBOOSCHD routine is loaded into the wrong address. The routine should be in common.	The product was built or installed incorrectly. BBOOSCHD should reside in LPA and not be included in the STEPLIB/JOBLIB of the WebSphere daemon address space.
CC3	04100007	BBOOSRBF routine is loaded into the wrong address. The routine should be in common.	The product was built or installed incorrectly. BBOOSRBF should reside in LPA and not be included in the STEPLIB/JOBLIB of the WebSphere daemon address space.

Table 11. WebSphere for z/OS abend codes (continued)

Abend Code	Abend Reason	Explanation	Suggested Action
CC3	06030001	BBOTETCD routine is loaded into the wrong address. The routine should be in common.	The product was built or installed incorrectly. BBOTETCD should reside in LPA and not be included in the STEPLIB/JOBLIB of the WebSphere daemon address space.
CC3	08010001	IBM Internal Only	Contact the IBM Support Center.
CC3	08010002	IBM Internal Only	Contact the IBM Support Center.
CC3	08010003	IBM Internal Only	Contact the IBM Support Center.
CC3	08010004	IBM Internal Only	Contact the IBM Support Center.
CC3	09010001	IBM Internal Only	Contact the IBM Support Center.
CC3	09010002	IBM Internal Only	Contact the IBM Support Center.
CC3	0A020001	IBM Internal Only	Contact the IBM Support Center.
CC3	0A020004	IBM Internal Only	Contact the IBM Support Center.
CC3	0A040001	IBM Internal Only	Contact the IBM Support Center.
CC3	0A040005	IBM Internal Only	Contact the IBM Support Center.
CC3	0A050001	A second daemon was started.	Start only one daemon at a time.
CC3	0A050002	The perform locked operation is not installed.	Only start the daemon address space on a system where the perform locked operation is installed.
CC3	0A050003	Gqscan did not find the resource as per requested by the major/minor name.	"IBM Internal Only"
CC3	0A050004	Unknown prob to gqscan search	"IBM Internal Only" Routine: bbodasrp.plx -- 0A06xxxx
CC3	0A060001	IBM Internal Only	Contact the IBM Support Center.
CC3	0A060002	IBM Internal Only	Contact the IBM Support Center.
CC3	0A060003	IBM Internal Only	Contact the IBM Support Center.
CC3	0A060004	IBM Internal Only	Contact the IBM Support Center.
CC3	0A060005	IBM Internal Only	Contact the IBM Support Center.
CC3	0A060006	IBM Internal Only	Contact the IBM Support Center.
CC3	0A060007	IBM Internal Only	Contact the IBM Support Center.
CC3	0A070001	IBM Internal Only	Contact the IBM Support Center.
CC3	0A080001	IBM Internal Only	Contact the IBM Support Center.
CC3	0A080002	IBM Internal Only	Contact the IBM Support Center.
CC3	0A080003	IBM Internal Only	Contact the IBM Support Center.
CC3	0A080004	IBM Internal Only	Contact the IBM Support Center.
CC3	0A080005	IBM Internal Only	Contact the IBM Support Center.
CC3	0A080006	IBM Internal Only	Contact the IBM Support Center.
CC3	0A080007	IBM Internal Only	Contact the IBM Support Center.
CC3	0A080008	IBM Internal Only	Contact the IBM Support Center.
CC3	0A080009	IBM Internal Only	Contact the IBM Support Center.
CC3	0A08000A	IBM Internal Only	Contact the IBM Support Center.
CC3	0A08000B	IBM Internal Only	Contact the IBM Support Center.

## Abend (reason) codes

Table 11. WebSphere for z/OS abend codes (continued)

Abend Code	Abend Reason	Explanation	Suggested Action
CC3	0A08000C	IBM Internal Only	Contact the IBM Support Center.
CC3	0A08000D	IBM Internal Only	Contact the IBM Support Center.
CC3	0A08000E	IBM Internal Only	Contact the IBM Support Center.
CC3	0A08000F	IBM Internal Only	Contact the IBM Support Center.
CC3	0A080010	IBM Internal Only	Contact the IBM Support Center.
CC3	0A080011	IBM Internal Only	Contact the IBM Support Center.
CC3	0A080012	IBM Internal Only	Contact the IBM Support Center.
CC3	0A080013	IBM Internal Only	Contact the IBM Support Center.
CC3	0A080014	IBM Internal Only	Contact the IBM Support Center.
CC3	0A080015	IBM Internal Only	Contact the IBM Support Center.
CC3	0A080016	IBM Internal Only	Contact the IBM Support Center.
CC3	0A080017	IBM Internal Only	Contact the IBM Support Center.
CC3	0A080018	IBM Internal Only	Contact the IBM Support Center.
CC3	0A080019	IBM Internal Only	Contact the IBM Support Center.
CC3	0A08001A	IBM Internal Only	Contact the IBM Support Center.
CC3	0A08001B	IBM Internal Only	Contact the IBM Support Center.
CC3	0A08001C	IBM Internal Only	Contact the IBM Support Center.
CC3	0A090001	IBM Internal Only	Contact the IBM Support Center.
CC3	0A090002	IBM Internal Only	Contact the IBM Support Center.
CC3	0A090003	IBM Internal Only	Contact the IBM Support Center.
CC3	0A090004	IBM Internal Only	Contact the IBM Support Center.
CC3	0A090005	IBM Internal Only	Contact the IBM Support Center.
CC3	0A090006	IBM Internal Only	Contact the IBM Support Center.
CC3	0A090007	IBM Internal Only	Contact the IBM Support Center.
CC3	0A090008	IBM Internal Only	Contact the IBM Support Center.
CC3	0A090009	IBM Internal Only	Contact the IBM Support Center.
CC3	0A0A0001	IBM Internal Only	Contact the IBM Support Center.
CC3	0A0A0002	IBM Internal Only	Contact the IBM Support Center.
CC3	0A0A0003	IBM Internal Only	Contact the IBM Support Center.
DC3	00040001	IBM Internal Only	Contact the IBM Support Center.
DC3	00040002	IBM Internal Only	Contact the IBM Support Center.
DC3	00040003	BBORARM routine is called with an invalid length for the server name to register	The caller passed a server name for ARM registration which exceeds the maximum length. Shorten the string of the server name attempted to register and try again.
DC3	00050001	The caller is not authorized to invoke the requested function. The caller of the service is not valid.	Verify that the application is using standard interfaces. If the problem persists, contact the IBM Support Center.
DC3	00050002	IBM Internal Only	Contact the IBM Support Center.
DC3	00050003	IBM Internal Only	Contact the IBM Support Center.

Table 11. WebSphere for z/OS abend codes (continued)

Abend Code	Abend Reason	Explanation	Suggested Action
DC3	00050004	IBM Internal Only	Contact the IBM Support Center.
DC3	00050005	IBM Internal Only	Contact the IBM Support Center.
DC3	00050006	IBM Internal Only	Contact the IBM Support Center.
DC3	00080001	Control region was terminated as a result of daemon termination. Daemon resmgr processing abtermed the control region.	none
DC3	00080002	IBM Internal Only	Contact the IBM Support Center.
DC3	00080003	IBM Internal Only	Contact the IBM Support Center.
DC3	00080004	IBM Internal Only	Contact the IBM Support Center.
DC3	00090001	IBM Internal Only	Contact the IBM Support Center.
DC3	000C0002	IBM Internal Only	Contact the IBM Support Center.
DC3	000C0005	One of two things happened: <ul style="list-style-type: none"> <li>The WebSphere server was instructed to terminate via the MVS Console command Modify Cancel or via the "Systems Management EUI Cancel NoRestart" option.</li> <li>The Daemon on this system was instructed to terminate via the Modify Cancel command (which in turn brings down all the WebSphere Servers on this system).</li> </ul> This abend is used to terminate the server address space.	none
DC3	000C0006	One of two things happened: <ul style="list-style-type: none"> <li>The WebSphere server was instructed to terminate via the MVS Console command Modify Cancel, ARMRESTART or via the "Systems Management EUI Cancel" option.</li> <li>The Daemon on this system was instructed to terminate via the Modify Cancel, ARMRESTART command (which in turn brings down all the WebSphere Servers on this system).</li> </ul> This abend is used to terminate the server address space.	none
DC3	000D0001	IBM Internal Only	Contact the IBM Support Center.
DC3	02030001	IBM Internal Only	Contact the IBM Support Center.
DC3	02030002	IBM Internal Only	Contact the IBM Support Center.
DC3	02030003	IBM Internal Only	Contact the IBM Support Center.
DC3	02030004	IBM Internal Only	Contact the IBM Support Center.



## Abend (reason) codes

Table 11. WebSphere for z/OS abend codes (continued)

Abend Code	Abend Reason	Explanation	Suggested Action
DC3	02030005	WebSphere detected a down level security product installed on the system.	The product was built or installed incorrectly. The security product used with the WebSphere must be compatible with RACF Release 2.4 or higher.
DC3	02040001	METHAUTH was invoked in a control region, but the control region hasn't finished initializing.	Wait until the control region has finished initialization, then try again.
DC3	02040004	METHAUTH was invoked outside of the WebSphere environment, but it is not supported.	Do not run METHAUTH outside of the WebSphere environment.
DC3	02040005	IBM Internal Only	Contact the IBM Support Center.
DC3	02040006	IBM Internal Only	Contact the IBM Support Center.
DC3	02040007	IBM Internal Only	Contact the IBM Support Center.
DC3	02040008	IBM Internal Only	Contact the IBM Support Center.
DC3	02040009	IBM Internal Only	Contact the IBM Support Center.
DC3	0204000A	IBM Internal Only	Contact the IBM Support Center.
DC3	0204000B	IBM Internal Only	Contact the IBM Support Center.
DC3	02050001	METHAUTH was invoked but the caller wasn't a trusted Component Broker caller.	Make sure you've invoked ORB_init, BOA_init, and IMPL_is_ready before invoking METHAUTH.
DC3	02050002	IBM Internal Only	Contact the IBM Support Center.
DC3	02050003	IBM Internal Only	Contact the IBM Support Center.
DC3	02050004	IBM Internal Only	Contact the IBM Support Center.
DC3	02050005	IBM Internal Only	Contact the IBM Support Center.
DC3	02050006	IBM Internal Only	Contact the IBM Support Center.
DC3	02050007	IBM Internal Only	Contact the IBM Support Center.
DC3	02050008	IBM Internal Only	Contact the IBM Support Center.
DC3	02050009	IBM Internal Only	Contact the IBM Support Center.
DC3	0205000A	IBM Internal Only	Contact the IBM Support Center.
DC3	0205000B	IBM Internal Only	Contact the IBM Support Center.
DC3	0205000C	IBM Internal Only	Contact the IBM Support Center.
DC3	0205000D	IBM Internal Only	Contact the IBM Support Center.
DC3	0205000E	IBM Internal Only	Contact the IBM Support Center.
DC3	0205000F	IBM Internal Only	Contact the IBM Support Center.
DC3	02050010	IBM Internal Only	Contact the IBM Support Center.
DC3	02060002	IBM Internal Only	Contact the IBM Support Center.
DC3	02060003	IBM Internal Only	Contact the IBM Support Center.
DC3	02060004	IBM Internal Only	Contact the IBM Support Center.
DC3	02060005	IBM Internal Only	Contact the IBM Support Center.
DC3	02060006	IBM Internal Only	Contact the IBM Support Center.
DC3	02060007	IBM Internal Only	Contact the IBM Support Center.
DC3	02060008	IBM Internal Only	Contact the IBM Support Center.

Table 11. WebSphere for z/OS abend codes (continued)

Abend Code	Abend Reason	Explanation	Suggested Action
DC3	02060009	IBM Internal Only	Contact the IBM Support Center.
DC3	0206000A	IBM Internal Only	Contact the IBM Support Center.
DC3	0206000B	IBM Internal Only	Contact the IBM Support Center.
DC3	0206000C	IBM Internal Only	Contact the IBM Support Center.
DC3	0206000D	IBM Internal Only	Contact the IBM Support Center.
DC3	0206000E	IBM Internal Only	Contact the IBM Support Center.
DC3	0206000F	IBM Internal Only	Contact the IBM Support Center.
DC3	02060010	IBM Internal Only	Contact the IBM Support Center.
DC3	02060011	IBM Internal Only	Contact the IBM Support Center.
DC3	02060012	IBM Internal Only	Contact the IBM Support Center.
DC3	02060013	IBM Internal Only	Contact the IBM Support Center.
DC3	02060014	IBM Internal Only	Contact the IBM Support Center.
DC3	02060015	IBM Internal Only	Contact the IBM Support Center.
DC3	02060016	IBM Internal Only	Contact the IBM Support Center.
DC3	02060017	IBM Internal Only	Contact the IBM Support Center.
DC3	02060019	IBM Internal Only	Contact the IBM Support Center.
DC3	02070001	IBM Internal Only	Contact the IBM Support Center.
DC3	02070002	IBM Internal Only	Contact the IBM Support Center.
DC3	02070003	IBM Internal Only	Contact the IBM Support Center.
DC3	02070004	IBM Internal Only	Contact the IBM Support Center.
DC3	02070005	IBM Internal Only	Contact the IBM Support Center.
DC3	02070006	IBM Internal Only	Contact the IBM Support Center.
DC3	02070007	IBM Internal Only	Contact the IBM Support Center.
DC3	02070008	IBM Internal Only	Contact the IBM Support Center.
DC3	02070009	IBM Internal Only	Contact the IBM Support Center.
DC3	0207000A	IBM Internal Only	Contact the IBM Support Center.
DC3	0207000B	IBM Internal Only	Contact the IBM Support Center.
DC3	0207000C	IBM Internal Only	Contact the IBM Support Center.
DC3	0207000D	IBM Internal Only	Contact the IBM Support Center.
DC3	0207000E	IBM Internal Only	Contact the IBM Support Center.
DC3	0207000F	IBM Internal Only	Contact the IBM Support Center.
DC3	02080003	IBM Internal Only	Contact the IBM Support Center.
DC3	02080004	IBM Internal Only	Contact the IBM Support Center.
DC3	02080005	IBM Internal Only	Contact the IBM Support Center.
DC3	02080006	IBM Internal Only	Contact the IBM Support Center.
DC3	02080007	IBM Internal Only	Contact the IBM Support Center.
DC3	02080008	IBM Internal Only	Contact the IBM Support Center.
DC3	02090001	IBM Internal Only	Contact the IBM Support Center.

## Abend (reason) codes

Table 11. WebSphere for z/OS abend codes (continued)

Abend Code	Abend Reason	Explanation	Suggested Action
DC3	020B0001	RunAs services were invoked in the server region but the Entry linkage dynamic area CPool obtain failed because the cpoolID is invalid/	Contact the system administrator
DC3	020B0002	RunAs services were invoked in a region other than the server region.	Contact the system administrator.
DC3	020B0003	RunAs services were invoked in the server region but the server region hasn't finished initializing.	Wait until the control region has finished initialization, then try again.
DC3	020B0004	RunAs services were invoked in the server region but the control region hasn't finished initializing.	Wait until the control region has finished initialization, then try again.
DC3	020B0005	RunAs services were invoked in the server region but the return code pointer parameter was invalid.	Fix the application and retry it.
DC3	020B0006	RunAs services were invoked in the server region but the reason code pointer parameter was invalid.	Fix the application and retry it.
DC3	020B0007	RunAs services were invoked in the server region but the Function Code was invalid	Fix the application and retry it.
DC3	020B0008	RunAs get userID Credential service was invoked in the server region but the was not authorized.	Fix the application and retry it.
DC3	03020001	IBM Internal Only	Contact the IBM Support Center.
DC3	03020002	IBM Internal Only	Contact the IBM Support Center.
DC3	03020003	IBM Internal Only	Contact the IBM Support Center.
DC3	03020004	IBM Internal Only	Contact the IBM Support Center.
DC3	03020005	IBM Internal Only	Contact the IBM Support Center.
DC3	03020006	IBM Internal Only	Contact the IBM Support Center.
DC3	03020007	IBM Internal Only	Contact the IBM Support Center.
DC3	03020008	IBM Internal Only	Contact the IBM Support Center.
DC3	03020009	IBM Internal Only	Contact the IBM Support Center.
DC3	0302000A	IBM Internal Only	Contact the IBM Support Center.
DC3	03030001	IBM Internal Only	Contact the IBM Support Center.
DC3	03030002	IBM Internal Only	Contact the IBM Support Center.
DC3	03030003	IBM Internal Only	Contact the IBM Support Center.
DC3	03040001	IBM Internal Only	Contact the IBM Support Center.
DC3	03040002	IBM Internal Only	Contact the IBM Support Center.
DC3	03040003	IBM Internal Only	Contact the IBM Support Center.
DC3	03040004	IBM Internal Only	Contact the IBM Support Center.
DC3	03040005	IBM Internal Only	Contact the IBM Support Center.
DC3	03040006	IBM Internal Only	Contact the IBM Support Center.
DC3	03040007	IBM Internal Only	Contact the IBM Support Center.
DC3	04010001	IBM Internal Only	Contact the IBM Support Center.

Table 11. WebSphere for z/OS abend codes (continued)

Abend Code	Abend Reason	Explanation	Suggested Action
DC3	04010002	IBM Internal Only	Contact the IBM Support Center.
DC3	04010003	IBM Internal Only	Contact the IBM Support Center.
DC3	04010004	IBM Internal Only	Contact the IBM Support Center.
DC3	04010005	IBM Internal Only	Contact the IBM Support Center.
DC3	04010006	Server region initialization detected that its control region has ended or is in the process of ending.	None; since the system should start another server region.
DC3	04010007	Server region initialization detected that its control region has ended or is in the process of ending.	None; since the system should start another server region.
DC3	04010008	IBM Internal Only	Contact the IBM Support Center.
DC3	04020005	IBM Internal Only	Contact the IBM Support Center.
DC3	04030001	IBM Internal Only	Contact the IBM Support Center.
DC3	04030002	IBM Internal Only	Contact the IBM Support Center.
DC3	04030003	IBM Internal Only	Contact the IBM Support Center.
DC3	04030004	IBM Internal Only	Contact the IBM Support Center.
DC3	0406002A	Processing in a control region was halted because it was detected that the CB Daemon was not active.	The CB Daemon is required for CB servers to be active. All CB servers should terminate if the Daemon ends. This abend may occur if the servers are processing work when the Daemon terminates. Restart the Daemon when ready.
DC3	0406002B	Processing in a control region was halted because it was detected that the CB Daemon was not active.	The CB Daemon is required for CB servers to be active. All CB servers should terminate if the Daemon ends. This abend may occur if the servers are processing work when the Daemon terminates. Restart the Daemon when ready.
DC3	04090001	IBM Internal Only	Contact the IBM Support Center.
DC3	04090004	IBM Internal Only	Contact the IBM Support Center.
DC3	04090005	IBM Internal Only	Contact the IBM Support Center.
DC3	04090006	IBM Internal Only	Contact the IBM Support Center.
DC3	04090007	IBM Internal Only	Contact the IBM Support Center.
DC3	040A0004	IBM Internal Only	Contact the IBM Support Center.
DC3	040B0006	IBM Internal Only	Contact the IBM Support Center.
DC3	040C0004	IBM Internal Only	Contact the IBM Support Center.
DC3	040C0005	IBM Internal Only	Contact the IBM Support Center.
DC3	040F0001	Call to service IEANTRT failed for RRS token. Return code from IEANTRT in register 0.	Consult the return codes in the IEANTRT service, as documented in the MVS Programming: Authorized Assembler Services Reference book. If the problem persists, report this error to your next level of support or to the IBM Support Center.

## Abend (reason) codes

Table 11. WebSphere for z/OS abend codes (continued)

Abend Code	Abend Reason	Explanation	Suggested Action
DC3	040F0002	Call to schedule of BBOOSCHD and IEAMSCHD failed. Return code from BBOOSCHD in register 0. Reason code from BBOOSCHD in register 2.	Consult the return codes in the IEAMSCHD service, as documented in the MVS Programming: Authorized Assembler Services Reference book. If the problem persists, report this error to your next level of support or to the IBM Support Center.
DC3	04120001	Call to schedule of BBOOSCHD and IEAMSCHD failed. Return code from BBOOSCHD in register 0. Reason code from BBOOSCHD in register 2.	Consult the return codes in the IEAMSCHD service, as documented in the MVS Programming: Authorized Assembler Services Reference book. If the problem persists, report this error to your next level of support or to the IBM Support Center.
DC3	04160001	IBM Internal Only	Contact the IBM Support Center.
DC3	04160003	IBM Internal Only	Contact the IBM Support Center.
DC3	0416000C	IBM Internal Only	Contact the IBM Support Center.
DC3	0416000D	IBM Internal Only	Contact the IBM Support Center.
DC3	0416000E	IBM Internal Only	Contact the IBM Support Center.
DC3	0416000F	IBM Internal Only	Contact the IBM Support Center.
DC3	04160010	IBM Internal Only	Contact the IBM Support Center.
DC3	04160011	IBM Internal Only	Contact the IBM Support Center.
DC3	04160012	IBM Internal Only	Contact the IBM Support Center.
DC3	04160013	IBM Internal Only	Contact the IBM Support Center.
DC3	04160015	IBM Internal Only	Contact the IBM Support Center.
DC3	04170001	IBM Internal Only	Contact the IBM Support Center.
DC3	04180001	IBM Internal Only	Contact the IBM Support Center.
DC3	04180002	IBM Internal Only	Contact the IBM Support Center.
DC3	04180003	IBM Internal Only	Contact the IBM Support Center.
DC3	04180004	IBM Internal Only	Contact the IBM Support Center.
DC3	04180005	IBM Internal Only	Contact the IBM Support Center.
DC3	04180006	IBM Internal Only	Contact the IBM Support Center.
DC3	04180007	IBM Internal Only	Contact the IBM Support Center.
DC3	04180008	IBM Internal Only	Contact the IBM Support Center.
DC3	04180009	IBM Internal Only	Contact the IBM Support Center.
DC3	0418000A	IBM Internal Only	Contact the IBM Support Center.
DC3	0418000B	IBM Internal Only	Contact the IBM Support Center.
DC3	04190001	IBM Internal Only	Contact the IBM Support Center.
DC3	04190002	IBM Internal Only	Contact the IBM Support Center.
DC3	04190003	IBM Internal Only	Contact the IBM Support Center.
DC3	04190004	IBM Internal Only	Contact the IBM Support Center.
DC3	04190005	IBM Internal Only	Contact the IBM Support Center.
DC3	04190006	IBM Internal Only	Contact the IBM Support Center.

Table 11. WebSphere for z/OS abend codes (continued)

Abend Code	Abend Reason	Explanation	Suggested Action
DC3	041A000C	IBM Internal Only	Contact the IBM Support Center.
DC3	041A000D	IBM Internal Only	Contact the IBM Support Center.
DC3	041A000E	IBM Internal Only	Contact the IBM Support Center.
DC3	041A000F	IBM Internal Only	Contact the IBM Support Center.
DC3	041A0010	IBM Internal Only	Contact the IBM Support Center.
DC3	041A0011	IBM Internal Only	Contact the IBM Support Center.
DC3	041A0012	IBM Internal Only	Contact the IBM Support Center.
DC3	041B0001	Processing in a control region was halted because it was detected that the CB Daemon was not active.	The CB Daemon is required for CB servers to be active. All CB servers should terminate if the Daemon ends. This abend may occur if the servers are processing work when the Daemon terminates. Restart the Daemon when ready.
DC3	041B0002	Processing in a control region was halted because it was detected that the CB Daemon was not active.	The CB Daemon is required for CB servers to be active. All CB servers should terminate if the Daemon ends. This abend may occur if the servers are processing work when the Daemon terminates. Restart the Daemon when ready. Routine: bboosbnd.plx -- 041Cxxxx
DC3	041C0001	Processing in a control region was halted because it was detected that the CB Daemon was not active.	The CB Daemon is required for CB servers to be active. All CB servers should terminate if the Daemon ends. This abend may occur if the servers are processing work when the Daemon terminates. Restart the Daemon when ready. Routine: bboosubd.plx -- 041Dxxxx
DC3	041D0001	Processing in a control region was halted because it was detected that the CB Daemon was not active.	The CB Daemon is required for CB servers to be active. All CB servers should terminate if the Daemon ends. This abend may occur if the servers are processing work when the Daemon terminates. Restart the Daemon when ready. Routine: bboosmfp.plx -- 041Exxxx
DC3	041E0001	IBM Internal Only	Contact the IBM Support Center.
DC3	041E0002	IBM Internal Only	Contact the IBM Support Center.
DC3	041E0003	IBM Internal Only	Contact the IBM Support Center.
DC3	041E0004	IBM Internal Only	Contact the IBM Support Center.
DC3	041E0005	IBM Internal Only	Contact the IBM Support Center.
DC3	041F0001	IBM Internal Only	Contact the IBM Support Center.
DC3	041F0002	IBM Internal Only	Contact the IBM Support Center.
DC3	041F0003	IBM Internal Only	Contact the IBM Support Center.
DC3	04210001	IBM Internal Only	Contact the IBM Support Center.
DC3	04210002	IBM Internal Only	Contact the IBM Support Center.



## Abend (reason) codes

Table 11. WebSphere for z/OS abend codes (continued)

Abend Code	Abend Reason	Explanation	Suggested Action
DC3	04210003	IBM Internal Only	Contact the IBM Support Center.
DC3	04210004	IBM Internal Only	Contact the IBM Support Center.
DC3	04220006	IBM Internal Only	Contact the IBM Support Center.
DC3	04220007	IBM Internal Only	Contact the IBM Support Center.
DC3	04220008	IBM Internal Only	Contact the IBM Support Center.
DC3	04220009	IBM Internal Only	Contact the IBM Support Center.
DC3	0422000A	IBM Internal Only	Contact the IBM Support Center.
DC3	0422000B	IBM Internal Only	Contact the IBM Support Center.
DC3	0422000F	IBM Internal Only	Contact the IBM Support Center.
DC3	06010001	The caller is not authorized to invoke the requested function. The caller of the service is not valid.	Verify that the application is using standard interfaces. If the problem persists, contact the IBM Support Center.
DC3	06010002	IBM Internal Only	Contact the IBM Support Center.
DC3	06010003	IBM Internal Only	Contact the IBM Support Center.
DC3	06010004	The system detected improper usage of a server PC routine.	Verify that the application is using standard interfaces. If the problem persists, contact the IBM Support Center.
DC3	06020001	The caller is not authorized to invoke the requested function. The caller of the service is not valid.	Verify that the application is using standard interfaces. If the problem persists, contact the IBM Support Center.
DC3	08020001	IBM Internal Only	Contact the IBM Support Center.
DC3	09030004	IBM Internal Only	Contact the IBM Support Center.
DC3	09040001	IBM Internal Only	Contact the IBM Support Center.
DC3	09040002	IBM Internal Only	Contact the IBM Support Center.
DC3	09040003	IBM Internal Only	Contact the IBM Support Center.
DC3	09040004	IBM Internal Only	Contact the IBM Support Center.
DC3	09040008	IBM Internal Only	Contact the IBM Support Center.
DC3	09050001	IBM Internal Only	Contact the IBM Support Center.
DC3	09050002	IBM Internal Only	Contact the IBM Support Center.
DC3	09050003	IBM Internal Only	Contact the IBM Support Center.
DC3	09050004	IBM Internal Only	Contact the IBM Support Center.
DC3	09050005	The caller is not authorized to invoke the requested function. The caller of the service is not valid.	Verify that the application is using standard interfaces. If the problem persists, contact the IBM Support Center.
DC3	09060001	IBM Internal Only	Contact the IBM Support Center.
DC3	09060002	IBM Internal Only	Contact the IBM Support Center.
DC3	09060003	IBM Internal Only	Contact the IBM Support Center.
DC3	09060004	IBM Internal Only	Contact the IBM Support Center.



Table 11. WebSphere for z/OS abend codes (continued)

Abend Code	Abend Reason	Explanation	Suggested Action
DC3	09060005	The caller is not authorized to invoke the requested function. The caller of the service is not valid.	Verify that the application is using standard interfaces. If the problem persists, contact the IBM Support Center.
DC3	09060006	IBM Internal Only	Contact the IBM Support Center.
DC3	090E0001	IBM Internal Only	Contact the IBM Support Center.
DC3	090F0001	IBM Internal Only	Contact the IBM Support Center.
DC3	0A010001	IBM Internal Only	Contact the IBM Support Center.
DC3	0A010002	IBM Internal Only	Contact the IBM Support Center.
DC3	0A010003	IBM Internal Only	Contact the IBM Support Center.
DC3	0A010004	IBM Internal Only	Contact the IBM Support Center.
DC3	0A010005	IBM Internal Only	Contact the IBM Support Center.
DC3	0A020002	IBM Internal Only	Contact the IBM Support Center.
DC3	0A020003	IBM Internal Only	Contact the IBM Support Center.
DC3	0A030001	IBM Internal Only	Contact the IBM Support Center.
DC3	0A030002	A call was made to register the server but the PC table does not exist.	Do not start server control region until the daemon has initialized.
DC3	0A030003	A call was made to register the server but the WebSphere global vector table does not exist.	Do not start server control region until the daemon has initialized.
DC3	0A040002	IBM Internal Only	Contact the IBM Support Center.
DC3	0A040003	IBM Internal Only	Contact the IBM Support Center.
DC3	0A040004	IBM Internal Only	Contact the IBM Support Center.
EC3	000A0001	IBM Internal Only	Contact the IBM Support Center.
EC3	000A0002	IBM Internal Only	Contact the IBM Support Center.
EC3	000A0003	IBM Internal Only	Contact the IBM Support Center.
EC3	000A0004	IBM Internal Only	Contact the IBM Support Center.
EC3	000B0001	IBM Internal Only	Contact the IBM Support Center.
EC3	000B0002	IBM Internal Only	Contact the IBM Support Center.
EC3	000B0003	IBM Internal Only	Contact the IBM Support Center.
EC3	000B0004	IBM Internal Only	Contact the IBM Support Center.
EC3	000C0001	Due to an error, the server region has terminated with this abend.	Check the WebSphere error log for information about errors preceding this one which could have caused the server region to terminate.
EC3	000C0004	IBM Internal Only	Contact the IBM Support Center.
EC3	02010001	IBM Internal Only	Contact the IBM Support Center.
EC3	02010002	Server not authorized to server class	Add the server's userid to the server security class.
EC3	02010003	IBM Internal Only	Contact the IBM Support Center.
EC3	02010004	Daemon is not initialized.	Do not start server region before the daemon has initialized.

## Abend (reason) codes

Table 11. WebSphere for z/OS abend codes (continued)

Abend Code	Abend Reason	Explanation	Suggested Action
EC3	02010005	RACF Somdobjs is not active.	Contact your system administrator to activate the RACF Somdobjs class.
EC3	02010006	IBM Internal Only	Contact the IBM Support Center.
EC3	02020001	Server was manually started before daemon.	Start the WebSphere daemon address space.
EC3	02040002	METHAUTH was invoked in a server region, but the server region hasn't finished initializing.	Wait until the server region has finished initializing, then try again.
EC3	02060001	IBM Internal Only	Contact the IBM Support Center.
EC3	02060018	IBM Internal Only	Contact the IBM Support Center.
EC3	04020001	IBM Internal Only	Contact the IBM Support Center.
EC3	04020002	IBM Internal Only	Contact the IBM Support Center.
EC3	04020003	IBM Internal Only	Contact the IBM Support Center.
EC3	04020004	IBM Internal Only	Contact the IBM Support Center.
EC3	04020006	IBM Internal Only	Contact the IBM Support Center.
EC3	04020007	IBM Internal Only	Contact the IBM Support Center.
EC3	04020008	IBM Internal Only	Contact the IBM Support Center.
EC3	04020009	IBM Internal Only	Contact the IBM Support Center.
EC3	0402000A	IBM Internal Only	Contact the IBM Support Center.
EC3	0402000B	IBM Internal Only	Contact the IBM Support Center.
EC3	0402000C	IBM Internal Only	Contact the IBM Support Center.
EC3	0402000D	IBM Internal Only	Contact the IBM Support Center.
EC3	04040001	IBM Internal Only	Contact the IBM Support Center.
EC3	04040002	IBM Internal Only	Contact the IBM Support Center.
EC3	04040006	IBM Internal Only	Contact the IBM Support Center.
EC3	04040007	IBM Internal Only	Contact the IBM Support Center.
EC3	0404000A	IBM Internal Only	Contact the IBM Support Center.
EC3	0404000B	IBM Internal Only	Contact the IBM Support Center.
EC3	04050001	IBM Internal Only	Contact the IBM Support Center.
EC3	04050002	IBM Internal Only	Contact the IBM Support Center.
EC3	04050004	IBM Internal Only	Contact the IBM Support Center.
EC3	04050008	IBM Internal Only	Contact the IBM Support Center.
EC3	04050009	IBM Internal Only	Contact the IBM Support Center.
EC3	0405000A	IBM Internal Only	Contact the IBM Support Center.
EC3	0405000B	IBM Internal Only	Contact the IBM Support Center.
EC3	0405000C	IBM Internal Only	Contact the IBM Support Center.
EC3	0405000D	IBM Internal Only	Contact the IBM Support Center.
EC3	0405000E	IBM Internal Only	Contact the IBM Support Center.
EC3	04060001	IBM Internal Only	Contact the IBM Support Center.
EC3	04060002	IBM Internal Only	Contact the IBM Support Center.
EC3	04060003	IBM Internal Only	Contact the IBM Support Center.

Table 11. WebSphere for z/OSabend codes (continued)

Abend Code	Abend Reason	Explanation	Suggested Action
EC3	04060004	IBM Internal Only	Contact the IBM Support Center.
EC3	04060005	IBM Internal Only	Contact the IBM Support Center.
EC3	04060006	IBM Internal Only	Contact the IBM Support Center.
EC3	04060007	IBM Internal Only	Contact the IBM Support Center.
EC3	04060008	IBM Internal Only	Contact the IBM Support Center.
EC3	04060009	IBM Internal Only	Contact the IBM Support Center.
EC3	0406000A	IBM Internal Only	Contact the IBM Support Center.
EC3	0406000B	IBM Internal Only	Contact the IBM Support Center.
EC3	0406000C	IBM Internal Only	Contact the IBM Support Center.
EC3	0406000D	IBM Internal Only	Contact the IBM Support Center.
EC3	0406000E	IBM Internal Only	Contact the IBM Support Center.
EC3	0406000F	IBM Internal Only	Contact the IBM Support Center.
EC3	04060010	IBM Internal Only	Contact the IBM Support Center.
EC3	04060011	IBM Internal Only	Contact the IBM Support Center.
EC3	04060012	IBM Internal Only	Contact the IBM Support Center.
EC3	04060013	IBM Internal Only	Contact the IBM Support Center.
EC3	04060014	IBM Internal Only	Contact the IBM Support Center.
EC3	04060015	IBM Internal Only	Contact the IBM Support Center.
EC3	04060016	IBM Internal Only	Contact the IBM Support Center.
EC3	04060017	IBM Internal Only	Contact the IBM Support Center.
EC3	04060018	IBM Internal Only	Contact the IBM Support Center.
EC3	04060019	IBM Internal Only	Contact the IBM Support Center.
EC3	0406001A	IBM Internal Only	Contact the IBM Support Center.
EC3	0406001B	IBM Internal Only	Contact the IBM Support Center.
EC3	0406001C	IBM Internal Only	Contact the IBM Support Center.
EC3	0406001D	IBM Internal Only	Contact the IBM Support Center.
EC3	0406001E	IBM Internal Only	Contact the IBM Support Center.
EC3	0406001F	IBM Internal Only	Contact the IBM Support Center.
EC3	04060020	IBM Internal Only	Contact the IBM Support Center.
EC3	04060021	IBM Internal Only	Contact the IBM Support Center.
EC3	04060022	IBM Internal Only	Contact the IBM Support Center.
EC3	04060023	IBM Internal Only	Contact the IBM Support Center.
EC3	04060024	IBM Internal Only	Contact the IBM Support Center.
EC3	04060025	IBM Internal Only	Contact the IBM Support Center.
EC3	04060027	IBM Internal Only	Contact the IBM Support Center.
EC3	04060028	IBM Internal Only	Contact the IBM Support Center.
EC3	04060029	IBM Internal Only	Contact the IBM Support Center.
EC3	04070001	IBM Internal Only	Contact the IBM Support Center.
EC3	04070002	IBM Internal Only	Contact the IBM Support Center.
EC3	04070003	IBM Internal Only	Contact the IBM Support Center.

## Abend (reason) codes

Table 11. WebSphere for z/OS abend codes (continued)

Abend Code	Abend Reason	Explanation	Suggested Action
EC3	04070004	IBM Internal Only	Contact the IBM Support Center.
EC3	04070005	IBM Internal Only	Contact the IBM Support Center.
EC3	04070006	IBM Internal Only	Contact the IBM Support Center.
EC3	04070007	IBM Internal Only	Contact the IBM Support Center.
EC3	04070008	IBM Internal Only	Contact the IBM Support Center.
EC3	04070009	IBM Internal Only	Contact the IBM Support Center.
EC3	0407000A	IBM Internal Only	Contact the IBM Support Center.
EC3	0407000B	IBM Internal Only	Contact the IBM Support Center.
EC3	0407000C	IBM Internal Only	Contact the IBM Support Center.
EC3	0407000D	IBM Internal Only	Contact the IBM Support Center.
EC3	0407000E	IBM Internal Only	Contact the IBM Support Center.
EC3	0407000F	IBM Internal Only	Contact the IBM Support Center.
EC3	04070010	IBM Internal Only	Contact the IBM Support Center.
EC3	04070011	IBM Internal Only	Contact the IBM Support Center.
EC3	04070012	IBM Internal Only	Contact the IBM Support Center.
EC3	04070013	IBM Internal Only	Contact the IBM Support Center.
EC3	04070014	IBM Internal Only	Contact the IBM Support Center.
EC3	04080001	IBM Internal Only	Contact the IBM Support Center.
EC3	04080002	IBM Internal Only	Contact the IBM Support Center.
EC3	04080003	IBM Internal Only	Contact the IBM Support Center.
EC3	04080005	IBM Internal Only	Contact the IBM Support Center.
EC3	04080006	IBM Internal Only	Contact the IBM Support Center.
EC3	04080007	IBM Internal Only	Contact the IBM Support Center.
EC3	04080008	IBM Internal Only	Contact the IBM Support Center.
EC3	04080009	IBM Internal Only	Contact the IBM Support Center.
EC3	0408000A	IBM Internal Only	Contact the IBM Support Center.
EC3	04090008	IBM Internal Only	Contact the IBM Support Center.
EC3	040A0001	IBM Internal Only	Contact the IBM Support Center.
EC3	040A0002	IBM Internal Only	Contact the IBM Support Center.
EC3	040A0003	IBM Internal Only	Contact the IBM Support Center.
EC3	040B0001	IBM Internal Only	Contact the IBM Support Center.
EC3	040B0002	IBM Internal Only	Contact the IBM Support Center.
EC3	040B0003	IBM Internal Only	Contact the IBM Support Center.
EC3	040B0004	IBM Internal Only	Contact the IBM Support Center.
EC3	040B0005	IBM Internal Only	Contact the IBM Support Center.
EC3	040C0001	IBM Internal Only	Contact the IBM Support Center.
EC3	040C0002	IBM Internal Only	Contact the IBM Support Center.
EC3	040C0003	IBM Internal Only	Contact the IBM Support Center.
EC3	040D0001	IBM Internal Only	Contact the IBM Support Center.

Table 11. WebSphere for z/OS abend codes (continued)

Abend Code	Abend Reason	Explanation	Suggested Action
EC3	04110001	BBOOSRQA routine is loaded into the wrong address. The routine should be in common.	The product was built or installed incorrectly. BBOOSRQA should reside in LPA and not be included in the STEPLIB/JOBLIB of the WebSphere daemon address space.
EC3	04110002	IBM Internal Only	Contact the IBM Support Center.
EC3	04130001	Control region issued a ABTERM for this server region because WLM queue or OTS timeout occurred. Code under dispatch could have been in a tight loop.	If the transaction timed out, increase the timeout value and try the transaction again. If the method being dispatched was in a loop, correct the method and try again.
EC3	04140001	IBM Internal Only	Contact the IBM Support Center.
EC3	04140002	IBM Internal Only	Contact the IBM Support Center.
EC3	04140003	IBM Internal Only	Contact the IBM Support Center.
EC3	04140004	IBM Internal Only	Contact the IBM Support Center.
EC3	04140005	Processing in a server region was halted because it was detected that the CB Daemon was not active.	The CB Daemon is required for CB servers to be active. All CB servers should terminate if the Daemon ends. This abend may occur if the servers are processing work when the Daemon terminates. Restart the Daemon when ready.
EC3	04140006	IBM Internal Only	Contact the IBM Support Center.
EC3	04140007	IBM Internal Only	Contact the IBM Support Center.
EC3	04150001	IBM Internal Only	Contact the IBM Support Center.
EC3	04150002	IBM Internal Only	Contact the IBM Support Center.
EC3	04160002	IBM Internal Only	Contact the IBM Support Center.
EC3	04160004	IBM Internal Only	Contact the IBM Support Center.
EC3	04160005	IBM Internal Only	Contact the IBM Support Center.
EC3	04160006	IBM Internal Only	Contact the IBM Support Center.
EC3	04160007	IBM Internal Only	Contact the IBM Support Center.
EC3	04160008	IBM Internal Only	Contact the IBM Support Center.
EC3	04160009	IBM Internal Only	Contact the IBM Support Center.
EC3	0416000A	IBM Internal Only	Contact the IBM Support Center.
EC3	0416000B	IBM Internal Only	Contact the IBM Support Center.
EC3	04160014	IBM Internal Only	Contact the IBM Support Center.
EC3	041A0002	IBM Internal Only	Contact the IBM Support Center.
EC3	041A0003	IBM Internal Only	Contact the IBM Support Center.
EC3	041A0004	IBM Internal Only	Contact the IBM Support Center.
EC3	041A0005	IBM Internal Only	Contact the IBM Support Center.
EC3	041A0006	IBM Internal Only	Contact the IBM Support Center.
EC3	041A0007	IBM Internal Only	Contact the IBM Support Center.
EC3	041A0008	IBM Internal Only	Contact the IBM Support Center.
EC3	041A0009	IBM Internal Only	Contact the IBM Support Center.

## Abend (reason) codes

Table 11. WebSphere for z/OS abend codes (continued)

Abend Code	Abend Reason	Explanation	Suggested Action
EC3	041A000A	IBM Internal Only	Contact the IBM Support Center.
EC3	041A000B	IBM Internal Only	Contact the IBM Support Center.
EC3	041A0013	IBM Internal Only	Contact the IBM Support Center.
EC3	04200001	IBM Internal Only	Contact the IBM Support Center.
EC3	04220001	IBM Internal Only	Contact the IBM Support Center.
EC3	04220002	IBM Internal Only	Contact the IBM Support Center.
EC3	04220003	IBM Internal Only	Contact the IBM Support Center.
EC3	04220004	IBM Internal Only	Contact the IBM Support Center.
EC3	04220005	IBM Internal Only	Contact the IBM Support Center.
EC3	0422000C	IBM Internal Only	Contact the IBM Support Center.
EC3	0422000D	IBM Internal Only	Contact the IBM Support Center.
EC3	0422000E	IBM Internal Only	Contact the IBM Support Center.
EC3	04230001	IBM Internal Only	Contact the IBM Support Center.
EC3	04230002	IBM Internal Only	Contact the IBM Support Center.
EC3	04230003	IBM Internal Only	Contact the IBM Support Center.
EC3	05010001	IBM Internal Only	Contact the IBM Support Center.
EC3	09020001	This WebSphere for z/OS program does not have the required authorization. The program properties table (PPT) in the SCHEDxx parmlib member contains incorrect information for the program.	If the abend occurred in a daemon or a control region, see the instructions in the WebSphere Application Server for z/OS and OS/390 Installation and Customization guide in Chapter 5 "Performing Advanced Tasks" for changing the SCHEDxx parmlib member. If the abend occurred in a server region, report this error to your next level of support or to the IBM Support Center.
EC3	09020002	IBM Internal Only	Contact the IBM Support Center.
EC3	09020003	IBM Internal Only	Contact the IBM Support Center.
EC3	09030001	IBM Internal Only	Contact the IBM Support Center.
EC3	09030002	IBM Internal Only	Contact the IBM Support Center.
EC3	09030003	IBM Internal Only	Contact the IBM Support Center.
EC3	09030005	IBM Internal Only	Contact the IBM Support Center.
EC3	09040005	IBM Internal Only	Contact the IBM Support Center.
EC3	09040006	IBM Internal Only	Contact the IBM Support Center.
EC3	09040007	IBM Internal Only	Contact the IBM Support Center.
EC3	09040009	IBM Internal Only	Contact the IBM Support Center.
EC3	0904000A	IBM Internal Only	Contact the IBM Support Center.
EC3	0904000B	IBM Internal Only	Contact the IBM Support Center.
EC3	0904000C	IBM Internal Only	Contact the IBM Support Center.
EC3	09050006	IBM Internal Only	Contact the IBM Support Center.
EC3	09060007	IBM Internal Only	Contact the IBM Support Center.
EC3	09070001	IBM Internal Only	Contact the IBM Support Center.



Table 11. WebSphere for z/OS abend codes (continued)

Abend Code	Abend Reason	Explanation	Suggested Action
EC3	09070002	IBM Internal Only	Contact the IBM Support Center.
EC3	09070003	IBM Internal Only	Contact the IBM Support Center.
EC3	09070004	IBM Internal Only	Contact the IBM Support Center.
EC3	09070005	IBM Internal Only	Contact the IBM Support Center.
EC3	09070006	IBM Internal Only	Contact the IBM Support Center.
EC3	09070007	IBM Internal Only	Contact the IBM Support Center.
EC3	09070008	IBM Internal Only	Contact the IBM Support Center.
EC3	09070009	IBM Internal Only	Contact the IBM Support Center.
EC3	0907000A	IBM Internal Only	Contact the IBM Support Center.
EC3	0907000C	IBM Internal Only	Contact the IBM Support Center.
EC3	0907000D	IBM Internal Only	Contact the IBM Support Center.
EC3	0907000E	IBM Internal Only	Contact the IBM Support Center.
EC3	0907000F	IBM Internal Only	Contact the IBM Support Center.
EC3	09090001	IBM Internal Only	Contact the IBM Support Center.
EC3	090A0001	IBM Internal Only	Contact the IBM Support Center.
EC3	090A0002	IBM Internal Only	Contact the IBM Support Center.
EC3	090B0001	IBM Internal Only	Contact the IBM Support Center.
EC3	090B0003	IBM Internal Only	Contact the IBM Support Center.
EC3	090B0004	IBM Internal Only	Contact the IBM Support Center.
EC3	090B0005	IBM Internal Only	Contact the IBM Support Center.
EC3	090B0006	IBM Internal Only	Contact the IBM Support Center.
EC3	090B0008	IBM Internal Only	Contact the IBM Support Center.
EC3	090B0009	IBM Internal Only	Contact the IBM Support Center.
EC3	090B000A	IBM Internal Only	Contact the IBM Support Center.
EC3	090B000B	IBM Internal Only	Contact the IBM Support Center.
EC3	090B000C	IBM Internal Only	Contact the IBM Support Center.
EC3	090B000D	IBM Internal Only	Contact the IBM Support Center.
EC3	090B000E	IBM Internal Only	Contact the IBM Support Center.
EC3	090B000F	IBM Internal Only	Contact the IBM Support Center.
EC3	090C0001	IBM Internal Only	Contact the IBM Support Center.
EC3	090C0003	IBM Internal Only	Contact the IBM Support Center.
EC3	090C0004	IBM Internal Only	Contact the IBM Support Center.
EC3	090D0001	IBM Internal Only	Contact the IBM Support Center.
EC3	090D0002	IBM Internal Only	Contact the IBM Support Center.



## Abend (reason) codes

Table 11. WebSphere for z/OS abend codes (continued)

Abend Code	Abend Reason	Explanation	Suggested Action
EC3	090D0003	A non-zero return code was received from the RRS Context Service CTXSWCH which was issued by the RRContext::Switch routine. The RRS Context Services return code is in register 0 at the time of the abend. The address of the RRS Context Token involved is in register 2 at the time of the abend.	Use the RRS Context Services return code to determine the cause of the failure.

---

## Appendix A. VERBEXIT CBDATA subcommand — format WebSphere for z/OS data

**Note:** Use this command when instructed by your IBM service representative.

VERBEXIT is an IPCS subcommand used to invoke an installation-supplied or an IBM-supplied verb exit routine to display dump information. You can specify the CBDATA verb name and optional parameters on the VERBEXIT subcommand to format diagnostic data for the WebSphere for z/OS component of z/OS or OS/390. You can use this command to display formatted control block information while browsing dump storage. Formatted control blocks are easier to read.

**Tip:** See *z/OS MVS IPCS Commands, SA22-7594*, for more information about the VERBEXIT subcommand.

### Format of the VERBEXIT CBDATA subcommand:

```
VERBEXIT CBDATA [ 'parameter [,parameter]...' ]
```

### CBDATA displays the following:

- The WebSphere for z/OS global control blocks
- The WebSphere for z/OS address space control blocks
- The WebSphere for z/OS address space control blocks with only one WebSphere for z/OS TCB
- ORB control block information.

### The syntax of the parameter is:

Use these parameters to format the data areas. If you omit the parameters, the default is GLOBAL.

#### GLOBAL (default)

Formats WebSphere for z/OS global vector data. Displays the following formatted WebSphere for z/OS control blocks:

- BGVT address — z/OS Global Vector table
- ASR Table and ASR Table entries — Active Server Resposity information

#### ASID(asid-number)

Formats WebSphere for z/OS address space information. Displays the following formatted WebSphere for z/OS control blocks:

- BACB — z/OS Address Space Control block
- BTRC,TBUFSET,TBUF — z/OS Component trace control blocks
- BOAM,BOAMX — z/OS BOA control blocks
- ACRW queue — Application Control Region Work element control blocks
- DAUE — DB2 Active Server (ASR) Table
- BTCB queues — z/OS Control information

#### ASID(asid-number) BTCB(btcb\_address)

Displays the following formatted WebSphere for z/OS control blocks and the specified BTCB:

- BACB — z/OS Adress Space Control block
- BTRC,TBUFSET,TBUF — z/OS Component trace control blocks

- BOAM,BOAMX — z/OS BOA control blocks
- ACRW queue — Application Control Region Work element control blocks
- DAUE — DB2 ASR Table
- BTCB — z/OS TCB
- Displays ORB information for the WebSphere for z/OS TCB

**ASID(asid-number) ORB(orb\_address)**

Formats ORB information for a task. Displays ORB information.

---

## Appendix B. Automation-gearred messages

*Table 12. Messages that can help with automation*

BBOU0001I	BBOU0158E
BBOU0002I	BBOU0174E
BBOU0003E	BBOU0175E
BBOU0004I	BBOU0246I
BBOU0005I	BBOU0247E
BBOU0006E	BBOU0366E
BBOU0007I	BBOU0367E
BBOU0008I	BBOU0368E
BBOU0009E	BBOU0370E
BBOU0010I	BBOU0371E
BBOU0016I	BBOU0372E
BBOU0018E	BBOU0373E
BBOU0020I	BBOU0374E
BBOU0021I	BBOU0375E
BBOU0038W	BBOU0376E
BBOU0039E	BBOU0377W
BBOU0070W	BBOU0378W
BBOU0101W	BBOU0379E
BBOU0126I	BBOU0516E
BBOU0127E	BBOU0694I
	BBOU0695I



---

## Appendix C. Valid WebSphere for z/OS error (minor) code component ranges

Table 13. Valid error (minor) code component ranges

Range (C9C2xxxx)	Component
0000-03FF	RAS
0400-07FF	OS/390 "utilities" (part of ORB)
0800-0BFF	COS
0C00-0FFF	Communications
1000-13FF	ORB
1400-17FF	IM (Instance Management)
1800-1BFF	OTS (Object Transaction Services)
1C00-1FFF	Shasta runtime
2000-23FF	System Management
2400-27FF	OS/390 services (part of ORB)
2800-2BFF	Daemon (part of COMM)
2C00-2FFF	Events
3000-33FF	COS/Externalization
3400-37FF	COS/Lifecycle
3800-3BFF	COS/Naming
3C00-3FFF	Identity (part of COS/Externalization)
4000-43FF	COS/Security
4400-47FF	IR (Interface Repository)
4800-4BFF	Query
4C00-4FFF	Adapter
5000-53FF	Collections
5400-57FF	JAVA_ORB
5800-5BFF	J2EE





---

## Appendix D. The WebSphere Application Server for z/OS and OS/390 Error Dump and Cleanup interface

**Note:** This appendix contains Programming Interface and Associated Guidance Information.

The WebSphere for z/OS Error Dump and Cleanup (BBORLEXT) interface exists to call the WebSphere for z/OS in a recovery environment to allow it to take a dump and clean up WebSphere resources.

The interface will:

- Save the function and DLL names of the failing z/OS component into the SDWA.
- Determine whether or not to issue an SDUMP, if relevant to the time-of-failure environment.
- Clean up z/OS internal structures and connections.

---

### Program requirements

This interface **MUST** be called from within a WebSphere for z/OS Daemon, Control Region, or Server Region. There are no restrictions against in which recovery environment, such as an ESTAE or FRR routine, the caller must reside.

---

### General information

Interface:	BALR to BBORLEXT
Address of routine:	(ECVT+'234'x)+'20'x
Address mode:	AMODE 31, RMODE any
State:	Allow problem program state, task mode
Cross memory mode:	PASN=HASN=SASN (non-cross memory)
Return codes:	No return codes
Function:	Clean-up various WebSphere for z/OS resources and possibly issue an SVC dump for the current address space

---

### Input register information

The contents of the registers are as follows:

1	Contains the address of the SDWA
14	Contains the return address
15	Contains the entry point address of BBORLEXT

---

### Output register information

When control returns to the caller, the contents of the registers are as follows:

0-1	Used as a work register by the system
-----	---------------------------------------

2-14	Unchanged
15	Used as a work register by the system

**Note:** Some callers depend on register contents remaining the same before and after issuing a service. If the system changes the contents of registers on which the caller depends, the caller must save them before issuing the service and restore them after the system returns control.

**Note:** A dump will not occur for X22 abends or for certain reason codes from 0D6, 052, 067, CC3, and DC3 abends. There may also be other error conditions that will not create a dump.

---

## Example

### Example

Here is an example of how to call this routine in assembler:

```

LA 1,SDWA      Load SDWA@ in Reg 1
L 15,(0,16)    Load CVT address
L 15,140(,15)  Load ECVT address
L 15,564(,15)  Load address of z/OS structure
L 15,32(,15)   Load address of z/OS routine
BALR 14,15     Invoke z/OS routine

```

---

## Appendix E. Notices

This information was developed for products and services offered in the U.S.A. IBM may not offer the products, services, or features discussed in this document in other countries. Consult your local IBM representative for information on the products and services currently available in your area. Any reference to an IBM product, program, or service is not intended to state or imply that only that IBM product, program, or service may be used. Any functionally equivalent product, program, or service that does not infringe any IBM intellectual property right may be used instead. However, it is the user's responsibility to evaluate and verify the operation of any non-IBM product, program, or service.

IBM may have patents or pending patent applications covering subject matter described in this document. The furnishing of this document does not give you any license to these patents. You can send license inquiries, in writing, to:

IBM Director of Licensing  
IBM Corporation  
North Castle Drive  
Armonk, NY 10504-1785  
USA

For license inquiries regarding double-byte (DBCS) information, contact the IBM Intellectual Property Department in your country or send inquiries, in writing, to:

IBM World Trade Asia Corporation  
Licensing  
2-31 Roppongi 3-chome, Minato-ku  
Tokyo 106, Japan

**The following paragraph does not apply to the United Kingdom or any other country where such provisions are inconsistent with local law:**

INTERNATIONAL BUSINESS MACHINES CORPORATION PROVIDES THIS PUBLICATION "AS IS" WITHOUT WARRANTY OF ANY KIND, EITHER EXPRESS OR IMPLIED, INCLUDING, BUT NOT LIMITED TO, THE IMPLIED WARRANTIES OF NON-INFRINGEMENT, MERCHANTABILITY OR FITNESS FOR A PARTICULAR PURPOSE. Some states do not allow disclaimer of express or implied warranties in certain transactions, therefore, this statement may not apply to you.

This information could include technical inaccuracies or typographical errors. Changes are periodically made to the information herein; these changes will be incorporated in new editions of the publication. IBM may make improvements and/or changes in the product(s) and/or the program(s) described in this publication at any time without notice.

Any references in this information to non-IBM Web sites are provided for convenience only and do not in any manner serve as an endorsement of those Web sites. The materials at those Web sites are not part of the materials for this IBM product and use of those Web sites is at your own risk.

IBM may use or distribute any of the information you supply in any way it believes appropriate without incurring any obligation to you.

Licensees of this program who wish to have information about it for the purpose of enabling: (i) the exchange of information between independently created programs and other programs (including this one) and (ii) the mutual use of the information which has been exchanged, should contact:

IBM Corporation  
Mail Station P300  
2455 South Road  
Poughkeepsie, NY 12601-5400  
USA

Such information may be available, subject to appropriate terms and conditions, including in some cases, payment of a fee.

The licensed program described in this information and all licensed material available for it are provided by IBM under terms of the IBM Customer Agreement, IBM International Program License Agreement, or any equivalent agreement between us.

Any performance data contained herein was determined in a controlled environment. Therefore, the results obtained in other operating environments may vary significantly. Some measurements may have been made on development-level systems and there is no guarantee that these measurements will be the same on generally available systems. Furthermore, some measurement may have been estimated through extrapolation. Actual results may vary. Users of this document should verify the applicable data for their specific environment.

Information concerning non-IBM products was obtained from the suppliers of those products, their published announcements or other publicly available sources. IBM has not tested those products and cannot confirm the accuracy of performance, compatibility or any other claims related to non-IBM products. Questions on the capabilities of non-IBM products should be addressed to the suppliers of those products.

All statements regarding IBM's future direction or intent are subject to change or withdrawal without notice, and represent goals and objectives only.

This information is for planning purposes only. The information herein is subject to change before the products described become available.

---

## Examples in this book

The examples in this book are samples only, created by IBM Corporation. These examples are not part of any standard or IBM product and are provided to you solely for the purpose of assisting you in the development of your applications. The examples are provided "as is." IBM makes no warranties express or implied, including but not limited to the implied warranties of merchantability and fitness for a particular purpose, regarding the function or performance of these examples. IBM shall not be liable for any damages arising out of your use of the examples, even if they have been advised of the possibility of such damages.

These examples can be freely distributed, copied, altered, and incorporated into other software, provided that it bears the above disclaimer intact.

---

## Trademarks

The following terms are trademarks or registered trademarks of International Business Machines Corporation in the United States, other countries, or both:

CICS	MVS
DB2	OS/390
IBM	RACF
IMS	S/390
IMS/ESA	VTAM
Language Environment	WebSphere
	z/OS

Java and all Java-based trademarks are trademarks of Sun Microsystems, Inc. in the United States, other countries, or both.

Microsoft, ActiveX, Visual Basic, Visual C++, Windows, Windows NT, and the Windows logo are trademarks or registered trademarks of Microsoft Corporation in the United States, other countries, or both.

UNIX is a registered trademark of The Open Group in the United States and other countries.

Other company, product, or service names may be trademarks or service marks of others.

Other company, product, or service names may be trademarks or service marks of others.

---

## Programming interface information

This publication documents information that is NOT intended to be used as Programming Interfaces of WebSphere for z/OS.



---

## Glossary

For more information on terms used in this book, refer to one of the following sources:

- Sun Microsystems Glossary of Java Technology-Related Terms, located on the Internet at:  
<http://java.sun.com/docs/glossary.html>
- *IBM Glossary of Computing Terms*, located on the Internet at:  
<http://www.ibm.com/ibm/terminology/>
- The Sun Web site, located on the Internet at:  
<http://www.sun.com/>









Program Number: 5655-F31

Printed in the United States of America

GA22-7837-07

