



IBM Transformation: Major IT Virtualization Initiative

Janice Fischer
Vice President, IT Optimization
October 15, 2008



IBM Virtualization – Enterprise Data Center Journey

Agenda

- IBM IT Infrastructure Transformation
- Enterprise Virtualization and Progress
- Program Model and Workload Selection
- Business Case and Benefits
- Lessons Learned/Critical Success Factors



Project 'Big Green'



Double compute capacity with no increase in consumption or impact by 2010



Major proof point for Project Big Green

IBM'S PROJECT BIG GREEN SPURS GLOBAL SHIFT TO LINUX ON MAINFRAME

ARMONK, NY, August 1, 2007

IBM to reallocate \$1 billion each year

- To accelerate "green" technologies and services
- To offer a roadmap for clients to address the IT energy crisis while leveraging IBM hardware, software, services, research, and financing teams
- To create a global "green" team of almost 1,000 energy efficiency specialists from across IBM

Re-affirming a long standing IBM commitment

- Energy conservation efforts from 1990 – 2005 have resulted in a 40% reduction in CO2 emissions and a quarter billion dollars of energy savings
- Annually invest \$100M in infrastructure to support remanufacturing and recycling best practices

- *IBM will consolidate and virtualize thousands of servers onto approximately 30 IBM System z™ mainframes*
- *Substantial savings expected in multiple dimensions: energy, software and system support costs*
- *The consolidated environment will use 80% less energy and 85% less floor space*
- *This transformation is enabled by the System z sophisticated virtualization capability*



Think what we could do for you

IBM's own transformation experience

IBM IT Transformation

- ✓ IBM's IT transformation continues: our own IT investments over the past 5 years have delivered a cumulative benefit yield of \$4.1B

Data Center Efficiencies Achieved

- ✓ Consolidation of infrastructure, applications
- ✓ Enterprise architecture optimization
- ✓ Global resource deployment, Globally Integrated Enterprise

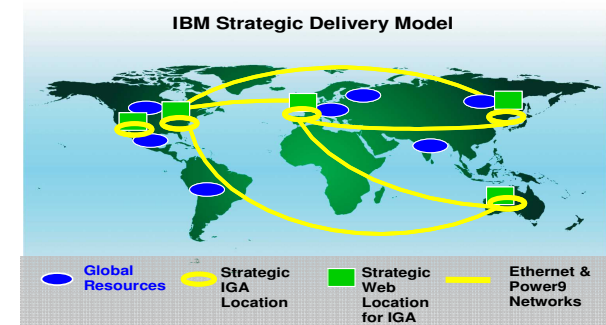
Next Level of Infrastructure Challenge

- ✓ Floor space challenges in key facilities
- ✓ Underutilized assets in outdated Web infrastructure
- ✓ Continued infrastructure cost pressure
- ✓ Increase % IT spending to transformation initiatives

The New Enterprise Data Center

- ✓ Project Big Green: 2X existing capacity, no increase in consumption or impact by 2010
- ✓ Highly virtualized and pooled resources, compelling results

	1997	Today
CIOs	128	1
Host data centers	155	7
Web hosting centers	80	5
Network	31	1
Applications	15,000	4,700



Stages of Adoption: IBM Journey

Simplified

Drives IT efficiency



- Physical consolidation of data centers, networks and applications
- Simple like-for-like server and storage virtualization
- Service tools, energy facilities mgmt

Shared

Rapid deployment of new infrastructure and services



- Significant progress toward highly virtualized environment to enable pooled System z, x, Power Systems, and storage
- Green production and advanced data center facilities
- Shared service delivery model

Dynamic

Highly responsive and business goal driven




- IBM Research “Cloud”
- Business-driven service management pilots
- Globally Integrated Enterprise

Enterprise Business Value – Expectations



Business case

- Early modeling identified significant potential for savings
- TCO virtualization assessment as cross-IBM effort
- Leverage IBM technology and capabilities



Energy savings

- Annual energy usage to be reduced by 80%
- Total floor space to be reduced by 85%
 - 11,045 square feet for distributed solution
 - 1,643 square feet for System z solution



Quality service

- Leverage maturity of System z - availability, resiliency
- Reduce complexity, centralize service mgmt
- Dynamic allocation of compute power, provisioning

Comparison of Annual Energy Usage for Workloads

	Distributed Solution		System z Solution	
	Kilowatt hours (K)	Cost* (\$K)	Kilowatt hours (K)	Cost* (\$K)
Power	24,000	\$2,400	4,796	\$479
Cooling**	14,400	\$1,440	2,877	\$287
Total Energy	38,400	\$3,840	7,673	\$767

Virtualization Benefits are Significant; Migration Management is Key

Expected Benefits of Virtualization

- Substantial savings in multiple dimensions: energy, software and system support costs
- 80% less energy, 85% less floor space for consolidated environment
- Improved inventory hygiene, including application to server mapping
- Dramatically faster provisioning
- Improved security and resiliency
- Higher quality through reduced complexity, increased stability and availability

Large Scale Migration Challenges Exist

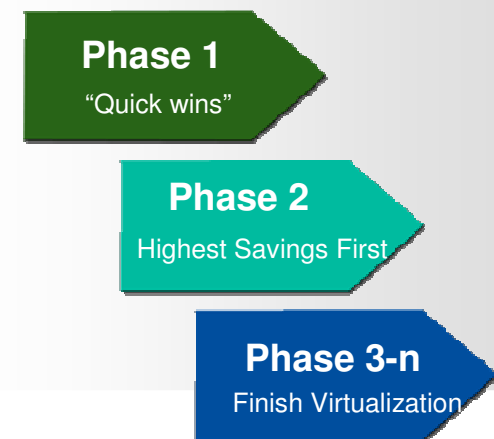
- Decision-making: Integrating Enterprise and Business Unit view
- Mindset/Culture related to distributed and mainframe worlds
- Workload selection - multidimensional nature of selection process
- Dated inventory records that are not centrally maintained
- Detailed data required for internal business case
- Project and program complexity – integrating multiple priorities



Clients are able to leverage IBM experience and capabilities to accelerate value

IBM System z Linux Virtualization Progress

- **Established phased approach**
 - Migrated initial servers from early 'wave' teams
 - Thousands of servers inventoried
 - Decommission pipeline of hundreds of servers for reuse or removal
- **Comprehensive project plan and management system in place**
 - Integrated business priorities with transformational objectives
 - 'Work in progress' approach to maximize server migrations
 - Pipeline, process, technical, finance and communications support
- **Benefits are on track with expectations**
 - Migration management key
 - Business case is compelling
 - Using System z10 technology, the number of machines could be cut by about half, with greater savings in energy, floor space, software and support costs
- **Technical solution, education plan and operational plan developed**
 - Built upon IBM prior consolidation/simplification efforts, utilizing IBM offerings and capabilities
- **IBM experience is driving Time to Value initiatives, integrated into IBM capabilities**
- **Highest level of support from IBM senior executive team**



IBM is Using a 'Work in Process' Approach to Manage the Migration

Management Approach and Reporting

- Process approach borrowed from factory line management
- Metrics for each process and sub-process
- Quality measured with process fallout – tracked by cause
- Daily status calls for issue resolution
- Weekly status reporting for CIO and management team

Weekly Pipeline Summary - Server Metrics


IBM ECM End to End Process

Project Phase	Server Inventory Verification	Server / Application Qualification	Migration Planning	Server / Application Migration	Post Production	Total Servers In Pipeline
Ph 1: US						
Ph 2: US						
Ph 3: Americas						
Ph 4: Europe						
Ph 5: AP/Japan						
Total						

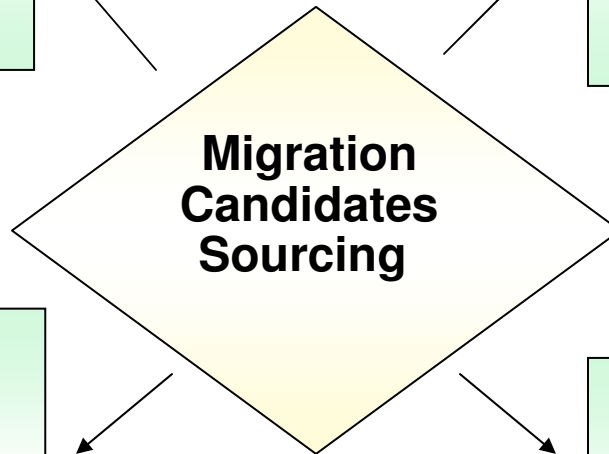
Pipeline Management	Finance	Comms	Process	Technical Solution
---------------------	---------	-------	---------	--------------------

Enterprise Approach to Workload Migration

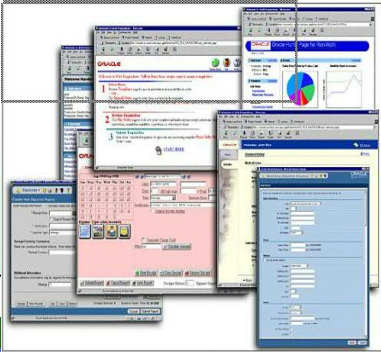
Location View
 Boulder
 Poughkeepsie
 Portsmouth
 Raleigh
 Rochester
 Southbury





Environment View
 Managed 'Offerings'
 Development
 Intranet
 BU Environments

Application View
 Business Unit Partnership



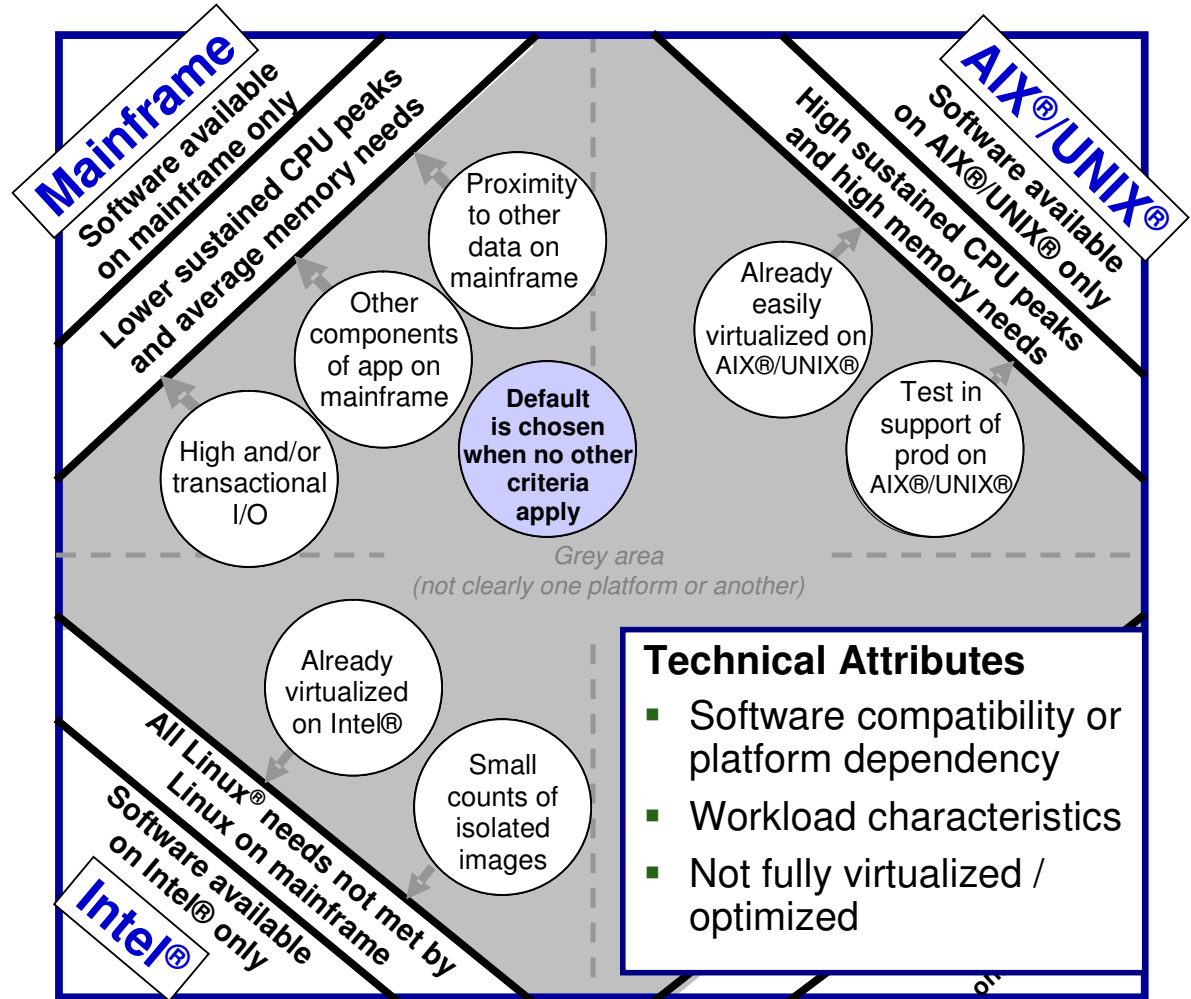
Technology View
 Domino
 Email
 Static Web
 DB2
 Linux on x86

Each Workload is Evaluated for Suitability Based on Technical Attributes

Priority Workloads for Consolidation:

- WebSphere® applications
- Domino® Applications
- Selected tools: Tivoli®, WebSphere® and internally developed
- WebSphere MQ
- DB2® Universal Database™



Business critical applications, such as IBM's intranet portal, are successfully moving to System z Linux

Business Challenge

- Employees rely on IBM's intranet portal, the On Demand Workplace, for access to critical business applications. With up to 1.3 million views daily (and growing), it was critical to reduce server sprawl, operating costs and energy footprint while maintaining performance, resiliency and growth.

Solution

- Move the On Demand Workplace development and production environments from distributed to virtualized IBM System z Linux environment.

Benefits

- Reduce data center footprint, realize additional savings from reduction in energy use and staff needed to manage the environment.

Virtualization and consolidation can help reduce the total data center footprint and associated energy use while improving the efficiency of the energy that is used.

– The Enterprise of the Future,
Implications for the CIO
IBM 2008



Business Case Leveraged RACE Tool, Iterative Approach



Utilized RACE commercial modeling tool

- Foundation for internal business case, constructed specific environmental variables

. Created financial plan for “known universe”

- Identified relevant sample (5-10%) of most likely servers to be migrated and gathered financial profile information for each

Engaged SME’s within IBM

- Provided business case assumptions (i.e. depreciation/maintenance), modified as appropriate

Iterative Process

- Continuously engaged with core SME’s to ensure most current information

Project Metrics

- Weekly report of migrated servers and their disposition status (reuse or disposal using GARS*) and Energy Certificate status
- Working to incorporate actuals into the Business Case such that we can refresh our assumptions

**IBM Global Asset Recovery Services*

TCO: A Range of IT Cost Factors – Often Not Considered

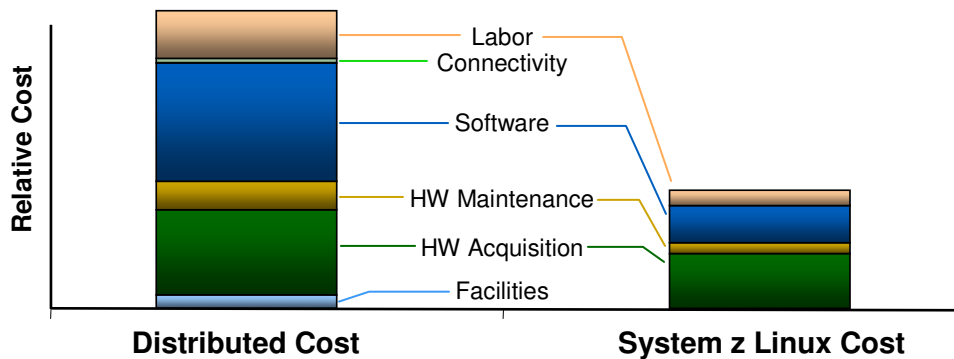
- **Availability**
 - High availability
 - Hours of operation
- **Backup / Restore / Site Recovery**
 - Backup
 - Disaster Scenario
 - Restore
 - Effort for Complete Site Recovery
 - SAN effort
- **Infrastructure Cost**
 - Space
 - Power
 - Network Infrastructure
 - Storage Infrastructure
 - Initial Hardware Costs
 - Software Costs
 - Maintenance Costs
- **Additional development/implementation**
 - Investment for one platform – reproduction for others
- **Controlling and Accounting**
 - Analyzing the systems
 - Cost
- **Operations Effort**
 - Monitoring, Operating
 - Problem Determination
 - Server Management Tools
 - Integrated Server Management – Enterprise Wide
- **Security**
 - Authentication / Authorization
 - User Administration
 - Data Security
 - Server and OS Security
 - RACF vs. other solutions
- **Deployment and Support**
 - System Programming
 - Keeping consistent OS and SW Level
 - Database Effort
 - Middleware
 - SW Maintenance
 - SW Distribution (across firewall)
 - Application
 - Technology Upgrade
 - System Release change without interrupts
- **Operating Concept**
 - Development of an operating procedure
 - Feasibility of the developed procedure
 - Automation
- **Resource Utilization and Performance**
 - Mixed Workload / Batch
 - Resource Sharing
 - shared nothing vs. shared everything
 - Parallel Sysplex vs. Other Concepts
 - Response Time
 - Performance Management
 - Peak handling / scalability
- **Integration**
 - Integrated Functionality vs. Functionality to be implemented (possibly with 3rd party tools)
 - Balanced System
 - Integration of / into Standards
- **Further Availability Aspects**
 - Planned outages
 - Unplanned outages
 - Automated Take Over
 - Uninterrupted Take Over (especially for DB)
 - Workload Management across physical borders
 - Business continuity
 - Availability effects for other applications / projects
 - End User Service
 - End User Productivity
 - Virtualization
- **Skills and Resources**
 - Personnel Education
 - Availability of Resources



Routinely Assessed Cost Factors

Client View of TCO Comparison for Similar Distributed Workload vs. System z Linux results in Potential 60-75% Gross Costs Savings / 5 yrs

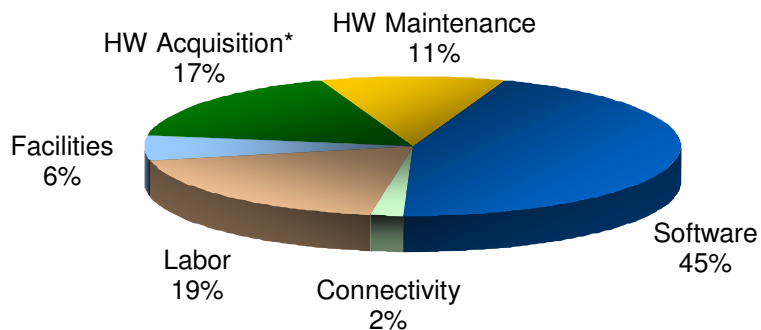
Operating Cost: Distributed vs. Mainframe



Dramatic Simplification

Unit	Distributed	System z Linux	% Reduction
Software Licenses	26,700	1,800	93%
Ports	31,300	960	97%
Cables	19,500	700	96%
Physical Network Connections	15,700	7,000	55%

Potential Savings: Categories as a % of Gross Savings



* HW Acquisition compares server/disk refresh of distributed environment to the cost of acquiring new mainframes/storage

Results will vary based on several factors including # of servers and work load types

Decommission Process Overview



Server available as a result of virtualization efforts

Server Ready



Check for technical viability and asset value to determine if h/w is a redeployment candidate

If redeployed

Request completed to coordinate shipping and update property control

If not redeployed

*Complete Machine List Database and ship to GARS**

Apply to Neuwing for energy efficiency certificates



Tracking tool is updated to reflect disposition of the assets in the project



Capture savings in business plan and business case

**IBM Global Asset Recovery Services*

In addition to compelling savings, by virtualizing distributed workload onto System z Linux, ECM operational benefits are being realized

From application owner perspective ...



- Speed: Rapidly clone environment - hours vs. days vs. weeks
- On demand resources: Add system resources (memory, cpu) as needed
- Scalable growth: I/O intensive workloads and cyclical applications
- Enable new business models: Significantly reduced need for dedicated development and test servers

From infrastructure owner perspective...



- System stability: Server reboot/recycling greatly reduced
- Simplification: Less hardware and related features to manage
- Improved change management: Significantly less security patches to apply
- Increased agility: Managed change during freeze windows

Infrastructure Transformation – Lessons Learned



Preparation

- Enlist a Senior Executive Sponsor for enterprise view
- Motivate Business Units through benefits and incentives
- Build business case and gather data – financial, inventory



Start-Up

- Start with small number of servers and build enterprise view
- Run ops while transforming w/strong PM, dedicated team
- Define reference architecture for 'to be' environment



Execution

- Integrate waves and resources, leverage existing processes
- Enterprise criteria, shared strategy, communicate real-time
- Drive cultural change needed to support transformation

Critical Success Factors

- **Sponsor with an enterprise view**
- **Strategic investment for migration**
- **Clear goals, dedicated team, inclusive leadership for execution of migration**
- **Leveraging talent and capability across all of IBM to drive rapid results**



Trademarks

The following are trademarks of the International Business Machines Corporation in the United States and/or other countries.

AIX*	IBM	System p	WebSphere*
DB2*	IBM Business Partner Logo*	System x	z10
Db2 Universal Database	IBM Logo*	System z	z/OS*
Domino*	POWER5	System z9	zSeries*
GARS	Power Systems	System z10	z/VM*
HiperSockets	System I	Tivoli*	

* Registered trademarks of IBM Corporation

The following are trademarks or registered trademarks of other companies.

Adobe, the Adobe logo, PostScript, and the PostScript logo are either registered trademarks or trademarks of Adobe Systems Incorporated in the United States, and/or other countries.

Cell Broadband Engine is a trademark of Sony Computer Entertainment, Inc. in the United States, other countries, or both and is used under license there from.

Java and all Java-based trademarks are trademarks of Sun Microsystems, Inc. in the United States, other countries, or both.

Microsoft, Windows, Windows NT, and the Windows logo are trademarks of Microsoft Corporation in the United States, other countries, or both.

Intel, Intel logo, Intel Inside, Intel Inside logo, Intel Centrino, Intel Centrino logo, Celeron, Intel Xeon, Intel SpeedStep, Itanium, and Pentium are trademarks or registered trademarks of Intel Corporation or its subsidiaries in the United States and other countries.

UNIX is a registered trademark of The Open Group in the United States and other countries.

Linux is a registered trademark of Linus Torvalds in the United States, other countries, or both.

ITIL is a registered trademark, and a registered community trademark of the Office of Government Commerce, and is registered in the U.S. Patent and Trademark Office.

IT Infrastructure Library is a registered trademark of the Central Computer and Telecommunications Agency, which is now part of the Office of Government Commerce.

* All other products may be trademarks or registered trademarks of their respective companies.

Notes:

Performance is in Internal Throughput Rate (ITR) ratio based on measurements and projections using standard IBM benchmarks in a controlled environment. The actual throughput that any user will experience will vary depending upon considerations such as the amount of multiprogramming in the user's job stream, the I/O configuration, the storage configuration, and the workload processed. Therefore, no assurance can be given that an individual user will achieve throughput improvements equivalent to the performance ratios stated here.

All performance information was determined in a controlled environment. Actual results may vary. Performance information is provided "AS IS" and no warranties or guarantees are expressed or implied by IBM.

IBM hardware products are manufactured from new parts, or new and serviceable used parts. Regardless, our warranty terms apply.

All customer examples cited or described in this presentation are presented as illustrations of the manner in which some customers have used IBM products and the results they may have achieved. Actual environmental costs and performance characteristics will vary depending on individual customer configurations and conditions.

This publication was produced in the United States. IBM may not offer the products, services or features discussed in this document in other countries, and the information may be subject to change without notice. Consult your local IBM business contact for information on the product or services available in your area.

All statements regarding IBM's future direction and intent are subject to change or withdrawal without notice, and represent goals and objectives only.

Information about non-IBM products is obtained from the manufacturers of those products or their published announcements. IBM has not tested those products and cannot confirm the performance, compatibility, or any other claims related to non-IBM products. Questions on the capabilities of non-IBM products should be addressed to the suppliers of those products.

Prices subject to change without notice. Contact your IBM representative or Business Partner for the most current pricing in your geography.