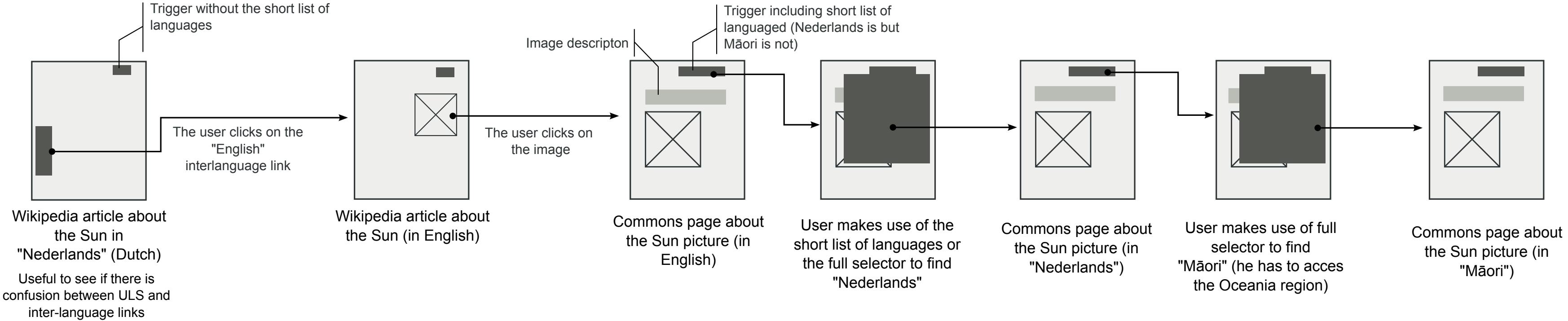


# Test 1: Language changes

After watching a TV documentary about the Solar System you get interested in more information about the sun. When you access the Wikipedia article in your local language, you find there is little information, there is not even a picture of the sun.

### Instructions.

- Access the English version of the article.
- Access to the details of the image (Wikimedia Commons site) and find whether there is information in your local language (link to local version of Commons).
- Imagine that a friend from New Zealand asks you to show him this info in Māori.

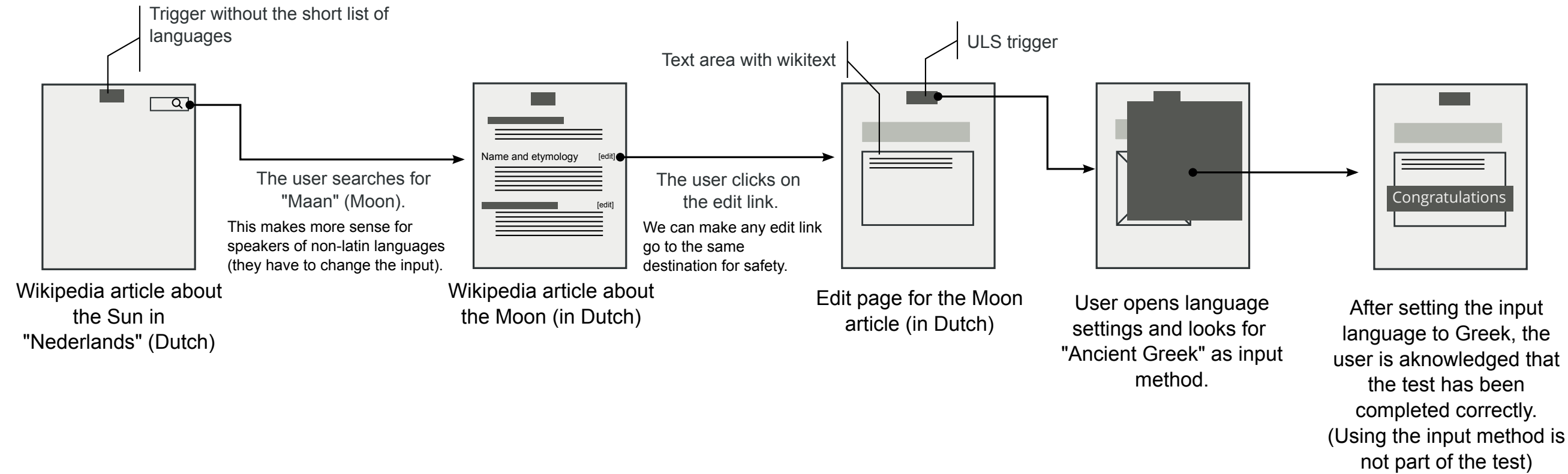


# Test 2: Text input and search

From the local version of the sun article, you are interested in exploring more information about the Solar System. You want to read information about the Moon (in local language) to learn more about our satellite.

**Instructions.**

- From the local-version of the sun article, use the search bar to look for the term "moon" in your local language.
- Edit the section "Name and etymology" to include the following information: "The principal modern English adjective pertaining to the Moon is lunar. Another less common adjective is selenic, derived from the Ancient Greek Selene (Σελήνη)."



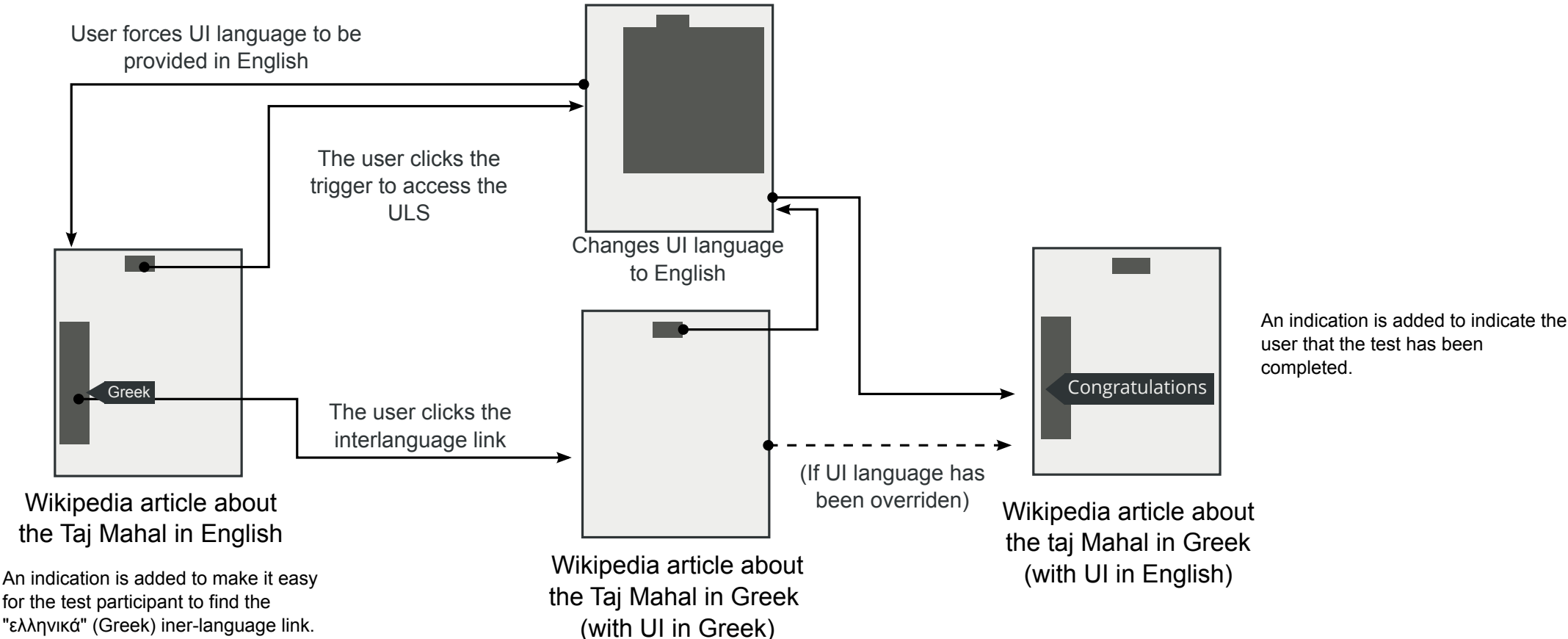
# Test 3: Changing settings

One of your best friends is visiting your country in his honeymoon. He is from Greece and has a thirst for knowledge (especially in sculpture topics), but he does not like computers. You think it is a good idea to download some articles in Greek about tourist locations of your country and print them for him. Since you do not speak Greek, you want to navigate in your own language.

**Instructions.**

- Go to the Taj Mahal article in Greek ("ελληνικά")
- Export to PDF

Feel free to change settings to make the navigation easier in English.



# Test 4: Multiple selection

You discovered a new feature from Wikipedia where you can be notified about cultural-specific information. To subscribe you should indicate the languages you speak.

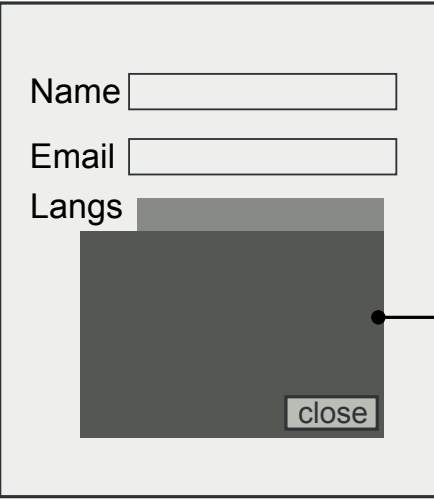
**Instructions.**

- Add the following languages: English, "Netherlands", Arabic and Malayalam.
- Once all are added, remove English from the list.

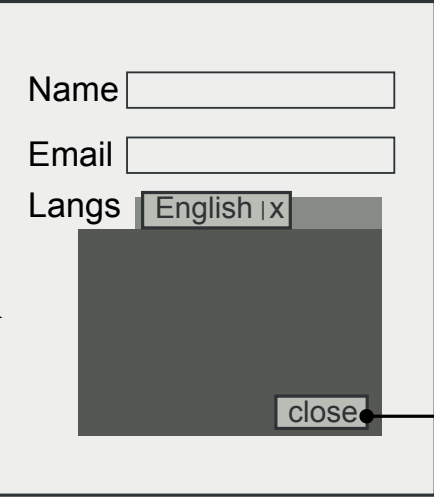


UI for Multiple selection (based on Translate Notifications)

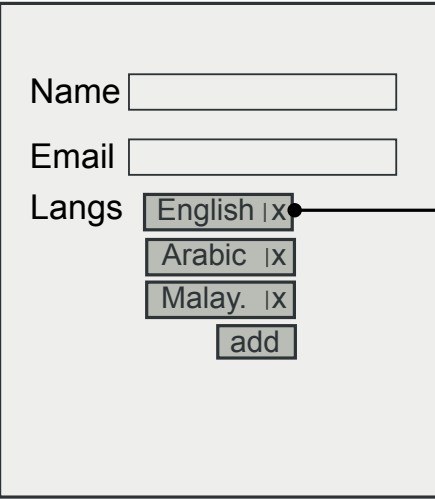
The user clicks the "add" button



The ULS is shown integrated in the language list



Languages are added and the selector is kept open until the user closes it.



The languages selected as shown in the page and can be removed from the list.



The test is completed when the user removes the "English" label.