

# PERSUASIVE WRITING GRAPHIC ORGANIZER

Name: \_\_\_\_\_ Date: \_\_\_\_\_

Topic: \_\_\_\_\_

Opening Sentences:

Transition Word or Phrase

Reason #1 Topic Sentence: \_\_\_\_\_

\_\_\_\_\_

Supporting Details:

1. \_\_\_\_\_

2. \_\_\_\_\_

3. \_\_\_\_\_

Transition Word or Phrase

Reason #2 Topic Sentence: \_\_\_\_\_

---

---

Supporting Details:

1. \_\_\_\_\_

2. \_\_\_\_\_

3. \_\_\_\_\_

Transition Word or Phrase

Reason #3 Topic Sentence: \_\_\_\_\_

---

---

Supporting Details:

1. \_\_\_\_\_

2. \_\_\_\_\_

3. \_\_\_\_\_

Concluding Summary: \_\_\_\_\_

---

---

---

---

---

---

---

What vocabulary words will I use to make my argument in a strong but polite way? \_\_\_\_\_

---

---

---

---

---

---

---

# PERSUASIVE ESSAY ORGANIZER

Name: \_\_\_\_\_

Date: \_\_\_\_\_

## INTRODUCTION

Main Idea Topic Sentence: \_\_\_\_\_

Supporting Reasons: Body 1 \_\_\_\_\_

Body 2 \_\_\_\_\_

Body 3 \_\_\_\_\_

Conclusion sentence: \_\_\_\_\_

## BODY #1

Reason #1 \_\_\_\_\_

Detail/Example 1 \_\_\_\_\_

Detail/Example 2 \_\_\_\_\_

Detail/Example 3 \_\_\_\_\_

Conclusion sentence: \_\_\_\_\_

## BODY #2

Reason #2 \_\_\_\_\_

Detail/Example 1 \_\_\_\_\_

Detail/Example 2 \_\_\_\_\_

Detail/Example 3 \_\_\_\_\_

Conclusion sentence: \_\_\_\_\_

## BODY #3

Reason #3 \_\_\_\_\_

Detail/Example 1 \_\_\_\_\_

Detail/Example 2 \_\_\_\_\_

Detail/Example 3 \_\_\_\_\_

Conclusion sentence: \_\_\_\_\_

## CONCLUSION

Restate Main Idea: \_\_\_\_\_

Restate Supporting Reasons: 1 \_\_\_\_\_

2 \_\_\_\_\_

3 \_\_\_\_\_

Recommendations and/or Predictions: \_\_\_\_\_

**MY OPINION**  
**A GRAPHIC ORGANIZER**

Name: \_\_\_\_\_ Date: \_\_\_\_\_

**My Opinion:**


**My Reasons:**

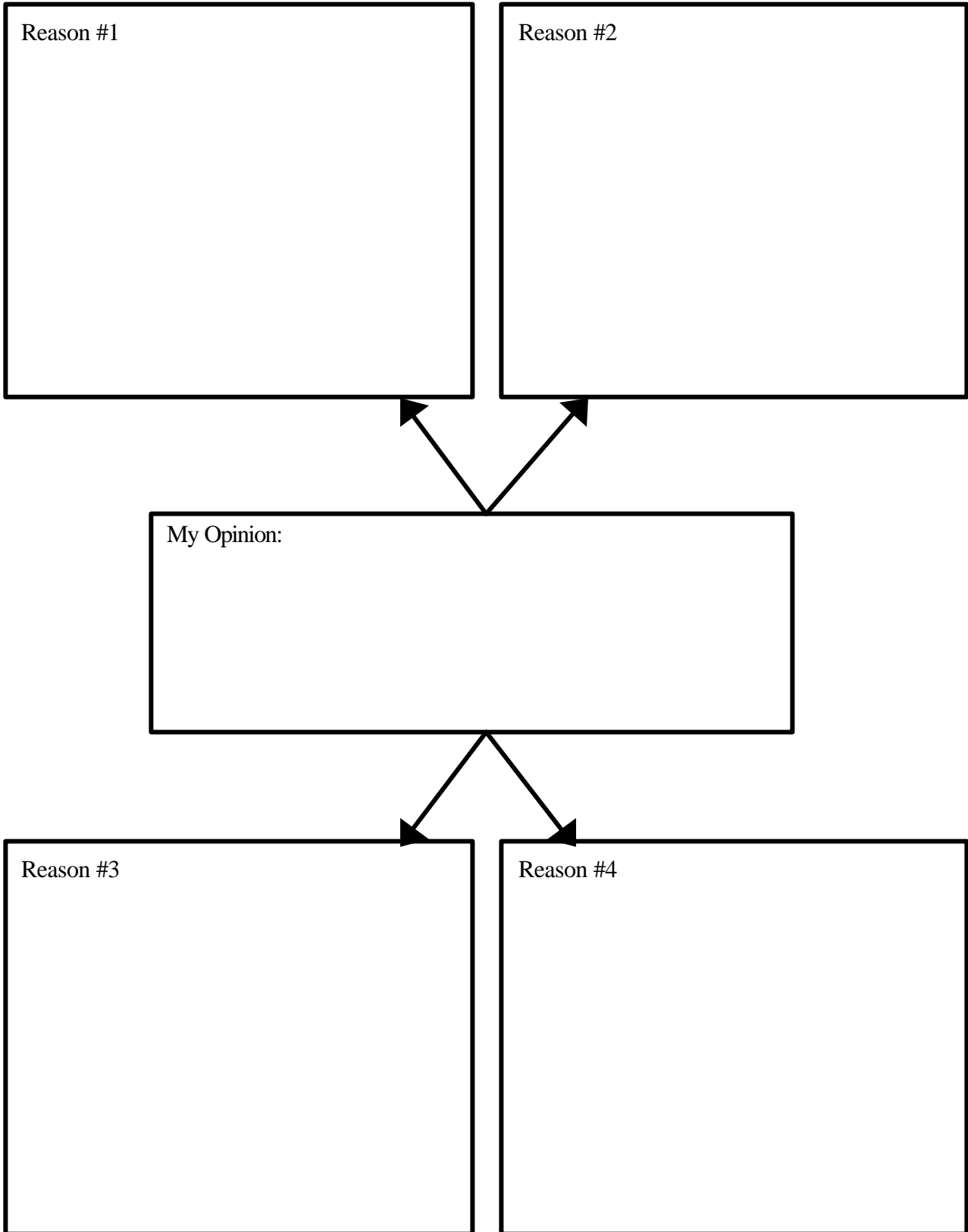
1. \_\_\_\_\_


2. \_\_\_\_\_


3. \_\_\_\_\_


# CONCEPT MAP

Name: \_\_\_\_\_ Date: \_\_\_\_\_



# PERSUASIVE PLANNING SHEET

Name: \_\_\_\_\_ Date: \_\_\_\_\_

Paragraph One: Introduction

Introductory Statement: \_\_\_\_\_

\_\_\_\_\_

Background Information: \_\_\_\_\_

\_\_\_\_\_

Main Transition Sentence to Bodies (State your opinions and three reasons): \_\_\_\_\_

\_\_\_\_\_

\_\_\_\_\_

Paragraph Two: Body 1

Topic Sentence: \_\_\_\_\_

\_\_\_\_\_

Support one: \_\_\_\_\_

*Example:* \_\_\_\_\_

Support two: \_\_\_\_\_

*Example:* \_\_\_\_\_

Support three: \_\_\_\_\_

*Example:* \_\_\_\_\_

Closing/Transition Sentence: \_\_\_\_\_

Paragraph Three: Body 2

Topic Sentence: \_\_\_\_\_

\_\_\_\_\_

Support one: \_\_\_\_\_

*Example:* \_\_\_\_\_

Support two: \_\_\_\_\_

*Example:* \_\_\_\_\_

Support three: \_\_\_\_\_

*Example:* \_\_\_\_\_

Closing/Transition Sentence: \_\_\_\_\_

Paragraph Four: Body 3

Topic Sentence: \_\_\_\_\_

\_\_\_\_\_

Support one: \_\_\_\_\_

*Example:* \_\_\_\_\_

Support two: \_\_\_\_\_

*Example:* \_\_\_\_\_

Support three: \_\_\_\_\_

*Example:* \_\_\_\_\_

Closing/Transition Sentence: \_\_\_\_\_

Paragraph Five: Rebuttal

Topic Sentence: \_\_\_\_\_

\_\_\_\_\_

Objection one: \_\_\_\_\_

\_\_\_\_\_

Rebuttal: \_\_\_\_\_

\_\_\_\_\_

Objection two: \_\_\_\_\_

\_\_\_\_\_

Rebuttal: \_\_\_\_\_

\_\_\_\_\_

Objection three: \_\_\_\_\_

\_\_\_\_\_

Rebuttal: \_\_\_\_\_

\_\_\_\_\_

Closing sentence: \_\_\_\_\_

Paragraph Six: Conclusion

Restatement of Opinion: \_\_\_\_\_

\_\_\_\_\_

Powerful Ending: \_\_\_\_\_

\_\_\_\_\_



# PERSUASIVE PLANNER

Name: \_\_\_\_\_ Date: \_\_\_\_\_

## *Introduction:*

Introductory Sentence:

Background Information:

Main Transition Sentence (Opinion, \*1, \*2, \*3):

## *Body 1:*

\*1 Topic Sentence (one main reason):

?? Supporting Argument 1:

Example:

?? Supporting Argument 2:

Example:

?? Supporting Argument 3:

Example:

Transition Sentence/Closing Sentence:

## *Body 2:*

\*2 Topic Sentence (one main reason):

?? Supporting Argument 1:

Example:

?? Supporting Argument 2:

Example:

?? Supporting Argument 3:

Example:

Transition Sentence/Closing Sentence:

*Body 3:*

\*3 Topic Sentence (one main reason):

?? Supporting Argument 1:

Example:

?? Supporting Argument 2:

Example:

?? Supporting Argument 3:

Example:

Transition Sentence/Closing Sentence:

*Rebuttal:*

Topic Sentence (conciliatory tones):

☞☞Objection 1:

Rebuttal:

☞☞Objection 2:

Rebuttal:

☞☞Objection 3:

Rebuttal:

Transition/Closing Sentence:

*Conclusion:*

Restated Opinion (*Hint: re-read introduction*):

Powerful Ending Statement:

## PREPARING TO WRITE YOUR LETTER

Name: \_\_\_\_\_ Date: \_\_\_\_\_

Arguments Against \_\_\_\_\_

Based on your reading of the source materials, list below the most important arguments, or points of view, used to support this position. Also, list the evidence or claims which support each argument.

Arguments Against	Supporting Evidence or Claims

## PREPARING TO WRITE YOUR LETTER

Name: \_\_\_\_\_ Date: \_\_\_\_\_

Arguments For \_\_\_\_\_

Based on your reading of the source materials, list below the most important arguments, or points of view, used to support this position. Also, list the evidence or claims which support each argument.

Arguments For	Supporting Evidence or Claims

# DEBATE PLANNING CHART



## STATING DEBATE ISSUES

Name: \_\_\_\_\_ Date: \_\_\_\_\_

<b>PROPOSITION:</b>	
<b>POSSIBLE AFFIRMATIVE ARGUMENTS</b>	<b>POSSIBLE NEGATIVE ARGUMENTS</b>

# IS THIS A GOOD \_\_\_\_\_?

Name: \_\_\_\_\_ Date: \_\_\_\_\_

 <b>Yes</b>	 <b>No</b>
---	--

**This is why I think so:**

1. \_\_\_\_\_  
\_\_\_\_\_  
\_\_\_\_\_  
\_\_\_\_\_

2. \_\_\_\_\_  
\_\_\_\_\_  
\_\_\_\_\_  
\_\_\_\_\_

3. \_\_\_\_\_  
\_\_\_\_\_  
\_\_\_\_\_  
\_\_\_\_\_

**My idea for a better \_\_\_\_\_ is:**

\_\_\_\_\_

# EXPOSITORY PILLAR-PREWRITING FRAMEWORK

Name: \_\_\_\_\_ Date: \_\_\_\_\_

INTRODUCTION (lead/thesis statement):

MAIN IDEA #1 \_\_\_\_\_

Detail	

MAIN IDEA #2 \_\_\_\_\_

Detail	

MAIN IDEA #3 \_\_\_\_\_

Detail	

CONCLUSION:

# DECISION-MAKING MODEL

Name: \_\_\_\_\_

Date: \_\_\_\_\_

<b>Problem</b>

<b>Goal(s)</b>

<b>Alternatives</b>	<b>Pros (+) &amp; Cons (-)</b>
	(+)
	(-)
	(+)
	(-)
	(+)
	(-)
	(+)
	(-)

<b>Decision(s)</b>

<b>Reason(s)</b>



# PERSUASIVE WRITING ORGANIZER

Name: \_\_\_\_\_ Date: \_\_\_\_\_

## Introduction

Position Sentence

Reason 1:

Reason 2:

Reason 3:

## Paragraph 2

Topic Sentence (Reason 1)

3 examples/details

Closing Sentence

## Paragraph 3

Topic Sentence (Reason 2)

3 examples/details

Closing Sentence

## Paragraph 4

Topic Sentence (Reason 3)

3 examples/details

Closing Sentence

## Conclusion

Restate Position

Sum up major points

Clincher

# ADVANTAGES vs. DISADVANTAGES

Name: \_\_\_\_\_ Date: \_\_\_\_\_

Advantages	Disadvantages

My position on \_\_\_\_\_ is: \_\_\_\_\_.

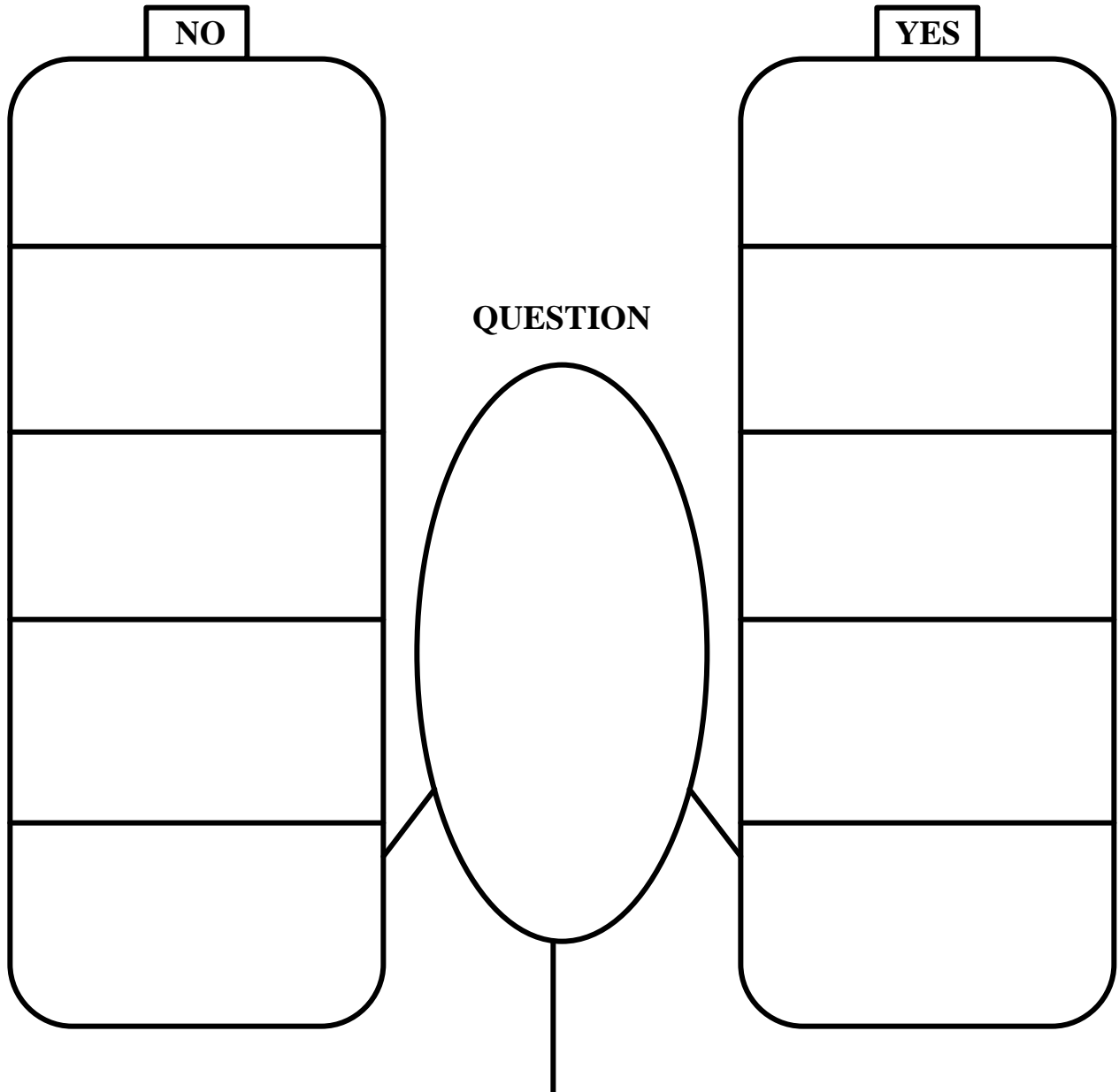
Assessment list for task:	Points Possible	Points Earned Assessed By	
		Self	Teacher
1. Brainstorm form is completed with sufficient details.	_____	_____	_____
2. Form contains relevant information and facts from relevant articles.	_____	_____	_____
3. Position is stated.	_____	_____	_____
TOTAL:	_____	_____	_____

**GO.22.13**

# DISCUSSION WEB

Name: \_\_\_\_\_

Date: \_\_\_\_\_



**CONCLUSION**

---

---

---

---

---

---

# DEBATE PLANNING CHART

## SIGNIFICANCE OF ARGUMENTS

Name: \_\_\_\_\_ Date: \_\_\_\_\_

<p><b>Least Significant Argument</b></p>	
<p><b>Most Significant Argument</b></p>	

**TOPIC:** \_\_\_\_\_

**Name:** \_\_\_\_\_

**Date:** \_\_\_\_\_

**My opinion is** \_\_\_\_\_

\_\_\_\_\_  
\_\_\_\_\_

**because**

**1.** \_\_\_\_\_

\_\_\_\_\_  
\_\_\_\_\_  
\_\_\_\_\_

**2.** \_\_\_\_\_

\_\_\_\_\_  
\_\_\_\_\_  
\_\_\_\_\_

**3.** \_\_\_\_\_

\_\_\_\_\_  
\_\_\_\_\_

