

CLTI Correlation (2A)

-

Copyright (c) 2010 Young W. Lim.

Permission is granted to copy, distribute and/or modify this document under the terms of the GNU Free Documentation License, Version 1.2 or any later version published by the Free Software Foundation; with no Invariant Sections, no Front-Cover Texts, and no Back-Cover Texts. A copy of the license is included in the section entitled "GNU Free Documentation License".

Please send corrections (or suggestions) to youngwlim@hotmail.com.

This document was produced by using OpenOffice and Octave.

Correlation

How signals move
relative to each other

Positively correlated the same direction

Average of product > product of averages

Negatively correlated the opposite direction

Average of product < product of averages

Uncorrelated

Correlation for Power Signals

Energy Signal

$$\begin{aligned} R_{xy}(\tau) &= \int_{-\infty}^{+\infty} x(t) y^*(t+\tau) dt \\ &= \int_{-\infty}^{+\infty} x(t-\tau) y^*(t) dt \end{aligned}$$

Energy Signal real $x(t), y(t)$

$$\begin{aligned} R_{xy}(\tau) &= \int_{-\infty}^{+\infty} x(t) y(t+\tau) dt \\ &= \int_{-\infty}^{+\infty} x(t-\tau) y(t) dt \end{aligned}$$

Power Signal

$$\begin{aligned} R_{xy}(\tau) &= \lim_{T \rightarrow \infty} \frac{1}{T} \int_T x(t) y^*(t+\tau) dt \\ &= \lim_{T \rightarrow \infty} \frac{1}{T} \int_T x(t-\tau) y^*(t) dt \end{aligned}$$

Power Signal real $x(t), y(t)$

$$\begin{aligned} R_{xy}(\tau) &= \lim_{T \rightarrow \infty} \frac{1}{T} \int_T x(t) y(t+\tau) dt \\ &= \lim_{T \rightarrow \infty} \frac{1}{T} \int_T x(t-\tau) y(t) dt \end{aligned}$$

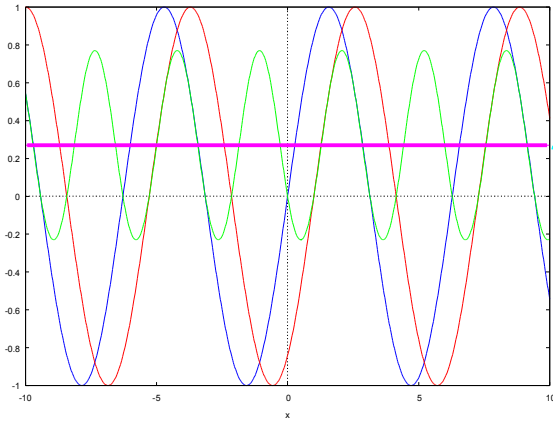
Periodic Power Signal

$$R_{xy}(\tau) = \frac{1}{T} \int_T x(t) y(t+\tau) dt$$

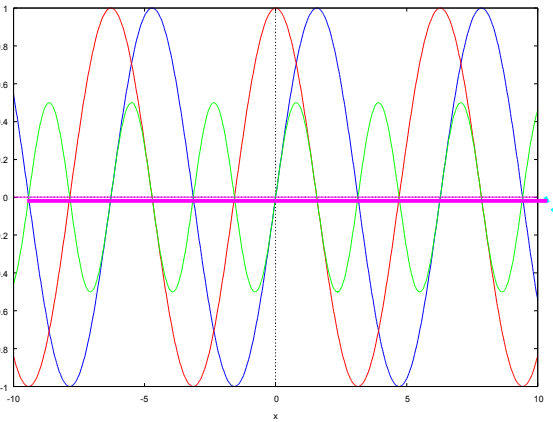
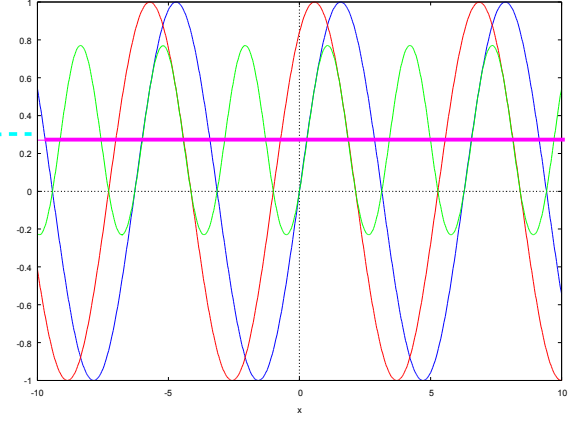
Correlation for Power Signals

$$R_{xy}(\tau) = \frac{1}{2\pi} \int_{2\pi} \sin(t) \sin(t+\tau) dt$$

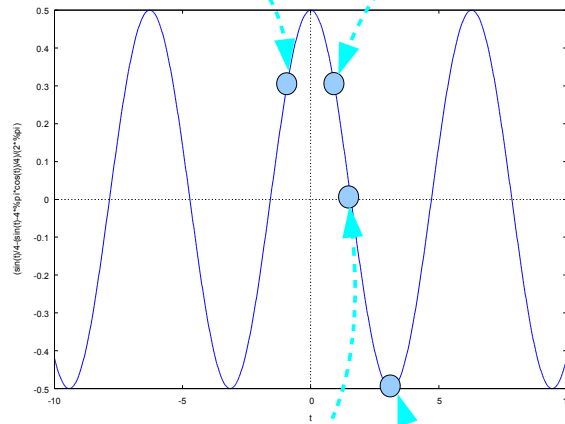
Positively correlated



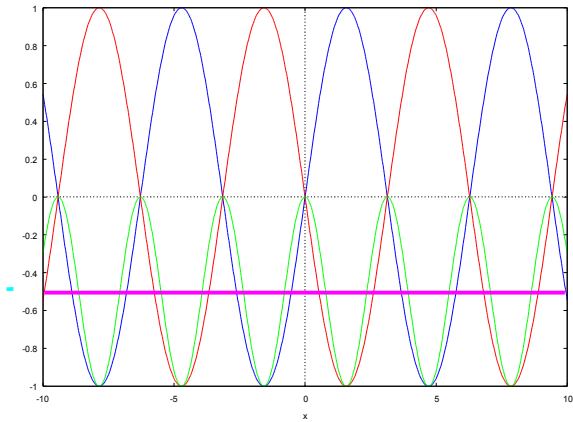
Positively correlated



Uncorrelated



Negatively correlated



Correlation and Convolution

real $x(t)$, $y(t)$

Correlation
$$R_{xy}(\tau) = \int_{-\infty}^{+\infty} x(t)y(t+\tau) dt = \int_{-\infty}^{+\infty} x(t-\tau)y(t) dt$$

Convolution
$$x(t)*y(t) = \int_{-\infty}^{+\infty} x(t-\tau)y(\tau) d\tau$$

$$R_{xy}(\tau) = x(-\tau)*y(\tau)$$

$$x(-t) \iff X^*(f)$$

$$R_{xy}(\tau) \iff X^*(f)Y(f)$$

Correlation for Periodic Power Signals

$$R_{xy}(\tau) = \frac{1}{T} \int_T x(t)y(t+\tau) dt$$

Periodic Power Signal

$$R_{xy}(\tau) = \frac{1}{T} [x(-\tau) \circledast y(\tau)]$$

$$R_{xy}(\tau) \xleftrightarrow{\text{CTFS}} X^*[k]Y[k]$$

Circular Convolution

$$x(t) * y(t) \xleftrightarrow{\text{CTFS}} T X[k]Y[k]$$

$$x[n] * y[n] \xleftrightarrow{\text{CTFS}} N_0 Y[k]X[k]$$

$$R_{xy}(\tau) = \int_{-\infty}^{+\infty} x(t)y(t+\tau) dt$$

$$R_{xy}(\tau) = \frac{1}{T} \int_T x(t)y(t+\tau) dt$$

Correlation for Power & Energy Signals

One signal – a power signal
The other – an energy signal

Use the Energy Signal Version

$$R_{xy}(\tau) = \int_{-\infty}^{+\infty} x(t)y(t+\tau) dt$$

Autocorrelation

Energy Signal

$$R_{xx}(\tau) = \int_{-\infty}^{+\infty} x(t)x(t+\tau) dt$$

total signal energy

$$R_{xx}(0) = \int_{-\infty}^{+\infty} x^2(t) dt$$

$$R_{xx}(0) \geq R_{xx}(\tau)$$

max at zero shift

$$R_{xx}(-\tau) = \int_{-\infty}^{+\infty} x(t)x(t-\tau) dt$$

$$R_{xx}(+\tau) = \int_{-\infty}^{+\infty} x(s+\tau)x(s) ds$$

$$s = t - \tau$$

$$ds = dt$$

$$R_{yy}(\tau) = \int_{-\infty}^{+\infty} x(t-t_0)x(t-t_0+\tau) dt$$

$$R_{xx}(\tau) = \int_{-\infty}^{+\infty} x(s)x(s+\tau) ds$$

$$y(t) = x(t-t_0)$$

Power Signal

$$R_{xx}(\tau) = \lim_{T \rightarrow \infty} \frac{1}{T} \int_T x(t)x(t+\tau) dt$$

average signal power

$$R_{xx}(0) = \lim_{T \rightarrow \infty} \frac{1}{T} \int_{-\infty}^{+\infty} x^2(t) dt$$

$$R_{xx}(0) \geq R_{xx}(\tau)$$

$$R_{xx}(-\tau) = \lim_{T \rightarrow \infty} \frac{1}{T} \int_T x(t)x(t-\tau) dt$$

$$R_{xx}(+\tau) = \lim_{T \rightarrow \infty} \frac{1}{T} \int_T x(s+\tau)x(s) ds$$

$$R_{yy}(\tau) = \lim_{T \rightarrow \infty} \int_T^T x(t-t_0)x(t-t_0+\tau) dt$$

$$R_{xx}(\tau) = \lim_{T \rightarrow \infty} \int_T^T x(s)x(s+\tau) ds$$

Autocorrelation of Sinusoids

$$x(t) = A_1 \cos(\omega_1 t + \theta_1) + A_2 \cos(\omega_2 t + \theta_2) = x_1(t) + x_2(t)$$

$$x(t)x(t+\tau) = \{A_1 \cos(\omega_1 t + \theta_1) + A_2 \cos(\omega_2 t + \theta_2)\} \{A_1 \cos(\omega_1(t+\tau) + \theta_1) + A_2 \cos(\omega_2(t+\tau) + \theta_2)\}$$

$$= A_1 \cos(\omega_1 t + \theta_1) A_1 \cos(\omega_1(t+\tau) + \theta_1) + A_2 \cos(\omega_2 t + \theta_2) A_2 \cos(\omega_2(t+\tau) + \theta_2)$$

$$+ \underbrace{A_1 \cos(\omega_1 t + \theta_1) A_2 \cos(\omega_2(t+\tau) + \theta_2)} + \underbrace{A_2 \cos(\omega_2 t + \theta_2) A_1 \cos(\omega_1(t+\tau) + \theta_1)}$$

$$\int_T A_1 \cos(\omega_1 t + \theta_1) A_2 \cos(\omega_2(t+\tau) + \theta_2) dt = 0$$

$$\int_T A_2 \cos(\omega_2 t + \theta_2) A_1 \cos(\omega_1(t+\tau) + \theta_1) dt = 0$$

$$R_x(\tau) = R_{x_1}(\tau) + R_{x_2}(\tau)$$

$$x_k(t) = A_k \cos(2\pi f_k t + \theta_k)$$

Autocorrelation of Random Signals

$$x(t) = \sum_{k=1}^N A_k \cos(\omega_k t + \theta_k)$$

$$R_x(\tau) = \sum_{k=1}^N R_k(\tau)$$

autocorrelation of $a_k \cos(\omega_k t + \theta_k)$

independent of choice of θ_k

random phase shift θ_k
the same amplitudes a
the same frequencies ω

} different look,
but autocorrelation is the **same** $R_k(\tau)$

} the amplitudes a
the frequencies ω } can be observed in the
autocorrelation $R_k(\tau)$

similar look but **not exactly** the same

describes a signal **generally**, but not **exactly**
– suitable for a random signal

CrossCorrelation

$$R_{xy}(\tau) = R_{xy}(-\tau)$$

The largest peak occurs at a shift which is exactly the amount of shift
Between $x(t)$ and $y(t)$

The signal power of the sum depends strongly on whether two signals are correlated
Positively correlated vs. uncorrelated

ESD (Energy Spectral Density)

Parseval's theorem

$$E_x = \int_{-\infty}^{+\infty} |x(t)|^2 dt = \int_{-\infty}^{+\infty} |X(f)|^2 df$$

$$|X(f)|^2 = \Psi_x(f) \quad \text{Energy Spectral Density}$$

Real $x(t)$ Even, Non-negative, Real $\Psi_x(f)$

$$E_x = 2 \int_0^{+\infty} \Psi_x(f) df$$

Positively correlated vs. uncorrelated

ESD and Band-pass Filtering

$$E_y = 2 \int_0^{+\infty} \Psi_y(f) df = 2 \int_0^{+\infty} |Y(f)|^2 df = 2 \int_0^{+\infty} |H(f)X(f)|^2 df$$

$$E_y = 2 \int_0^{+\infty} |H(f)|^2 \Psi_x(f) df = 2 \int_{f_L}^{f_H} \Psi_x(f) df$$

$$\Psi_y(f) = |H(f)|^2 \Psi_x(f) = H(f)H^*(f)\Psi_x(f)$$

A description of the signal energy versus frequency
How the signal energy is distributed in frequency

ESD and Autocorrelation

$$R_x(t) \iff \Psi_x(f)$$

$$\Psi_x(f) = |X(f)|^2$$

$$R_x(t) \iff X^*(f)X(f)$$

$$R_x(t) = x(-t)*x(t) = \int_{-\infty}^{+\infty} x(-\tau)x(t-\tau) d\tau$$

$$R_x(t) = \int_{-\infty}^{+\infty} x(\tau)x(\tau+t) d\tau$$

Power Spectral Density (PSD)

The ESD of a truncated version of $x(t)$

$$x_T(t) = \begin{cases} x(t) & |t| < \frac{T}{2} \\ 0 & \text{otherwise} \end{cases} = \text{rect}\left(\frac{t}{T}\right)x(t)$$

$$\Psi_{x_T}(f) = |X_T(f)|^2 \quad X_T(f) = \int_{-\infty}^{+\infty} x_T(\tau) e^{-2\pi f t} dt = \int_{-T/2}^{+T/2} x_T(\tau) e^{-2\pi f t} dt$$

Average Signal Power

$$G_{X_T}(f) = \frac{\Psi_{X_T}}{T} = \frac{1}{T} |X_T(f)|^2$$

$$G_x(f) = \lim_{T \rightarrow \infty} G_{X_T}(f) = \lim_{T \rightarrow \infty} \frac{1}{T} |X_T(f)|^2$$

The power of a finite signal power signal in a bandwidth f_L f_H

$$2 \int_{f_L}^{f_H} G(f) df$$

PSD and Band-pass Filtering

$$G_y(f) = |H(f)|^2 G_x(f) = H(f)H^*(f)G_x(f)$$

A description of the signal energy versus frequency
How the signal energy is distributed in frequency

References

- [1] <http://en.wikipedia.org/>
- [2] M.J. Roberts, Signals and Systems,