

Biology Chapter 2: Draw the structure homework

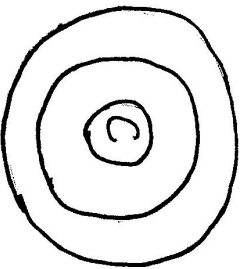
1. Carbon

Atomic Number _____

Atomic Mass _____

Number of: p^t _____

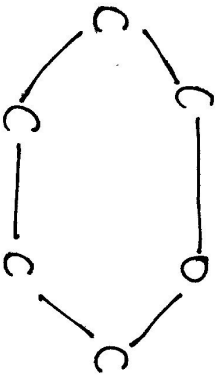
e⁻ _____



Draw the electrons in each shell for a carbon atom.
Carbon can form _____ strong, single covalent bonds.

2. Carbohydrates

Finish drawing the glucose molecule. See pg 45.



Is the glucose in linear or ring form? _____

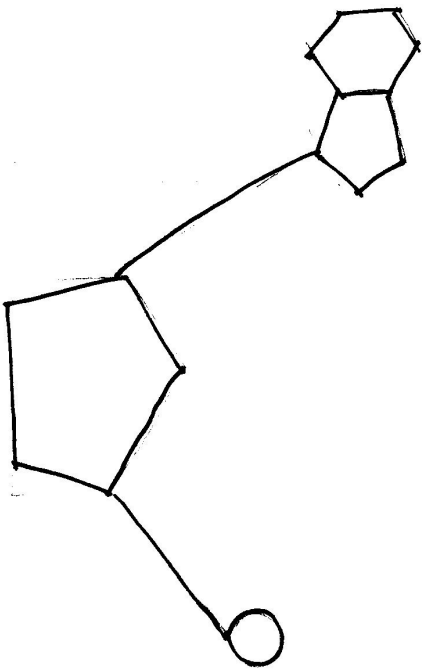
3. Lipids

Draw a saturated four carbon linear chain.

Between
Carbons

This chain contains _____ single covalent bonds, _____
double covalent bonds and _____ triple covalent bonds.

4. Nucleic Acids Label the 3 parts of a nucleotide



5. Proteins Draw in the amino and carboxyl group on the general amino acid structure. Label the groups.

