

Bandpass Sampling (2B)

-
-

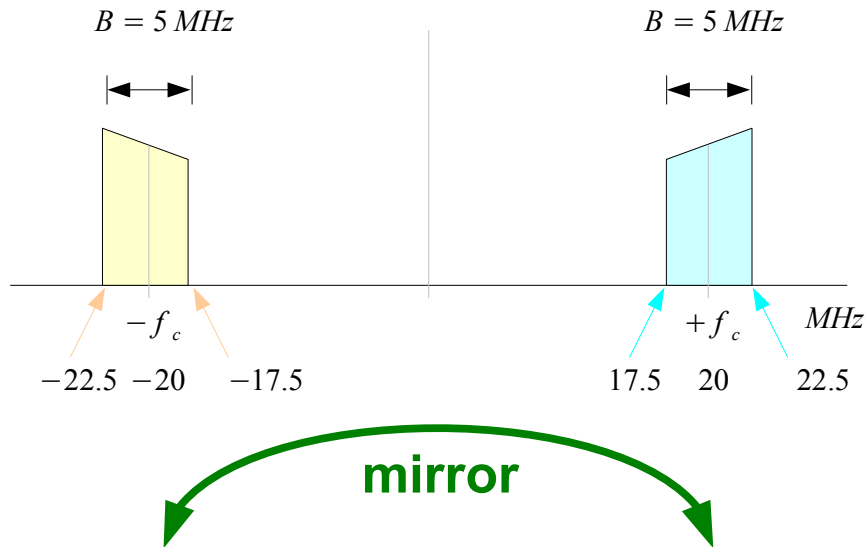
Copyright (c) 2009 - 2012 Young W. Lim.

Permission is granted to copy, distribute and/or modify this document under the terms of the GNU Free Documentation License, Version 1.2 or any later version published by the Free Software Foundation; with no Invariant Sections, no Front-Cover Texts, and no Back-Cover Texts. A copy of the license is included in the section entitled "GNU Free Documentation License".

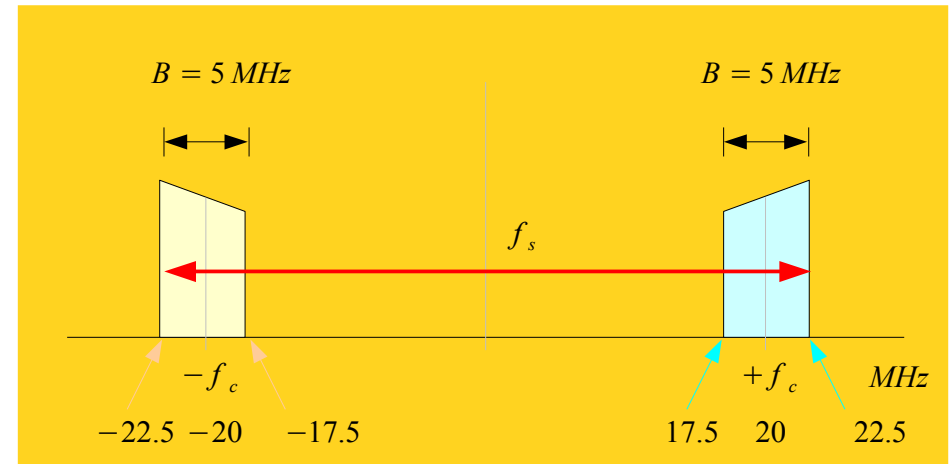
Please send corrections (or suggestions) to youngwlim@hotmail.com.

This document was produced by using OpenOffice and Octave.

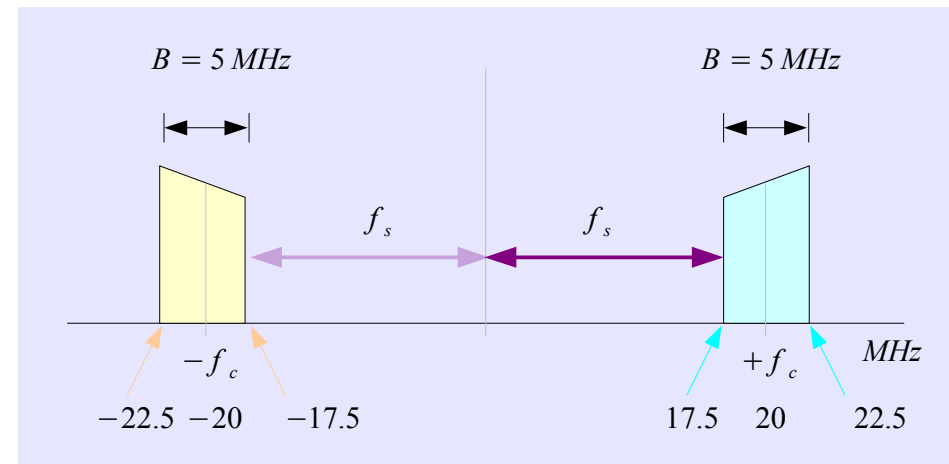
Band-limited Signal



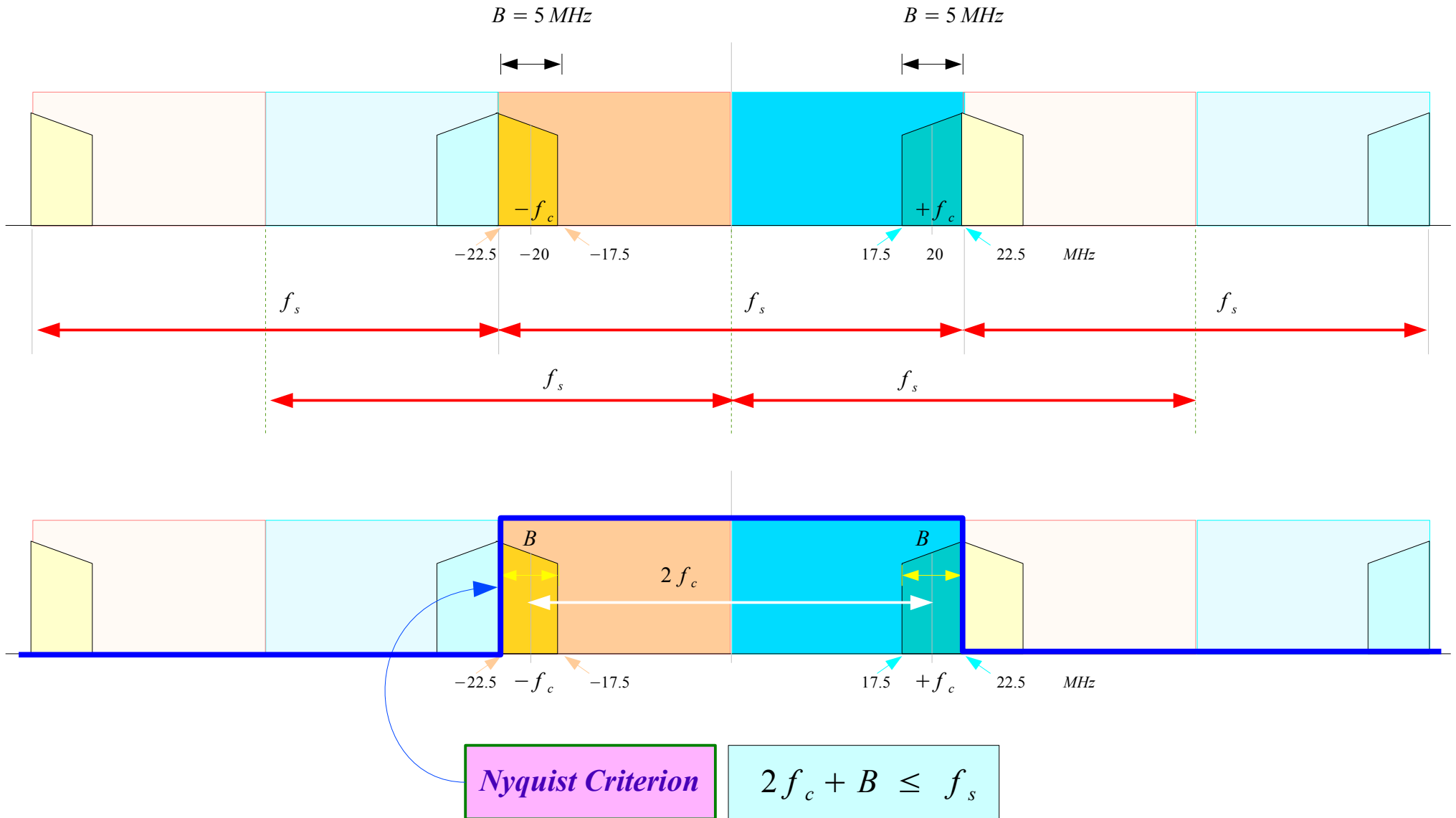
- Bandpass Sampling
- IF filtering
- Harmonic Sampling
- Sub-Nyquist Sampling



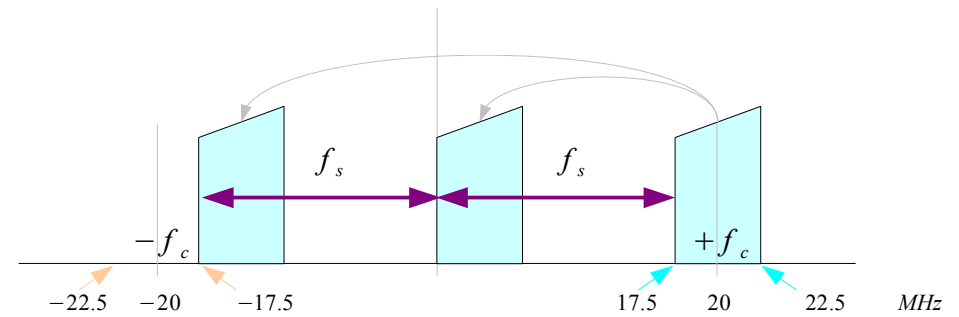
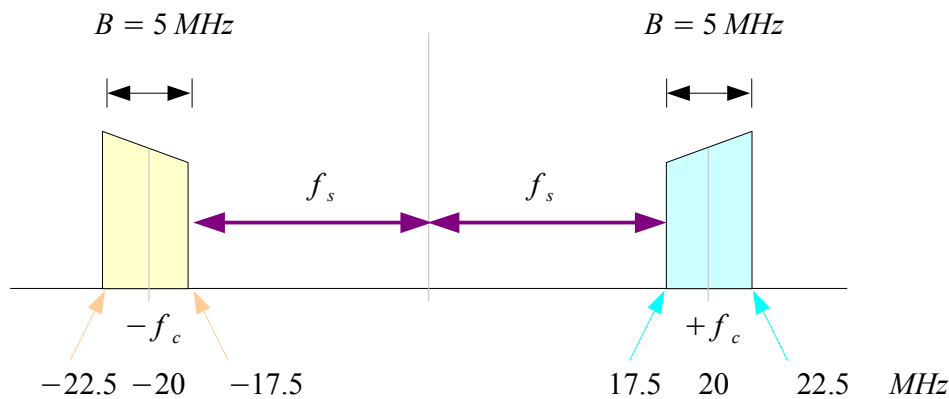
- Lowpass Sampling



Low-pass Signal Sampling

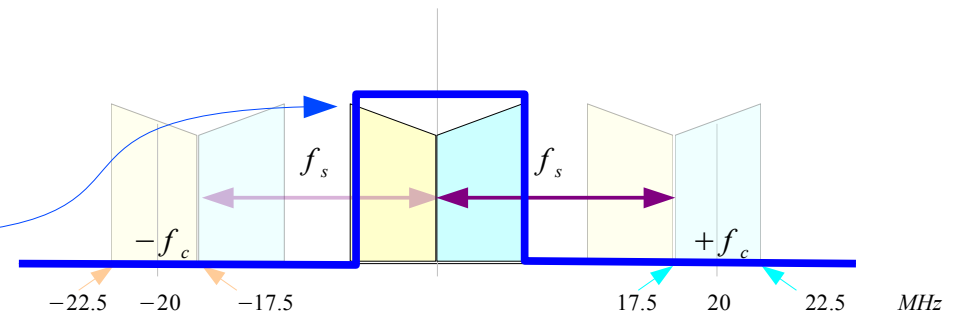
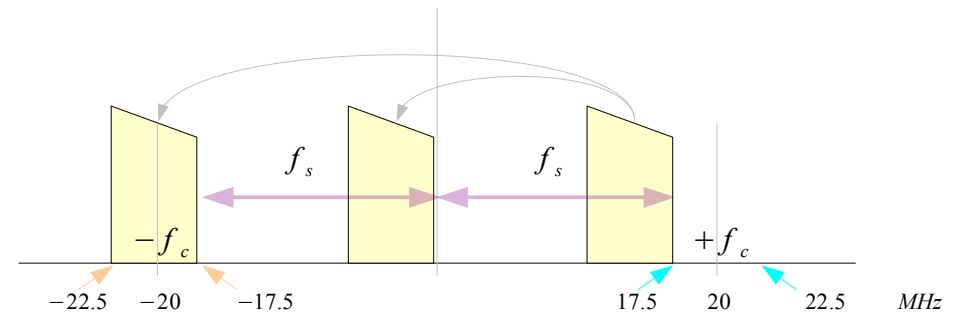


Band-pass Signal Sampling



- **Bandpass Sampling**
- **IF filtering**
- **Harmonic Sampling**
- **Sub-Nyquist Sampling**

Nyquist Criterion $2B \leq f_s$



Sampling Frequency f_s (1)

Assume there are m multiples of f_s

$$2f_c - B = m \cdot f_s$$

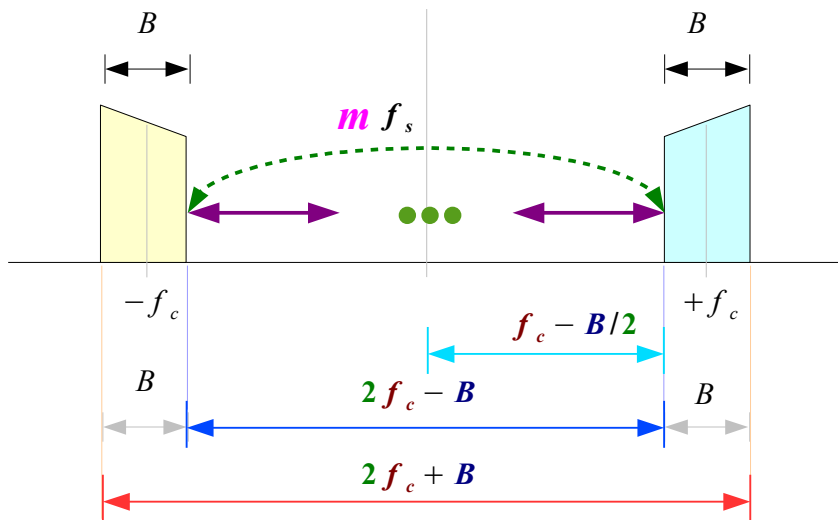
Given an integer m

Max f_s condition

f_s can be decreased according to the following condition without introducing aliasing problems

$$2f_c + B = (m+1) \cdot f_s$$

Min f_s condition



Given Band-pass Signal is characterized by

- Bandwidth B
- Carrier Frequency f_c

$$\frac{2f_c + B}{m + 1}$$

$$\leq f_s \leq$$

$$\frac{2f_c - B}{m}$$

Sampling Frequency f_s (2)

$$\frac{2f_c + B}{m + 1} \leq f_s \leq \frac{2f_c - B}{m}$$

$$\frac{2f_c + B}{(m + 1)B} \leq \frac{f_s}{B} \leq \frac{2f_c - B}{mB}$$

Given Band-pass Signal is characterized by

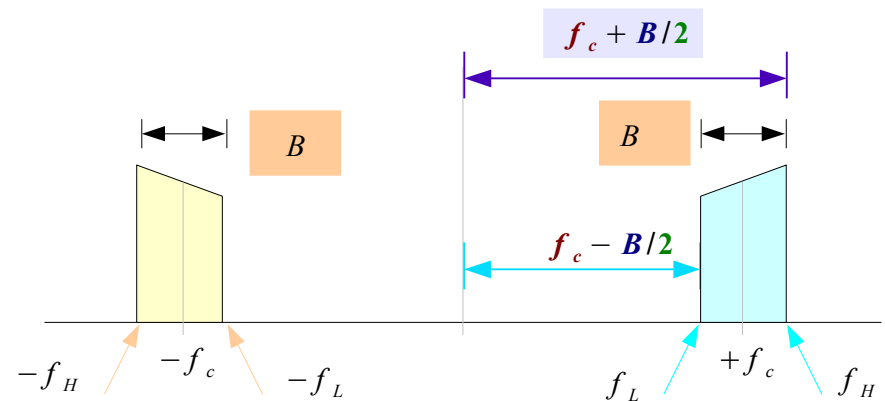
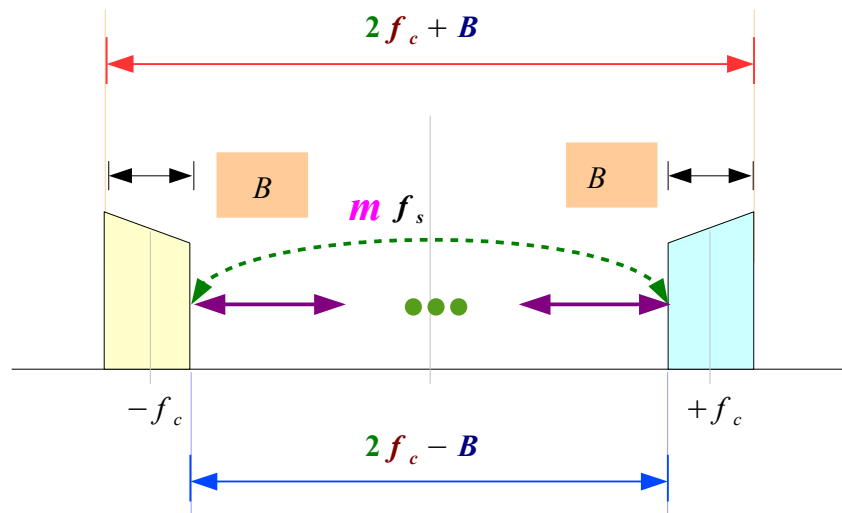
- Bandwidth B
- Carrier Frequency f_c

$$\frac{2f_H}{(m + 1)B} \leq \frac{f_s}{B} \leq \frac{2f_L}{mB}$$

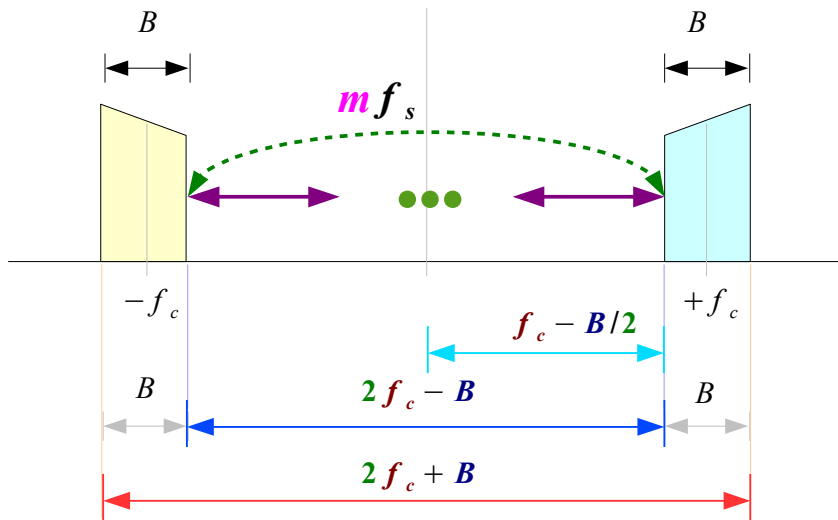
$$f_H = f_c + B/2 \quad \text{Highest frequency}$$

$$f_L = f_c - B/2 \quad \text{Lowest frequency}$$

➔ Normalization by B



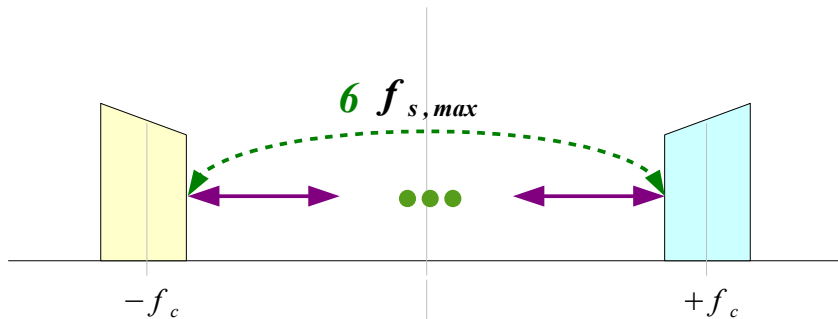
Example $m=6$ (1)



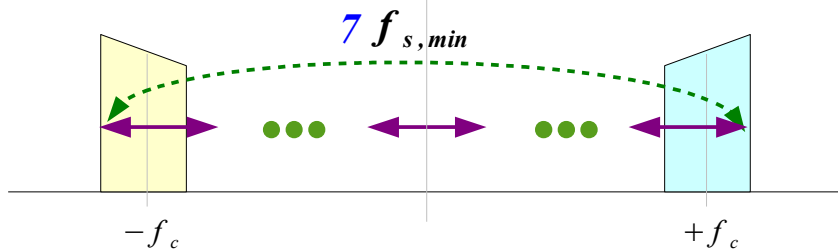
$$\frac{2f_c + B}{m + 1} \leq f_s \leq \frac{2f_c - B}{m}$$

When $m = 6$

$$\min f_s \frac{2f_c + B}{7} \leq f_s \leq \frac{2f_c - B}{6} \max f_s$$

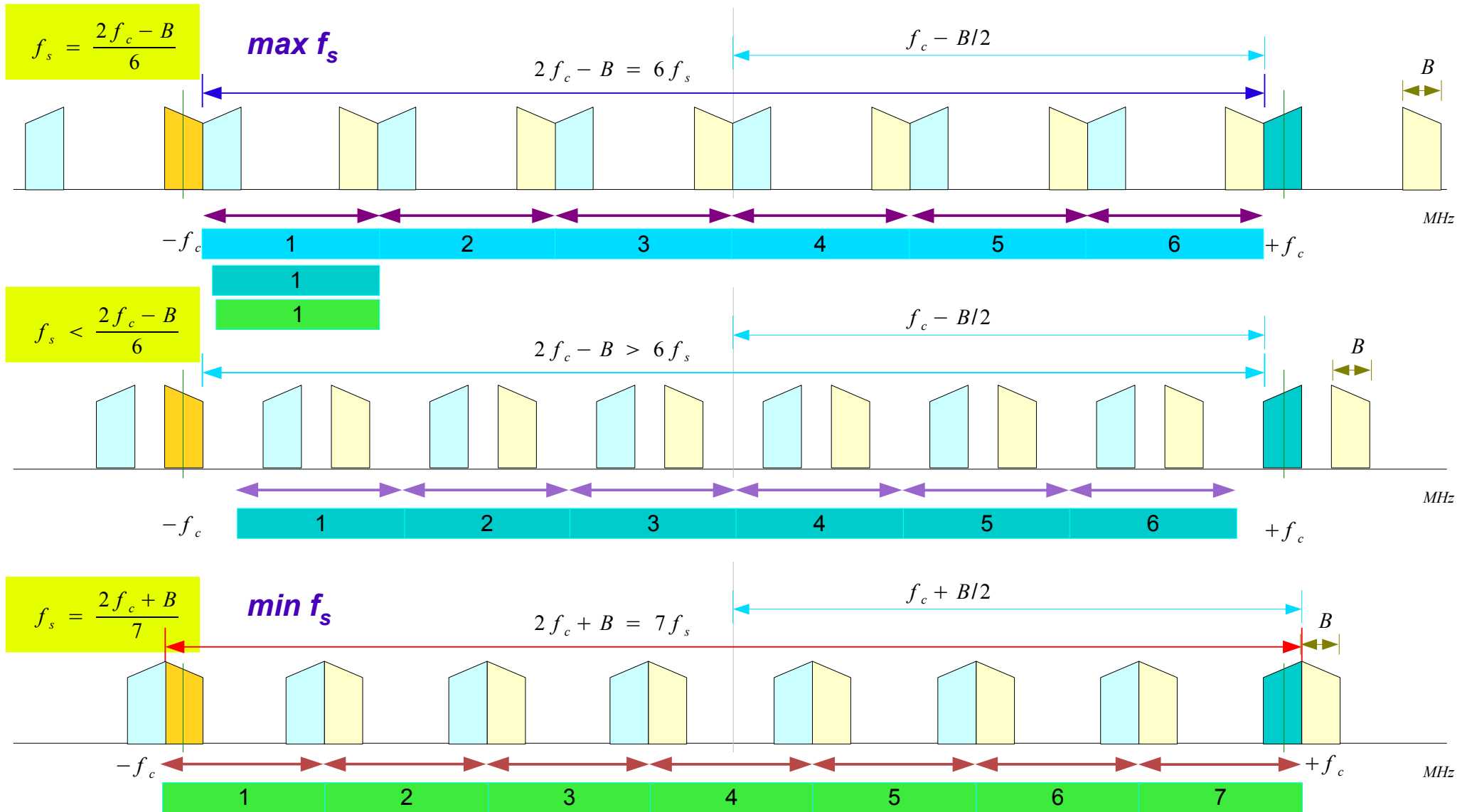


$$\max f_s = \frac{2f_c - B}{6}$$

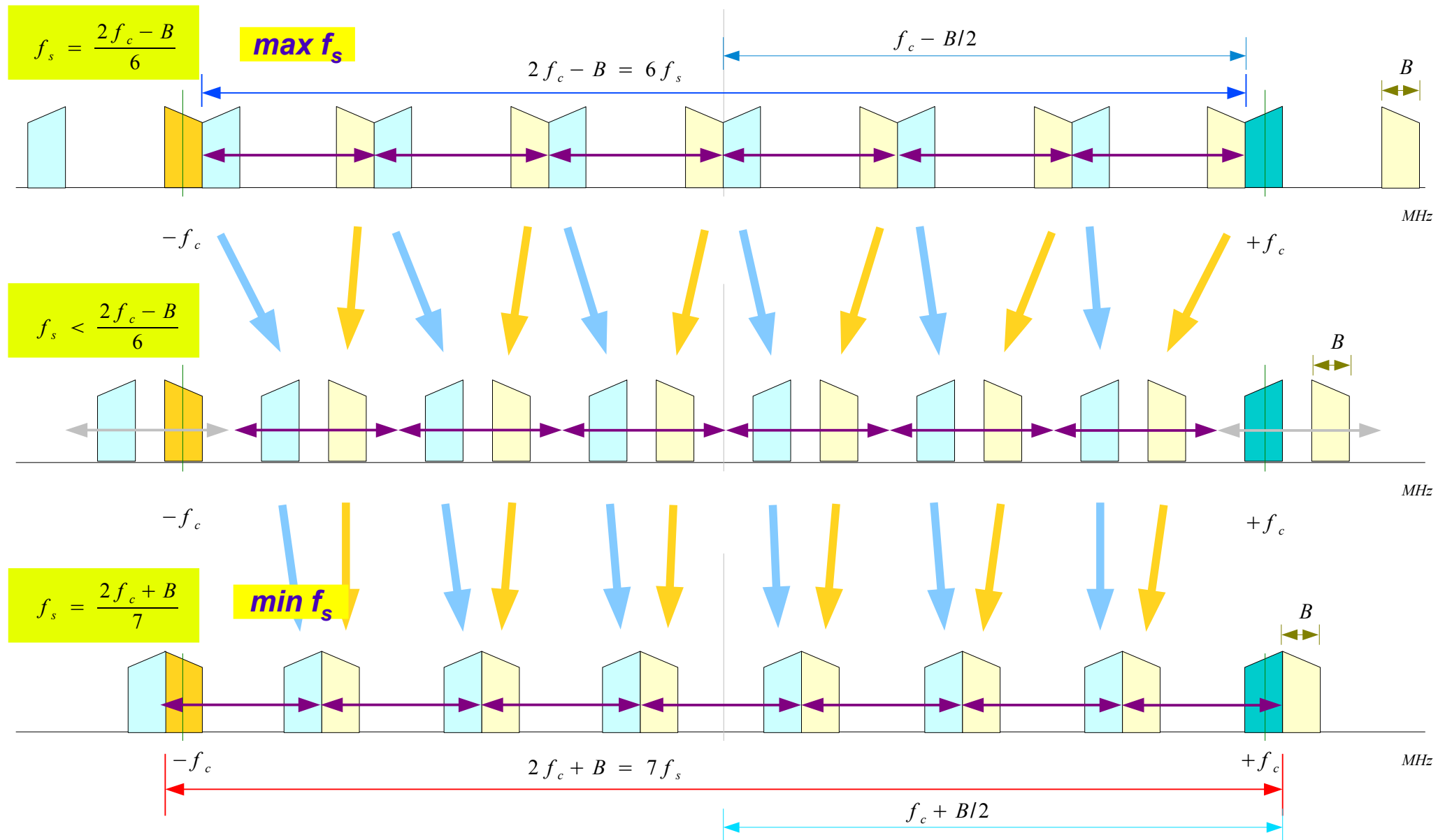


$$\min f_s = \frac{2f_c + B}{7}$$

Example m=6 (2)



Example m=6 (3)



Minimum f_s Plot (1)

$$\frac{2f_c + B}{m + 1} \leq f_s \leq \frac{2f_c - B}{m}$$

$$\frac{f_c + B/2}{B} = R \quad \rightarrow \mathbf{X}$$

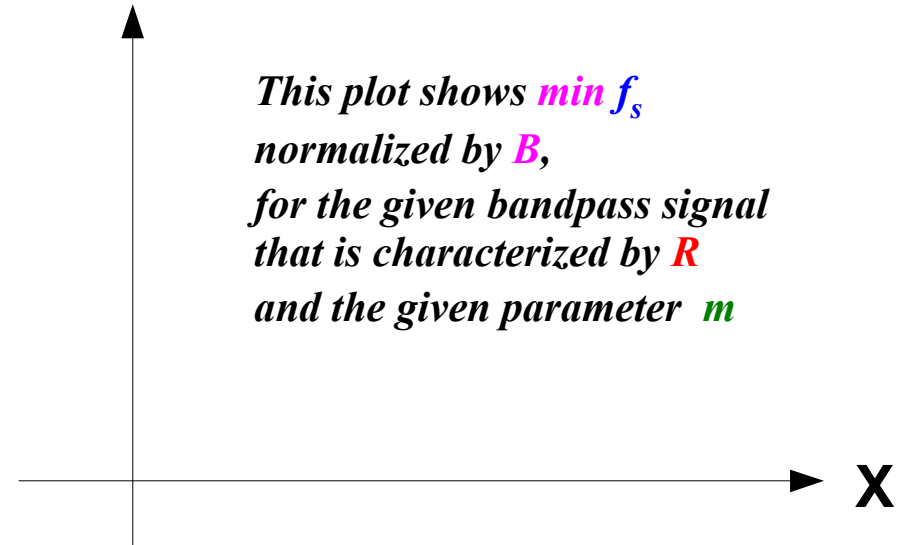
\rightarrow highest signal frequency
bandwidth B

$$\frac{2f_c + B}{(m + 1)B} = \frac{f_{s,min}}{B} \quad \rightarrow \mathbf{Y}$$

\rightarrow minimum sampling rate
bandwidth B

X-Y Plot

$$\mathbf{Y} \quad \frac{f_{s,min}}{B}$$



Characterized by

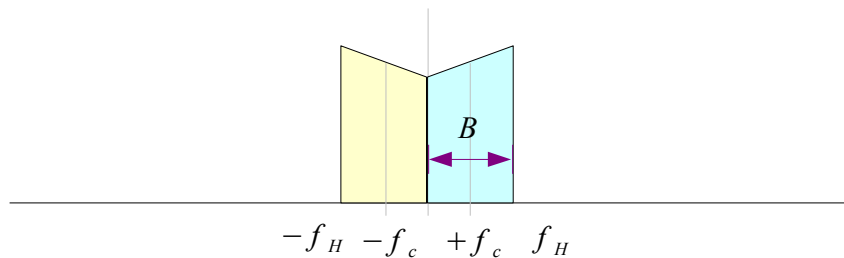
- Bandwidth B
- Carrier Frequency f_c

$$R = \frac{f_H}{B} = \frac{f_c + B/2}{B}$$

Minimum f_s Plot (2)

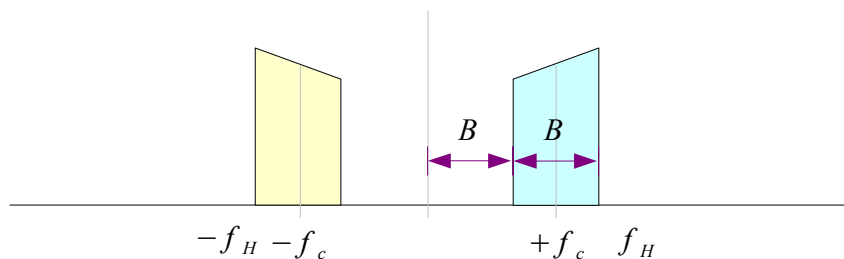
$$f_H = f_c + B/2 = 1B$$

$$R = f_H / B = 1$$



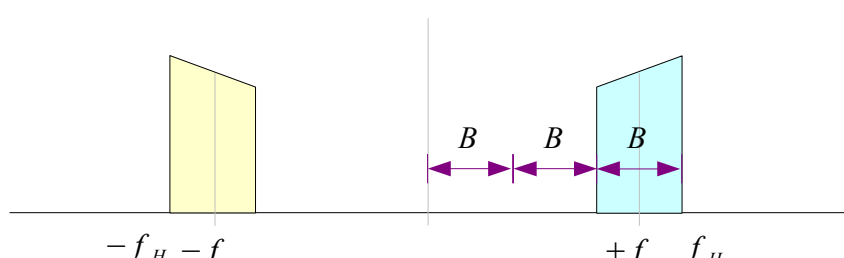
$$f_H = f_c + B/2 = 2B$$

$$R = f_H / B = 2$$

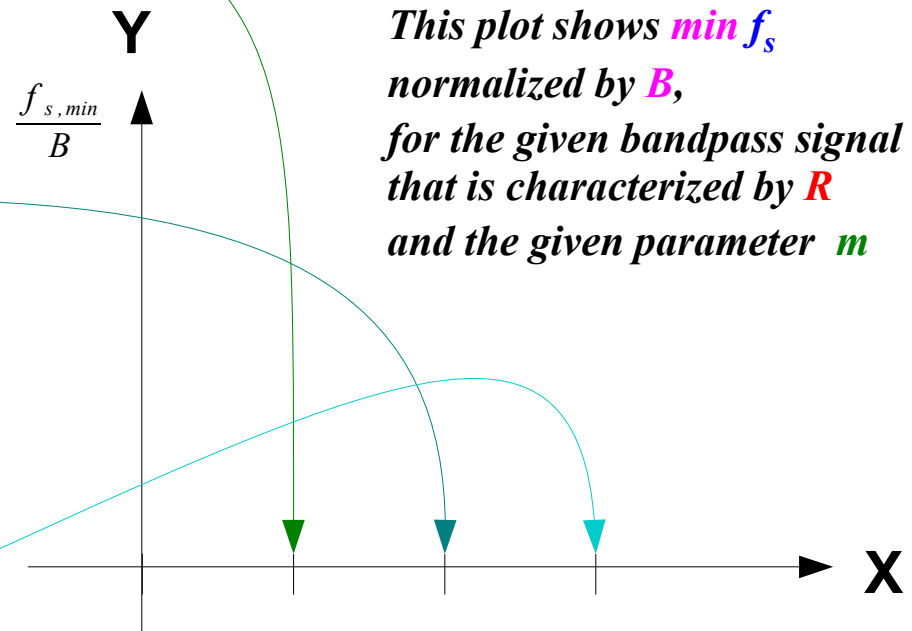


$$f_H = f_c + B/2 = 3B$$

$$R = f_H / B = 3$$



X-Y Plot



This plot shows $\min f_s$ normalized by B , for the given bandpass signal that is characterized by R and the given parameter m

Characterized by

- Bandwidth B
- Carrier Frequency f_c

$$R = \frac{f_H}{B} = \frac{f_c + B/2}{B}$$

Minimum f_s Plot (3)

$$\frac{2f_c + B}{m+1} \leq f_s \leq \frac{2f_c - B}{m}$$

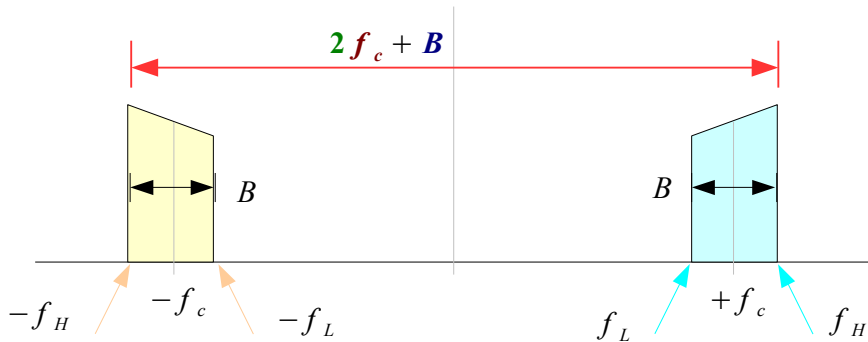
$$g(m, R) = \frac{2}{(m+1)} \frac{f_H}{B} = \frac{2}{(m+1)} R$$

$$\frac{f_H}{B} = \mathbf{X} \quad \Rightarrow \quad \frac{f_c + B/2}{B} = R$$

$$\frac{f_{s, \min}}{B} = \mathbf{Y} \quad \Rightarrow \quad \frac{2f_c + B}{(m+1)B} = \frac{2f_H}{(m+1)B}$$

$\Rightarrow g(m, R)$

$m = 0$	$g(0, R) = 2R$	<i>slope = 2</i>
$m = 1$	$g(1, R) = R$	<i>slope = 1</i>
$m = 2$	$g(2, R) = \frac{2}{3}R$	<i>slope = 2/3</i>
$m = 3$	$g(3, R) = \frac{1}{2}R$	<i>slope = 1/2</i>
$m = 4$	$g(4, R) = \frac{2}{5}R$	<i>slope = 2/5</i>
$m = 5$	$g(5, R) = \frac{1}{3}R$	<i>slope = 1/3</i>
$m = 6$	$g(6, R) = \frac{2}{7}R$	<i>slope = 2/7</i>
$m = 7$	$g(7, R) = \frac{1}{4}R$	<i>slope = 1/4</i>
$m = 8$	$g(8, R) = \frac{2}{9}R$	<i>slope = 2/9</i>



Minimum f_s Plot (4)

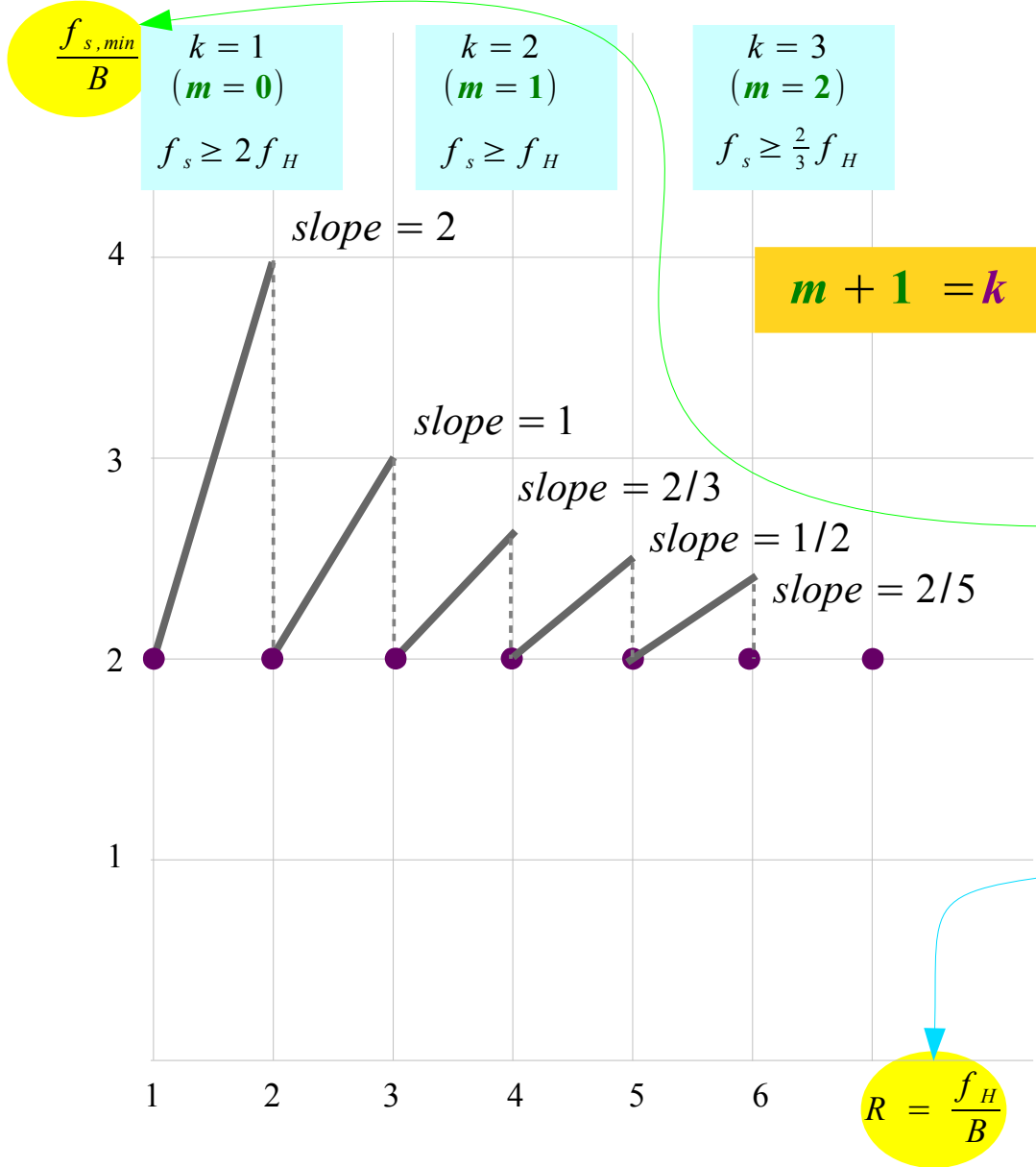
$$g(m, R) = \frac{2}{(m+1)} \frac{f_H}{B} = \frac{2}{(m+1)} R$$

$$R = m+1 \Rightarrow g(m, m+1) = 2$$

$m = 0$	$g(0, R) = 2R$	$slope = 2$
$m = 1$	$g(1, R) = R$	$slope = 1$
$m = 2$	$g(2, R) = \frac{2}{3}R$	$slope = 2/3$
$m = 3$	$g(3, R) = \frac{1}{2}R$	$slope = 1/2$
$m = 4$	$g(4, R) = \frac{2}{5}R$	$slope = 2/5$
$m = 5$	$g(5, R) = \frac{1}{3}R$	$slope = 1/3$
$m = 6$	$g(6, R) = \frac{2}{7}R$	$slope = 2/7$
$m = 7$	$g(7, R) = \frac{1}{4}R$	$slope = 1/4$
$m = 8$	$g(8, R) = \frac{2}{9}R$	$slope = 2/9$

$m = 0$	$R = 1$	\Rightarrow	$g(0, 1) = 2$
$m = 1$	$R = 2$	\Rightarrow	$g(1, 2) = 2$
$m = 2$	$R = 3$	\Rightarrow	$g(2, 3) = 2$
$m = 3$	$R = 4$	\Rightarrow	$g(3, 4) = 2$
$m = 4$	$R = 5$	\Rightarrow	$g(4, 5) = 2$
$m = 5$	$R = 6$	\Rightarrow	$g(5, 6) = 2$
$m = 6$	$R = 7$	\Rightarrow	$g(6, 7) = 2$
$m = 7$	$R = 8$	\Rightarrow	$g(7, 8) = 2$
$m = 8$	$R = 9$	\Rightarrow	$g(8, 9) = 2$

Minimum f_s Plot (5)



$$\frac{2f_c + B}{m + 1} \leq f_s \leq \frac{2f_c - B}{m}$$

$$\frac{2f_c + B}{k} \leq f_s \leq \frac{2f_c - B}{k - 1}$$

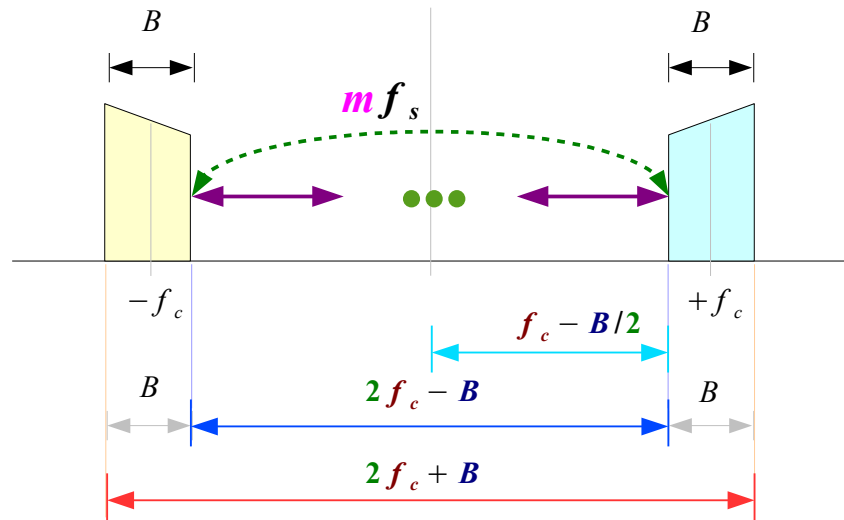
$$\frac{2f_c + B}{(m + 1)B} = \frac{f_{s,min}}{B} = g(m, R)$$

minimum sampling rate
 bandwidth B

$$\frac{f_c + B/2}{B} = R$$

highest signal frequency
 bandwidth B

Min, Max Condition on f_s (1)



$$\frac{2f_c + B}{m + 1} \leq f_s \leq \frac{2f_c - B}{m}$$

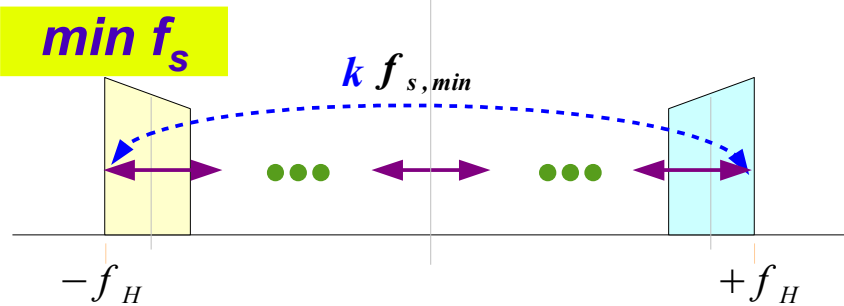
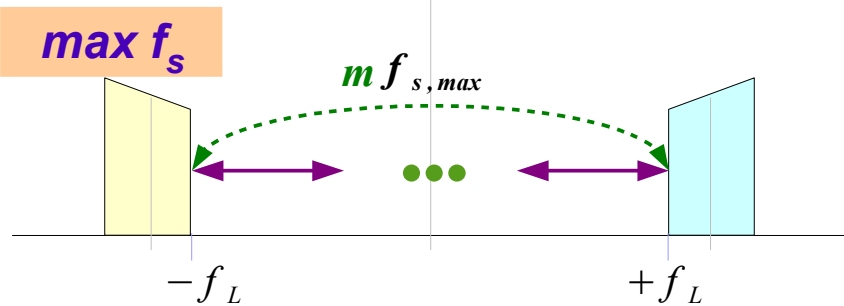
$$\frac{2f_c + B}{k} \leq f_s \leq \frac{2f_c - B}{k - 1}$$

$$m + 1 = k$$

min f_s

max f_s

$$\frac{2f_H}{k} \leq f_s \leq \frac{2f_L}{m}$$

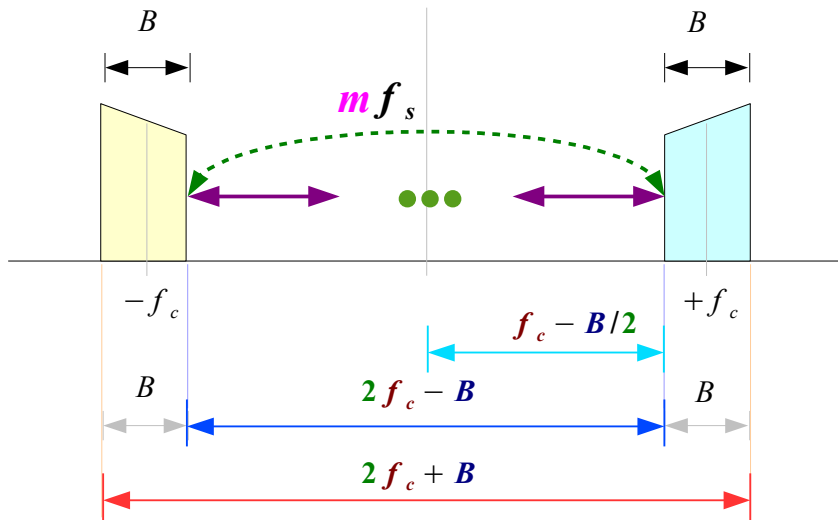


$$k = 2 \quad f_H \leq f_s \leq 2f_L \quad m = 1$$

$$k = 3 \quad \frac{2}{3}f_H \leq f_s \leq f_L \quad m = 2$$

$$k = 4 \quad \frac{1}{2}f_H \leq f_s \leq \frac{2}{3}f_L \quad m = 3$$

Min, Max Condition on f_s (2)

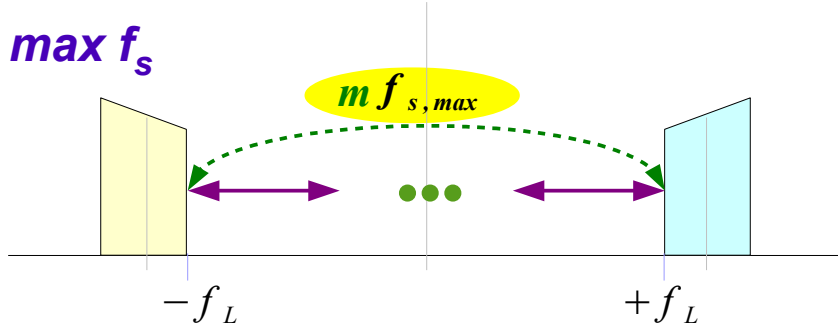


min f_s

max f_s

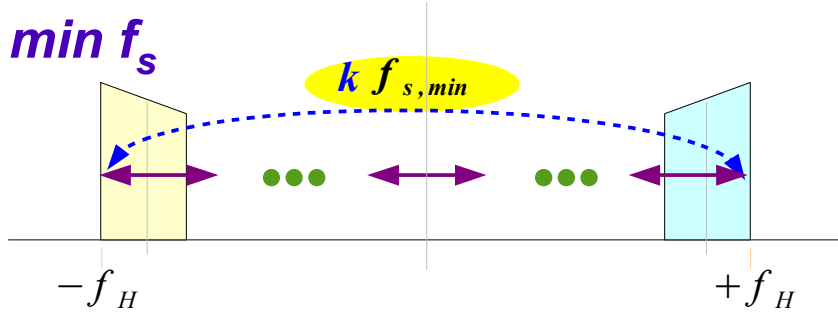
$$\frac{2f_H}{k} \leq f_s \leq \frac{2f_L}{m}$$

$$k = m + 1$$



m represents how many f_s are in $2f_c - B$ in max f_s

$$\max f_s = \frac{2f_c - B}{m} = \frac{2f_L}{m}$$



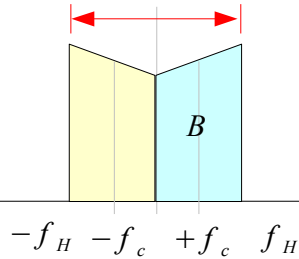
k represents how many f_s are in $2f_c + B$ in min f_s

$$\min f_s = \frac{2f_c + B}{k} = \frac{2f_H}{k}$$

Example $k=1$ ($m=0$)

$k = 1$
($m = 0$)

$$f_H = f_c + B/2 = 1B$$



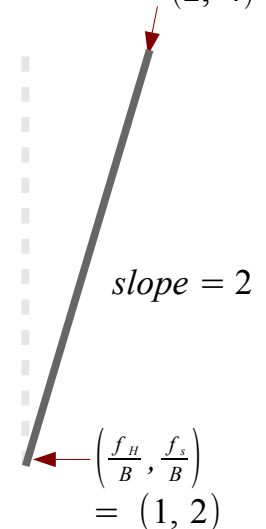
$$R = f_H / B = 1$$

$$\frac{f_{s,min}}{B} = \frac{2f_H}{kB} = 2$$

$$\frac{f_{s,max}}{B} = \frac{2(f_H - B)}{(k-1)B} = +\infty$$

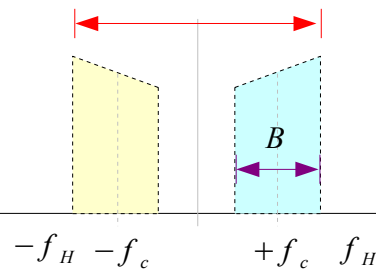
$$R \in [1, 2]$$

$$\left(\frac{f_H}{B}, \frac{f_s}{B}\right) = (2, 4)$$



$k = 1$
($m = 0$)

$$f_H = f_c + B/2 = 1.5B$$



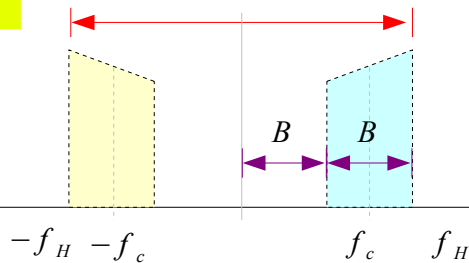
$$R = f_H / B = 1.5$$

$$\frac{f_{s,min}}{B} = \frac{2f_H}{kB} = 3$$

$$\frac{f_{s,max}}{B} = \frac{2(f_H - B)}{(k-1)B} = +\infty$$

$k = 1$
($m = 0$)

$$f_H = f_c + B/2 = 2B$$



$$R = f_H / B = 2$$

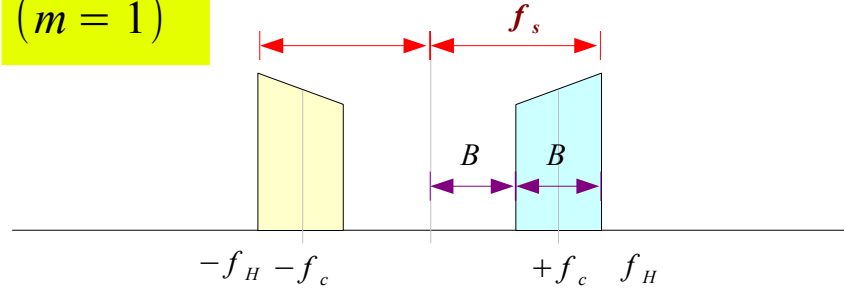
$$\frac{f_{s,min}}{B} = \frac{2f_H}{kB} = 4$$

$$\frac{f_{s,max}}{B} = \frac{2(f_H - B)}{(k-1)B} = +\infty$$

Example $k=2$ ($m=1$)

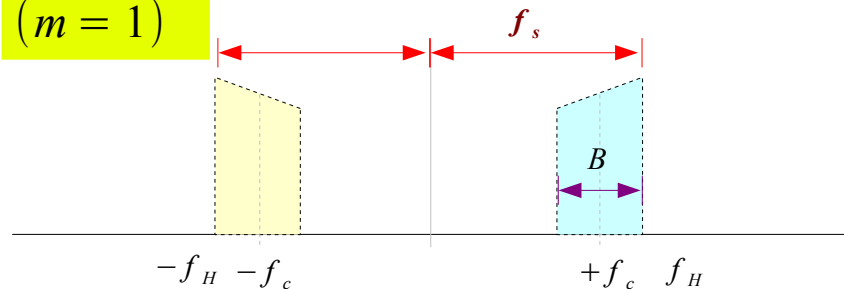
$k = 2$
 $(m = 1)$

$$f_H = f_c + B/2 = 2B$$



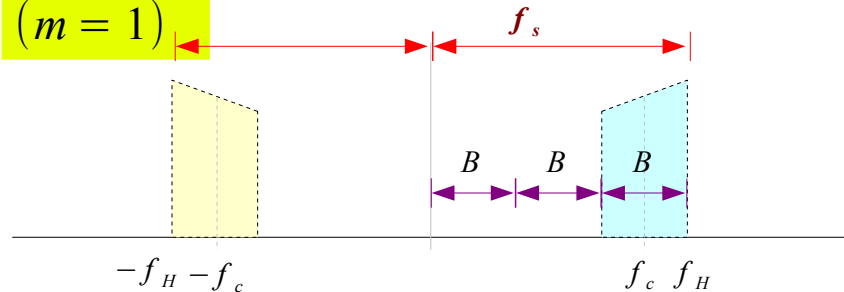
$k = 2$
 $(m = 1)$

$$f_H = f_c + B/2 = 2.5B$$



$k = 2$
 $(m = 1)$

$$f_H = f_c + B/2 = 3B$$



$$R = f_H / B = 2$$

$$\frac{f_{s,min}}{B} = \frac{2f_H}{kB} = 2$$

$$\frac{f_{s,max}}{B} = \frac{2(f_H - B)}{(k-1)B} = 2$$

$$R = f_H / B = 2.5$$

$$\frac{f_{s,min}}{B} = \frac{2f_H}{kB} = 2.5$$

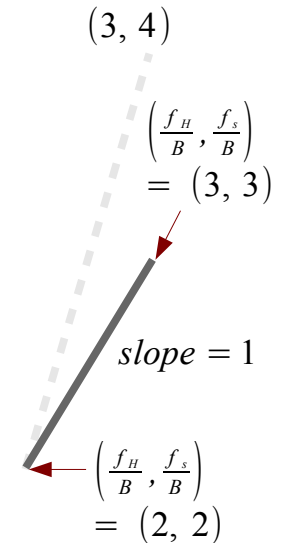
$$\frac{f_{s,max}}{B} = \frac{2(f_H - B)}{(k-1)B} = 3$$

$$R = f_H / B = 3$$

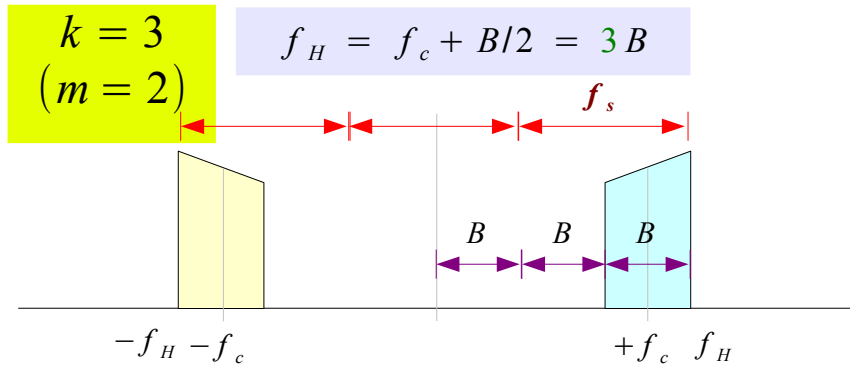
$$\frac{f_{s,min}}{B} = \frac{2f_H}{kB} = 3$$

$$\frac{f_{s,max}}{B} = \frac{2(f_H - B)}{(k-1)B} = 4$$

$$R \in [2, 3]$$



Example $k=3$ ($m=2$)

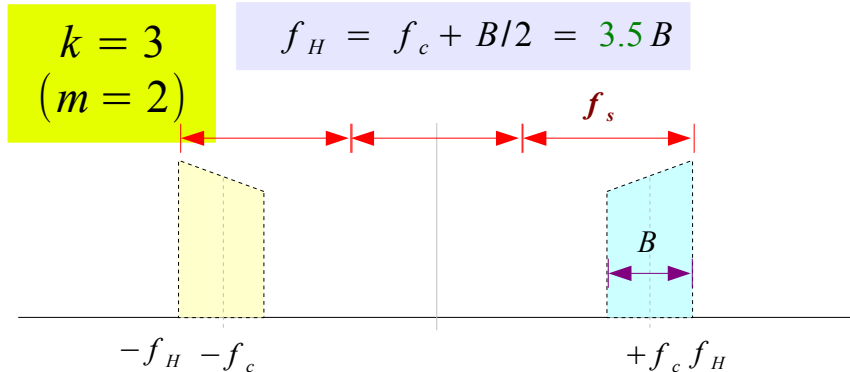


$R = f_H / B = 3$

$R \in [3, 4]$

$\frac{f_{s,min}}{B} = \frac{2f_H}{kB} = 2$

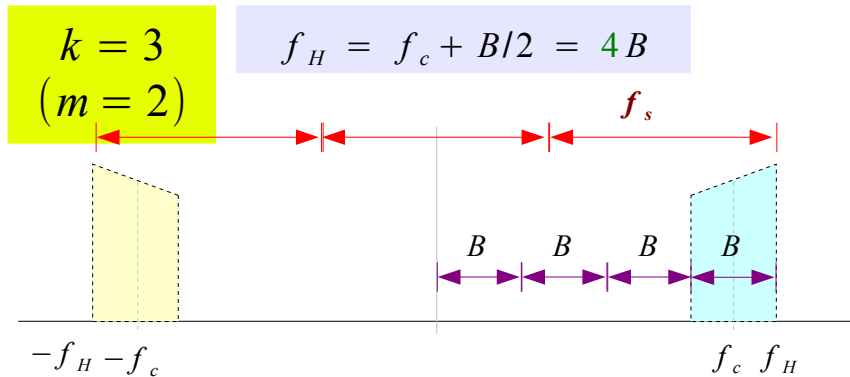
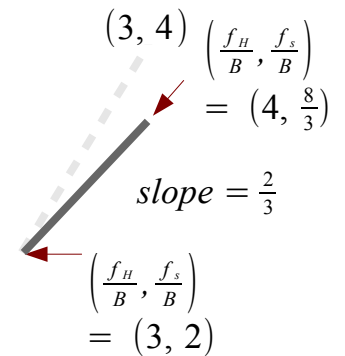
$\frac{f_{s,max}}{B} = \frac{2(f_H - B)}{(k-1)B} = 2$



$R = f_H / B = 3.5$

$\frac{f_{s,min}}{B} = \frac{2f_H}{kB} = \frac{7}{3}$

$\frac{f_{s,max}}{B} = \frac{2(f_H - B)}{(k-1)B} = 3$

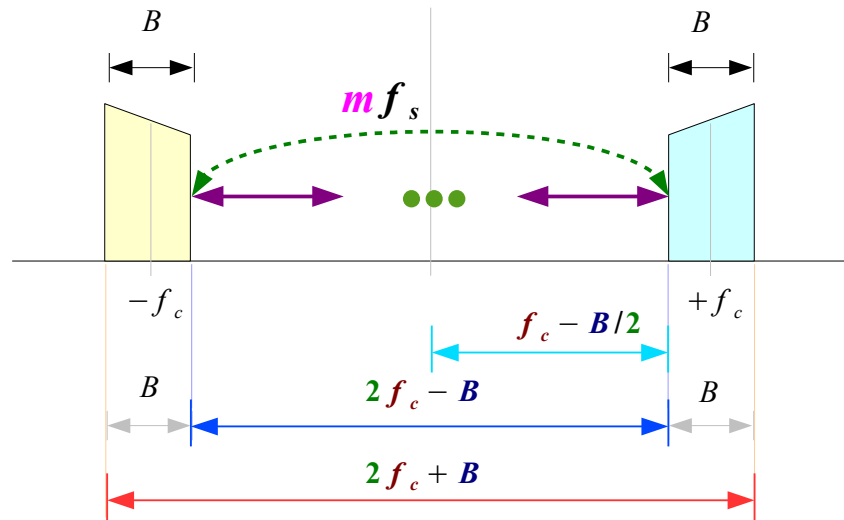


$R = f_H / B = 4$

$\frac{f_{s,min}}{B} = \frac{2f_H}{kB} = \frac{8}{3}$

$\frac{f_{s,max}}{B} = \frac{2(f_H - B)}{(k-1)B} = 4$

Min, Max Condition on f_s (2)



$$\frac{2f_c + B}{m + 1} \leq f_s \leq \frac{2f_c - B}{m}$$

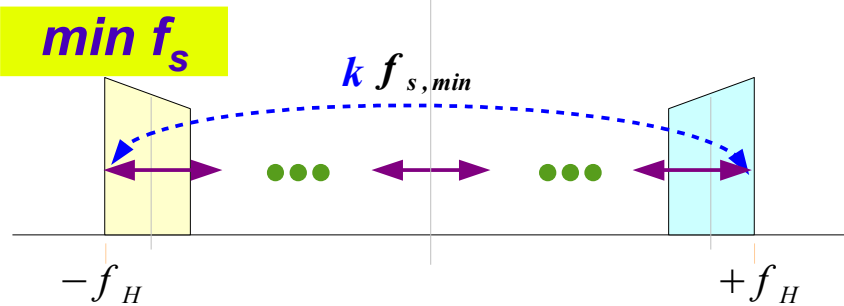
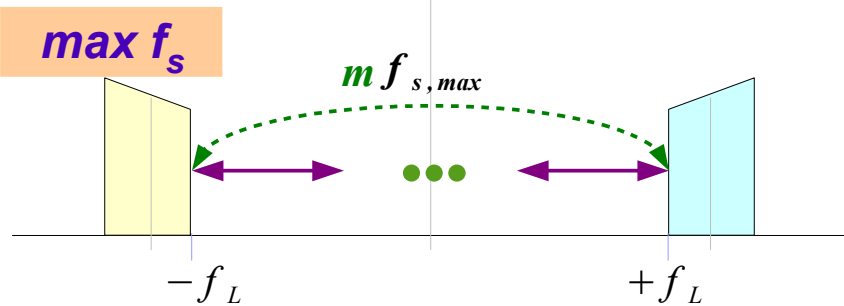
$$\frac{2f_c + B}{k} \leq f_s \leq \frac{2f_c - B}{k - 1}$$

$$m + 1 = k$$

min f_s

max f_s

$$\frac{2f_H}{k} \leq f_s \leq \frac{2f_L}{m}$$

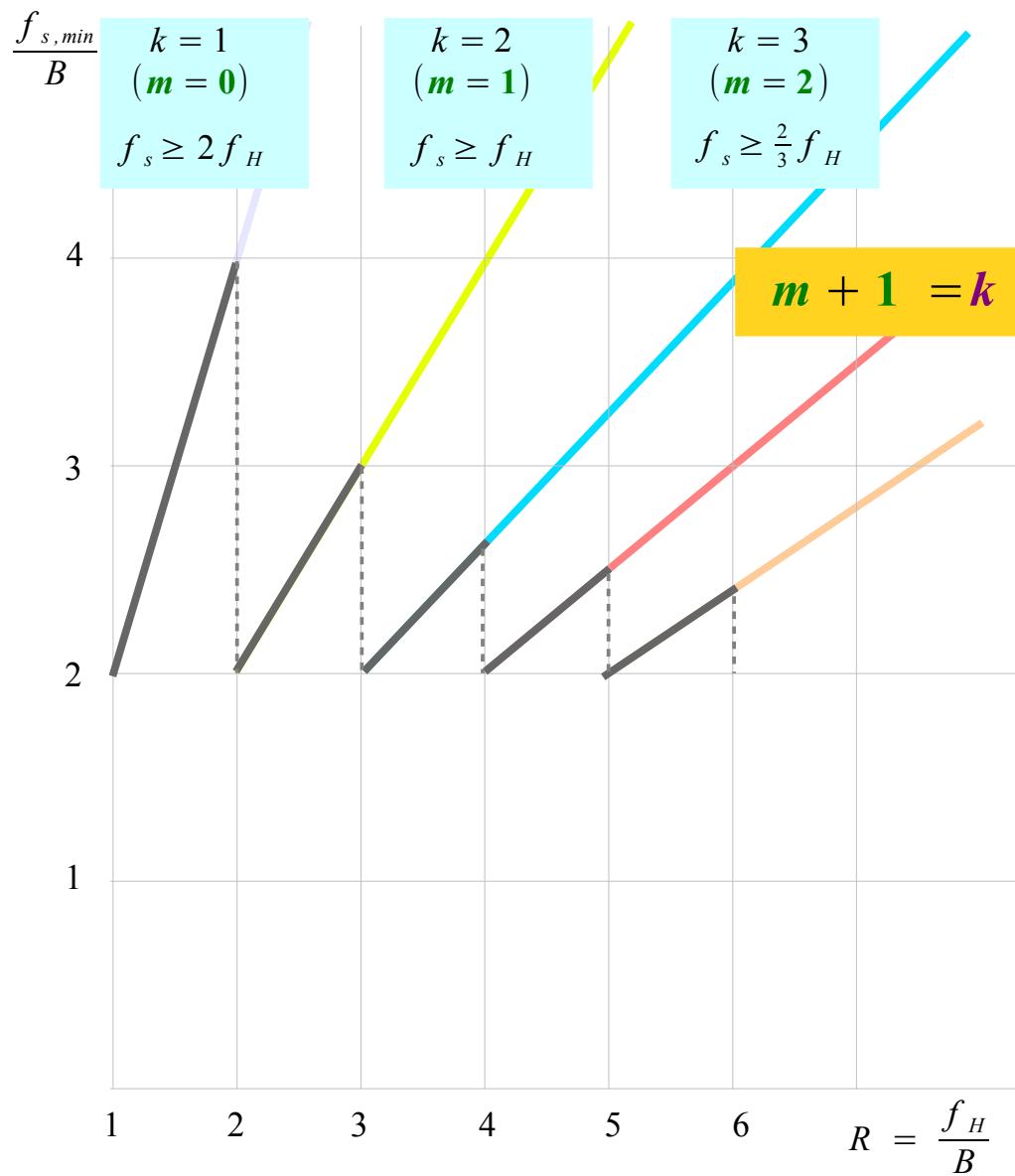


$$k = 2 \quad f_H \leq f_s \leq 2f_L \quad m = 1$$

$$k = 3 \quad \frac{2}{3}f_H \leq f_s \leq f_L \quad m = 2$$

$$k = 4 \quad \frac{1}{2}f_H \leq f_s \leq \frac{2}{3}f_L \quad m = 3$$

Min Max f_s Plot (1)

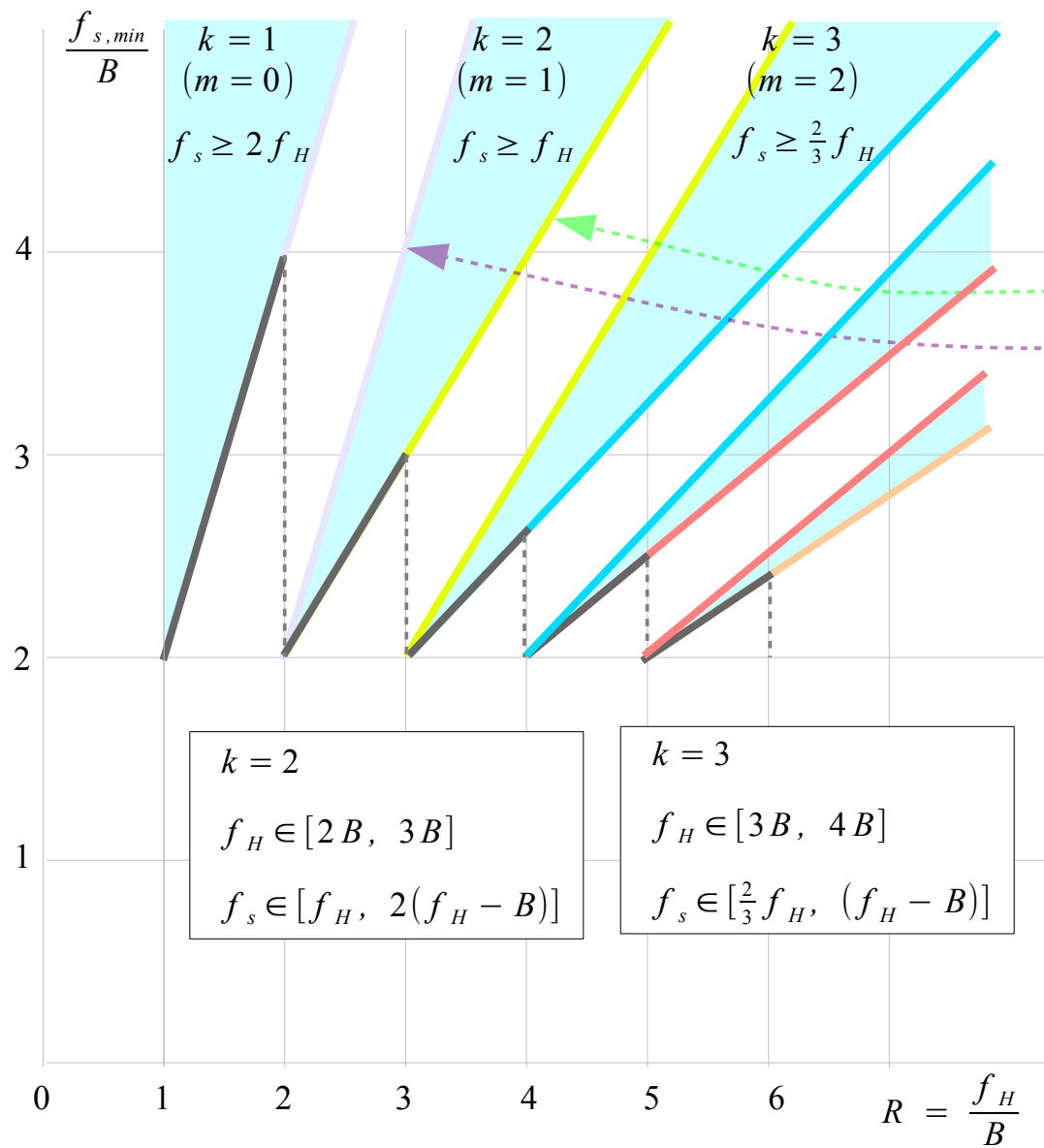


$$\frac{2f_c + B}{m + 1} \leq f_s \leq \frac{2f_c - B}{m}$$

$$\frac{2f_c + B}{k} \leq f_s \leq \frac{2f_c - B}{k - 1}$$

$$\frac{2f_H}{k} \leq f_s \leq \frac{2f_L}{m}$$

Min Max f_s Plot (2)



$$\frac{2f_H}{k} \leq f_s \leq \frac{2f_L}{m}$$

Min f_s

Max f_s

$$k = 2 \quad f_H \leq f_s \leq 2f_L$$

$$k = 3 \quad \frac{2}{3}f_H \leq f_s \leq f_L$$

Min f_s

$$y = 1(x-2)+2$$

$$y = x$$

$$k = 2$$

Max f_s

$$y = 2(x-2)+2$$

$$y = 2x-2$$

$$y = \frac{2}{3}(x-3)+2$$

$$y = \frac{2}{3}x$$

$$k = 3$$

$$y = 1(x-3)+2$$

$$y = x-1$$

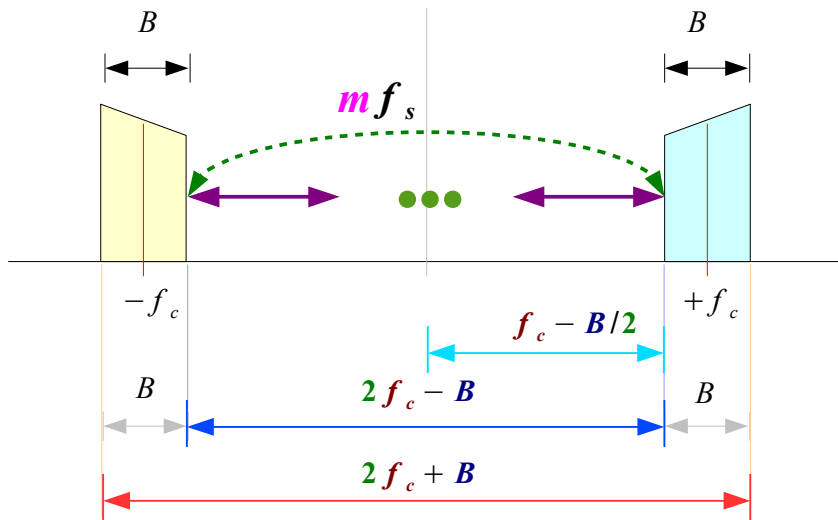
Range of f_s (1)

For a given m	$\frac{2f_c + B}{m + 1} \leq f_s \leq \frac{2f_c - B}{m}$	Nyquist Criterion	$2B \leq f_s$
$f_c = 20 \text{ MHz}$ $B = 5 \text{ MHz}$	↓	↓	
	$\min f_s$	$\max f_s$	Optimum Sampling Frequency
$m = 1$ →	$\frac{2 \cdot 20 + 5}{1 + 1} = 22.5 \leq f_s \leq$	$\frac{2 \cdot 20 - 5}{1} = 35$	→ $f_s = 22.5 \text{ MHz} \quad (10 \leq f_s)$
$m = 2$ →	$\frac{2 \cdot 20 + 5}{2 + 1} = 15 \leq f_s \leq$	$\frac{2 \cdot 20 - 5}{2} = 17.5$	→ $f_s = 17.5 \text{ MHz} \quad (10 \leq f_s)$
$m = 3$ →	$\frac{2 \cdot 20 + 5}{3 + 1} = 11.25 \leq f_s \leq$	$\frac{2 \cdot 20 - 5}{3} = 11.67$	→ $f_s = 11.25 \text{ MHz} \quad (10 \leq f_s)$
$m = 4$ →	$\frac{2 \cdot 20 + 5}{4 + 1} = 9 \geq$	$\frac{2 \cdot 20 - 5}{4} = 8.75$	→ X
$m = 5$ →	$\frac{2 \cdot 20 + 5}{5 + 1} = 7.5 \geq$	$\frac{2 \cdot 20 - 5}{5} = 7.0$	→ X

Range of f_s (2)

For a given m	$\frac{2f_c + B}{m + 1} \leq f_s \leq \frac{2f_c - B}{m}$	Nyquist Criterion	$2B \leq f_s$
$f_c = 20 \text{ MHz}$ $B = 5 \text{ MHz}$	<div style="display: flex; justify-content: space-around; align-items: center;"> <div style="border: 1px solid yellow; padding: 5px; text-align: center;"> $\frac{2f_H}{k}$ </div> <div style="text-align: center;"> $\leq f_s \leq$ </div> <div style="border: 1px solid orange; padding: 5px; text-align: center;"> $\frac{2f_L}{m}$ </div> </div> <p style="text-align: center; color: purple; margin-top: 5px;"> $\min f_s$ $\max f_s$ </p>		$f_H = f_c + B/2 = 22.5 \text{ MHz}$ $f_L = f_c - B/2 = 17.5 \text{ MHz}$
$k = 2 \quad m = 1 \quad \rightarrow$	$f_H \leq f_s \leq 2f_L$	\rightarrow	$22.5 \leq f_s \leq 35$
$k = 3 \quad m = 2 \quad \rightarrow$	$\frac{2}{3}f_H \leq f_s \leq f_L$	\rightarrow	$15.0 \leq f_s \leq 17.5$
$k = 4 \quad m = 3 \quad \rightarrow$	$\frac{1}{2}f_H \leq f_s \leq \frac{2}{3}f_L$	\rightarrow	$11.2 \leq f_s \leq 11.67$
$k = 5 \quad m = 4 \quad \rightarrow$	$\frac{2}{5}f_H \leq f_s \leq \frac{1}{2}f_L$	\rightarrow	$9.0 \leq \cancel{f_s} \leq 8.75$
$k = 6 \quad m = 5 \quad \rightarrow$	$\frac{1}{3}f_H \leq f_s \leq \frac{2}{5}f_L$	\rightarrow	$7.5 \leq \cancel{f_s} \leq 7.0$

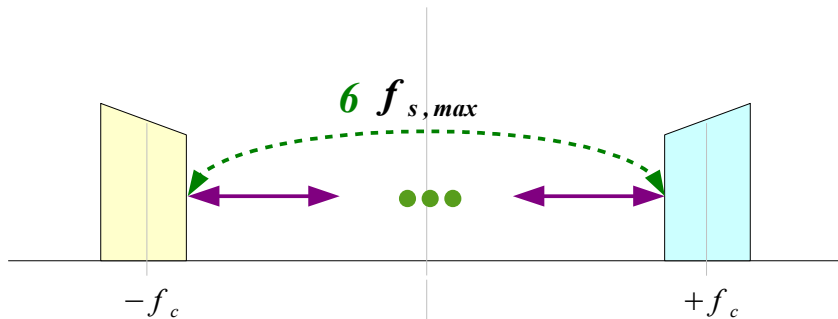
Example $m=6$ (1)



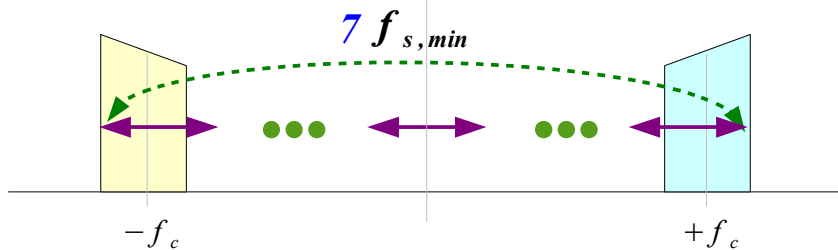
$$\frac{2f_c + B}{m + 1} \leq f_s \leq \frac{2f_c - B}{m}$$

When $m = 6$

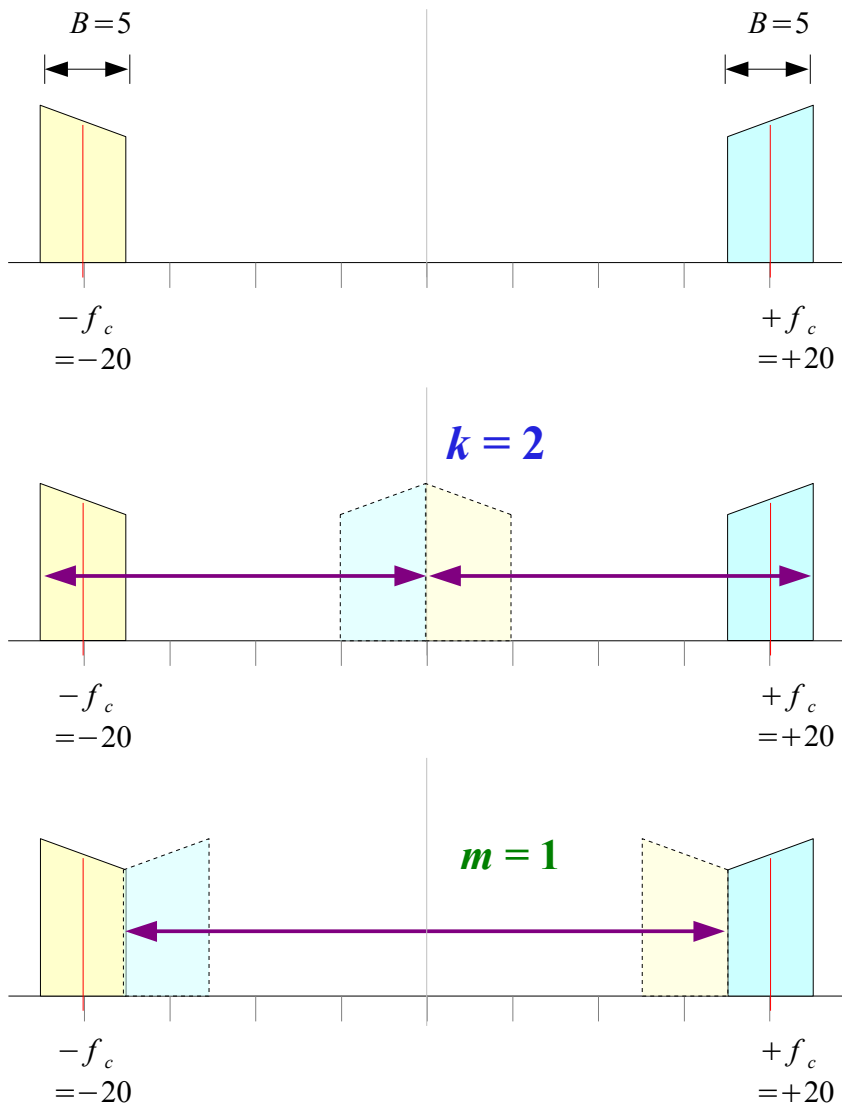
$$\min f_s \frac{2f_c + B}{7} \leq f_s \leq \frac{2f_c - B}{6} \max f_s$$



$$\max f_s = \frac{2f_c - B}{6}$$



$$\min f_s = \frac{2f_c + B}{7}$$



$$\frac{2f_H}{k} \leq f_s \leq \frac{2f_L}{m}$$

$\min f_s$

$\max f_s$

$k=2$ $m=1$ \rightarrow

$f_H \leq f_s \leq 2f_L$ \rightarrow

$22.5 \leq f_s \leq 35$

References

- [1] <http://en.wikipedia.org/>
- [2] J.H. McClellan, et al., Signal Processing First, Pearson Prentice Hall, 2003
- [3] A “graphical interpretation” of the DFT and FFT, by Steve Mann
- [4] R. G. Lyons, Understanding Digital Signal Processing, 1997